

MESSAGE OF THE  
President of the United States

TRANSMITTING

THE BUDGET

FOR THE SERVICE OF THE  
FISCAL YEAR ENDING JUNE 30

1928



WASHINGTON  
GOVERNMENT PRINTING OFFICE  
1926

ADDITIONAL COPIES  
OF THIS PUBLICATION MAY BE PROCURED FROM  
THE SUPERINTENDENT OF DOCUMENTS  
GOVERNMENT PRINTING OFFICE  
WASHINGTON, D. C.  
AT  
\$2.50 PER COPY (Paper Covers)



# TABLE OF CONTENTS

	Statement No.	Page
Budget message of the President of the United States.....		v
Chart presentation of estimates of appropriations, receipts and expenditures, for fiscal year 1928.....		A1
Chart.....		A2
Description of governmental functions.....		A3
Description of Budget statements.....		A7
Balanced statement of (1) the condition of the Treasury at the end of the fiscal years 1925 and 1926, (2) the estimated condition of the Treasury at the end of the fiscal year in progress (1927), and (3) the estimated condition of the Treasury at the end of the ensuing fiscal year 1928, if the financial proposals contained in the Budget are adopted.....	1	A13
Detailed statement of ordinary expenditures by organization units, etc., fiscal year 1928, compared with prior years.....	2	A16
Detailed statement of ordinary receipts by organization units and sources of revenue, fiscal year 1928, compared with prior years.....	3	A35
Statement of receipts, under classification of Treasury daily statement, fiscal year 1928 compared with prior years.....	4	A47
Statement of ordinary expenditures by character, showing estimated expenditures for the fiscal years 1928 and 1927, and actual expenditures for the fiscal year 1926.....	5	A49
Summary of ordinary receipts by sources of revenue, fiscal year 1928, compared with prior years.....	6	A50
Statement of expenditures and receipts, Post Office Department and Postal Service, fiscal year 1928, compared with prior years.....	7	A52
Statement of various accounts, funds, and authorizations.....	8	A55
Summary of estimates and appropriations, classified by governmental functions, fiscal year 1928, compared with 1927.....	9	A67
Summary of estimates and appropriations, classified by character and objects of expenditure, fiscal year 1928, compared with 1927.....	10	A69
Statement of expenditures by character and objects, fiscal years 1923 to 1926, inclusive.....	11	A70
Summary of expenditures, classified by governmental functions, fiscal year 1928, compared with prior years.....	12	A71
Comparison of appropriations recommended and appropriations made by Congress, fiscal year 1927, compared with 1926.....	13	A73
Statement of estimates of appropriations for 1928 and appropriations for 1927, showing percentages of the totals for current operations.....	14	A74
Comparative statement of appropriations, fiscal years 1926 and 1927.....	15	A75
Comparative statement of appropriations, fiscal years 1922 to 1927, inclusive.....	16	A76
Statement of annual, permanent, and other appropriations, including balances of appropriations of prior fiscal years, available for expenditure during fiscal year 1927, as of November 1, 1926.....	17	A77
Financial statements:		
Consolidated current balance sheet at close of business June 30, 1926.....	18	A78
Statement of operations, general fund, fiscal year 1926.....	19	A79
Statement of operations, public debt (loan) funds, fiscal year 1926.....	20	A80
Consolidated statement of operations, fiscal year 1926.....	21	A81
Public debt statements—		
Summary statement of outstanding debt of the United States at close of business June 30, 1926, compared with June 30, 1925, and June 30, 1916.....	22	A82
Detail statement of outstanding debt of the United States at close of business June 30, 1926, compared with June 30, 1925, and June 30, 1916.....	23	A83
Statement of securities owned by the United States, June 30, 1926.....	24	A86
Cumulative sinking fund statements—		
Actual, fiscal year 1926.....	25	A87
Estimated, fiscal year 1927.....	26	A87
Estimated, fiscal year 1928.....	27	A87
Proposed public debt issues and redemptions, fiscal year 1928 compared with prior years.....	28	A88
Statement summarizing and comparing, by classification services and grades, for the fiscal years 1928, 1927, and 1926, average number of employees, average salary rates, and the total salaries of the personnel of the executive departments and independent establishments in the District of Columbia classified under the act of March 4, 1923.....	29	A89
Statement summarizing and comparing, by departments and independent establishments, for the fiscal years 1928, 1927, and 1926, the average number of employees, the average salary rate, and the total salaries of the personnel in the District of Columbia classified under the act of March 4, 1923.....	30	A103
Explanatory synopsis of the estimates of appropriations.....		A104
Recapitulation of estimates of appropriations, fiscal year 1928 compared with appropriations for fiscal year 1927.....		A122
Detail estimates of appropriations, fiscal year 1928, compared with appropriations for the fiscal year 1927:		
Legislative establishment.....		1
Executive office and independent establishments.....		29
Department of Agriculture.....		109
Department of Commerce.....		333
Interior Department.....		443
Department of Justice.....		685
Department of Labor.....		721
Navy Department.....		741
Post Office Department.....		787
Department of State.....		815
Treasury Department.....		847
War Department, including Panama Canal.....		945
District of Columbia.....		1195
Index.....		1315



## MESSAGE TRANSMITTING THE BUDGET

*To the Congress of the United States:*

Herewith is transmitted the Budget of the United States for the fiscal year ending June 30, 1928. The receipts and expenditures shown in detail in the Budget are summarized in the following statement:

*Summary (exclusive of postal revenues and postal expenditures paid from postal revenues)*

	Estimated, 1928	Estimated, 1927	Actual, 1926
<b>Receipts:</b>			
Customs.....	\$601, 800, 000. 00	\$616, 800, 000. 00	\$579, 430, 092. 86
Income tax.....	2, 090, 000, 000. 00	2, 190, 000, 000. 00	1, 982, 040, 088. 58
Miscellaneous internal revenue.....	568, 985, 000. 00	619, 685, 000. 00	855, 599, 289. 26
Miscellaneous receipts.....	511, 968, 077. 00	600, 295, 688. 00	545, 686, 219. 44
<b>Total receipts.....</b>	<b>3, 772, 753, 077. 00</b>	<b>4, 026, 780, 688. 00</b>	<b>3, 962, 755, 690. 14</b>
<b>Total expenditures (including reduction of the public debt required by law to be made from ordinary receipts).....</b>	<b>3, 572, 049, 214. 00</b>	<b>3, 643, 701, 593. 00</b>	<b>3, 584, 987, 873. 50</b>
<b>Excess of receipts.....</b>	<b>200, 703, 863. 00</b>	<b>383, 079, 095. 00</b>	<b>377, 767, 816. 64</b>

In carrying out the purposes of the Budget system so wisely prescribed by the Congress in June, 1921, the executive branch and the legislative branch of the Government have been collaborators. It has been a great demonstration of cooperation made possible by our form of government. The results of this united effort have gone directly to the people of this Nation. The real object back of this united effort has been to make the greatest possible return to the people of the money which was taken from them to finance the World War. And this has been accomplished not to the detriment of the Federal service, not by the withholding of funds for necessary and worthy purposes, but to the advantage of that service and of the business of the people. It has required us to put our house in order and to provide for its management in a scientific business way, not alone for its current operations, but also for its future requirements.

In the span of a little more than five years there have been three substantial reductions in taxes. The direct result of this has been that the people have been permitted to retain more of their own earnings for their own use and productive investment. And from this, and probably to a greater extent than from any other cause, has come the great prosperity which now exists in almost all lines in this country.

In considering the question of further tax reduction there are many factors which should be taken into account. During the past five fiscal years the Treasury has had the benefit of receipts aggregating \$950,000,000 representing returns from moneys theretofore expended by the United States, and, in addition, there has been received \$400,000,000 from income taxes for past years in excess of refunds. In the present fiscal year the net income from these items represents about \$250,000,000 of our expected receipts. They are now about at an end, and in the fiscal year 1928 it is estimated the net return from this source will amount to less than \$50,000,000. We have come to the point, therefore, where we will have to rely for the future entirely upon current taxes. The yield from current taxes of the Federal Government is measured by the prosperity of the American people. When business is good and national income is high, our revenue from income taxes based upon a percentage of income is also high. But should the national income decline, the Government would experience a material loss of revenue even under existing rates of tax. Miscellaneous taxes and customs duties are dependent upon the purchasing power of the people, which also is subject to variation with prosperity, and we must expect a decrease in Government revenue from these sources with any drop in the purchases of the American people. Under these conditions our estimated surplus of \$200,000,000 for 1928 is none too large an operating margin in a business involving an annual expenditure of more than three and one-half billions of dollars payable from ordinary receipts, or more than four billions of dollars when we include our postal expenditures payable from postal receipts.

The revenue act of 1926 has been in effect but nine months, and the reduction in miscellaneous taxes has not yet been fully reflected in revenue. We have had too short an experience with the new law to permit an intelligent permanent reduction of tax rates. It must be clear to all that a permanent reduction of rates affects not only the current fiscal year, in which, as I have said, there are included nonrecurring items aggregating \$250,000,000, but the next and succeeding fiscal years in which nonrecurring items will no longer be material and when current taxes may feel the effect of any change in our prosperity. Business can easily adjust itself to less expenses brought about by less taxes, but it is much more difficult to make an adjustment for more expenses made necessary by more taxes. This

is particularly true with respect to Federal taxes, since the necessity of imposing additional taxes would arise from a decline in prosperity which would decrease governmental revenue below governmental expenditures, a decline which must also affect all taxpayers. Increased taxes to meet Government requirements would come at a time not of prosperity but of depression, and would aggravate the depression. For these reasons I do not advise the present session of Congress to reduce permanently our tax rates or abolish any particular tax. Each of the three reductions in taxes which have been enacted by the Congress since the fiscal year 1921 have been predicated on an assurance that our financial condition warranted it. No such assurance can be given to-day as a warrant for future permanent tax reduction.

With our still enormous national debt amounting to nearly nineteen and one-half billion dollars, a surplus can be no embarrassment, since it can be applied without difficulty to the reduction of the interest-bearing obligations of the Government and thus effect a saving in interest costs. Interest is the largest single item of Government expenditure, and its decrease offers the most fruitful subject for permanent reduction of governmental expenditure. We have had since the close of the war an established program of debt reduction through the sinking fund and application of receipts from foreign-debt settlements. This should not be disturbed. But surplus is a factor in debt reduction in addition to the items I have just mentioned. In considering the question of a lessening of the surplus for the current fiscal year it is necessary to weigh the desirability in the present of temporary relief to the American taxpayer against desirability in the future of greater debt reduction now. Should Congress be of the opinion that the surplus estimated for the current fiscal year based upon receipts expected to be received under the existing law is too large, then I suggest a temporary tax reduction measure which will cut down this expected surplus by leaving the excess in the pockets of the American taxpayers.

In determining the form such temporary tax reduction should take, if the Congress proposes one, I believe we should adopt the simplest practical plan which will do equity. It is administratively difficult to consider any arrangement affecting the December 15, 1926, tax payment. Many individuals have already paid their income taxes in full, and time is too short for action by Congress and by the Bureau of Internal Revenue before the December payment. It would not be practicable, either, to postpone the date of the December payment, since there are \$452,000,000 of United States certificates of indebtedness maturing on December 15, 1926, and the Treasury is relying upon cash to be received during that month to assist it in meeting this maturity. It has seemed to me, therefore, that the most practicable way of preventing the accumulation by the close of this fiscal year of a surplus larger than the Congress deems desirable is to authorize a reduction in the taxes which become due in the first six months of the next year; that is, a reduction on the quarterly tax payments due March 15 and June 15, 1927. The amount of this relief should depend upon the surplus which Congress may desire to divert from debt reduction to tax reduction. It is a problem on which the House under the Constitution must originate action.

With the experience of another year's test of the revenue act of 1926, and with a more accurate knowledge which the year will give of what the future has in store for a continuance of our prosperity, we can determine what our permanent policy of taxation shall be. In times of peace we must meet governmental expenditures out of governmental revenues. We should not take by taxation more than our requirements. But also we should not take less than our requirements.

In the Budget for the fiscal year ending June 30, 1927, transmitted to the Congress December 7, 1925, the estimated receipts for the fiscal year 1926 were \$3,880,716,942 and the estimated expenditures \$3,618,675,186. Actual receipts for that year were \$3,962,755,690.14, while actual expenditures totaled but \$3,584,987,873.50—an increase of \$82,038,748.14 in receipts over the Budget estimate, and a decrease in expenditure of \$33,687,312.50 below that estimate, which is approximately 1 per cent of the total expenditure. This increase in receipts and reduction in expenditure increased the estimated surplus by \$115,726,060.64—from \$262,041,756, the Budget estimate, to \$377,767,816.64, the actual surplus.

This brings us to the current fiscal year, of which five full months are now completed. The Budget for 1927 forecast for that year receipts \$3,824,530,203, and expenditures \$3,494,222,308.44, and indicated a surplus of \$330,307,894.56. This favorable forecast made one year ago now may be made even more favorable. With five months of the current year completed, the estimate is now that our receipts will amount to \$4,026,780,688 and our expenditures, \$3,643,701,593, thus forecasting a surplus of \$383,079,095.

While the revised estimate for 1927 shows an increase of \$52,771,200 in the surplus, it also shows a net increase of \$149,500,000 in the estimated expenditure for that year.

This net increase embraces a number of items in which changes, both increases and decreases, have occurred in the year which has ensued since the original estimate was made. On the increase side of the new estimate the principal items are: Pensions, \$41,000,000; construction of public buildings and vessels under the Treasury Department, \$25,000,000; vocational rehabilitation, insurance and compensation under the Veterans' Bureau, \$41,000,000; public

debt reduction, \$50,000,000. The last-mentioned item was due to a corresponding increase in the estimated receipts of funds that are required by law to be applied to debt reduction as a result of new foreign funding agreements made during the year. The other items of increase are due principally to new legislation enacted during the year. On the decrease side the major items are adjusted service certificate fund, \$24,000,000; increased receipts of the War Finance Corporation, applied to a reduction of expenditure, \$15,000,000; and interest on public debt, \$10,000,000. Part of the increase in estimated expenditure was provided by appropriations made during the last session of Congress. There remains to be provided at the present session of the Congress for the 1927 requirements of the Veterans' Bureau \$28,000,000, and for pensions \$41,000,000.

We now come to the estimates of appropriations for the fiscal year 1928. These are summarized in the following statement, in which they are compared with the appropriations for the fiscal year 1927:

*Estimates of appropriations for 1928 compared with appropriations for 1927*

	Estimates of appropriations, 1928	Appropriations, 1927
<b>Legislative establishment</b> .....	<b>\$16, 174, 988. 76</b>	<b>\$17, 834, 919. 57</b>
<b>Executive Office</b> .....	<b>438, 460. 00</b>	<b>819, 460. 00</b>
<b>Independent establishments:</b>		
Alaska Relief Funds.....	15, 000. 00	15, 000. 00
Alien Property Custodian.....	98, 000. 00	130, 650. 00
American Battle Monuments Commission.....	600, 000. 00	800, 000. 00
Arlington Memorial Bridge Commission.....	2, 500, 000. 00	2, 500, 000. 00
Board of Mediation.....	390, 000. 00	285, 220. 00
Board of Tax Appeals.....	570, 000. 00	614, 224. 64
Bureau of Efficiency.....	210, 350. 00	210, 350. 00
Civil Service Commission.....	1, 002, 742. 00	1, 001, 592. 00
Commission of Fine Arts.....	7, 300. 00	5, 295. 00
Employees' Compensation Commission.....	2, 694, 740. 00	2, 744, 540. 00
Federal Board for Vocational Education.....	8, 165, 230. 00	8, 210, 620. 00
Federal Power Commission.....	42, 500. 00	32, 400. 00
Federal Trade Commission.....	984, 350. 00	997, 000. 00
General Accounting Office.....	3, 783, 000. 00	3, 859, 960. 00
Housing Corporation.....	564, 236. 00	673, 398. 00
Interstate Commerce Commission.....	6, 104, 967. 00	6, 153, 157. 00
National Advisory Committee for Aeronautics.....	523, 000. 00	513, 000. 00
Public Buildings Commission.....		260, 000. 00
Public Buildings and Public Parks of the National Capital.....	2, 422, 950. 00	2, 306, 850. 00
Smithsonian Institution and National Museum.....	909, 871. 00	893, 301. 00
Tariff Commission.....	682, 000. 00	699, 000. 00
United States Geographic Board.....	3, 945. 00	345. 00
United States Shipping Board.....	12, 290, 000. 00	24, 198, 574. 00
United States Veterans' Bureau.....	475, 400, 000. 00	462, 965, 000. 00
Other independent offices, etc.....		161, 000. 00
<b>Total, Executive Office and independent establishments</b> .....	<b>520, 402, 641. 00</b>	<b>521, 049, 936. 64</b>
<b>Department of Agriculture</b> .....	<b>144, 487, 820. 00</b>	<b>139, 635, 823. 00</b>
<b>Department of Commerce</b> .....	<b>35, 240, 430. 00</b>	<b>30, 632, 847. 00</b>
<b>Department of the Interior</b> .....	<b>285, 717, 596. 00</b>	<b>252, 962, 318. 00</b>
<b>Department of Justice</b> .....	<b>25, 895, 349. 50</b>	<b>25, 628, 707. 00</b>
<b>Department of Labor</b> .....	<b>8, 558, 540. 00</b>	<b>9, 561, 305. 00</b>
<b>Navy Department</b> .....	<b>313, 815, 500. 00</b>	<b>322, 061, 975. 00</b>
<b>State Department</b> .....	<b>11, 969, 119. 41</b>	<b>17, 357, 062. 64</b>
<b>Treasury Department</b> .....	<b>170, 468, 453. 00</b>	<b>176, 637, 465. 63</b>
<b>War Department, including Panama Canal</b> .....	<b>366, 722, 142. 00</b>	<b>354, 345, 801. 16</b>
<b>District of Columbia</b> .....	<b>38, 519, 869. 00</b>	<b>36, 532, 128. 00</b>
<b>Total ordinary</b> .....	<b>1, 937, 972, 448. 67</b>	<b>1, 904, 240, 288. 64</b>
<b>Reduction in principal of the public debt:</b>		
Sinking fund.....	354, 157, 085. 00	336, 058, 208. 26
Redemption of securities from Federal reserve bank and Federal intermediate credit bank franchise tax receipts.....	800, 000. 00	1, 000, 000. 00
Redemption of bonds, etc., received as repayments of principal and as interest payments on obligations of foreign governments.....	208, 672, 475. 93	232, 923, 596. 58
<b>Principal of the public debt</b> .....	<b>563, 629, 560. 93</b>	<b>569, 981, 804. 84</b>
<b>Interest on the public debt</b> .....	<b>755, 000, 000. 00</b>	<b>785, 000, 000. 00</b>
<b>Total payable from the Treasury</b> .....	<b>3, 256, 602, 009. 60</b>	<b>3, 259, 222, 093. 48</b>
<b>Post Office Department and Postal Service, payable from postal revenues</b> .....	<b>757, 969, 115. 00</b>	<b>738, 805, 303. 00</b>
<b>Total, including Post Office Department and Postal Service</b> .....	<b>4, 014, 571, 124. 60</b>	<b>3, 998, 027, 396. 48</b>

<sup>1</sup> Appropriations for the Railroad Labor Board for 1927 were made available for expenses of the Board of Mediation.

This statement indicates that the estimates of appropriations for 1928 payable from the Treasury are \$2,600,000 less than the appropriations for 1927. The estimates for 1928 do not include the amount which will be required in that year, in addition to existing appropriations, for carrying out the public building act of May 25, 1926. An estimate for this purpose, which will amount to approximately \$20,000,000, will be submitted to the Congress later, as all of the essential data has not yet been assembled. On the other hand, the appropriations for 1927 do not take into consideration certain lawful obligations for that year for which it will be necessary to present supplemental estimates to the Congress.

#### TAX REFUNDS

The appropriations for 1927 and the estimates for 1928 make no provision for tax refunds. There will be needed for the balance of the current year \$119,000,000 and for 1928 the sum of \$152,000,000, approximately. There has been spent this year for this purpose \$34,775,000, so that the expenditures for the two years will fairly balance. The appropriations for this purpose have been completely exhausted. A supplemental estimate to provide for refunds up to and including December, 1927, will be presented to Congress.

#### NATIONAL DEFENSE

The estimates for the War and Navy Departments total \$680,537,642. In addition to this they provide for availability through contract authorizations and allotments from the naval supply account of \$5,900,000. Eliminating all nonmilitary items, including the retired lists, this Budget provides \$574,000,000 for our national defense. This is a very considerable amount to spend for protection in time of peace. No threatening cloud at the present time darkens the sky. Our intent and attitude is one of peace and friendly regard toward all nations and peoples. This, however, is not sufficient warrant to neglect our defense and default on necessary precautions. In recommending the amount herein carried for the Army and Navy and other national defense factors, I am fully satisfied that with the wise administration we have reason to expect from those charged with its expenditure it will give us an adequate defense program.

With regard to personnel the estimates provide for the Army an average of 11,961 commissioned officers, 1,153 cadets, 1,219 warrant officers, and 115,000 enlisted men, exclusive of the Philippine Scouts, for which provision is made to the number of 6,882. For the Navy provision is made for an average of 7,231 commissioned officers, 1,479 warrant officers, 1,545 midshipmen, and 82,500 enlisted men, and for the Marine Corps 1,020 commissioned officers, 155 warrant officers, and 16,800 enlisted men. These, with our highly trained and efficient National Guard, for which the estimates make provision for an average personnel of 180,000, give us the rather formidable strength of 426,945. But we do not stop here. The estimates contain funds for the War Department for the training of 12,924 reserve officers, for the attendance of 30,000 men at civilian military training camps and for the enrollment of 116,141 students in the units of the Reserve Officers' Training Corps. Under the Navy Department provision is made in the estimates for 14,142 fleet and assigned fleet reserve of the Navy and Marine Corps and the training of 11,145 Navy and Marine Corps reserves.

Taking all of these into account, we are really making provision for military and naval strength of more than 610,000 men. And this does not take into consideration the military and naval retired lists which embrace 14,167 officers and men, or the Coast Guard of 11,969 officers and men which, in time of emergency, becomes an integral part of our national defense. I am in favor of adequate military preparedness, and so far as personnel is concerned we should certainly have this from the funds carried in these estimates.

While on the subject of our national defense it is proper to state that no provision is made in the estimates for the Navy Department for commencing the construction of the remaining three of the eight light cruisers which the act of December 18, 1924, authorizes to be undertaken prior to July 1, 1927. This country is now engaged in negotiations to broaden our existing treaties with the great powers which deal with the elimination of competition in naval armaments. I feel that it would be unfortunate at this time and not in keeping with our attitude toward these negotiations to commence the construction of these three cruisers. Rather do I recommend to the Congress the enactment of legislation which will extend the time for beginning their construction.

With regard to the improvement of Pearl Harbor, Hawaii, an appropriation of \$1,000,000 is available this year for commencing dredging operations. Bids covering the completion of this Navy project will be opened during the current month. A supplemental estimate will be submitted should it be found that additional funds for 1928 are needed for the orderly prosecution and early completion of this important project.

#### AVIATION IN NATIONAL DEFENSE AND IN COMMERCE

The Congress has recently prescribed a well-digested and orderly program for the further development of the air services of the Army and Navy. The estimates herewith make adequate provision for carrying this program into effect. They provide for the immediate availability of certain amounts for the Air Corps of the Army so as not to

delay the inauguration of the five-year program. As the act defining the Army aircraft program was not approved until July 2, 1926, there was no opportunity to present to the Congress at its last session an estimate for funds fully to carry into effect the first increment during the fiscal year 1927. The estimates submitted herewith make ample provision for carrying into effect that part of the program for 1927 and 1928 which orderly and efficiently can be accomplished. They do not, however, make provision of funds for two full yearly increments, as I do not believe it is the desire of the Congress that we attempt to crowd into less than one and one-half years a full two-year increment. The act of July 2, 1926, increases the authorized commissioned strength of the Air Corps of the Army by 403 officers in yearly increments over the period of the five-year program. No provision for any of these additional officers is made in these estimates, as the Air Corps should first absorb the additional 328 officers necessary to bring its actual strength—919—up to the authorized strength—1,247 under the old law. These 328 additional officers are to be provided from the commissioned force for which provision is made in these estimates. The additional enlisted men authorized for the Air Corps are provided for in the enlisted strength of 115,000 men.

The Navy five-year air program approved June 24, 1926, authorized the construction of two rigid airships of approximately 6,000,000 cubic feet volume, the two to cost not in excess of \$8,000,000. The act provides that the building of one of these ships shall be undertaken as soon as practicable and prior to July 1, 1928. Having in mind that the Congress recently appropriated \$300,000 for the construction of an all-metal airship for experimental purposes, to determine by practical demonstration the type of construction and character of material to govern in the future in the making of lighter-than-air craft, it is thought the part of wisdom to wait upon this determination, even though it may be found necessary to ask for an extension of the time limit placed on the initiation of work on one of the ships.

Briefly summarized, provision is made in this Budget under the appropriation items for the air services and other items which enter into the cost thereof for a total of \$73,477,380 for aviation of the Army and the Navy. This amount embraces \$20,600,000 for the procurement of new planes and \$2,400,000 for the construction of barracks and quarters at aviation fields. It does not, however, include the value of supplies available from war surplus, which would increase this total by a number of millions of dollars.

While discussing the subject of our air services, it is proper here to refer to the other provisions made in this Budget for air navigation. To carry into effect the act to encourage and regulate the use of aircraft in commerce, approved May 20, 1926, the estimates carry for the Department of Commerce \$796,250 for the promotion of air commerce and regulatory work, which includes funds for the procurement of not to exceed 10 airplanes, and \$3,219,500 for the establishment and maintenance of aids to air navigation. The estimates carry \$523,000 for the National Advisory Committee for Aeronautics. Under the Department of Agriculture they provide \$50,000 for the maintenance and operation of airplane patrol in the national forests and \$120,000 for special weather observations for the benefit of air navigation. The estimates for the Postal Service carry for the operation of the air mail service between New York and San Francisco \$2,350,000, with provision that a part of this sum be made available for contract service if the route be leased to private operators and for the contract air mail service \$2,000,000. The estimates for the Coast Guard carry \$186,151 for the operation of its seaplane fleet.

The proper development of the aeronautical industry in this country is essential both to our national defense and commercial aviation. The Federal requirements for aircraft alone are strengthening this industry. The program which the Congress has prescribed for our air forces will assure the industry continuing Federal business and an increase from other sources should accrue to the industry from the legislation for the encouragement of commercial aviation and from the policy which we are following of making contracts with private operators for the air transportation of mail. The Government is operating but one air mail route and proposals have been issued by the Post Office Department with a view of placing this route under contract for operation by private interests. In the production of airplanes and accessories there is no competition between the Federal Government and private industry. It is a fortunate situation when the needs of the Government can be met by affording an orderly stimulation of the industry upon which we depend to supply our needs. The present sound condition of the aeronautical industry in this country shows the wisdom of the policy which we are following. If there is any question as to the failure of our Government to recognize the importance of aviation in national defense and in commerce the answer can be found in the vast sums which heretofore have been appropriated and the legislation enacted by the Congress. The estimates contained in this Budget carry alone for this purpose a total of more than \$82,500,000.

#### SHIPPING BOARD

There is included in this Budget \$12,000,000 for the operating deficit of the Shipping Board. It is believed this amount, reenforced by certain receivables and other available resources, with reduction of losses through sales of lines as opportunity offers, as contemplated by the Congress, will permit necessary operation of the Government's merchant marine during the fiscal year 1928. From 1921 to 1926, inclusive, the total net loss incurred in the operation of its various lines was \$238,157,582.18. These figures represent losses sustained through the operation of the

active fleet and the maintenance of inactive vessels. I mention this to show that in the six fiscal years from 1921 to 1926, inclusive, the Government has spent in the operation of its merchant marine an average of nearly \$40,000,000 a year. The losses have been gradually diminishing each year. Provision is also made for continuing the availability of the \$10,000,000 defense fund appropriated in the first session of this Congress.

With regard to the operation of vessels by the Shipping Board, the merchant marine act of 1920 contemplates that such operation shall be maintained unless it shall appear within a reasonable time that the lines or parts thereof can not be made self-sustaining. None of the lines now being operated are self-sustaining, and while the reduction in cost has been helpful from the standpoint of the Treasury there is no immediate prospect that any part of these lines can be operated without loss to the Government.

Under the joint resolution of July 3, 1926, the United States Shipping Board will present to the Congress not later than January 1, 1927, two plans for building up and maintaining an adequate merchant marine for commerce and national security—one through private capital and under private ownership and the other through construction, operation, and ownership by the Government. The time is approaching, if it has not already been reached, when the Congress should give consideration to the formulation of a more definite policy regarding our merchant marine. Such definite policy, I trust, is foreshadowed in the resolution to which I have referred.

#### ERADICATION OF TUBERCULOSIS

For the eradication of tuberculosis in animals an estimate for \$5,853,000 is included in the Budget. This is an increase of \$1,200,000 over the amount provided for the current year. The continuing increase in the number of cities which have placed embargoes against milk from dairy herds which have not passed the Federal tuberculin test is placing a heavy burden on the owners of dairy herds, since slaughter of infected animals is the accepted method of eradication. The furnishing of pure milk is of vital importance to the health of the people. Because of its interstate character, it is entirely proper that the Federal Government share with the States the cost of protecting the purity of this great food supply. The amount included in the estimates should permit adequate prosecution of the work of eliminating tubercular cattle from dairy herds.

The results of the work already done warrant the belief that we can confidently expect the complete elimination of this menace to health. With this hope and probability in mind, there certainly is no excuse or warrant for State or Nation to withhold the funds necessary to effectively carry on this important campaign.

#### FOREST CONSERVATION

The estimates carry a total of \$22,037,984 for the protection, preservation, and conservation of our forests. The forest acreage in the United States is approximately 372,426,000 acres, of which 158,000,000 acres are in the national forests. With such generous forest resources we have been prone to consider the supply of forest materials inexhaustible. The constantly increasing demands to meet our growing needs, however, and the destruction of forests by fire are arousing apprehension that in the comparatively near future industry may be seriously handicapped for lack of forest products. Important remedies to meet this situation are fire prevention and reforestation. Throughout the forest regions cooperative work in connection with protection of timber and reforestation of lands has been highly developed. In many of the States it is compulsory on private owners. The Clarke-McNary law contemplates that the Federal Government as beneficiary in this cooperative work contribute approximately one-fourth the cost. Since forest products enter so largely into the necessities of all of our people, it is proper that the Federal Government stand ready to bear its share of the needed conservation of our timber resources. The increased estimates for forest activities now submitted have that end in view. The recent heavy losses by fire must be met by a deficiency appropriation, which will approximate \$2,000,000. With further protective measures, it is hoped such large deficiency appropriations may be avoided in the future.

The estimates also include \$1,000,000 for the acquisition of land at the headwaters of navigable streams. While this item is primarily for the conservation and control of water, the project bears an important relation to forest conservation. There is now pending in Congress a bill to authorize an appropriation of \$2,000,000 a year for the fiscal years 1928 and 1929 for this purpose. In the event of the passage of this bill consideration will be given to the submission of a supplemental estimate of \$1,000,000 for this purpose.

#### RURAL POST ROADS

For cooperative construction of rural post roads to June 30, 1928, the amount of \$765,000,000 has been authorized by the Congress. The estimates carry \$75,000,000 for 1928, which is the total authorization for that year. This amount would bring total appropriations to \$666,200,000—\$98,800,000 less than the amount authorized. In view of the authority granted the Secretary of Agriculture to enter into contractual obligations for the total authorization, it is necessary only to appropriate in each fiscal year the funds required to pay for current work. The



construction program is not delayed by this method. In view of the increasing ability of the States to finance their own road construction, due to the general adoption of the gasoline tax, I renew my recommendation of a year ago that future legislation restrict the Federal Government's participation in State road construction to primary or interstate highways, leaving it to the States to finance their secondary or intercounty roads. This would operate to diminish the amount of the authorizations after the fiscal year 1929, when the present authority expires.

#### MATERNITY AND INFANCY

No estimate is submitted for carrying on the work under the maternity and infancy act, approved November 23, 1921, inasmuch as the authorization of appropriations for this purpose was fulfilled with the appropriation for 1927. A bill is now pending before the Congress extending the provisions of that act to the fiscal years 1928 and 1929. If and when that measure becomes law I propose sending to the Congress a supplemental estimate for an appropriation to make its provisions effective. I am in favor of the proposed legislation extending the period of operation of this law with the understanding and hope that the administration of the funds to be provided would be with a view to the gradual withdrawal of the Federal Government from this field, leaving to the States, who have been paid by Federal funds and schooled under Federal supervision, the privilege and duty of maintaining this important work without aid or interference from the Federal Government.

I have referred in previous Budget messages to the advisability of restricting and curtailing Federal subsidies to the States. The maternity act offers concrete opportunity to begin this program. The States should now be in a position to walk alone along this highway of helpful endeavor, and I believe it in the interest of the States and the Federal Government to give them the opportunity.

#### ENFORCEMENT OF PROHIBITION

For the enforcement of prohibition nearly \$30,000,000 is provided in the Budget by direct and indirect appropriations. The Coast Guard has been enlarged and strengthened to enable it to prosecute effectively its part of the campaign of enforcement, while the other enforcement agencies have been amply financed. Whatever is necessary to put into effect the expressed will of the people as written into the eighteenth amendment of the Constitution of the United States and the will of the Congress as expressed in the Volstead Act will be done. Whatever funds may be necessary to vindicate the law and secure compliance with all its provisions should be provided. The constitutional duties of the President and the Congress make any other course indefensible.

#### RIVER AND HARBOR WORKS

This Budget carries \$66,347,600 for the improvement and maintenance of existing river and harbor works, flood control, operation and care of canals, and other works of navigation. This does not include the maintenance and operation of the Panama Canal, for which \$7,600,000 is recommended. For rivers and harbors proper the sum of \$50,000,000 is asked. To complete approved projects, \$195,000,000 will be required. Of the \$50,000,000 contained in the Budget slightly more than \$30,000,000 will be available for improvement and new construction. At this rate we will complete authorized projects in something less than seven years. We are providing \$50,000,000 annually for river and harbor work and \$10,000,000 annually for Mississippi flood control. Commitment of the Federal Government at this time to a more ambitious and generous annual spending program should not be made without the most careful study of the financial condition of the country and the plight of the taxpayer.

#### RELIEF OF VETERANS

For the relief, care, and comfort of the veterans of our various wars and their dependents I am recommending in this Budget a total of nearly \$705,000,000. This total includes pensions, adjusted compensation, and all other factors, direct and indirect, that enter into this great patriotic service the Government owes its defenders. There can be no thought of curtailing this work of appreciation, this willing attempt to pay the Nation's debt. It may be wise, however, to call a halt at this time with regard to additional legislation for the veterans. It may be in the interest of the beneficiaries to permit existing provisions for their care and the care of their families to rest undisturbed for a period, at least until we can definitely determine what deserving need is unprovided for. What the veterans need it is a privilege to give, and the giving should crowd the heels of the need when determined.

#### CIVIL SERVICE RETIREMENT

Neither the estimates of expenditure nor the estimates of appropriations contained herein include any amount for meeting the accrued liability of the Government to the civil service retirement and disability fund. The pay-as-you-go policy should apply to this fund and an appropriation be made to meet the accrued liability of the

Government. The act of Congress approved July 3, 1926, provides for the annual submission of a Budget estimate of appropriation for this purpose. Such an estimate, however, requires an actuarial valuation of the fund under the new law. This valuation is under way, but is not yet completed. When completed, I shall submit to the Congress an estimate of the amount required for the fiscal year for this purpose.

#### FEDERAL BUILDING

The Congress has made wise and substantial provision for the construction of much-needed Federal buildings, both at the seat of government and in the States. Contemporaneously with this the Congress made similar provision for our foreign building requirements and also for permanent housing at our military posts and stations. These measures give us a much-needed construction program. The funds which we spend to complete this program will be a good investment and bring us adequate return.

#### SPECIAL FUNDS AND ACCOUNTS

In addition to the usual statements giving information of the financial transactions of the establishments of the Government for which annual appropriations are made, the 1928 Budget carries a comprehensive summary of the financial status of a considerable number of special funds, accounts, and authorizations operated either by Government agencies direct or under some form of Government supervision and responsibility. This summary makes available information concerning the financial condition of various Government institutions not heretofore published in readily available form.

#### THE NATIONAL DEBT

The reduction in the total gross debt for the fiscal year 1926 was \$872,977,572.71. This was effected by (1) \$487,376,050.69 on account of the sinking fund and other debt retirements chargeable against ordinary receipts; (2) application of the entire surplus of \$377,767,816.64; and (3) reduction in the general fund balance of \$7,833,705.38 below the balance at the close of the previous fiscal year.

In the past five fiscal years the debt reduction aggregated \$4,334,000,000, and in June, 1926, reached a level below twenty billions for the first time since November, 1918. The short-dated debt required to be paid or refunded in three and one-half years, which includes the third Liberty loan, amounted on June 30, 1926, to 4.7 billions, as compared with 6.1 billions at the close of the previous fiscal year. The decrease of 1.4 billions in this part of the debt has strengthened the position of the Treasury for the refunding operations necessary in connection with the third Liberty loan, which matures on September 15, 1928, and is not callable before that date.

The interest payment on the debt, the largest single item of our expenditures, amounted to \$832,000,000 in 1926, as against \$999,000,000 in 1921, a decrease of \$167,000,000, or nearly 17 per cent. For 1927 the estimated expenditures are \$785,000,000 and for 1928, \$755,000,000.

The World War Foreign Debt Commission has substantially completed the duties imposed upon it by Congress. Eliminating certain debtors with which negotiations are not now practical, funding agreements have been signed with all of those nations owing the United States on account of loans made during and after the war. All of the settlements have been ratified by Congress except those with France and Jugo-Slavia, and in these cases the House of Representatives has acted but the bills are still pending in the Senate. But the French settlement has not yet been taken up by their Parliament. In general, uncertainty with respect to war debts has ended.

#### ALIEN PROPERTY LEGISLATION

By the Paris agreement the United States has participated officially in the restoration of Germany. Through the Federal reserve system and through our bankers and private American citizens, we have been of assistance in the progress of financial restoration of many countries in Europe. The American spirit, characteristic of construction, will, I feel sure, be an active help in further plans to put other countries in sound condition. Europe is progressing and is reaching again peace condition.

There remains still for the United States to settle a series of related questions now unanswered but which already have the attention of Congress. These questions are three, and have to do principally with Germany, although similar matters, but lesser in amount, also involve Austria and Hungary. As a war measure the President, through the Alien Property Custodian, seized the private property of enemy nationals, and to a large extent this property is still held by the custodian awaiting disposition by Congress. Under her treaty of peace with us, Germany undertook to reimburse American nationals and the United States Government for losses and damages occasioned by Germany. By the treaty the property of German nationals seized and held in this country is pledged as security for the payment of the claims of American nationals against Germany, and by arrangement between the two countries a mixed German-American commission has been constituted to pass upon the merits of the claims and is now completing its awards.

Germany's obligations to pay reparations were in excess of her immediate capacity, and her creditors devised for her reorganization a plan and method of payment a part of which accrues to the United States. This plan, in the opinion of its framers, constitutes the maximum that Germany can immediately pay to her former enemies and of necessity represents holding in abeyance some of Germany's obligations. Under this plan the amount applicable to the immediate payment of the American claims is as a practical matter inadequate. Some other way will have to be found to insure prompt payment to our nationals for their losses.

Also as a war measure the United States seized and used ships, radio stations, and patents belonging to German nationals and found in the United States. The moral obligation to return the private property or its proceeds in the hands of the Alien Property Custodian to its German owners is equally applicable to the payment of compensation for the ships, radio stations, and patents or proceeds received from their disposal. We should treat the two situations alike.

Congress should enact into law during the present session a fair and comprehensive plan for the settlement of these three questions. Without here suggesting the details of any particular plan, I believe that a correct solution of the problem is controlled by two principles. The Supreme Court of the United States has held in effect that it is within the legal rights of Congress to make such use of the property of German nationals which the United States has seized as Congress may desire. It might, therefore, apply the proceeds of this property belonging to German nationals to the payment of the obligations of the German Government to the United States and to our nationals, thus satisfying American claims. In my opinion such a course is not consistent with the American ideal of the sanctity of private property of nationals, even though their Government may be at war with us. Sound American policy is opposed to the application of the property of German nationals to the payment of the debt of their Government. This is the first principle. If the policy I have just mentioned is right, as I believe it to be, then the cost of its adoption must be borne by the whole people, and the policy can not be affirmed at the sacrifice of the rights of only a part of the people—the American claimants against Germany. The alien property is pledged as security for the payment of the American claims. If the United States deprives the American claimants of their security it can only do so fairly if it substitutes for this security practical assurance of ultimate payment of the American claims. The United States should do justice to German nationals, but it must not do justice to Germans by doing injustice to our own American nationals. This is the second principle. Within these principles I feel sure that means will be found to accomplish a solution of the questions fair to all and consistent with American policies.

CALVIN COOLIDGE

The WHITE HOUSE, *December 6, 1926.*



## THE CHART PRESENTATION

---

The chart presentation of the estimates of receipts, expenditures, and appropriations for the fiscal year ending June 30, 1928, given opposite page A2, sets forth graphically the source of income and how the average dollar of the estimated expenditures and appropriations is apportioned to organization units and functions in the Budget for the fiscal year 1928.

Chart 1 exhibits the estimates of appropriations by organization units, exclusive of the Post Office Department payable from postal revenues, and gives the allocation of the average dollar to the several departments and establishments for which the appropriations are recommended. It will be seen that of the average dollar to be appropriated 0.50 cent is for the legislative establishment; 15.97 cents for independent offices, of which 14.60 cents is for the Veterans' Bureau; that 4.44 cents is for the Department of Agriculture; 8.77 cents for the Department of the Interior; 9.64 cents for the Navy Department; 11.26 cents for the War Department; 45.72 cents for the Treasury Department, of which 23.18 cents is for interest on the public debt and 17.31 cents for reduction in principal of the public debt payable from ordinary receipts; and only 3.60 cents for the Departments of Commerce, Justice, Labor, and State, the District of Columbia, and the Executive Office.

Chart 2 gives the estimates of appropriations by governmental functions and exhibits the purpose for which the average dollar is to be appropriated for the fiscal year 1928. It shows that of each dollar recommended for appropriation 3.61 cents goes for general functions; 39.97 cents for military functions, of which 17.45 cents is for national defense and 22.52 cents for military pensions, retirement pay, annuities, World War allowances, and life-insurance claims. It also shows that of the average dollar to be appropriated 14.42 cents is for civil functions, of which 1.23 cents is for promotion, regulation, and operation of marine transportation, and 5.03 cents for public works. Of the total, 42 cents of each dollar included in the estimates is for nonfunctional purposes. This includes 0.81 cent for refunds, drawbacks, and like appropriations, 17.31 cents for public-debt retirements, and 23.18 cents for interest on the public debt.

Chart 3 gives the estimates of expenditures by organization units for the fiscal year 1928. Of the average dollar to be expended it shows that 11.36 cents will be disbursed by the Veterans' Bureau; 4.28 cents by the Department of Agriculture; 0.95 cent by the Department of Commerce; 8.04 cents by the Department of the Interior; 0.72 cent by the Department of Justice; 0.27 cent by the Department of Labor; 9.15 cents by the Navy Department; 10.52 cents by the War Department; 0.34 cent by the State Department; 56.47 cents by the Treasury Department, of which 15.77 cents represents reduction in principal of public debt payable from ordinary receipts, and 21.14 cents for interest on the public debt; 1.06 cents by the District of Columbia; and but 2.06 cents to be disbursed by the legislative branch, the independent establishments other than the Veterans' Bureau and the Executive Office.

Chart 4 gives the estimate of expenditures by governmental functions. It supplies information showing for the average dollar the general end or purpose to be accomplished by the expenditures during the fiscal year 1928. Of the average dollar to be expended during that fiscal year 3.36 cents will be spent for the general functions of the Government; 34.89 cents will go for military functions, of which 16.82 cents is for national defense, and 18.57 cents for military pensions, retirement pay, annuities, World War allowances, and life-insurance claims. The chart also shows that 14.77 cents will be expended for civil functions, of which 1.48 cents goes for promotion, regulation, and operation of marine transportation, 5.51 cents for public works, and 7.78 cents for other civil functions; that 46.98 cents will be expended for nonfunctional operations, of which 4.95 cents represents refunds and drawbacks; 36.91 cents for fixed-debt charges, of which 15.77 cents is for public-debt retirements payable from ordinary receipts, 21.14 cents for interest on the public debt, and 5.12 cents for the disbursement of trust funds.

Chart 5 exhibits the estimated receipts of the Government by sources of revenue, exclusive of postal revenues for the fiscal year 1928. Of the average dollar to be received 70.48 cents comes from internal revenue, 15.95 cents will be received from customs, and 13.57 cents will be derived from miscellaneous sources, which comprise interest and discount, sale of Government property, public-domain receipts, fees, fines, penalties and forfeitures, gifts and contributions, repayments of investments, District of Columbia receipts, Panama Canal receipts, and trust-fund receipts.

The amounts which form the basis for computing the allocation of the average dollar for the estimates of appropriations by functions for the fiscal year 1928, Chart 2, are given in detail in Budget statement No. 9. The data used for the income statement, Chart 5, are supplied by Budget statement No. 6; the data for computing the average dollar for the estimated expenditures by functions, Chart 4, are given in Budget statement No. 12. The data for Chart 3, giving the average dollar allocation of the estimates of expenditures by organization units, are given in Budget statement No. 2, and similar data for Chart 1 are given in the recapitulation of estimates of appropriations.

Chart 5 does not include the estimated postal revenues for the fiscal year 1928, because such revenues are not considered receipts of the general fund.

Comparative statement showing how the average dollar of estimates of appropriations and expenditures, exclusive of the Postal Establishment payable from postal revenues, is apportioned to governmental functions in the Budget for the fiscal year ending June 30, 1928

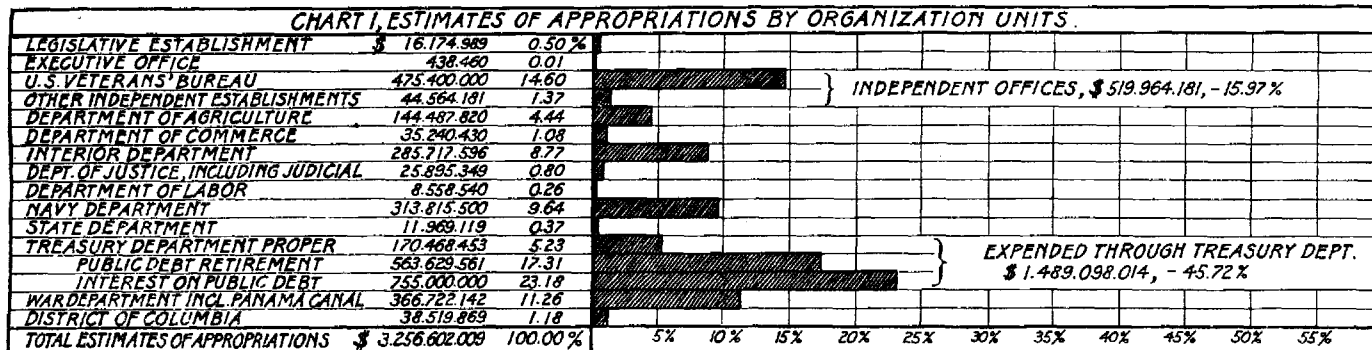
Function	Estimates of appropriations, excluding Postal Establishment payable from postal revenues	Estimates of expenditures, excluding Postal Establishment payable from postal revenues
	Cents	Cents
1. General functions.....	3. 61	3. 36
2. Military functions:		
1. National defense.....	17. 45	16. 32
2. Military pensions, retirement pay, annuities, World War allowances, and life-insurance claims.....	22. 52	18. 57
Total, military functions.....	39. 97	34. 89
3. Civil functions:		
1. Promotion, regulation, and operation of marine transportation.....	1. 23	1. 46
2. Public works.....	5. 03	5. 51
3. Other civil functions.....	8. 16	7. 80
Total, civil functions.....	14. 42	14. 77
4. Nonfunctional operations:		
1. Refunds.....	. 81	4. 95
2. Fixed debt charges—		
1. Public-debt retirements from ordinary receipts.....	17. 31	15. 77
2. Interest on the public debt.....	23. 18	21. 14
Total, fixed debt charges.....	40. 49	36. 91
3. Trust funds.....	. 70	5. 12
Total, nonfunctional operations.....	42. 00	46. 98
Total.....	100. 00	100. 00

Comparative statement showing how the average dollar of estimates of appropriations and expenditures, exclusive of the Postal Establishment payable from postal revenues, is apportioned to organization units in the Budget for the fiscal year ending June 30, 1928

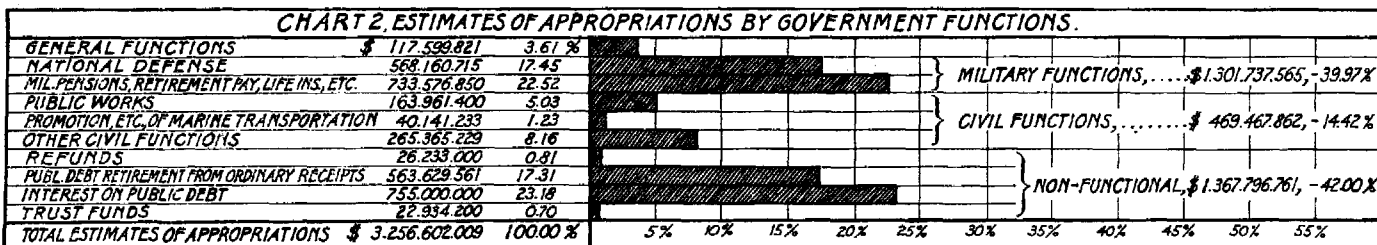
Organization unit	Estimates of appropriations, excluding Postal Establishment payable from postal revenues	Estimates of expenditures, excluding Postal Establishment payable from postal revenues
	Cents	Cents
1. Legislative.....	0. 50	0. 45
2. Executive.....	. 01	. 02
3. Independent offices:		
1. United States Veterans' Bureau.....	14. 60	11. 36
2. All other.....	1. 37	1. 59
Total, independent offices.....	15. 97	12. 95
4. Department of Agriculture.....	4. 44	4. 28
5. Department of Commerce.....	1. 08	. 95
6. Department of the Interior.....	8. 77	8. 04
7. Department of Justice (including judicial).....	. 80	. 72
8. Department of Labor.....	. 26	. 27
9. Navy Department.....	9. 64	9. 15
10. Post Office Department (estimated deficiency).....		20. 30
11. State Department.....	. 37	. 34
12. Treasury Department.....	45. 72	40. 47
13. War Department (including Panama Canal).....	11. 26	10. 52
14. District of Columbia.....	1. 18	1. 06
15. Investment of trust funds.....		4. 40
Total.....	100. 00	100. 00

# CHARTS OF ESTIMATES OF APPROPRIATIONS, EXPENDITURES, AND RECEIPTS OF THE U.S. GOVERNMENT, EXCLUDING THE POST OFFICE DEPARTMENT, FOR THE FISCAL YEAR ENDING JUNE 30, 1928.

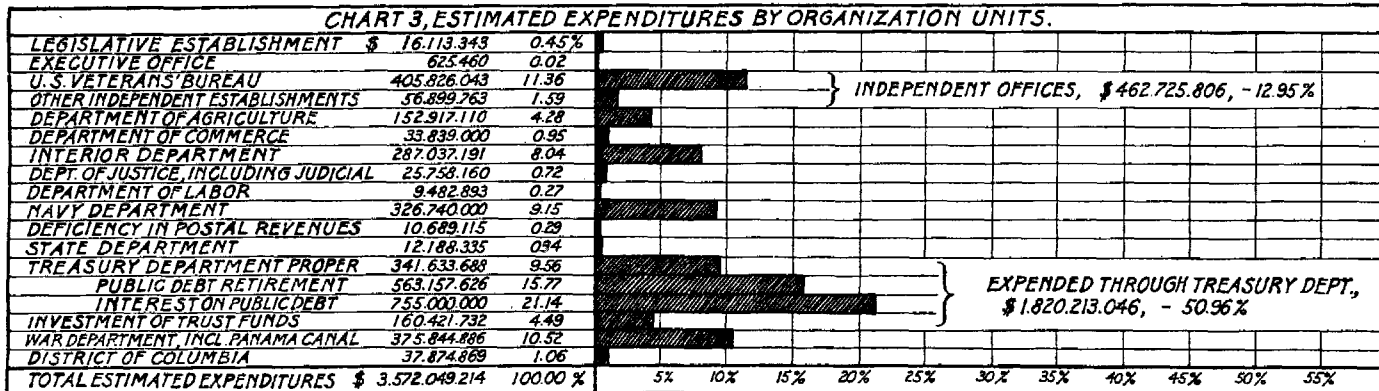
## CHART 1, ESTIMATES OF APPROPRIATIONS BY ORGANIZATION UNITS.



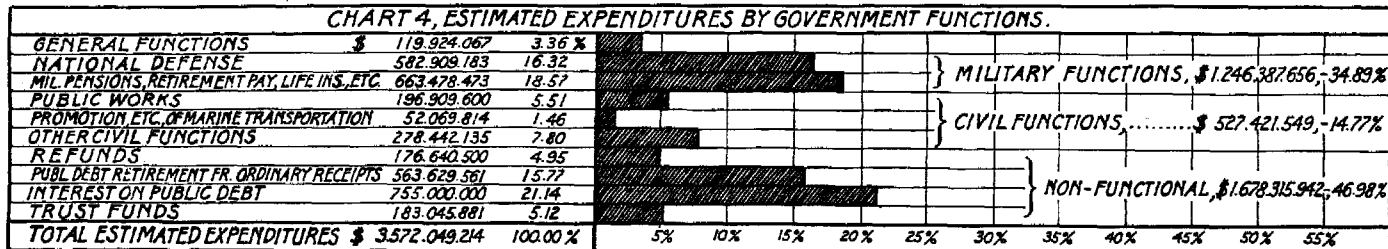
## CHART 2, ESTIMATES OF APPROPRIATIONS BY GOVERNMENT FUNCTIONS.




## CHART 3, ESTIMATED EXPENDITURES BY ORGANIZATION UNITS.



## CHART 4, ESTIMATED EXPENDITURES BY GOVERNMENT FUNCTIONS.



## CHART 5, ESTIMATED RECEIPTS BY SOURCES OF REVENUE.



Bureau of the Budget, December 6, 1926.





# DESCRIPTION OF GOVERNMENTAL FUNCTIONS

## INTRODUCTION

A classification by governmental functions has for its purpose to set forth the general end or purposes accomplished by the expenditures made by the several organization units of the Government. Each function of government represents a service rendered directly to the people or else a service performed as a means of promoting, protecting, regulating, or administering services directly rendered.

The classification set forth on statements Nos. 9 and 12 presents, first, the general functions of the Government. These correspond closely to the main organs of government established by the Constitution. The general functions have been divided into the following:

1. Legislative,
2. Judicial,
3. Executive, and
4. General administration.

The activities and duties of each of these deal with matters in all other functional fields.

Of the specific functions, it is important in the case of the National Government to segregate clearly the expenditures for military and distinctly war purposes from expenditures for civil services. Therefore a segregation is made of the specific functions into the following classes:

1. Military functions.
2. Civil functions.
3. Nonfunctional expenditures.

The military functions represent those activities conducted for military and war purposes and include those activities of special war agencies and expenditures made by civil services arising from war conditions. These were of special importance during the recent World War, and some of them are likely to continue for an indefinite period.

The civil functions include those functions of government which have to do with the promotion of friendly relations with foreign powers; those which have to do with the conservation of social order and property; those which have to do with the conservation of natural resources and economic interests of the people; those activities which relate to the promotion and protection of health, the care and education of Indians, and the promotion of public education, educational research, and science.

The nonfunctional expenditures include certain important expenditures which are of a nonorganizational character. These are for the most part expenditures arising out of war, such as interest on and redemption of public debt, investments, refunds, and disbursement of trust funds.

The "refunds" and "investments" are segregated from other departmental expenditures because the former represents the repayment or refund of the whole or part of an amount previously received in payment of indebtedness to the United States, and the latter represents expenditures made in the purchase of notes, bonds, and other choses in action, and loans to foreign governments, railroads, and the like, which are not expenses of operation but the conversion of cash into other assets.

## DEFINITIONS OF GOVERNMENTAL FUNCTIONS

For the purpose of defining the expenditures or appropriations comprehended within each general function, the following definitions are given:

**Legislative.**—Under this function are grouped only those activities of Congress as a legislative body.

**Judicial.**—Under this function are grouped those expenditures having to do with the judicial branch of the Government. It includes all United States courts expenses other than the District of Columbia courts, which are included under "Local government."

**Executive.**—Under this function are included the direct cost of the Executive office, including the salary and expenses of the President and Vice President and the cost of maintaining the Executive Mansion and grounds.

**General administration.**—Under this heading are grouped the expenditures of certain administrative agencies which are of a general character dealing with matters in all the various fields of administrative functions and those departmental expenditures which can not now be allocated to specific civil functions.

This general title includes expenditures for (1) financial administration, (2) Government supply services, (3) public buildings service, (4) civil pensions and allowance administration, and (5) institutional and general expenses.

Under "Financial administration" are included the Treasury fiscal services, the Bureau of the Budget, the services having to do with the collection of taxes, the public debt service, the World War Foreign Debt (Funding) Commission, and the General Accounting Office.

Under "Government supply services" are included those organization units of the Government whose function it is to supply personnel, services, or materials to all other agencies of the Government. It includes such services as the Civil Service Commission, the Bureau of Efficiency, the Government Printing Office, the Superintendent of Public Documents, the Bureau of Engraving and Printing, the Government fuel yards in the District of Columbia the General Supply Committee, and the Coordinator of General Supply.

Under "Public buildings service" are included all expenses incurred in connection with the maintenance and operation of public buildings within and without the District of Columbia. It includes the maintenance and operation of the Capitol Building and Grounds, the Senate and House Office Buildings, the Capitol power plant, all other building maintenance and operation expenditures connected with the legislative branch, and like expenses for maintenance and operation of buildings under the office of Public Buildings and Public Parks of the National Capital, Interior Department buildings, Treasury Department buildings, public buildings under the Supervising Architect of the Treasury, public buildings and grounds under the Chief of Engineers of the Army, and the Congressional Library buildings and grounds.

The "Civil pensions and allowance administration" comprise the general expenses of the Employees' Compensation Commission and the cost of administering the act retiring civil-service employees, which is supervised by the Pension Office of the Interior Department. It excludes the payments made out of the employees' compensation fund, which are reported under "Promotion of labor interests," and the civil-service annuities paid out of the civil-service retirement and disability fund, reported under "trust funds."

The "Institutional and general expenses" include only the salaries and expenses of the Treasury and Interior Departments not directly chargeable to any specific civil function. These include the salaries of the chief clerk's office of the Treasury Department (other than those relating to buildings service); other institutional services of the Treasury Department, such as appointment division, the printing division, the disbursing clerk, and the mail and files division; and like expenses of the Interior Department.

*National defense.*—Under this general title are included the military activities of the War Department, the naval and military activities of the Navy Department, and the special defense appropriations given directly to the civil departments. It excludes all trust fund expenditures.

This general title includes the military activities of (1) the War Department, (2) the Navy Department, and (3) the special defense appropriations given to civil establishments.

Under "War Department" are included the salaries and contingent expenses of the department proper and all military activities involved in recruiting, training officers and men at schools and training camps, maintenance and operation of armed forces, and provisions for war equipment and stores, which comprehend the purchase, operation, maintenance, or construction, as the case may be, of fortifications, ordnance, ammunition, and other military equipment and supplies.

Under the "Navy Department" are included the salaries and contingent expenses of the department proper, and all naval and military activities involved in the maintenance, equipment, and training of regular forces, the militia and other reserve forces as indicated in the preceding paragraph, inclusive of the cost of operation, maintenance, construction, or purchase of vessels, ordnance, ammunition, and of plants and materials for the manufacture of supplies and equipment for use by the Navy.

The "special defense appropriations given to civil establishments" are made up of the appropriations and expenditures for encouraging production of minerals and the adjustment and payment of mineral claims.

*Special war agencies.*—Under this caption are included the war agencies organized in 1917 as a result of the World War, exclusive of the relief expenditures of the American Relief Administration and European food relief reported under "Relief expenditures."

*Military pensions, retirement pay, annuities, World War allowances, and life insurance claims.*—Under this group are included all payments to persons by way of accruals or fixed charges made as compensation for past military services to the Government, including pensions on account of disability or death due to military service, pensions on account of services, salaries commencing to accrue to retiring military officers and enlisted men immediately on their leaving active service, allowances on account of military and naval services in the World War, losses on Government life insurance policies, and salaries and expenses of the United States Veterans' Bureau; also the salaries and expenses of the Pension Office of the Interior Department, exclusive of the administration of the act retiring civil-service employees.

*Foreign relations and protection of American interests abroad.*—Under this general title of civil functions are included the activities of the State Department in the conduct of relations with foreign governments, local representation abroad, cooperation for settlement of international controversies, and the promotion of friendly intercourse with foreign peoples.

*General law enforcement.*—Under this general title are included the activities having to do with the enforcement of the general laws and the administration and enforcement of special acts like the national prohibition act, the narcotic act, and the investigation and prosecution of war contract frauds.

*Provision for control of currency and banking.*—Under this function are included the expenses incurred in connection with the regulation of currency and of banking through the office of the Comptroller of the Currency and public debt service; the Federal Reserve Board; the Federal Farm Loan Bureau; and the expenditures made by the Bureau of the Mint and mint and assay offices in the maintenance of a money standard.

*Administration of Indian affairs.*—Under this caption are grouped the expenditures of the National Government in the care and education of the Indian wards of the Nation.

*Administration of public domain.*—Under this general title are included the activities of the Government having to do with the care and utilization of public lands and the care and utilization of the national forests.

*Promotion and regulation of commerce and industry.*—Under this general title are included those activities of the several departments and independent establishments having to do with the promotion and regulation of commerce and industry.

*Promotion, regulation, and operation of marine transportation.*—Under this general title are included the activities having to do with the preparation of charts and sailing directions, the supplying of public facilities for navigation, the provision for a merchant marine, and the rescue and relief of seamen and passengers, including the activities of the United States Shipping Board and Emergency Fleet Corporation, and the Coast Guard Service.

*Promotion and regulation of land transportation.*—Under this general title are included those activities of the Government having to do with the promotion and regulation of land transportation, including the Federal control of transportation systems exercised during the World War, and the payments and advances made by the Government since the termination of Federal control in the form of guaranties as provided by the transportation act of 1920.

*Postal Service.*—Under this general title are included the deficiencies in postal revenues paid from the Treasury.

*Promotion and regulation of agriculture.*—Under this function are grouped the activities of the Department of Agriculture in the promotion of agriculture and game preservation and the expenses incurred through the State Department in the support of the International Institute of Agriculture at Rome, Italy.

*Promotion and regulation of fisheries.*—Under this function are grouped those activities of the Department of Commerce in the propagation and distribution of food fishes, the protection of Alaska seal and salmon fisheries in Alaska, and other like activities.

*Promotion of labor interests.*—Under this particular function are grouped the activities of the independent establishments and the Department of Labor having to do with the compilation of labor laws and statistics, the investigation of labor questions, the improvement in housing conditions, the establishment of employment agencies, the payments made by the United States Employees' Compensation Commission to Government employees from the compensation fund, and other like activities.

*Immigration and naturalization.*—Under this general title are included the expenses involved in regulating immigration, preventing importation of contract labor, the enforcement of laws against alien anarchists, deportation of aliens, care of interned aliens, and the regulation of naturalization.

*Promotion of public health.*—Under this general title are included those activities having to do with the promotion and protection of public health, exclusive of the Medical Corps of the Army, the Bureau of Medicine and Surgery of the Navy Department, the medical corps of institutions for the care of aged and sick soldiers and sailors, and like expenditures of the Veterans' Bureau, all of which are reported under military functions.

*Promotion of public education.*—Under this general caption are included those activities of the several departments and independent establishments having to do with the promotion of public education and all activities of the Federal Board for Vocational Education.

*Science and research.*—Under this general title are included the activities of the Government having to do with the investigation and publication of knowledge gained and verified by exact observation; the reporting of results of investigations that have been worked out and systematized concerning some subject or group of subjects of ascertained facts, and the principles covering or attempting to give adequate expression to a great natural group or division of knowledge. In addition, it also includes those research activities conducted for the purpose of adding to human knowledge, such as investigations of some phenomenon or series of phenomena by experimental methods to discover facts or to coordinate them as laws.

*Public works.*—Under this general heading are included the capital expenditures of the Government in constructing public works within and without the District of Columbia other than those outlays for plant facilities and additions which, being essential to the proper performance of specific activities, are included under their respective functions.

This function is subdivided to segregate the expenditures under the captions of:

1. General supervision, design, and overhead;
2. Public improvements; and
3. Government plant additions.

The first subdivision represents the general expenses incurred in designing and supervising the construction of public improvements and plant additions.

The second subdivision comprises the capital outlays made by the Government in the construction of public works, such as the Panama Canal, rivers and harbors and flood-control-structures, railroad construction in Alaska, construction of irrigation systems by the Reclamation Service, public roads and rural post roads, the construction of buildings and structures in and around Washington, hospital construction and hospital facilities for war patients, and like capital expenditures.

The third subdivision comprises those structures which are constructed or additions made thereto which are built primarily to house the personnel of the Government and to provide proper facilities for the efficient operation of governmental activities. It includes the cost of construction and cost of improvements only, the operation and maintenance expense being reported under "Public buildings service."

The structures comprehended within this group are those purchased or built under the direction of the Architect of the Capitol; the acquisition or construction of diplomatic premises and buildings by the State Department; the construction work performed under the Supervising Architect of the Treasury in erecting the Arlington Building, customhouses, courthouses and post offices, and like structures.

*Revenue-producing enterprises.*—Under this general title are included the operations of the Government which are (or it is assumed will become) self-supporting.

The only activities included in this group at the present time are the operation of the Center Market, District of Columbia, by the Department of Agriculture, and the maintenance and operation of the Panama Canal and of the Alaska Railroad.

*Local government.*—Under this function are included the expenditures of the National Government in the administration of local government in the District of Columbia and the Territories of Alaska, Hawaii, and other insular possessions and such aid as is given to State governments by the National Government in the form of subventions, exclusive of specific grants for education, public health, construction of rural post roads, etc.

*Relief expenditures.*—Under this general title are grouped those expenditures of the Government made in giving relief to American citizens abroad, contributions toward the maintenance of foreign hospitals which admit citizens of the United States, and other like welfare operations, both foreign and domestic, such as those conducted to alleviate the distress and suffering in foreign countries.

*Refunds, losses, contingencies, and miscellaneous.*—Under this general title of nonfunctional expenditures are grouped the expenditures made by the Government in repayment or refund of the whole or part of an amount or amounts previously received in payment of indebtedness to the United States, losses and contingencies, such as charges on bullion sold, recoinage of gold, silver, and minor coins, and other bullion and coinage losses, and miscellaneous expenses incurred by the Government in connection with tercentenary and other celebrations.

*Investments.*—Under this general title of nonfunctional expenditures are grouped those expenditures made by the Government in the purchase of notes, bonds, and other choses in action; loans to foreign governments; and loans to railroads, exclusive of advances to carriers and the American Express Co., under section 209 of the transportation act of 1920, which are reported under "Promotion and regulation of land transportation," C-8.

*Fixed debt charges.*—Under this general heading are grouped the expenditures made from ordinary receipts in the redemption and purchase of outstanding bonded indebtedness and payments to the sinking fund. It also includes the amount of interest paid on the public debt, all of which is payable from ordinary receipts. It excludes refunding operations and additional redemptions paid from surplus and balances.

*Trust funds.*—Under this general heading are grouped all expenditures made by the Government (including District of Columbia trust funds) in the nature of repayments of amounts not subject to demand or claim by the United States. It is the repayment of those moneys received by the Government in trust for private purposes and over which it exercises the responsibility of custodian rather than owner.

## DESCRIPTION OF BUDGET STATEMENTS

The Budget statements given herein supply data regarding the income and outgo of the Government, actual and prospective, during the last completed fiscal year, the year in progress, and the ensuing fiscal year. They also give financial data showing (1) the financial condition of the Treasury at the end of the last completed fiscal year (balance sheets), (2) the means by which such condition was reached (operating statements), and (3) the public-debt transactions and the condition at the close of business June 30, 1925.

Statement No. 1 is the master or key statement of the Budget. This statement, it will be seen, shows not merely the balance in the general fund at the end of the two last completed years, the estimated surplus that will exist at the end of the year in progress, and the estimated balance at the end of the ensuing fiscal year if the financial proposals contained in the Budget are adopted, but the means by which this balance has been and will be reached. It shows, in a word, the revenues and expenditures of the Government, past and prospective, for these years and exhibits the effect of these amounts in increasing or decreasing the available balance of the general fund.

In considering the showing, past and prospective, it should be noted that payments in respect to the reduction of the public debt figure among the general fund expenditures of the Government. The total amount of debt redemptions included among the general-fund expenditures during the fiscal year ending June 30, 1926, amounted to \$872,977,572.71, of which \$487,376,050.69 was required by existing law to be made from ordinary receipts, and the remainder, \$385,601,522.02, represents the amount of general fund applied to the redemption of debt in addition to that now required by law to be made from ordinary receipts.

The estimated surplus of \$383,079,095 for the fiscal year 1927 is reached after deducting the sum of \$566,155,647 for the reduction of public debt now required by existing law to be made from ordinary receipts. Taking this item into account, it shows that the ordinary revenue exceeds all other estimated ordinary expenditures by \$949,234,742, or an estimated improvement in the financial condition of the Government of this amount for the fiscal year ending June 30, 1927.

The estimated surplus of receipts of \$200,703,863 for the fiscal year 1928 has been decreased by the inclusion of \$563,157,626 for debt redemptions out of ordinary receipts. Adding these redemptions to the estimated surplus of receipts reported in Statement No. 1 indicates an improvement of the financial condition of the Government of \$763,861,489 for the fiscal year ending June 30, 1928.

A feature of especial interest in this table is the manner in which expenditures have been classified with a view to bringing out the general purposes for which they have been or are to be made. They are thus first classified under four main heads: (1) Ordinary expenditures, (2) Reduction in principal of public debt payable from ordinary receipts, (3) Investment of trust funds, and (4) Interest on the public debt. The ordinary expenditures have been further subdivided to show (a) the general expenditures, by organization units; (b) the operations in special accounts; and (c) the capital outlays for rights and obligations—that is, the purchase of stock of Federal intermediate credit banks and loans to railroads.

Statement No. 2 supports Statement No. 1 and supplies the details of the expenditures made for 1926, compared with the estimates for 1927, and the proposals for 1928, by main branches or administrative divisions of the Government.

Statement No. 3 is a detailed statement showing the agencies collecting Government revenue by sources. It supplies the actual revenue items collected in 1926 and estimates of the revenue items to be collected by the several departments and other organization units during the fiscal years 1927 and 1928.

Statement No. 4 is a detailed statement of receipts, summarizing the items in Statement No. 3 by sources under organization units.

In statement No. 5, the expenditures are classified according to character rather than by organization units, as is done in statements 1 and 2. It will thus be noted that a distinction is made between those expenditures which are for the current operations of the Government, those that are of a nonadministrative character, those for construction work, including national-defense structures, and other expenditures. The importance of the distinctions here made may be seen from the fact that though the expenditure program for 1928 calls for a total expenditure of \$3,572,049,214, only \$980,919,365 is for the current operations of the Government. The latter sum, it will be seen, is \$4,812,818 less than the corresponding item for the year in progress, 1927. Nonadministrative expenses, including such items as interest on the public debt, pensions, etc., call for the expenditure of no less than \$1,537,009,970 in 1928.

Statement No. 6 also supports statement No. 1 and supplies details of the sources of revenue of the Government. It sets out in detail the sources from which the income of the Government was derived in 1926 and is expected to be derived in 1927 and 1928.

Statement No. 7 has to do with the operations of the Post Office Department and Postal Service, payable from postal revenues. Beginning with the fiscal year 1923, the departmental expenditures of the Post Office Department at Washington are also financed from the postal receipts.

This statement shows the results of the operations, which for 1926, 1927, and 1928, show a deficit and gives in detail the expenditures made and to be made out of the postal revenues. The deficiency in postal revenues, it will be noted, is carried in statement No. 1 and represents the amount of money which will need to be advanced from the general fund to meet the program recommended in the Budget for the postal establishment.

Statement No. 8 shows the transactions in various accounts, funds, and authorizations for the fiscal years concerned.

Statement No. 9 summarizes the estimates of appropriations by governmental functions for the fiscal year 1928 and the appropriations made for the fiscal year 1927. This statement sets forth the general end or purposes to be accomplished by the expenditure of the appropriations recommended, compared with the appropriations which have already been made for the fiscal year 1927. The classification given on this statement presents first the general functions of the Government. This corresponds closely to the main organs of the Government established by the Constitution. The general functions have been divided into (a) legislative, (b) judicial, (c) executive, and (d) general administration.

The specific functions are segregated to distinguish the expenditures for military and distinctly war purposes from expenditures for civil services; therefore, the segregation made in this statement divides the specific functions into (a) military functions, (b) civil functions, and (c) nonfunctional operations. This statement not only gives the amount of money recommended for appropriation for the fiscal year ending June 30, 1928, compared with the actual appropriations already made by Congress for the fiscal year 1927, but it also shows the percentages of the amounts allocated to the different purposes.

This statement will be found interesting and informative, showing as it does the approximate amounts devoted to important Government activities and interests.

It will be found that a total of \$117,599,821.26 is carried for general functions, which include the legislative, judicial, executive, and the general administrative operations of the Government which can not be allocated to specific civil functions.

The sum of \$1,301,737,565 is provided for military functions, which includes military pensions, retirement pay, annuities, and World War allowances, and national defense.

The amount recommended for national defense is divided into two classes: Army, \$262,946,532; Navy, \$305,214,183.

The amount provided in the Budget for military pensions and allowances includes \$221,000,000 for pensions, \$474,400,000 for World War allowances, and \$25,942,886 for retirement pay.

The amount recommended for civil functions totals \$469,467,862.41. Under this general function \$11,778,120.13 is allowed for foreign relations and protection of American interests abroad; \$42,064,420 for general law enforcement, which includes activities having to do with the enforcement of general laws and the administration and enforcement of special acts like the national prohibition act, the narcotic act, and the investigation and prosecution of war contract frauds; \$6,820,850 for the control of currency and banking; \$13,551,265 for the administration of Indian affairs; \$26,169,331 for the administration of public domain, which includes those activities of the Government having to do with the care and utilization of public lands and the care and utilization of national forests; \$18,545,109 for the promotion and regulation of commerce and industry, which includes the activities of the Tariff Commission, the Federal Trade Commission, the Patent Office, and those activities of the Departments of Agriculture and Commerce having to do with the promotion and regulation of commerce and industry; \$40,141,233 for the promotion, regulation, and operation of marine transportation, which includes \$12,290,000 for the Shipping Board and Emergency Fleet Corporation; \$6,105,767 for the promotion and regulation of land transportation; \$35,583,535 for the promotion and regulation of agriculture; \$1,789,568 for the promotion and regulation of fisheries; \$4,806,936 for the promotion of labor interests; \$6,955,840 for immigration and naturalization; \$16,554,238.28 for promotion of public health; \$12,079,930 for promotion of public education; \$13,295,128 for science and research; \$42,784,112 for local government, including the District of Columbia; and \$12,000 for civil relief.

For public works under civil functions, \$163,961,400 is carried, which includes \$66,247,600 for rivers and harbors proper and items of similar character; \$75,000,000 for roads; \$12,183,000 for Reclamation Service; \$1,700,000 for railroads in Alaska; and \$8,830,800 for other public improvements and Government plant additions.

Under nonfunctional appropriations is carried a total of \$1,367,796,760.93, which includes \$26,233,000 for refunds, losses, contingencies, and miscellaneous; \$563,629,560.93 for public-debt retirements payable from ordinary receipts; \$755,000,000 for interest on the public debt; and \$22,934,200 for disbursement of trust funds.

Statement No. 10 summarizes the estimates of appropriations by character and objects of expenditures for the fiscal year 1928 and the appropriations made for the fiscal year 1927. It makes a distinction between those appropriations already made and herein recommended for (a) current expenses, (b) fixed charges, (c) acquisition of property, (d) payment of debt, and (e) payments for rights and obligations.

Statement No. 11 shows the expenditures of the Government, including the Postal Service, for the fiscal years 1923 to 1926, inclusive, under the same classification as appears in Statement No. 10.

Statement No. 12 gives similar data to that presented by statement No. 10. It is a summary of expenditures classified by governmental functions for the fiscal year 1928 compared with prior years. It not only gives the amount of money spent but that which it is estimated will be spent during the current fiscal year and the ensuing fiscal year. It also furnishes the percentages allocated to the different functions of the Government. The expenditures given for the fiscal year 1926 are on the basis of warrants issued and charged to appropriation accounts—that is, warrants issued authorizing withdrawal of cash from the Treasury as reported by the Secretary of the Treasury in the "Combined statement of receipts and disbursements, balances, etc., of the United States," brought to the actual cash expenditure by an adjustment figure.

Statement No. 13 gives the appropriations recommended and appropriations made by Congress during the fiscal year 1927, compared with the fiscal year 1926, classified by organization units, including those appropriations made by Congress for which no estimates were submitted by the Chief Executive.

Statement No. 14 summarizes the estimates of appropriations for the fiscal year 1928 and appropriations for 1927. It shows the amounts and percentages applied to current operations of the Government by Government departments and offices.

Statements Nos. 15 and 16 relate to the appropriations made to July 3, 1926, for the years 1922 to 1927, inclusive.

Statement No. 17 gives the amount of annual, permanent, or other appropriations, including balances of appropriation for prior fiscal years, available for expenditure during the fiscal year in progress, 1927, as of November 1, 1926. This statement shows the total amount available for expenditure during the fiscal year 1927 to date.

Statement No. 18 is a consolidated current balance sheet; that is, it consolidates the general fund, which includes all other expendable funds, with the loan funds.

Statement No. 19 is a statement of operations of the general fund showing how the condition reported in the general-fund balance sheet was reached.

Statement No. 20 is a statement of operations of the public debt (loan) funds for the fiscal year ending June 30, 1926. It shows the receipts and expenditures of the loan funds for that year.

Statement No. 21 is a consolidated statement of operations showing how the condition reported in Statement No. 18 was reached.

Statement No. 22 is a summary statement of outstanding debt at the close of business June 30, 1926, compared with June 30, 1925, and June 30, 1916, on the basis of revised figures reported in the "Statement of the public debt of the United States." It shows that the gross outstanding debt on June 30, 1916, was \$1,225,145,567.53 and that the gross debt as of June 30, 1925, was \$20,516,272,174.73, while the gross debt outstanding on June 30, 1926, was \$19,643,183,079.69. It will be noted that the gross debt was reduced over \$800,000,000 in the fiscal year 1926.

Statement No. 23 is a detailed statement of outstanding debt at the close of business June 30, 1926, compared with June 30, 1925, and June 30, 1916. It supports Statement No. 22.

Statement No. 24 exhibits the securities owned by the United States Government on June 30, 1926, with a memorandum as to capital stock of various corporations.

Statements Nos. 25, 26, and 27 report information regarding the sinking-fund operations for the fiscal year 1926 and the estimated operations for the fiscal years 1927 and 1928.

Statement No. 28 supplies information as to the proposed borrowings from the public for redemptions and purchases of public-debt issues during the fiscal year 1928, compared with those expected to be made in 1927 and the actual borrowings and redemptions which were made during the fiscal year 1926, exclusive of those certificates of indebtedness which are issued and redeemed within the same fiscal year.

Statement No. 29 summarizes and compares by classification services and grades for the fiscal years 1928, 1927, and 1926, the average number of employees, the average salary rates, and the total salaries of the personnel of the executive departments and independent establishments in the District of Columbia classified under the act of March 4, 1923.

Statement No. 30 summarizes and compares by departments and independent establishments, for the fiscal years 1928, 1927, and 1926, the average number of employees, the average salary rate, and the total salaries of the personnel in the District of Columbia classified under the act of March 4, 1923.





# BUDGET STATEMENTS

Δ11



# BUDGET STATEMENT NO. 1

Balanced statement of (1) the condition of the Treasury at the end of the fiscal years 1926 and 1925; (2) the estimated condition of the Treasury at the end of the fiscal year in progress, 1927; and (3) the estimated condition of the Treasury at the end of the ensuing fiscal year, 1928, if the financial proposals contained in the Budget are adopted.

Reference to statement			Estimated, 1928	Estimated, 1927	Actual, 1926 <sup>1</sup>	Actual, 1925 <sup>1</sup>
No.	Page					
2	A16	Expenditures:				
		I. Ordinary expenditures—				
		(a) General expenditures—				
	A16	Legislative establishment.....	\$16, 113, 343. 00	\$16, 502, 758. 00	\$15, 776, 230. 41	\$13, 855, 664. 29
		Executive Office and independent establishments—				
	A17	Executive Office.....	625, 460. 00	627, 074. 00	438, 768. 06	411, 898. 27
	A17	United States Veterans' Bureau.....	405, 826, 043. 00	409, 268, 345. 00	404, 692, 185. 22	384, 715, 796. 72
		Other independent offices and commissions—				
	A17	Alaska relief funds.....	15, 000. 00	15, 000. 00	23, 211. 01	15, 921. 85
	A17	Alien Property Custodian.....	96, 000. 00	127, 650. 00	165, 633. 42	200, 665. 66
	A17	American Battle Monuments Commission.....	982, 230. 00	831, 371. 00	48, 437. 61	25, 000. 00
	A17	Arlington Memorial Bridge Commission.....	2, 500, 000. 00	2, 494, 947. 00	481, 360. 31	10, 000. 00
	A17	Board of Mediation.....	375, 000. 00	260, 000. 00		
	A17	Board of Tax Appeals.....	570, 000. 00	560, 000. 00	431, 000. 00	
	A17	Bureau of Efficiency.....	210, 350. 00	205, 000. 00	151, 373. 20	144, 537. 00
	A17	Civil Service Commission.....	1, 000, 742. 00	982, 123. 00	976, 132. 89	981, 238. 86
	A17	Commission of Fine Arts.....	7, 300. 00	5, 295. 00	7, 700. 72	5, 091. 49
	A17	Employees' Compensation Commission.....	2, 732, 540. 00	2, 754, 740. 00	2, 475, 911. 87	2, 601, 628. 47
	A18	Federal Board for Vocational Education.....	7, 812, 532. 00	7, 744, 461. 00	7, 399, 017. 07	6, 724, 912. 16
	A18	Federal Power Commission.....	48, 500. 00	44, 100. 00	37, 900. 60	33, 034. 42
	A18	Federal Reserve Board.....	2, 500, 000. 00	2, 500, 000. 00	2, 010, 909. 76	1, 676, 733. 21
	A18	Federal Trade Commission.....	979, 350. 00	992, 150. 00	984, 225. 17	991, 148. 19
	A18	General Accounting Office.....	3, 771, 000. 00	3, 767, 618. 00	3, 630, 665. 09	3, 669, 249. 09
	A18	Housing Corporation.....	550, 000. 00	570, 000. 00	563, 730. 46	682, 075. 92
	A18	Interstate Commerce Commission.....	6, 104, 967. 00	6, 539, 337. 00	5, 852, 212. 34	5, 852, 269. 22
	A18	National Advisory Committee for Aeronautics.....	516, 000. 00	505, 300. 00	561, 125. 88	382, 805. 96
	A18	National Sesquicentennial Exposition.....		1, 440, 361. 00	771, 138. 58	
	A18	Perry's Victory Memorial Commission.....			49, 185. 00	50, 000. 00
	A18	Protecting interests of the United States in leases on oil lands.....	35, 000. 00	125, 000. 00	63, 617. 90	81, 673. 63
	A18	Public Buildings and Public Parks of the National Capital.....	2, 422, 950. 00	2, 283, 100. 00	2, 486, 817. 67	2, 415, 433. 00
	A18	Public Buildings Commission.....	151, 486. 00	107, 500. 00		
	A18	Purchase of Oldroyd collection of Lincoln relics.....		50, 000. 00		
	A18	Railroad Labor Board.....			272, 426. 87	312, 647. 68
	A19	Smithsonian Institution and National Museum.....	909, 871. 00	893, 301. 00	832, 884. 99	792, 042. 25
	A19	Tariff Commission.....	675, 000. 00	712, 500. 00	602, 218. 95	655, 677. 64
	A19	United States Geographic Board.....	3, 945. 00	4, 195. 00	448. 96	203. 78
	A19	Miscellaneous items.....		11, 000. 00	67, 956. 92	102, 898. 16
		Adjustment between cash expenditures and warrant distribution.....			1, 122, 113. 06	<sup>2</sup> 724, 225. 36
		Total other independent offices and commissions.....	34, 969, 763. 00	36, 526, 049. 00	32, 069, 356. 30	27, 682, 657. 28
		Total Executive Office and independent establishments.....	441, 421, 266. 00	446, 421, 468. 00	437, 200, 309. 58	412, 810, 352. 27
	A19	Department of Agriculture.....	152, 917, 110. 00	157, 097, 405. 00	155, 350, 432. 49	164, 644, 283. 54
	A21	Department of Commerce.....	33, 839, 000. 00	30, 813, 800. 00	29, 132, 015. 82	25, 782, 961. 39
	A22	Interior Department.....	287, 037, 191. 00	306, 719, 758. 00	301, 759, 049. 28	302, 440, 633. 08
	A24	Department of Justice.....	25, 758, 160. 00	25, 630, 960. 00	23, 774, 129. 23	23, 495, 738. 96

<sup>1</sup> On basis of daily Treasury statements June 30, 1925 and 1926.

<sup>2</sup> Deduct, excess of credits

No. 1.—*Balanced statement of (1) the condition of the Treasury at the end of the fiscal years 1926 and 1925; (2) the estimated condition of the Treasury at the end of the fiscal year in progress, 1927; and (3) the estimated condition of the Treasury at the end of the ensuing fiscal year, 1928, if the financial proposals contained in the Budget are adopted—*  
Continued

Reference to statement			Estimated, 1928	Estimated, 1927	Actual, 1926	Actual, 1925
No.	Page					
		<b>Expenditures—Continued.</b>				
		<b>I. Ordinary expenditures—Continued.</b>				
		(a) General expenditures—Continued.				
2	A25	Department of Labor.....	\$9,482,893.00	\$9,420,253.00	\$8,544,899.59	\$9,677,841.30
	A26	Navy Department.....	326,740,000.00	335,644,079.00	312,743,409.81	346,142,001.44
	A27	Post Office Department (claims, etc., for prior years).....			96,388.93	<sup>2</sup> 79,826.85
		(For deficiency in postal revenues, see below.)				
	A28	State Department.....	12,188,335.00	17,025,420.00	16,521,348.08	15,054,408.58
	A28	Treasury Department.....	164,993,188.00	169,282,672.00	136,578,723.67	128,232,421.79
		(For refund of receipts, see below.)				
	A31	War Department.....	366,802,697.00	373,280,605.00	355,072,225.92	361,887,888.84
		(For Panama Canal, see below.)				
	A34	District of Columbia.....	37,874,869.00	36,663,231.00	34,410,707.45	32,713,000.57
		Adjustment of unclassified items.....			1,826,959,870.26	1,836,657,369.20
					<sup>2</sup> 232,946.52	347,106.72
		<b>Total general expenditures.....</b>	<b>1,875,168,052.00</b>	<b>1,924,502,409.00</b>	<b>1,826,726,923.74</b>	<b>1,837,004,475.92</b>
	A30	(b) Interest on public debt.....	755,000,000.00	785,000,000.00	831,937,700.16	881,806,662.36
	A30	(c) Customs refunds.....	24,410,500.00	18,010,600.00	27,744,697.78	22,920,891.05
	A30	(d) Internal revenue refunds.....	152,230,000.00	152,330,000.00	182,220,053.01	147,777,034.05
	A27	(e) Postal deficiency.....	10,689,115.00	22,143,548.00	39,506,490.29	23,216,783.58
	A33	(f) Panama Canal.....	9,042,189.00	9,794,611.00	9,017,719.00	9,092,818.69
	A18	(g) Railroads.....	1,200,000.00	3,250,000.00	2,725,800.85	7,204,992.53
	A19	(h) War Finance Corporation.....	<sup>2</sup> 3,000,000.00	<sup>2</sup> 25,000,000.00	<sup>2</sup> 19,691,166.28	<sup>2</sup> 42,901,758.13
	A19	(i) Emergency Fleet Corporation and Shipping Board.....	23,880,000.00	27,080,000.00	23,043,032.04	30,304,859.54
	A17	(j) Alien property funds.....	<sup>2</sup> 150,000.00	<sup>2</sup> 150,000.00	3,515,999.58	4,018,131.53
	A17	(k) Adjusted service certificate fund.....	111,700,000.00	115,700,000.00	120,152,238.11	99,458,769.16
	A24	(l) Civil service retirement fund.....	<sup>2</sup> 250,000.00	<sup>2</sup> 250,000.00	10,815,743.02	9,745,622.04
	A17	(m) Government life insurance.....	45,550,000.00	42,731,866.00	38,290,345.65	31,991,713.82
	A34	(n) District of Columbia teachers' retirement.....	320,000.00	305,000.00	297,036.87	258,006.70
	A28	(o) Foreign Service retirement.....	101,732.00	97,912.00	100,033.44	82,568.91
	A18	(p) General railroad contingent.....	3,000,000.00	2,000,000.00	1,209,175.55	1,123,760.49
		<b>Total ordinary expenditures.....</b>	<b>3,008,891,588.00</b>	<b>3,077,545,946.00</b>	<b>3,097,611,822.81</b>	<b>3,063,105,332.26</b>
		<b>II. Public debt retirements required to be paid from ordinary receipts—</b>				
	A31	(a) Sinking fund.....	353,685,150.00	332,232,050.00	317,091,750.00	306,308,400.00
	A31	(b) Purchases and retirements from foreign repayments.....		27,705,027.00	4,393,500.00	386,100.00
	A31	(c) Received from foreign governments under debt settlements.....	208,672,476.00	205,218,570.00	165,260,000.00	158,793,500.00
		(d) Received for estate taxes.....				47,550.00
	A31	(e) Purchases and retirements from franchise tax receipts (Federal reserve and Federal intermediate credit banks).....	800,000.00	1,000,000.00	567,900.69	794,159.88
	A31	(f) Forfeitures, gifts, etc.....			62,900.00	208,403.95
		<b>Total public debt retirements required to be paid from ordinary receipts.....</b>	<b>563,157,626.00</b>	<b>566,155,647.00</b>	<b>487,376,050.69</b>	<b>466,538,113.83</b>
		<b>TOTAL EXPENDITURES payable from ordinary receipts.....</b>	<b>3,572,049,214.00</b>	<b>3,643,701,593.00</b>	<b>3,584,987,873.50</b>	<b>3,529,643,446.09</b>

<sup>2</sup> Deduct—excess of credits.

No. 1.—*Balanced statement of (1) the condition of the Treasury at the end of the fiscal years 1926 and 1925; (2) the estimated condition of the Treasury at the end of the fiscal year in progress, 1927; and (3) the estimated condition of the Treasury at the end of the ensuing fiscal year, 1928, if the financial proposals contained in the Budget are adopted—Continued*

Reference to statement			Estimated, 1928	Estimated, 1927	Actual, 1926	Actual, 1925
No.	Page					
4	A47	III. Receipts:				
		Ordinary receipts—				
		(a) Customs.....	\$601, 800, 000. 00	\$616, 800, 000. 00	\$579, 430, 092. 86	\$547, 561, 226. 11
		Internal revenue—				
		(b) Income and profits tax.....	2, 090, 000, 000. 00	2, 190, 000, 000. 00	1, 982, 040, 088. 58	1, 760, 537, 823. 68
		(c) Miscellaneous internal revenue.....	568, 985, 000. 00	619, 685, 000. 00	855, 599, 289. 26	828, 638, 067. 90
		Total internal revenue.....	2, 658, 985, 000. 00	2, 809, 685, 000. 00	2, 837, 639, 377. 84	2, 589, 175, 891. 58
		Miscellaneous receipts—				
		Proceeds of Government-owned securities—				
		(d) Principal, foreign obligations.....	68, 643, 185. 00	75, 748, 575. 00	34, 147, 271. 62	23, 247, 699. 07
		(e) Interest, foreign obligations.....	140, 029, 291. 00	139, 922, 837. 00	160, 090, 685. 53	160, 389, 977. 94
		(f) Railroad securities.....	15, 401, 948. 00	32, 588, 254. 00	36, 735, 326. 87	143, 911, 420. 98
		(g) All others.....	5, 972, 264. 00	67, 425, 039. 00	34, 568, 379. 41	19, 843, 302. 01
		Total proceeds of Government-owned securities.....	230, 046, 688. 00	315, 684, 705. 00	265, 541, 663. 43	347, 392, 400. 00
		(h) Trust fund receipts (appropriated for investment).....	45, 870, 000. 00	45, 036, 866. 00	39, 796, 558. 07	33, 373, 481. 01
		(i) Proceeds of sales of surplus property.....	20, 855, 643. 00	17, 233, 330. 00	25, 572, 012. 59	23, 768, 975. 02
		(j) Panama Canal tolls, etc.....	24, 000, 000. 00	24, 000, 000. 00	24, 648, 568. 58	23, 089, 957. 87
		(k) Receipts from miscellaneous sources credited direct to appropriations.....	7, 149, 900. 00	13, 968, 980. 00	18, 694, 008. 27	29, 603, 432. 29
		(l) Other miscellaneous.....	184, 045, 846. 00	184, 371, 807. 00	171, 433, 408. 50	186, 183, 320. 54
28	A88	Total miscellaneous receipts.....	511, 968, 077. 00	600, 295, 688. 00	545, 686, 219. 44	643, 411, 566. 73
		<b>TOTAL ORDINARY RECEIPTS.</b>	<b>3, 772, 753, 077. 00</b>	<b>4, 026, 780, 688. 00</b>	<b>3, 962, 755, 690. 14</b>	<b>3, 780, 148, 684. 42</b>
		Excess of ordinary receipts over expenditures payable therefrom.....	200, 703, 863. 00	383, 079, 095. 00	377, 767, 816. 64	250, 505, 238. 33
		Balance in general fund at beginning of fiscal year.....	210, 002, 026. 71	210, 002, 026. 71	217, 835, 732. 09	235, 411, 481. 52
		Balance and excess of ordinary receipts over expenditures payable therefrom.....	410, 705, 889. 71	593, 081, 121. 71	595, 603, 548. 73	485, 916, 719. 85
		Deduct amount of general fund applied or estimated to be applied to redemption of public debt, in addition to sinking fund and redemptions from restricted receipts.....	200, 703, 863. 00	383, 079, 095. 00	385, 601, 522. 02	268, 080, 987. 76
		Balance in general fund at end of fiscal year for working capital.....	210, 002, 026. 71	210, 002, 026. 71	210, 002, 026. 71	217, 835, 732. 09

NOTE.—Estimated figures for 1928 in Budget Statement No. 1 above are based on existing revenue laws.

## BUDGET STATEMENT No. 2

*Estimated expenditures, fiscal year 1928, compared with prior years*

## DETAIL BY CHARACTER OF EXPENDITURES UNDER ORGANIZATION UNITS

[Supports summary Budget Statement No. 1]

Classification	Estimated, 1928	Estimated, 1927	Actual, 1926 <sup>1</sup>
<b>I. ORDINARY EXPENDITURES:</b>			
<b>1. LEGISLATIVE ESTABLISHMENT—</b>			
(a) General expenditures—			
1. Senate—			
1. Salaries and mileage of Senators.....	\$1,011,000.00	\$1,011,000.00	\$991,280.25
2. Salaries, officers and employees.....	1,427,000.00	1,421,000.00	1,325,010.24
3. Contingent expenses.....	340,000.00	340,000.00	464,185.04
4. Gratuities and miscellaneous.....	35,000.00	35,000.00	58,712.80
Total, Senate.....	2,813,000.00	2,807,000.00	2,839,188.33
2. House of Representatives—			
1. Salaries and mileage of Members and Delegates.....	4,582,500.00	4,582,500.00	4,570,392.68
2. Salaries, officers and employees.....	2,614,500.00	2,605,000.00	2,587,778.94
3. Contingent expenses.....	309,000.00	313,500.00	312,084.56
4. Gratuities and miscellaneous.....	5,000.00	9,000.00	22,527.78
Total, House of Representatives.....	7,511,000.00	7,510,000.00	7,492,783.96
3. Legislative miscellaneous—			
1. Joint Committee on Printing.....	10,190.00	10,190.00	10,190.00
2. Office of Legislative Counsel.....	50,000.00	50,000.00	40,168.07
3. Capitol Police, salaries and contingent.....	77,770.00	77,770.00	76,828.77
4. Statement of appropriations.....	4,000.00	4,000.00	-----
5. Miscellaneous items.....	-----	-----	20,673.73
Total, legislative miscellaneous.....	141,960.00	141,960.00	147,860.57
4. Architect of the Capitol—			
1. Salaries.....	104,533.00	106,313.00	99,072.11
2. Capitol Building and grounds.....	175,528.00	155,858.00	140,760.51
3. Care, maintenance, etc., Library of Congress.....	99,660.00	102,154.00	70,220.56
4. Senate Office Building.....	87,854.00	86,914.00	102,994.54
5. House Office Building.....	107,610.00	106,217.00	109,266.11
6. Capitol power plant.....	384,906.00	379,793.00	541,879.62
7. Bookstacks, Library Building.....	-----	400,000.00	100,000.00
Total under Architect of the Capitol.....	960,091.00	1,337,249.00	1,164,193.45
5. Government Printing Office—			
1. Salaries.....	-----	153,253.00	135,321.29
2. Public printing and binding.....	2,450,000.00	2,474,350.00	2,167,618.71
3. Office of Superintendent of Documents.....	591,600.00	554,350.00	497,013.18
Total, Government Printing Office.....	3,041,600.00	3,181,953.00	2,799,953.18
6. Library of Congress—			
1. Salaries.....	933,250.00	864,244.00	793,729.48
2. Increase of Library.....	110,500.00	100,500.00	99,707.20
3. Care and maintenance.....	131,642.00	118,752.00	112,301.26
4. Contingent expenses.....	10,500.00	10,500.00	10,150.11
5. Printing and binding.....	315,000.00	305,000.00	279,976.59
6. Miscellaneous items.....	-----	-----	32,732.32
7. Chamber Music auditorium.....	-----	-----	34,656.01
8. Trust fund, bequest of Gertrude M. Hubbard, interest.....	800.00	800.00	-----
Total, Library of Congress.....	1,501,692.00	1,399,796.00	1,363,252.97
7. Botanic Garden—			
1. Salaries.....	86,500.00	77,500.00	73,950.00
2. Repairs and improvements.....	57,500.00	47,300.00	36,933.56
Total, Botanic Garden.....	144,000.00	124,800.00	110,883.56
Deduct warrant distribution in excess of cash expenditures.....	-----	-----	15,918,116.02
Total Legislative Establishment, general expenditures.....	16,113,343.00	16,502,758.00	141,885.61
			15,776,230.41

<sup>1</sup> Actual expenditures by warrant for fiscal year 1926, brought to cash expenditures, as per Treasury statement, by adjustment.

No. 2.—*Estimated expenditures, fiscal year 1928, compared with prior years—Continued*

## DETAIL BY CHARACTER OF EXPENDITURES UNDER ORGANIZATION UNITS—Continued

Classification	Estimated, 1928	Estimated, 1927	Actual, 1926
<b>I. ORDINARY EXPENDITURES—Continued.</b>			
<b>2. EXECUTIVE OFFICE AND INDEPENDENT ESTABLISHMENTS—</b>			
1. Executive Office—			
(a) General expenditures—			
1. Salary of the President.....	\$75,000.00	\$75,000.00	\$75,000.00
2. Salary of the Vice President.....	15,000.00	15,000.00	15,000.00
3. Salaries and expenses, Executive Office.....	130,760.00	130,760.00	122,355.55
4. Printing and binding.....	2,800.00	2,800.00	2,895.06
5. Traveling expenses of the President.....	25,000.00	25,000.00	23,364.45
6. Improvement and maintenance of Executive Mansion and grounds.....	103,500.00	106,700.00	105,175.13
7. White House police.....	85,900.00	84,314.00	84,485.98
8. Extraordinary repairs and plans, Executive Mansion.....	187,500.00	187,500.00	45,013.79
			473,289.96
Deduct warrant distribution in excess of cash expenditures.....			34,521.90
<b>Total, Executive Office, general expenditures.....</b>	<b>625,460.00</b>	<b>627,074.00</b>	<b>438,768.06</b>
2. United States Veterans' Bureau—			
(a) General expenditures—			
1. Salaries and expenses.....	42,500,000.00	42,630,000.00	41,638,268.57
2. Printing and binding.....	125,000.00	125,000.00	114,798.21
3. Nonadministrative expenses—			
1. Military and naval compensation.....	168,500,000.00	168,150,000.00	143,955,728.11
2. Military and naval insurance.....	121,962,878.00	122,904,720.00	120,771,845.15
3. Vocational rehabilitation.....	2,367,165.00	5,268,625.00	17,003,245.20
4. Hospital facilities and services.....	1,000,000.00	4,000,000.00	4,949,029.94
5. Medical and hospital services.....	35,275,000.00	35,000,000.00	30,915,236.26
6. Losses on converted insurance—Government life-insurance trust fund.....	23,000,000.00	18,920,000.00	12,912,479.95
7. Adjusted service and dependent pay.....	11,096,000.00	12,270,000.00	5,799,848.68
8. Miscellaneous items.....			149,518.22
<b>Total nonadministrative expenses.....</b>	<b>363,201,043.00</b>	<b>366,513,345.00</b>	<b>336,157,895.07</b>
			377,910,961.85
Add cash expenditures in excess of warrant distribution.....			26,781,223.37
<b>Total, United States Veterans' Bureau, (a) general expenditures.....</b>	<b>405,826,043.00</b>	<b>409,268,345.00</b>	<b>404,692,185.22</b>
(k) Adjusted service certificate fund.....	111,700,000.00	115,700,000.00	120,152,238.11
(m) Investment of Government life-insurance fund.....	45,550,000.00	42,731,866.00	38,290,345.65
<b>Total under United States Veterans' Bureau.....</b>	<b>563,076,043.00</b>	<b>567,700,211.00</b>	<b>563,134,768.98</b>
3. Alaska relief funds, (a) general expenditures.....	15,000.00	15,000.00	23,211.01
4. Alien Property Custodian—			
(a) General expenditures.....	96,000.00	127,650.00	165,633.42
(j) Alien property funds.....	150,000.00	150,000.00	3,515,999.58
<b>Total under Alien Property Custodian.....</b>	<b>154,000.00</b>	<b>122,350.00</b>	<b>3,681,633.00</b>
5. American Battle Monuments Commission, (a) general expenditures.....	982,230.00	831,371.00	48,437.61
6. Arlington Memorial Bridge Commission, (a) general expenditures.....	2,500,000.00	2,494,947.00	481,360.31
7. Board of Tax Appeals, (a) general expenditures.....	570,000.00	560,000.00	431,000.00
8. Board of Mediation, (a) general expenditures.....	375,000.00	260,000.00	
9. Bureau of Efficiency, (a) general expenditures.....	210,350.00	205,000.00	151,373.20
10. Civil Service Commission, (a) general expenditures.....	1,000,742.00	982,123.00	976,132.89
11. Commission of Fine Arts, (a) general expenditures.....	7,300.00	5,295.00	7,700.72
12. Employees' Compensation Commission, (a) general expenditures—			
1. Salaries and expenses.....	144,740.00	145,940.00	144,943.71
2. Nonadministrative expenses, United States employees' compensation payments.....	2,587,800.00	2,608,800.00	2,330,968.16
<b>Total, Employees' Compensation Commission.....</b>	<b>2,732,540.00</b>	<b>2,754,740.00</b>	<b>2,475,911.87</b>

¹ Deduct—excess of credits.

No. 2.—*Estimated expenditures, fiscal year 1928, compared with prior years*—Continued

## DETAIL BY CHARACTER OF EXPENDITURES UNDER ORGANIZATION UNITS—Continued

Classification	Estimated, 1928	Estimated, 1927	Actual, 1926
<b>I. ORDINARY EXPENDITURES—Continued.</b>			
<b>2. EXECUTIVE OFFICE AND INDEPENDENT ESTABLISHMENTS—Continued.</b>			
13. Federal Board for Vocational Education, (a) general expenditures—			
1. Salaries and expenses—			
1. Board proper.....	\$200, 000. 00	\$198, 440. 00	\$188, 382. 54
2. Rehabilitation of persons disabled in industry.....	68, 230. 00	73, 620. 00	66, 889. 37
Total, salaries and expenses.....	268, 230. 00	272, 060. 00	255, 271. 91
2. Nonadministrative expenses—			
1. Cooperative education in agriculture, including Hawaii.....	2, 880, 388. 00	2, 847, 985. 00	2, 756, 075. 25
2. Cooperative education, teacher training, including Hawaii.....	1, 060, 573. 00	1, 041, 686. 00	975, 415. 07
3. Cooperative education in trade and industry, including Hawaii.....	2, 903, 341. 00	2, 842, 730. 00	2, 863, 545. 49
4. Rehabilitation of persons disabled in industry, including Hawaii.....	700, 000. 00	740, 000. 00	548, 709. 35
Total, nonadministrative expenses.....	7, 544, 302. 00	7, 472, 401. 00	7, 143, 745. 16
Total, Federal Board for Vocational Education.....	7, 812, 532. 00	7, 744, 461. 00	7, 399, 017. 07
14. Federal Power Commission, (a) general expenditures.....	48, 500. 00	44, 100. 00	37, 900. 60
15. Federal Reserve Board, (a) general expenditures.....	2, 500, 000. 00	2, 500, 000. 00	2, 010, 909. 76
16. Federal Trade Commission, (a) general expenditures.....	979, 350. 00	992, 150. 00	984, 225. 17
17. General Accounting Office, (a) general expenditures.....	3, 771, 000. 00	3, 767, 618. 00	3, 630, 665. 09
18. Housing Corporation, (a) general expenditures.....	550, 000. 00	570, 000. 00	563, 730. 46
19. Interstate Commerce Commission—			
(a) General expenditures.....	6, 104, 967. 00	6, 539, 337. 00	5, 852, 212. 34
(g) Railroads—			
1. Reimbursement to carriers, sec. 204, transportation act.....		1, 000, 000. 00	74, 253. 27
2. Guaranty to carriers, sec. 209, transportation act.....		700, 000. 00	3, 275, 222. 11
(k) Investment of general railroad contingent fund.....	3, 000, 000. 00	2, 000, 000. 00	1, 209, 175. 55
Total under Interstate Commerce Commission.....	9, 104, 967. 00	10, 239, 337. 00	10, 410, 863. 27
20. National Advisory Committee for Aeronautics, (a) general expenditures.....	516, 000. 00	505, 300. 00	561, 125. 88
21. National Sesquicentennial Commission, (a) general expenditures.....		1, 440, 361. 00	771, 138. 58
22. Perry's Victory Memorial Commission, (a) general expenditures.....			49, 185. 00
23. Protecting interests of United States in oil leases and oil lands, (a) general expenditures.....	35, 000. 00	125, 000. 00	63, 617. 90
24. Purchase of Oldroyd collection of Lincoln relics, (a) general expenditures.....		50, 000. 00	
25. Public Buildings and Public Parks of the National Capital—			
(a) General expenditures—			
1. Salaries.....	1, 694, 000. 00	1, 642, 100. 00	1, 648, 517. 51
2. Public works, including purchase of sites.....		20, 000. 00	131, 696. 04
3. Fuel, lights, repairs, etc.....	725, 500. 00	581, 000. 00	706, 604. 12
4. Miscellaneous items.....	3, 450. 00	40, 000. 00	
Total public buildings and public parks of the National Capital.....	2, 422, 950. 00	2, 283, 100. 00	2, 486, 817. 67
26. Public Buildings Commission, (a) general expenditures.....	151, 486. 00	107, 500. 00	
27. Railroad Administration—			
(g) Railroads—			
1. Judgments, decrees, and awards.....	1, 000, 000. 00	1, 250, 000. 00	} 1 623, 674. 53
2. Net operating expenses.....	200, 000. 00	300, 000. 00	
Total Railroad Administration.....	1, 200, 000. 00	1, 550, 000. 00	1 623, 674. 53
28. Railroad Labor Board, (a) general expenditures.....			272, 426. 87

1 Deduct—excess of credits.



No. 2.—*Estimated expenditures, fiscal year 1928, compared with prior years—Continued*

## DETAIL BY CHARACTER OF EXPENDITURES UNDER ORGANIZATION UNITS—Continued

Classification	Estimated, 1928	Estimated, 1927	Actual, 1926
<b>I. ORDINARY EXPENDITURES—Continued.</b>			
<b>2. EXECUTIVE OFFICE AND INDEPENDENT ESTABLISHMENTS—Continued.</b>			
29. (i) Shipping Board and Emergency Fleet Corporation—			
1. Salary and Expenses, Shipping Board.....	\$280,000.00	\$280,000.00	
2. Operating deficit.....	15,000,000.00	17,000,000.00	\$24,323,193.84
3. Payment of back claims.....	1,200,000.00	1,400,000.00	
4. Expenses of liquidation.....	2,900,000.00	2,900,000.00	
5. Loans.....	3,000,000.00	3,000,000.00	<sup>1</sup> 375,499.67
6. Dieselization of ships.....	1,500,000.00	2,500,000.00	
Add cash expenditures in excess of warrant distribution.....			23,947,694.17
			904,662.13
Total Shipping Board and Emergency Fleet Corporation.....	23,880,000.00	27,080,000.00	23,043,032.04
30. Smithsonian Institution, (a) general expenditures—			
1. Interest from trust fund.....	60,000.00	60,000.00	60,000.00
2. Government activities in charge of Smithsonian Institution.....	849,871.00	833,301.00	772,884.99
Total, Smithsonian Institution.....	909,871.00	893,301.00	832,884.99
31. Tariff Commission, (a) general expenditures.....	675,000.00	712,500.00	602,218.95
32. United States Geographic Board, (a) general expenditures.....	3,945.00	4,195.00	448.96
33. (h) War Finance Corporation.....	<sup>1</sup> 3,000,000.00	<sup>1</sup> 25,000,000.00	<sup>1</sup> 19,691,166.28
34. Other independent bureaus and commissions, (a) general expenditures.....		11,000.00	67,956.92
Add cash expenditures in excess of warrant distribution.....			605,323,622.02
			1,122,113.06
Total, Executive office and independent establishments.....	623,601,266.00	612,033,334.00	606,445,735.08
Total, all other, general expenditures, included above.....	34,969,763.00	36,526,049.00	32,069,356.30
<b>3. DEPARTMENT OF AGRICULTURE—</b>			
(a) General expenditures—			
1. General—			
1. Salaries, office of the Secretary of Agriculture.....	647,145.00	665,960.00	587,968.27
2. Mechanical shops and power plant.....	91,000.00	92,000.00	107,665.34
3. Miscellaneous expenses.....	142,000.00	178,000.00	166,975.34
4. Rent of buildings.....	180,366.00	213,226.00	158,903.86
5. Increase of compensation.....			<sup>1</sup> 2,337.20
Total, general.....	1,060,511.00	1,149,186.00	1,019,175.61
2. Office of Information—			
1. Salaries.....	334,134.00	326,380.00	303,876.28
2. General expenses.....	34,000.00	34,000.00	36,537.09
3. Printing and binding.....	678,900.00	913,000.00	769,716.04
Total, Office of Information.....	1,047,034.00	1,273,380.00	1,110,129.41
3. Office of Experiment Stations—			
1. Salaries.....	35,386.00	35,386.00	36,873.70
2. General expenses.....	323,820.00	321,160.00	298,368.62
3. State agricultural experiment stations.....	3,360,000.00	2,880,000.00	2,400,000.00
Total, Office of Experiment Stations.....	3,719,206.00	3,236,546.00	2,735,242.32
4. Extension Service—			
1. Salaries.....	133,500.00	133,900.00	136,663.83
2. General expenses.....	1,435,000.00	1,441,500.00	1,353,016.71
3. Cooperative agricultural extension work.....	5,865,000.00	5,865,000.00	5,879,083.90
4. Cooperative farm forestry.....	58,000.00	49,000.00	35,000.00
Total, Extension Service.....	7,491,500.00	7,489,400.00	7,403,764.44
5. Weather Bureau—			
1. Salaries.....	448,000.00	452,457.00	448,447.63
2. General expenses.....	2,177,000.00	2,180,123.00	1,921,002.69
Total, Weather Bureau.....	2,625,000.00	2,632,580.00	2,369,450.32

<sup>1</sup> Deduct—excess of credits.

No. 2.—*Estimated expenditures, fiscal year 1928, compared with prior years—Continued*

## DETAIL BY CHARACTER OF EXPENDITURES UNDER ORGANIZATION UNITS—Continued

Classification	Estimated, 1928	Estimated, 1927	Actual, 1926
<b>I. ORDINARY EXPENDITURES—Continued.</b>			
<b>3. DEPARTMENT OF AGRICULTURE—Continued.</b>			
<b>6. Bureau of Animal Industry—</b>			
1. Salaries.....	\$625, 500. 00	\$636, 450. 00	\$615, 048. 32
2. General expenses (including investigations, quarantine, and eradication of disease).....	3, 371, 950. 00	3, 291, 100. 00	3, 426, 534. 07
3. Indemnities for animals slaughtered.....	3, 599, 250. 00	4, 188, 730. 00	3, 158, 225. 45
4. Meat inspection.....	4, 883, 100. 00	4, 870, 470. 00	4, 781, 646. 98
5. Experiments in dairying and livestock production.....	97, 600. 00	80, 918. 00	45, 746. 64
Total, Bureau of Animal Industry.....	12, 577, 400. 00	13, 067, 668. 00	12, 027, 201. 46
<b>7. Bureau of Dairying—</b>			
1. Salaries.....	72, 750. 00	72, 700. 00	75, 817. 43
2. General expenses.....	415, 600. 00	398, 000. 00	428, 326. 74
3. Field station, Woodward, Okla.....	12, 000. 00	12, 000. 00	17, 151. 83
Total, Bureau of Dairying.....	500, 350. 00	482, 700. 00	521, 296. 00
<b>8. Bureau of Plant Industry—</b>			
1. Salaries.....	558, 000. 00	563, 900. 00	574, 218. 75
2. General expenses.....	3, 144, 100. 00	3, 172, 165. 00	3, 055, 495. 28
Total, Bureau of Plant Industry.....	3, 702, 100. 00	3, 736, 065. 00	3, 629, 714. 03
<b>9. Forest Service—</b>			
1. Salaries.....	3, 320, 000. 00	3, 320, 000. 00	3, 309, 382. 51
2. General expenses.....	5, 277, 000. 00	7, 050, 000. 00	5, 674, 218. 06
3. Cooperative fire prevention.....	990, 000. 00	700, 000. 00	624, 402. 61
4. Acquisition of lands for protection of watersheds.....	990, 000. 00	987, 000. 00	750, 164. 63
5. Federal forest road construction.....	2, 000. 00	22, 971. 00	38, 077. 53
6. Forest road development and highways.....	7, 500, 000. 00	9, 910, 000. 00	9, 068, 005. 78
7. Cooperative distribution, forest planting stock.....	70, 000. 00	70, 000. 00	32, 510. 00
8. Miscellaneous.....	31, 000. 00	25, 000. 00	8, 138. 41
Total, Forest Service.....	18, 180, 000. 00	22, 084, 971. 00	19, 504, 899. 53
<b>10. Bureau of Chemistry and Soils—</b>			
1. Salaries.....	173, 640. 00	184, 535. 00	187, 329. 84
2. General expenses.....	886, 140. 00	868, 315. 00	677, 835. 91
Total, Bureau of Chemistry.....	1, 059, 780. 00	1, 052, 850. 00	865, 165. 75
<b>11. Bureau of Entomology—</b>			
1. Salaries.....	134, 000. 00	135, 800. 00	134, 760. 03
2. General expenses.....	1, 025, 775. 00	1, 010, 000. 00	963, 107. 67
3. Preventing spread of moths.....	637, 000. 00	655, 000. 00	771, 850. 72
4. Preventing spread of Mexican bean beetle.....	31, 850. 00	31, 850. 00	33, 289. 35
5. Preventing spread of European corn borer.....	626, 000. 00	523, 000. 00	382, 213. 08
6. Preventing spread of Japanese and Asiatic beetles.....	385, 000. 00	329, 400. 00	261, 054. 61
Total, Bureau of Entomology.....	2, 839, 625. 00	2, 685, 050. 00	2, 546, 275. 46
<b>12. Bureau of Biological Survey—</b>			
1. Salaries.....	104, 000. 00	104, 000. 00	103, 605. 57
2. General expenses.....	850, 000. 00	842, 000. 00	868, 487. 64
3. Protection of game in Alaska.....		9, 885. 00	18, 121. 79
4. Upper Mississippi River game refuge.....	130, 250. 00	294, 515. 00	25, 750. 12
Total, Bureau of Biological Survey.....	1, 084, 250. 00	1, 250, 400. 00	1, 015, 965. 12
<b>13. Library, Department of Agriculture—</b>			
1. Salaries.....	54, 680. 00	54, 680. 00	39, 311. 06
2. General expenses.....	29, 000. 00	29, 500. 00	30, 678. 57
Total, Library.....	83, 680. 00	84, 180. 00	69, 989. 63
<b>14. Bureau of Public Roads—</b>			
1. Salaries.....	117, 500. 00	118, 000. 00	119, 836. 30
2. General expenses.....	330, 000. 00	330, 000. 00	379, 112. 45
3. Cooperative construction of rural post roads.....	85, 000, 000. 00	85, 000, 000. 00	88, 479, 975. 75
4. Cooperative construction of roads and trails, national forests.....			65, 089. 91
Total, Bureau of Public Roads.....	85, 447, 500. 00	85, 448, 000. 00	89, 044, 014. 41

No. 2.—*Estimated expenditures, fiscal year 1928, compared with prior years—Continued*

## DETAIL BY CHARACTER OF EXPENDITURES UNDER ORGANIZATION UNITS—Continued

Classification	Estimated, 1928	Estimated, 1927	Actual, 1926
<b>I. ORDINARY EXPENDITURES—Continued.</b>			
<b>3. DEPARTMENT OF AGRICULTURE—Continued.</b>			
15. Bureau of Agricultural Economics—			
1. Salaries.....	\$1, 136, 000. 00	\$1, 146, 000. 00	\$1, 142, 280. 25
2. General expenses.....	2, 556, 200. 00	2, 515, 300. 00	2, 245, 819. 55
3. Enforcement of cotton standards and cotton futures acts.....	185, 500. 00	180, 000. 00	163, 373. 52
4. Enforcement of grain standards act.....	605, 000. 00	593, 000. 00	569, 647. 88
5. Administration of warehouse act.....	215, 000. 00	213, 000. 00	184, 393. 42
6. Enforcement of standard containers act.....	4, 900. 00	4, 800. 00	5, 433. 06
7. Salaries and expenses, wool division.....	2, 900. 00	5, 900. 00	5, 601. 69
8. Operation of Center Market.....	167, 000. 00	167, 000. 00	159, 035. 17
9. Classification of cotton, revolving fund.....			10, 641. 18
Total, Bureau of Agricultural Economics.....	4, 872, 500. 00	4, 825, 000. 00	4, 486, 225. 72
16. Bureau of Home Economics—			
1. Salaries.....	27, 144. 00	27, 244. 00	27, 655. 87
2. General expenses.....	97, 500. 00	97, 900. 00	87, 847. 12
Total, Bureau of Home Economics.....	124, 644. 00	125, 144. 00	115, 502. 99
17. Food, Drug, and Insecticide Administration—			
1. Salaries.....	264, 260. 00	268, 695. 00	272, 107. 90
2. General expenses.....	1, 035, 320. 00	1, 023, 000. 00	1, 016, 365. 57
Total, Food, Drug, and Insecticide Administration.....	1, 299, 580. 00	1, 291, 695. 00	1, 288, 473. 47
18. Federal Horticultural Board—			
1. Salaries.....	58, 400. 00	57, 900. 00	59, 047. 20
2. General expenses.....	445, 000. 00	415, 000. 00	390, 061. 07
3. Suppression of spread of pink bollworm of cotton.....	247, 500. 00	287, 000. 00	211, 305. 36
4. Eradication of date scale.....	18, 800. 00	21, 300. 00	26, 611. 33
5. Enforcement of <i>Thurberia</i> weevil quarantine.....	34, 000. 00		
Total, Federal Horticultural Board.....	803, 700. 00	781, 200. 00	687, 024. 96
19. Enforcement of grain futures act.....	129, 000. 00	115, 000. 00	106, 585. 26
20. Enforcement of packers and stockyards act.....	412, 000. 00	425, 000. 00	403, 654. 70
21. Nitrate plants.....		47, 800. 00	240, 574. 81
22. Farmers' seed grain loans.....			85, 607. 60
23. Collection of farmers' seed grain loans.....	10, 000. 00	14, 500. 00	21, 008. 63
24. Judgments, United States courts.....			251, 704. 66
25. Miscellaneous items.....			89, 120. 31
26. Special funds—			
1. Payments to States and Territories, national forest fund.....	1, 307, 750. 00	1, 285, 523. 00	1, 242, 953. 93
2. Roads and trails for States, national forest fund.....	600, 000. 00	600, 000. 00	672, 902. 44
3. Arizona and New Mexico school funds.....	40, 000. 00	13, 567. 00	28, 321. 76
4. Cooperative work, Forest Service.....	1, 800, 000. 00	1, 800, 000. 00	2, 119, 787. 29
5. Refunds to depositors, excess of deposits.....	100, 000. 00	100, 000. 00	143, 003. 72
6. Expenses cotton standards act.....			80, 712. 20
Total, special funds.....	3, 847, 750. 00	3, 799, 090. 00	4, 287, 681. 34
Deduct warrant distribution in excess of cash expenditures.....			155, 754, 232. 74
Total, Department of Agriculture, including rural post roads, general expenditures.....	152, 917, 110. 00	157, 097, 405. 00	155, 350, 432. 49
<b>4. DEPARTMENT OF COMMERCE—</b>			
(a) General expenditures—			
1. Secretary's office—			
1. Salaries.....	285, 000. 00	250, 000. 00	215, 705. 11
2. Printing and binding.....	1, 840, 000. 00	1, 750, 000. 00	543, 214. 64
3. Aircraft in commerce.....	3, 000, 000. 00	500, 000. 00	
4. Miscellaneous items.....	325, 000. 00	325, 000. 00	264, 779. 37
Total, secretary's office.....	5, 450, 000. 00	2, 825, 000. 00	1, 023, 699. 12
2. Bureau of Standards.....	2, 100, 000. 00	1, 900, 000. 00	1, 750, 084. 61
3. Bureau of the Census.....	2, 000, 000. 00	2, 250, 000. 00	2, 350, 034. 60

Deduct—excess of credits.

No. 2.—*Estimated expenditures, fiscal year 1928, compared with prior years—Continued*

## DETAIL BY CHARACTER OF EXPENDITURES UNDER ORGANIZATION UNITS—Continued

Classification	Estimated, 1928	Estimated, 1927	Actual, 1926
<b>I. ORDINARY EXPENDITURES—Continued.</b>			
<b>4. DEPARTMENT OF COMMERCE—Continued.</b>			
4. Bureau of Foreign and Domestic Commerce—			
1. Salaries.....	\$260,000.00	\$260,000.00	\$257,802.91
2. Commercial attachés.....	380,000.00	320,000.00	300,728.59
3. Promoting commerce, etc.....	2,795,000.00	2,640,000.00	2,278,583.18
Total, Bureau of Foreign and Domestic Commerce.....	3,435,000.00	3,220,000.00	2,837,114.68
5. Coast and Geodetic Survey—			
1. Salaries and expenses.....	925,000.00	915,000.00	862,074.53
2. Pay of personnel of vessels.....	640,000.00	640,000.00	591,403.41
3. Field expenses.....	595,000.00	600,000.00	640,481.61
4. Repairs of vessels.....	80,000.00	81,000.00	78,757.27
5. Miscellaneous.....	60,000.00	65,000.00	708.00
Total, Coast and Geodetic Survey.....	2,300,000.00	2,301,000.00	2,173,424.82
6. Steamboat Inspection Service.....	1,060,000.00	1,050,000.00	1,009,500.51
7. Bureau of Navigation.....	500,000.00	550,000.00	516,409.17
8. Bureau of Lighthouses—			
1. Salaries.....	94,000.00	89,800.00	86,804.24
2. Lighthouse Service.....	9,300,000.00	9,180,000.00	8,795,054.22
Total, Bureau of Lighthouses.....	9,394,000.00	9,269,800.00	8,881,858.46
9. Bureau of Fisheries.....	1,750,000.00	1,814,000.00	1,543,495.34
10. Patent Office.....	2,750,000.00	2,720,000.00	3,702,562.41
11. Bureau of Mines.....	1,800,000.00	1,914,000.00	2,286,644.32
12. Public works—			
1. Existing projects—			
1. Lighthouses, beacons, fog signals, light vessels, etc.....	800,000.00	750,000.00	997,223.40
2. Fish hatcheries.....			7,008.00
Total, existing projects.....	800,000.00	750,000.00	1,004,231.40
2. New projects—			
1. Lighthouses, beacons, fog signals, light vessels, etc.....	500,000.00	250,000.00	
Total, new projects.....	500,000.00	250,000.00	
Total, public works, Department of Commerce.....	1,300,000.00	1,000,000.00	1,004,231.40
Add cash expenditures in excess of warrant distribution.....			29,079,059.44
Total, Department of Commerce, general expenditures.....	33,839,000.00	30,813,800.00	29,132,015.82
<b>5. (1) INTERIOR DEPARTMENT (exclusive of Indian Service and pensions)—</b>			
(a) General expenditures—			
1. Department proper—			
1. Salaries and expenses.....	709,990.00	638,647.00	682,958.25
2. Printing and binding.....	261,000.00	238,000.00	226,320.34
Total, department proper.....	970,990.00	876,647.00	909,278.59
2. General Land Office—			
1. Salaries and expenses.....	722,000.00	712,000.00	745,246.84
2. Registers and receivers.....	100,000.00	110,000.00	107,035.53
3. Contingent expenses, land offices.....	241,500.00	246,500.00	259,472.25
4. Protecting public lands, timber, etc.....	428,000.00	428,000.00	412,024.58
5. Surveying public lands.....	796,500.00	830,000.00	828,064.01
6. Repayments for lands erroneously sold.....	50,000.00	60,000.00	45,032.06
7. Reimbursement to State of Utah.....			90,000.00
8. Miscellaneous.....	1,000.00	15,000.00	
Total, General Land Office.....	2,339,000.00	2,401,500.00	2,486,875.27
3. Geological Survey.....	1,859,080.00	1,863,375.00	1,856,053.34
4. War Minerals Relief Commission—			
1. Adjustment and payment of mineral claims.....		1,268.00	
5. Bureau of Education.....	222,000.00	221,600.00	192,231.74

No. 2.—*Estimated expenditures, fiscal year 1928, compared with prior years*—Continued

## DETAIL BY CHARACTER OF EXPENDITURES UNDER ORGANIZATION UNITS—Continued

Classification	Estimated, 1928	Estimated, 1927	Actual, 1926
<b>L. ORDINARY EXPENDITURES—Continued.</b>			
<b>5. (1) INTERIOR DEPARTMENT—Continued</b>			
(a) General expenditures—Continued.			
6. National Park Service—			
1. Salaries.....	\$66,320.00	\$62,138.00	\$56,574.51
2. National parks.....	3,375,680.00	3,748,000.00	3,420,014.78
Total, National Park Service.....	3,442,000.00	3,810,138.00	3,476,589.29
7. Institutions—			
1. St. Elizabeths Hospital.....	801,000.00	801,000.00	781,215.56
2. Other.....	500,936.00	485,290.00	469,231.94
Total, institutions.....	1,301,936.00	1,286,290.00	1,250,447.50
8. Territories—			
1. Alaska (exclusive of special funds)—			
1. Salary, governor and secretary.....	10,600.00	10,600.00	10,709.38
2. Contingent expenses.....	12,000.00	12,482.00	13,591.23
3. Legislative expenses.....		45,760.00	1,587.30
4. Care and custody of insane in Alaska.....	161,000.00	159,248.00	158,033.32
5. Education of natives in Alaska.....	475,000.00	460,000.00	447,312.45
6. Medical relief in Alaska.....	150,000.00	145,000.00	157,527.39
7. Reindeer for Alaska.....	15,000.00	12,500.00	16,990.81
8. Suppressing liquor traffic in Alaska.....	15,000.00	16,000.00	16,967.99
Total, Alaska.....	838,600.00	861,590.00	822,719.87
2. Hawaii—			
1. Salaries, governor and secretary.....	15,400.00	15,400.00	12,400.00
2. Contingent expenses.....	4,500.00	4,500.00	4,198.44
3. Legislative expenses.....		30,000.00	
Total, Hawaii.....	19,900.00	49,900.00	16,598.44
Total, Territories.....	858,500.00	911,490.00	839,318.31
9. Miscellaneous.....			<sup>1</sup> 3,347.38
10. Nonadministrative expenses—			
1. Colleges for agriculture and mechanic arts.....	2,550,000.00	2,550,000.00	2,550,000.00
11. Public works—			
1. Existing projects—			
1. Buildings and grounds, Columbia Institution for the Deaf.....	24,000.00		
2. Buildings and grounds, Howard University.....	202,920.00	364,754.00	149,500.00
3. Buildings and grounds, Freedmen's Hospital.....			
4. Buildings and grounds, St. Elizabeths Hospital.....	125,000.00	155,000.00	212,706.29
5. Reclamation Service—			
1. Auxiliary reclamation fund, Yuma project, Arizona.....			<sup>1</sup> 29,047.03
2. Reclamation fund, construction and operation of reclamation projects.....	12,482,000.00	13,500,000.00	3,390,425.38
3. General investigations, Bureau of Reclamation.....	15,000.00	40,000.00	
4. Colorado River Flood Control.....	35,000.00	35,000.00	
Total, Reclamation Service.....	12,532,000.00	13,575,000.00	3,361,378.35
6. The Alaska Railroad—			
1. Maintenance and operation of river boats.....			<sup>1</sup> 9.58
2. Construction, maintenance, and operation of railroads in Alaska.....			<sup>1</sup> 162.49
3. Alaska Railroad.....	1,900,000.00	1,850,000.00	1,463,830.11
Total, Alaska Railroad.....	1,900,000.00	1,850,000.00	1,463,658.04
Total, existing projects.....	14,783,920.00	15,944,754.00	5,187,242.68
Total, public works, Interior Department.....	14,783,920.00	15,944,754.00	5,187,242.68

<sup>1</sup> Deduct—excess of credits.

No. 2.—*Estimated expenditures, fiscal year 1928, compared with prior years*—Continued

## DETAIL BY CHARACTER OF EXPENDITURES UNDER ORGANIZATION UNITS—Continued

Classification	Estimated, 1928	Estimated, 1927	Actual, 1926
<b>I. ORDINARY EXPENDITURES—Continued.</b>			
<b>5. (1) INTERIOR DEPARTMENT—Continued.</b>			
12. Special funds—			
1. Five, three, and two per cent funds, sales of lands .....	\$15,000.00	\$15,000.00	\$16,547.11
2. Deposits by individuals for surveying public lands .....	35,000.00	30,000.00	38,588.96
3. Public schools, Alaska fund .....	25,000.00	23,500.00	18,212.69
4. Payments to States under mineral-leasing act .....	2,800,000.00	3,180,000.00	3,460,458.37
5. Oregon and California land-grant fund .....	600,000.00	6,000,000.00	3,901,088.64
6. Other special funds .....	500.00	500.00	65,628.48
Total, special funds, Interior Department .....	3,475,500.00	9,249,000.00	7,500,524.25
13. Trust funds—			
1. Personal funds of patients, St. Elizabeths Hospital .....	195,000.00	195,000.00	190,518.99
2. Pension moneys, St. Elizabeths Hospital .....	30,000.00	25,000.00	17,190.00
3. Civil-service retirement fund, annuities, etc .....			10,275,000.00
4. Other trust funds .....			5,099.70
Total, trust funds, Interior Department .....	225,000.00	220,000.00	10,487,808.69
Total, Interior Department (exclusive of Indian Service and pensions), general expenditures .....	32,027,926.00	39,336,062.00	36,733,022.28
<b>5. (2) INDIAN SERVICE—</b>			
(a) General expenditures—			
1. Salaries, Indian Office .....	352,580.00	352,440.00	347,801.08
2. Current and contingent expenses .....	2,412,200.00	2,328,876.00	1,208,295.13
3. Fulfilling treaty obligations .....	914,560.00	915,809.00	601,602.48
4. Miscellaneous supports .....	864,000.00	840,510.00	840,430.25
5. Support of Indian schools .....	6,044,200.00	5,886,738.00	5,480,283.82
6. Interest on Indian trust-fund accounts .....	800,000.00	800,000.00	135,028.90
7. Civilization of the Sioux .....	175,000.00	180,000.00	176,902.10
8. Miscellaneous expenses .....	1,950,725.00	2,697,123.00	5,895,796.98
9. Trust funds—			
1. Indian moneys, proceeds of labor .....	1,500,000.00	1,500,000.00	219,574.87
2. Miscellaneous trust funds of Indian tribes .....	17,000,000.00	17,000,000.00	33,536,404.25
Total, trust funds .....	18,500,000.00	18,500,000.00	33,755,979.12
Total, Indian Service, general expenditures .....	32,013,265.00	32,501,496.00	48,442,119.86
<b>5. (3) PENSIONS—</b>			
(a) General expenditures—			
1. Salaries and expenses, Pension Office .....	1,366,000.00	1,382,700.00	1,422,734.95
2. Army pensions .....	212,200,000.00	224,700,000.00	198,690,240.49
3. Navy pensions .....	8,800,000.00	8,300,000.00	7,983,561.51
4. Fees of examining surgeons .....	500,000.00	390,000.00	515,819.59
5. Investigation, pension cases .....	130,000.00	95,000.00	98,233.23
6. Miscellaneous .....		14,500.00	6,537.60
Total, pensions, general expenditures .....	222,996,000.00	234,882,200.00	208,717,127.37
Add cash expenditures in excess of warrant distribution .....			293,892,269.51
Total, Interior Department, including Indian Service and pensions, general expenditures .....	287,037,191.00	306,719,758.00	301,759,049.28
(b) Civil-service retirement fund, investments .....	<sup>1</sup> 250,000.00	<sup>1</sup> 250,000.00	10,815,743.02
Total under Interior Department .....	286,787,191.00	306,469,758.00	312,574,792.30
<b>6. DEPARTMENT OF JUSTICE—</b>			
(a) General expenditures—			
1. Salaries and expenses .....	1,220,000.00	1,150,000.00	779,782.87
2. Detection and prosecution of crimes .....	2,400,000.00	2,250,000.00	2,231,930.01
3. Investigation and prosecution of war frauds .....		375,000.00	644,940.19
4. Printing and binding .....	290,000.00	324,000.00	225,379.30
5. Miscellaneous items .....	440,000.00	425,000.00	463,307.38
Total, Department of Justice proper .....	4,350,000.00	4,524,000.00	4,345,339.75

<sup>1</sup> Deduct—excess of credits.

No. 2.—*Estimated expenditures, fiscal year 1928, compared with prior years*—Continued

## DETAIL BY CHARACTER OF EXPENDITURES UNDER ORGANIZATION UNITS—Continued

Classification	Estimated, 1928	Estimated, 1927	Actual, 1926
<b>I. ORDINARY EXPENDITURES—Continued.</b>			
<b>7. JUDICIAL—</b>			
(a) General expenditures—			
1. Salaries, etc.—			
1. Supreme Court.....	\$290,000.00	\$290,000.00	\$234,778.44
2. Circuit, district, and retired judges.....	1,347,500.00	1,340,000.00	1,327,576.96
3. United States courts of customs appeals.....	86,000.00	83,800.00	83,059.89
4. Court of Claims.....	188,000.00	191,000.00	195,009.15
5. Territorial courts.....	150,000.00	150,000.00	156,527.21
6. National-park commissioners.....	11,160.00	11,160.00	10,000.00
Total salaries.....	2,072,660.00	2,065,960.00	2,006,951.65
2. Expenses, etc., United States courts—			
1. Salaries, fees, and expenses of marshals.....	3,650,000.00	3,400,000.00	3,512,068.89
2. Salaries and expenses of attorneys.....	2,900,000.00	2,685,000.00	2,879,655.72
3. Salaries and expenses of clerks.....	1,775,000.00	1,750,000.00	1,740,998.18
4. Fees of commissioners.....	600,000.00	500,000.00	516,119.93
5. Fees of jurors.....	1,900,000.00	1,575,000.00	1,603,029.47
6. Fees of witnesses.....	1,850,000.00	1,400,000.00	1,321,464.07
7. Pay of bailiffs.....	425,000.00	330,000.00	338,708.15
8. Support of prisoners.....	2,300,000.00	1,974,000.00	2,380,695.06
9. Operation and maintenance of penitentiaries.....	2,650,000.00	2,550,000.00	1,621,799.16
10. Probation system.....	50,000.00	50,000.00	
11. Miscellaneous items.....	1,000,000.00	950,000.00	1,119,999.68
Total expenses, etc., United States courts.....	19,100,000.00	17,164,000.00	17,034,538.31
3. Public works—			
1. Existing projects—			
1. United States penitentiary, Leavenworth, Kans.....	17,500.00	201,000.00	263,522.86
2. United States penitentiary, McNeil Island, Wash.....	143,000.00	126,000.00	15,000.00
3. Federal Industrial Institution for Women.....		1,350,000.00	339,953.77
4. United States penitentiary, Atlanta—Construction.....		200,000.00	
5. National Training School for Boys.....	75,000.00		
Total, public works, judicial.....	235,500.00	1,877,000.00	618,476.63
Total, judicial.....	21,408,160.00	21,106,960.00	19,659,966.59
Deduct warrant distribution in excess of cash expenditures.....			24,005,306.34
Total, under Department of Justice, general expenditures.....	25,758,160.00	25,630,960.00	23,774,129.23
<b>8. DEPARTMENT OF LABOR—</b>			
(a) General expenditures—			
1. General—			
1. Salaries.....	390,000.00	413,790.00	352,771.83
2. Printing and binding.....	195,000.00	206,431.00	209,249.88
3. Miscellaneous items.....	112,000.00	76,720.00	70,165.00
Total, general.....	697,000.00	696,941.00	632,186.71
2. Bureau of Labor Statistics.....	290,000.00	287,847.00	272,003.96
3. Bureau of Naturalization.....	745,000.00	719,019.00	729,651.90
4. Bureau of Immigration—			
1. Salaries.....	91,840.00	89,694.00	89,538.52
2. Regulating immigration.....	5,996,053.00	5,987,165.00	5,205,271.54
3. Miscellaneous.....			3,724.11
Total, Bureau of Immigration.....	6,087,893.00	6,076,859.00	5,298,534.17
5. Children's Bureau—			
1. Promotion of welfare and hygiene of maternity and infancy.....	1,000,000.00	950,000.00	955,320.09
2. Miscellaneous.....	290,000.00	300,209.00	343,476.38
Total, Children's Bureau.....	1,290,000.00	1,250,209.00	1,298,796.47
6. Employment Service.....	195,000.00	204,799.00	202,570.33
7. Women's Bureau.....	98,000.00	98,329.00	101,417.31
8. Miscellaneous.....	25,000.00	25,000.00	5,301.18
9. Public works, immigrant stations.....	55,000.00	61,250.00	72,735.86
Deduct warrant distribution in excess of cash expenditures.....			8,613,197.89
Total, Department of Labor, general expenditures.....	9,482,893.00	9,420,253.00	8,544,899.59

No. 2.—*Estimated expenditures, fiscal year 1928, compared with prior years*—Continued

## DETAIL BY CHARACTER OF EXPENDITURES UNDER ORGANIZATION UNITS—Continued

Classification	Estimated, 1928	Estimated, 1927	Actual, 1926
<b>I. ORDINARY EXPENDITURES—Continued.</b>			
<b>9. NAVY DEPARTMENT—</b>			
(a) General expenditures—			
1. Department proper—			
1. Salaries.....	\$3, 000, 000. 00	\$3, 060, 432. 00	\$2, 980, 698. 36
2. Contingent expenses.....	80, 000. 00	80, 000. 00	72, 079. 77
3. Printing and binding.....	555, 000. 00	540, 000. 00	453, 589. 73
4. Hydrographic Office.....	415, 000. 00	410, 000. 00	419, 416. 30
Total, department proper.....	4, 050, 000. 00	4, 090, 432. 00	3, 925, 784. 16
2. Naval Establishment—			
1. Increase of the Navy.....	30, 740, 000. 00	38, 030, 000. 00	25, 851, 740. 61
2. Scrapping of naval vessels.....		50, 000. 00	143, 150. 09
3. General account of advances.....			<sup>1</sup> 2, 983, 950. 22
4. Naval supply account fund.....			<sup>1</sup> 3, 040, 150. 19
5. Experimental and research laboratories.....	195, 000. 00	175, 000. 00	164, 357. 79
6. Naval working fund.....			<sup>1</sup> 89, 158. 36
7. Alterations to naval vessels.....	2, 750, 000. 00	9, 478, 000. 00	5, 270, 355. 16
8. Secretary's office—			
1. Pay, miscellaneous.....	1, 450, 000. 00	1, 450, 000. 00	1, 751, 690. 29
2. Miscellaneous items.....	132, 000. 00	140, 000. 00	137, 723. 63
Total, Secretary's office.....	1, 582, 000. 00	1, 590, 000. 00	1, 889, 413. 92
9. Bureau of Aeronautics.....	23, 000, 000. 00	18, 627, 000. 00	15, 528, 259. 13
10. Bureau of Supplies and Accounts—			
1. Pay of the Navy.....	120, 000, 000. 00	117, 850, 000. 00	119, 827, 268. 90
2. Provisions, Navy.....	19, 300, 000. 00	18, 500, 000. 00	19, 084, 620. 74
3. Maintenance.....	9, 400, 000. 00	9, 500, 000. 00	9, 308, 156. 20
4. Freight.....			60, 142. 59
5. Fuel and transportation.....	11, 800, 000. 00	13, 500, 000. 00	14, 261, 227. 59
6. Miscellaneous.....			<sup>1</sup> 34, 617. 90
Total, Bureau of Supplies and Accounts.....	160, 500, 000. 00	159, 350, 000. 00	162, 506, 798. 12
11. Bureau of Ordnance—			
1. Ordnance and ordnance stores.....	12, 000, 000. 00	10, 500, 000. 00	10, 067, 092. 89
2. Miscellaneous.....	630, 000. 00	930, 000. 00	912, 631. 22
Total, Bureau of Ordnance.....	12, 630, 000. 00	11, 430, 000. 00	10, 979, 724. 11
12. Bureau of Yards and Docks—			
1. Maintenance.....	6, 900, 000. 00	6, 900, 000. 00	6, 526, 357. 39
2. Miscellaneous.....	120, 000. 00	103, 000. 00	153, 652. 90
Total, Bureau of Yards and Docks.....	7, 020, 000. 00	7, 003, 000. 00	6, 680, 010. 29
13. Bureau of Navigation—			
1. Transportation.....	4, 500, 000. 00	3, 500, 000. 00	2, 985, 952. 35
2. Naval training stations.....	890, 000. 00	885, 000. 00	912, 114. 15
3. Organizing Naval Reserve.....	3, 550, 000. 00	3, 200, 000. 00	3, 434, 882. 11
4. Naval Home, Philadelphia.....	160, 000. 00	150, 000. 00	157, 918. 43
5. Recreation for enlisted men.....	400, 000. 00	400, 000. 00	468, 689. 04
6. Administrative expenses, World War adjusted compensation act.....			92, 567. 55
7. Naval War College.....			101, 029. 97
8. Miscellaneous.....	800, 000. 00	812, 000. 00	738, 989. 75
Total, Bureau of Navigation.....	10, 300, 000. 00	8, 947, 000. 00	8, 892, 143. 35
14. Bureau of Construction and Repair.....	16, 450, 000. 00	16, 790, 000. 00	16, 716, 287. 44
15. Bureau of Engineering—			
1. Engineering.....	18, 600, 000. 00	19, 000, 000. 00	17, 554, 515. 61
2. Miscellaneous.....	174, 000. 00	174, 500. 00	159, 800. 34
Total, Bureau of Engineering.....	18, 774, 000. 00	19, 174, 500. 00	17, 714, 315. 95

<sup>1</sup> Deduct—excess of credits.



No. 2.—*Estimated expenditures, fiscal year 1928, compared with prior years—Continued*

## DETAIL BY CHARACTER OF EXPENDITURES UNDER ORGANIZATION UNITS—Continued

Classification	Estimated, 1928	Estimated, 1927	Actual, 1928
<b>I. ORDINARY EXPENDITURES—Continued.</b>			
<b>9. NAVY DEPARTMENT—Continued.</b>			
(a) General expenditures—Continued.			
16. Bureau of Medicine and Surgery—			
1. Medical Department.....	\$1, 975, 000. 00	\$1, 955, 000. 00	\$1, 620, 077. 52
2. Miscellaneous.....	70, 000. 00	70, 000. 00	377, 686. 33
Total, Bureau of Medicine and Surgery.....	2, 045, 000. 00	2, 025, 000. 00	1, 997, 763. 85
17. Marine Corps—			
1. Pay, Marine Corps.....	14, 900, 000. 00	14, 160, 000. 00	15, 342, 706. 64
2. General expenses.....	7, 500, 000. 00	7, 500, 000. 00	8, 270, 583. 23
3. Miscellaneous.....			15, 859. 43
Total, Marine Corps.....	22, 400, 000. 00	21, 660, 000. 00	23, 597, 430. 44
18. Naval Academy.....	1, 905, 000. 00	1, 920, 000. 00	1, 810, 294. 01
19. Temporary government for West Indian Islands.....	280, 000. 00	280, 000. 00	383, 456. 47
20. Naval Observatory.....	150, 000. 00	149, 000. 00	125, 689. 59
21. Miscellaneous—			
1. Nonadministrative—Judgments of courts, relief acts, etc.....	1, 000, 000. 00	1, 504, 747. 00	1, 155, 423. 96
22. Public works—			
1. Existing projects—			
1. Navy yards and stations.....	1, 870, 000. 00	1, 979, 200. 00	2, 468, 080. 30
2. Depots for coal.....	10, 000. 00	60, 000. 00	42, 469. 99
3. Naval operating bases.....		2, 700. 00	155, 393. 26
4. Hospitals and medical supply depots.....	30, 000. 00	96, 000. 00	76, 413. 67
5. Marine barracks.....			93, 086. 86
6. Buildings and grounds, Naval Academy.....		14, 000. 00	
7. Naval training station, buildings.....	60, 000. 00	93, 000. 00	142, 327. 59
8. Naval magazines and proving grounds.....	15, 000. 00	89, 000. 00	104, 370. 67
9. Miscellaneous.....	384, 000. 00	519, 000. 00	175, 295. 54
Total, public works, existing projects.....	2, 369, 000. 00	2, 852, 900. 00	3, 257, 437. 88
2. New projects—			
1. Navy yards and stations.....		800, 000. 00	
2. Naval magazines and proving grounds.....		7, 500. 00	
3. Miscellaneous.....		330, 000. 00	
Total, public works, new projects.....		1, 137, 500. 00	
Total, public works.....	2, 369, 000. 00	3, 990, 400. 00	3, 257, 437. 88
23. Special funds—			
1. Naval hospital fund.....	1, 000, 000. 00	1, 700, 000. 00	2, 083, 064. 77
2. Fines and forfeitures.....	140, 000. 00	200, 000. 00	317, 556. 38
3. Clothing and small stores fund.....	6, 850, 000. 00	6, 700, 000. 00	6, 089, 670. 43
4. Ships' stores profits.....	310, 000. 00	320, 000. 00	334, 395. 35
Total, special funds.....	8, 300, 000. 00	8, 920, 000. 00	8, 824, 686. 93
24. Trust funds—			
1. Pay, Navy deposit fund.....	50, 000. 00	60, 000. 00	70, 053. 42
2. Pay, Marine Corps deposit fund.....	250, 000. 00	400, 000. 00	240, 375. 81
Total, trust funds.....	300, 000. 00	460, 000. 00	310, 429. 23
Add cash expenditures in excess of warrant distribution.....			311, 611, 693. 71
Total, Navy Department, (a) general expenditures.....	326, 740, 000. 00	335, 644, 079. 00	1, 131, 716. 10
<b>10. POST OFFICE DEPARTMENT—</b>			
Payable from the Treasury—			
(a) General expenditures, miscellaneous items (prior years).....			96, 388. 93
(e) Deficiencies in postal revenues.....	10, 689, 115. 00	22, 143, 548. 00	39, 506, 490. 29
Total, Post Office Department, payable from the Treasury.....	10, 689, 115. 00	22, 143, 548. 00	39, 602, 879. 22

¹ Deduct—excess of credits.

No. 2.—*Estimated expenditures, fiscal year 1928, compared with prior years—Continued*

## DETAIL BY CHARACTER OF EXPENDITURES UNDER ORGANIZATION UNITS—Continued

Classification	Estimated, 1928	Estimated, 1927	Actual, 1926
<b>1. ORDINARY EXPENDITURES—Continued.</b>			
<b>11. STATE DEPARTMENT—</b>			
(a) General expenditures—			
1. Department proper—			
1. Salaries and expenses.....	\$1, 133, 205. 00	\$1, 135, 940. 00	\$1, 040, 845. 69
2. Expenses, passport bureau.....	63, 000. 00	61, 425. 00	57, 011. 26
3. Printing and binding.....	190, 000. 00	155, 000. 00	161, 785. 61
4. Collecting and editing of official papers.....	20, 000. 00	19, 500. 00	
Total, department proper.....	1, 406, 205. 00	1, 371, 865. 00	1, 259, 642. 56
2. Foreign Service—			
1. Diplomatic and consular salaries.....	3, 442, 300. 00	3, 261, 350. 00	3, 237, 046. 74
2. Clerks, etc., at embassies and legations.....	360, 000. 00	353, 000. 00	349, 000. 83
3. Allowance for clerks at consulates.....	1, 555, 000. 00	1, 540, 000. 00	1, 491, 621. 25
4. Immigration of aliens.....	484, 720. 00	445, 000. 00	416, 608. 53
5. Embassy, legation, and consular buildings and grounds.....	400, 000. 00	806, 103. 00	254, 879. 41
6. Contingent expenses, foreign missions.....	762, 500. 00	730, 000. 00	689, 471. 78
7. Contingent expenses, consulates.....	960, 000. 00	950, 000. 00	906, 210. 98
8. Post allowances.....	24, 000. 00	23, 200. 00	51, 749. 16
9. Transportation of Foreign Service officers.....	275, 000. 00	265, 000. 00	246, 743. 25
10. Emergencies arising in the Foreign Service.....	400, 000. 00	300, 000. 00	213, 349. 80
11. Miscellaneous items.....	33, 050. 00	79, 350. 00	169, 830. 58
Total, Foreign Service.....	8, 696, 570. 00	8, 753, 003. 00	8, 026, 512. 31
3. International bureaus and commissions.....	1, 511, 111. 00	1, 332, 912. 00	1, 214, 346. 35
4. Nonadministrative expenses—			
1. Payment to Republic of Panama.....	250, 000. 00	250, 000. 00	250, 000. 00
2. Payment to Republic of Colombia.....		5, 000, 000. 00	5, 000, 000. 00
3. Relief and protection of American seamen.....	100, 000. 00	100, 000. 00	47, 407. 05
4. Rescuing shipwrecked American seamen.....	2, 000. 00	2, 000. 00	1, 001. 75
5. Prisons for American convicts in foreign lands.....	13, 000. 00	14, 000. 00	9, 093. 96
6. Miscellaneous items.....	3, 000. 00	1, 500. 00	1, 152. 00
Total, nonadministrative expenses.....	368, 000. 00	5, 367, 500. 00	5, 308, 654. 76
5. Trust funds—			
1. Foreign Service retirement fund, annuities, etc.....	65, 216. 00	64, 000. 00	63, 946. 25
2. Other trust funds.....	141, 233. 00	136, 140. 00	11, 589. 66
Total, trust funds.....	206, 449. 00	200, 140. 00	75, 535. 91
Add cash expenditure in excess of warrant distribution.....			15, 884, 691. 89
Total, State Department, general expenditures.....	12, 188, 335. 00	17, 025, 420. 00	16, 521, 348. 08
(o) Investment of Foreign Service retirement fund.....	101, 732. 00	97, 912. 00	100, 033. 44
Total under State Department.....	12, 290, 067. 00	17, 123, 332. 00	16, 621, 381. 52
<b>12. TREASURY DEPARTMENT—</b>			
(a) General expenditures—			
1. General—			
1. Secretary's office.....	157, 640. 00	154, 487. 00	171, 302. 02
2. Office of chief clerk and superintendent.....	600, 523. 00	1, 057, 200. 00	941, 180. 96
3. General Supply Committee.....	118, 750. 00	118, 200. 00	112, 138. 56
4. Office of Commissioner of Accounts and Deposits.....	79, 660. 00	80, 660. 00	20, 026. 50
5. Division of Bookkeeping and Warrants.....	568, 000. 00	563, 000. 00	564, 883. 72
6. Division of Deposits.....			15, 092. 01
7. Division of Supply.....	639, 400. 00		
8. Public Debt Service—			
1. Current expenses.....	2, 650, 000. 00	2, 650, 000. 00	3, 028, 457. 35
2. Expenses of loans.....	306, 540. 00	306, 540. 00	451, 440. 15
3. Distinctive paper for United States securities.....	1, 421, 715. 00	1, 446, 994. 00	1, 535, 450. 45
4. Preparation, custody, and delivery of Federal farm-loan bonds (reimbursable).....	71, 000. 00	71, 000. 00	
5. Preparation, custody, and delivery of Federal intermediate credit bank securities (reimbursable).....	3, 000. 00	3, 000. 00	
Total, Public Debt Service.....	4, 452, 255. 00	4, 477, 534. 00	4, 112, 467. 65

¹ Deduct—excess of credits

No. 2.—*Estimated expenditures, fiscal year 1928, compared with prior years*—Continued

## DETAIL BY CHARACTER OF EXPENDITURES UNDER ORGANIZATION UNITS—Continued

Classification	Estimated, 1928	Estimated, 1927	Actual, 1926
<b>I. ORDINARY EXPENDITURES—Continued.</b>			
<b>12. TREASURY DEPARTMENT—Continued.</b>			
(a) General expenditures—Continued.			
1. General—Continued.			
9. Division of Appointments.....	\$61, 200. 00	\$61, 200. 00	\$58, 735. 78
10. Division of Printing.....		52, 940. 00	54, 640. 89
11. Division of Mail and Files.....			19, 238. 58
12. Office of disbursing clerk.....	52, 880. 00	52, 876. 00	49, 877. 45
13. Printing and binding.....	820, 000. 00	820, 000. 00	826, 520. 29
14. Miscellaneous.....			249, 696. 69
15. World War Foreign Debt Commission.....		1, 800. 00	3, 971. 28
Total, general.....	7, 550, 308. 00	7, 439, 897. 00	7, 199, 772. 38
2. Customs Service—			
1. Salaries, Division of Customs.....			61, 639. 24
2. Collecting the customs revenues.....	17, 860, 000. 00	17, 448, 055. 00	16, 431, 857. 46
3. Compensation in lieu of moieties.....	150, 000. 00	155, 000. 00	127, 283. 00
4. Purchase of scales.....	100, 000. 00	100, 000. 00	119, 292. 80
Total, Customs Service.....	18, 110, 000. 00	17, 703, 055. 00	16, 740, 072. 50
3. Bureau of the Budget.....	183, 000. 00	180, 000. 00	164, 244. 10
4. Federal Farm Loan Bureau (see special funds).....			
5. Office of Treasurer of the United States—			
1. Salaries, office of Treasurer of the United States.....	1, 070, 000. 00	1, 073, 000. 00	1, 024, 342. 95
2. Salaries, office of Treasurer of the United States (national currency, reimbursable).....	310, 000. 00	316, 690. 00	268, 878. 73
3. Contingent expenses, office of Treasurer of the United States (national currency, reimbursable).....	165, 000. 00	148, 000. 00	153, 703. 98
Total, office of Treasurer of the United States.....	1, 545, 000. 00	1, 537, 690. 00	1, 446, 925. 66
6. Office of Comptroller of the Currency—			
1. Salaries, comptroller's office.....	235, 000. 00	218, 000. 00	212, 697. 01
2. Salaries, comptroller's office (national currency, reimbursable).....	48, 960. 00	60, 810. 00	56, 083. 18
3. Special examinations of national banks.....	1, 500. 00	1, 500. 00	1, 432. 26
Total, office of Comptroller of the Currency.....	285, 460. 00	280, 310. 00	270, 212. 45
7. Internal Revenue Service—			
1. Salaries, office of Commissioner of Internal Revenue.....	1, 860. 00	1, 860. 00	791, 912. 81
2. Expenses of collecting.....	34, 400, 000. 00	34, 714, 513. 00	33, 359, 971. 52
3. Enforcement of prohibition and narcotic acts.....	13, 135, 405. 00	12, 782, 900. 00	11, 003, 457. 13
Total, Internal Revenue Service.....	47, 537, 265. 00	47, 499, 273. 00	45, 155, 341. 46
8. Coast Guard.....	30, 410, 000. 00	27, 000, 000. 00	24, 991, 801. 56
9. Bureau of Engraving and Printing.....	7, 247, 590. 00	7, 384, 963. 00	7, 402, 467. 61
10. Secret Service Division.....	522, 640. 00	480, 756. 00	457, 906. 24
11. Public Health Service—			
1. Salaries and expenses.....	3, 591, 777. 00	3, 548, 000. 00	3, 419, 925. 68
2. Prevention of epidemic diseases.....	394, 167. 00	330, 000. 00	419, 259. 42
3. Pay of personnel and maintenance of hospitals.....	5, 626, 191. 00	5, 545, 000. 00	5, 129, 862. 54
4. Expenses, Division of Venereal Diseases.....	70, 415. 00	73, 750. 00	65, 006. 36
Total, Public Health Service.....	9, 682, 550. 00	9, 496, 750. 00	9, 034, 054. 00
12. Mint establishment—			
1. Salaries and expenses, Bureau of the Mint.....	47, 500. 00	46, 800. 00	43, 851. 59
2. Mints and assay offices.....	1, 612, 890. 00	1, 598, 880. 00	1, 559, 516. 44
Total, mint establishment.....	1, 660, 390. 00	1, 645, 680. 00	1, 603, 368. 03
13. Supervising Architect of the Treasury—			
1. Salaries.....	360, 000. 00	371, 720. 00	265, 085. 00
2. Operation and maintenance of public buildings.....	10, 415, 050. 00	10, 267, 550. 00	9, 221, 977. 11
3. Equipment, etc., public buildings.....	3, 070, 000. 00	3, 136, 700. 00	2, 586, 550. 35
Total, Supervising Architect of the Treasury.....	13, 845, 050. 00	13, 775, 970. 00	12, 073, 612. 46

No. 2.—*Estimated expenditures, fiscal year 1928, compared with prior years—Continued*

## DETAIL BY CHARACTER OF EXPENDITURES UNDER ORGANIZATION UNITS—Continued

Classification	Estimated, 1928	Estimated, 1927	Actual, 1926
<b>I. ORDINARY EXPENDITURES—Continued.</b>			
<b>12. TREASURY DEPARTMENT—Continued.</b>			
(a) General expenditures—Continued.			
14. Miscellaneous nonadministrative expenses—			
1. Charges on bullion sold.....			\$11, 499. 57
2. Promoting education of the blind.....	\$50, 000. 00	\$50, 000. 00	50, 000. 00
3. Premium on sinking-fund purchases.....	471, 935. 00	3, 826, 158. 00	5, 267, 173. 32
4. Capital stock payments Federal intermediate credit banks.....		12, 000, 000. 00	
Total, miscellaneous nonadministrative expenses.....	521, 935. 00	15, 876, 158. 00	5, 328, 672. 89
15. Public works—			
1. Existing projects—			
1. Customhouses, courthouses, post offices, etc.....	20, 000, 000. 00	14, 000, 000. 00	1, 825, 325. 15
2. Marine hospitals.....	1, 000, 000. 00	900, 000. 00	115, 147. 46
3. Quarantine stations.....	1, 000, 000. 00	500, 000. 00	150, 194. 71
4. Hospital facilities and construction.....		100, 000. 00	50, 333. 29
5. Remodeling and enlarging public buildings.....	500, 000. 00		
Total, public works, Treasury Department.....	22, 500, 000. 00	15, 500, 000. 00	2, 141, 000. 61
16. Special funds—			
1. National-bank examiners—Salaries and expenses.....	2, 250, 000. 00	2, 250, 000. 00	2, 204, 234. 20
2. Federal Farm Loan Bureau.....	646, 000. 00	678, 420. 00	452, 900. 54
3. Miscellaneous special funds.....	14, 000. 00	53, 750. 00	133, 640. 40
Total, special funds, Treasury Department.....	2, 892, 000. 00	2, 982, 170. 00	2, 623, 494. 34
17. Trust funds—			
1. Securities trust fund.....	800, 000. 00	800, 000. 00	801, 109. 31
2. Outstanding liabilities.....	1300, 000. 00	1300, 000. 00	1332, 699. 24
3. Miscellaneous trust funds.....			14, 819. 04
Total, trust funds, Treasury Department.....	500, 000. 00	500, 000. 00	463, 591. 03
Deduct warrant distribution in excess of cash expenditures.....			137, 096, 537. 32
Total, Treasury Department, (a) general expenditures.....	164, 993, 188. 00	169, 282, 672. 00	517, 813. 65
(b) Interest on the public debt.....	755, 000, 000. 00	785, 000, 000. 00	831, 937, 700. 16
(c) Refund of receipts, customs—			
1. Debentures or drawbacks, bounties or allowances.....	18, 000, 000. 00	12, 000, 000. 00	21, 743, 291. 68
2. Refund of excess of duties.....	6, 400, 000. 00	6, 000, 000. 00	6, 525, 931. 33
3. Philippine Islands, customs collections.....	5, 500. 00	5, 600. 00	4, 190. 82
4. Other refunds or drawbacks.....	5, 000. 00	5, 000. 00	5, 448. 78
Deduct warrant distribution in excess of cash expenditures.....			28, 278, 862. 61
Total refund of receipts, customs.....	24, 410, 500. 00	18, 010, 600. 00	534, 164. 83
(d) Refund of receipts, internal revenue—			
1. Refunding taxes erroneously collected.....	150, 000, 000. 00	150, 000, 000. 00	170, 520, 851. 11
2. Philippine Islands, internal revenue collections.....	800, 000. 00	800, 000. 00	2, 294, 545. 44
3. Porto Rico, internal revenue taxes collected in United States on articles produced in Porto Rico.....	5, 000. 00	5, 000. 00	
4. Additional income tax on railroads in Alaska.....	20, 000. 00	20, 000. 00	15, 573. 74
5. Other refunds.....	1, 405, 000. 00	1, 505, 000. 00	2, 509, 529. 97
Add cash expenditures in excess of warrant distribution.....			175, 340, 500. 26
Total refund of receipts, internal revenue.....	152, 230, 000. 00	152, 330, 000. 00	6, 879, 552. 75
Total ordinary expenditures, Treasury Department.....	1, 096, 633, 688. 00	1, 124, 623, 272. 00	1, 178, 481, 174. 62

<sup>1</sup> Deduct—excess of credits.

No. 2.—*Estimated expenditures, fiscal year 1928, compared with prior years—Continued*

## DETAIL BY CHARACTER OF EXPENDITURES UNDER ORGANIZATION UNITS—Continued

Classification	Estimated, 1928	Estimated, 1927	Actual, 1926
<b>II. REDUCTION IN PRINCIPAL OF THE PUBLIC DEBT REQUIRED TO BE PAID FROM ORDINARY RECEIPTS:</b>			
<b>12. TREASURY DEPARTMENT—Continued.</b>			
(a) Sinking fund—			
1. Third Liberty loan.....			\$317, 091, 750. 00
Total, sinking fund (a).....	\$353, 685, 150. 00	\$332, 232, 050. 00	317, 091, 750. 00
(b) Purchases from foreign repayments—			
1. Certificates of indebtedness.....			4, 393, 500. 00
Total, purchases from foreign repayments (b).....		27, 705, 027. 00	4, 393, 500. 00
(c) Foreign payments under debt settlement, principal and interest—			
1. Certificates of indebtedness.....			12, 300, 000. 00
2. First Liberty loan.....			42, 000, 000. 00
3. Treasury notes.....			110, 960, 000. 00
Total.....	208, 672, 476. 00	205, 218, 570. 00	165, 260, 000. 00
(d) Redemption of bonds and notes from estate taxes.....			
(e) Redemption of securities from Federal reserve banks and Federal intermediate credit banks, franchise-tax receipts—			
Old debt items.....	800, 000. 00	1, 000, 000. 00	567, 900. 69
(f) Retirements from gifts, forfeitures, and other miscellaneous receipts—			
1. First Liberty loan.....			7, 350. 00
2. Second Liberty loan.....			30, 950. 00
3. Third Liberty loan.....			13, 150. 00
4. Fourth Liberty loan.....			9, 250. 00
5. Victory Liberty loan notes.....			1, 100. 00
6. Treasury notes.....			100. 00
7. Treasury bonds.....			1, 000. 00
Total retirements from gifts, forfeitures, etc.....			62, 900. 00
Total net reduction in principal of the public debt required to be paid from ordinary receipts.....	563, 157, 626. 00	566, 155, 647. 00	487, 376, 050. 69
Total under Treasury Department.....	1, 659, 791, 314. 00	1, 690, 778, 919. 00	1, 665, 857, 225. 31
<b>I. ORDINARY EXPENDITURES:</b>			
<b>13. WAR DEPARTMENT—</b>			
1. Department proper—			
(a) General expenditures—			
1. Salaries and expenses.....	3, 939, 854. 00	3, 867, 232. 00	3, 887, 906. 16
2. Printing and binding.....	500, 000. 00	590, 000. 00	526, 156. 45
3. Administrative expenses, World War adjusted compensation act.....	17, 931. 00	231, 040. 00	600, 605. 24
Total, department proper.....	4, 457, 785. 00	4, 688, 272. 00	5, 014, 667. 85
2. Military Establishment—			
1. Support of the Army—			
1. Secretary of War.....	212, 000. 00	212, 410. 00	34, 376. 60
2. General Staff Corps.....	272, 538. 00	274, 055. 00	67, 332. 13
3. Adjutant General's Department.....	177, 629. 00	195, 020. 00	202, 197. 05
4. Finance Department—			
1. Pay of the Army.....	123, 341, 449. 00	120, 851, 648. 00	122, 784, 061. 74
2. Mileage of the Army.....	765, 000. 00	800, 000. 00	672, 102. 94
3. Pay of the Army deposit fund.....	1, 500, 000. 00	1, 500, 000. 00	1, 508, 126. 50
4. Army account of advances.....			4, 902, 287. 79
5. Miscellaneous.....	1, 301, 000. 00	1, 424, 976. 00	1, 343, 018. 71
Total, Finance Department.....	126, 907, 449. 00	124, 576, 624. 00	131, 209, 597. 68

No. 2.—*Estimated expenditures, fiscal year 1928, compared with prior years—Continued*

## DETAIL BY CHARACTER OF EXPENDITURES UNDER ORGANIZATION UNITS—Continued

Classification	Estimated, 1928	Estimated, 1927	Actual, 1926
<b>I. ORDINARY EXPENDITURES—Continued.</b>			
<b>18. WAR DEPARTMENT—Continued.</b>			
2. Military Establishment—Continued.			
1. Support of the Army—Continued.			
5. Quartermaster Corps—			
1. Subsistence of the Army	\$17, 676, 923. 00	\$18, 509, 298. 00	\$16, 108, 236. 78
2. Regular supplies of the Army	11, 580, 093. 00	11, 883, 112. 00	12, 633, 232. 88
3. Clothing and equipage	7, 597, 018. 00	7, 808, 138. 00	5, 585, 498. 69
4. Incidental expenses	3, 626, 724. 00	3, 585, 379. 00	3, 972, 548. 42
5. Army transportation	13, 519, 678. 00	14, 818, 685. 00	14, 197, 142. 19
6. Horses for Cavalry, Artillery, Engineers, etc.	232, 500. 00	1, 049, 905. 00	517, 845. 64
7. Maintenance of structures and utilities, and minor constructions	9, 343, 498. 00	8, 658, 804. 00	8, 025, 521. 48
8. Miscellaneous items	17, 400. 00	17, 400. 00	1 369, 692. 98
Total, Quartermaster Corps	63, 593, 834. 00	66, 330, 721. 00	60, 670, 333. 10
6. Signal Corps (Signal Service of the Army)	2, 326, 552. 00	1, 998, 470. 00	1, 593, 255. 39
7. Air Corps, Army	19, 577, 884. 00	15, 567, 255. 00	14, 900, 264. 19
8. Medical Department	3, 988, 370. 00	3, 842, 821. 00	940, 473. 12
9. Bureau of Insular Affairs	450. 00	950. 00	302. 50
10. Engineer Department	380, 541. 00	348, 085. 00	343, 107. 43
11. Ordnance Department—			
1. Ordnance Service	1, 023, 000. 00	1, 050, 100. 00	1, 133, 127. 04
2. Ordnance stores, ammunition and supplies	3, 351, 702. 00	3, 356, 555. 00	995, 561. 83
3. Manufacture of arms, rifles, and tanks	668, 848. 00	913, 640. 00	760, 190. 93
4. Field Artillery armament	1, 701, 790. 00	1, 613, 600. 00	1, 554, 355. 42
5. Arsenals	750, 000. 00	665, 800. 00	621, 562. 18
6. Miscellaneous	1, 912, 900. 00	3, 481, 803. 00	1 106, 166. 84
Total, Ordnance Department	9, 408, 240. 00	11, 081, 498. 00	4, 958, 630. 56
12. Chemical Warfare Service	1, 285, 680. 00	1, 349, 120. 00	966, 802. 81
13. Chief of Infantry	58, 876. 00	57, 996. 00	67, 922. 29
14. Chief of Cavalry	17, 172. 00	16, 942. 00	18, 182. 12
15. Chief of Field Artillery	22, 820. 00	20, 818. 00	23, 657. 39
16. Chief of Coast Artillery	24, 966. 00	24, 831. 00	28, 678. 36
17. Military Academy	2, 745, 587. 00	2, 847, 404. 00	2, 328, 711. 16
18. Training other than the Regular Army—			
1. National Guard	28, 855, 147. 00	30, 746, 943. 00	29, 483, 338. 86
2. Organized Reserves	3, 611, 763. 00	3, 721, 300. 00	3, 233, 137. 49
3. Citizens' military training	5, 327, 730. 00	6, 721, 564. 00	5, 959, 900. 18
4. National Board for Promotion of Rifle Practice	259, 840. 00	56, 300. 00	88, 742. 42
Total, training other than the Regular Army	38, 054, 480. 00	41, 246, 107. 00	38, 765, 118. 95
Total, support of the Army	269, 055, 068. 00	269, 991, 127. 00	262, 133, 610. 68
19. Public works—			
1. Military posts, buildings, acquisition of land, etc.	6, 600, 000. 00	4, 659, 922. 00	2, 121, 958. 12
2. Fortifications—			
1. Public works—			
1. Signal Corps	150, 000. 00	165, 396. 00	130, 383. 22
2. Engineer Department	480, 040. 00	532, 435. 00	557, 772. 32
3. Ordnance Department	1, 129, 427. 00	1, 201, 552. 00	895, 701. 17
4. Coast Artillery Corps	195, 280. 00	129, 330. 00	267, 740. 40
5. Panama Canal	1, 257, 391. 00	562, 995. 00	1, 153, 322. 38
Total, fortifications	3, 212, 138. 00	2, 591, 708. 00	3, 004, 919. 49
Total, public works	9, 812, 138. 00	7, 251, 630. 00	5, 126, 877. 61
Total, Military Establishment	278, 867, 206. 00	277, 242, 757. 00	267, 260, 488. 29

1 Deduct—excess of credits.

No. 2.—*Estimated expenditures, fiscal year 1928, compared with prior years*—Continued

## DETAIL BY CHARACTER OF EXPENDITURES UNDER ORGANIZATION UNITS—Continued

Classification	Estimated, 1928	Estimated, 1927	Actual, 1926
<b>I. ORDINARY EXPENDITURES—Continued</b>			
<b>13. WAR DEPARTMENT—Continued.</b>			
3. Nonmilitary activities—			
1. Finance Department	\$5,400.00	\$5,393.00	\$4,075.00
2. Quartermaster Corps (national cemeteries)	803,832.00	1,021,025.00	710,274.73
3. Signal Corps	168,080.00	175,672.00	168,951.70
4. Medical Department	44,100.00	77,430.00	47,645.58
5. Engineer Department—			
1. Public buildings and grounds			16,337.45
2. Miscellaneous civil works	41,600.00	26,165.00	14,056.00
Total, Engineer Department	41,600.00	26,165.00	30,393.45
6. Inland and coastwise waterways service		1,000,000.00	<sup>1</sup> 83.23
7. National military parks	199,312.00	294,289.00	153,792.40
8. Soldiers' homes—			
1. National homes for disabled volunteer soldiers	7,747,532.00	7,782,650.00	8,129,559.21
2. State homes for disabled volunteer soldiers	570,000.00	570,000.00	584,077.33
3. United States Soldiers' Home, Washington, D. C.—			
1. Interest account	118,600.00	118,000.00	117,704.04
2. Permanent fund	757,700.00	690,000.00	762,533.24
Total, United States Soldiers' Home, Washington, D. C.	876,300.00	808,000.00	880,237.28
Total, soldiers' homes	9,193,832.00	9,160,650.00	9,593,873.82
9. Nonadministrative—War claims and relief acts	3,000,000.00	6,223,083.00	1,674,710.38
10. Miscellaneous			9,726.81
11. Public works—			
1. Engineer Department—			
1. Rivers and harbors	66,546,550.00	69,524,205.00	65,521,669.44
2. Funds contributed for river and harbor improvements	2,750,000.00	2,750,000.00	3,481,883.75
3. Roads in Alaska—			
1. Construction and maintenance of roads, bridges, and trails	500,000.00	869,000.00	1,012,035.88
2. Wagon roads, bridges, and trails, Alaska fund	125,000.00	123,955.00	107,909.27
3. Funds contributed for improvement of roads, bridges, and ferries	100,000.00	98,709.00	132,394.78
Total, public works, nonmilitary activities	70,021,550.00	73,365,869.00	70,255,893.12
Total, nonmilitary activities	83,477,706.00	91,349,576.00	82,649,253.76
Add cash expenditures in excess of warrant distribution			349,909,742.05
Total, War Department, exclusive of Panama Canal, general expenditures	366,802,697.00	373,280,605.00	5,162,483.87
(f) Panama Canal—			
1. Maintenance and operations	7,272,189.00	8,122,754.00	6,841,731.83
2. Sanitation, Canal Zone	670,000.00	670,303.00	576,432.74
3. Civil government, Panama Canal Zone	1,100,000.00	1,001,554.00	1,001,169.00
Add cash expenditures in excess of warrant distribution			8,419,333.57
Total, Panama Canal	9,042,189.00	9,794,611.00	598,385.43
Total under War Department, including Panama Canal	375,844,886.00	383,075,216.00	9,017,719.00
			364,089,944.92

<sup>1</sup> Deduct—excess of credits.

14825—26—IV

No. 2.—*Estimated expenditures, fiscal year 1928, compared with prior years*—Continued

## DETAIL BY CHARACTER OF EXPENDITURES UNDER ORGANIZATION UNITS—Continued

Classification	Estimated, 1928	Estimated, 1927	Actual, 1926
<b>I. ORDINARY EXPENDITURES—Continued.</b>			
<b>14. DISTRICT OF COLUMBIA—</b>			
(a) General expenditures—			
1. General fund—			
1. General government.....	\$2, 623, 437. 00	\$1, 773, 281. 00	\$1, 337, 977. 95
2. Protection of life and property.....	6, 238, 725. 00	6, 056, 845. 00	5, 539, 683. 70
3. Health and sanitation.....	3, 467, 270. 00	3, 031, 600. 00	3, 066, 306. 80
4. Highways.....	3, 589, 500. 00	2, 942, 000. 00	2, 794, 081. 32
5. Charities and corrections.....	3, 536, 495. 00	4, 374, 505. 00	3, 424, 984. 78
6. Education.....	12, 024, 701. 00	11, 672, 000. 00	10, 111, 918. 49
7. Recreation.....	2, 223, 371. 00	1, 950, 000. 00	1, 478, 524. 28
8. Miscellaneous.....	213, 160. 00	363, 000. 00	123, 168. 54
Total, general fund.....	33, 916, 659. 00	32, 163, 231. 00	27, 876, 645. 86
2. Public service enterprises.....	1, 741, 210. 00	2, 500, 000. 00	3, 456, 464. 13
3. Trust and special funds.....	2, 217, 000. 00	2, 000, 000. 00	3, 077, 597. 46
Total, District of Columbia, general expenditures.....	37, 874, 869. 00	36, 663, 231. 00	34, 410, 707. 45
(n) Investment of teacher's retirement fund.....	320, 000. 00	305, 000. 00	297, 036. 87
Total under District of Columbia.....	38, 194, 869. 00	36, 968, 231. 00	34, 707, 744. 32
Unclassified items (deduct).....			232, 946. 52
Total ordinary expenditures.....	3, 008, 891, 588. 00	3, 077, 545, 946. 00	3, 097, 611, 822. 81
Total expenditures payable from ordinary receipts.....	3, 572, 049, 214. 00	3, 643, 701, 593. 00	3, 584, 987, 873. 50
<b>SUMMARY, INCLUDING POSTAL SERVICE</b>			
Legislative establishment.....	\$16, 113, 343. 00	\$16, 502, 758. 00	\$15, 776, 230. 41
Executive Office and independent establishments.....	623, 601, 266. 00	612, 033, 334. 00	606, 445, 735. 08
Department of Agriculture.....	152, 917, 110. 00	157, 097, 405. 00	155, 350, 432. 49
Department of Commerce.....	33, 839, 000. 00	30, 813, 800. 00	29, 132, 015. 82
Department of the Interior.....	286, 787, 191. 00	306, 469, 758. 00	312, 574, 792. 30
Department of Justice.....	25, 758, 160. 00	25, 630, 960. 00	23, 774, 129. 23
Department of Labor.....	9, 482, 893. 00	9, 420, 253. 00	8, 544, 899. 59
Navy Department.....	326, 740, 000. 00	335, 644, 079. 00	312, 743, 409. 81
Post Office Department (payable from the Treasury).....	10, 689, 115. 00	22, 143, 548. 00	39, 602, 879. 22
State Department.....	12, 290, 067. 00	17, 123, 332. 00	16, 621, 381. 52
Treasury Department.....	1, 659, 791, 314. 00	1, 690, 778, 919. 00	1, 665, 857, 225. 31
War Department.....	375, 844, 886. 00	383, 075, 216. 00	364, 089, 944. 92
District of Columbia.....	38, 194, 869. 00	36, 968, 231. 00	34, 707, 744. 32
Unclassified items.....			232, 946. 52
Total expenditures payable from ordinary receipts.....	3, 572, 049, 214. 00	3, 643, 701, 593. 00	3, 584, 987, 873. 50
Expenditures from postal revenues, exclusive of deficiency in postal revenues, which is included in expenditures from ordinary receipts.....	747, 500, 000. 00	705, 000, 000. 00	659, 819, 801. 08
Total expenditures.....	4, 319, 549, 214. 00	4, 348, 701, 593. 00	4, 244, 807, 674. 58

<sup>1</sup> Deduct—excess of credits.



## BUDGET STATEMENT No. 3

*Estimated receipts, exclusive of postal revenues, fiscal year 1928, compared with prior years—Continued*

## ORDINARY RECEIPTS DETAILED BY SOURCES UNDER ORGANIZATION UNITS

Classification	Estimated, 1928	Estimated, 1927	Actual, 1926
<b>1. LEGISLATIVE:</b>			
1. Senate—			
(i) Proceeds sale of surplus property.....	\$1,000.00	\$1,000.00	\$1,925.89
2. House of Representatives—			
(i) Proceeds sale of surplus property.....	1,000.00	1,000.00	390.85
(i) Other miscellaneous receipts—gifts and contributions.....			2,500.00
Total, House of Representatives.....	1,000.00	1,000.00	2,890.85
3. Office of Architect of the Capitol—			
(i) Proceeds sale of surplus property.....	2,150.00	2,650.00	3,455.17
(i) Other miscellaneous receipts—telephones.....	175.00		
Total, Office of Architect of the Capitol.....	2,325.00	2,650.00	3,455.17
4. Government Printing Office—			
(i) Proceeds sale of surplus property.....	75,000.00	75,000.00	53,173.13
(i) Other miscellaneous receipts—			
1. Deductions due civil-service retirement fund.....			.25
2. Sale of public documents.....	225,000.00	225,000.00	326,606.79
3. Reimbursement for Government property lost or damaged.....			5.75
Total, other miscellaneous receipts (i).....	225,000.00	225,000.00	326,612.79
Total, Government Printing Office.....	300,000.00	300,000.00	379,785.92
5. Library of Congress—			
(i) Proceeds sale of surplus property.....	1,000.00	900.00	903.60
(i) Other miscellaneous receipts—			
1. Copyright fees.....	190,000.00	185,000.00	177,682.56
2. Sale of photoduplications.....	2,900.00	2,900.00	
3. Work done by Library of Congress.....			2,616.96
4. Sale of card indexes.....	200,000.00	185,000.00	143,519.58
5. Gifts and contributions.....			45,917.03
Total, other miscellaneous receipts (i).....	392,900.00	372,900.00	369,736.13
Total, Library of Congress.....	393,900.00	373,800.00	370,639.73
6. Miscellaneous—			
(k) Receipts from miscellaneous sources credited direct to appropriations.....			14,242.46
(i) Other miscellaneous receipts.....			11,141.04
Total miscellaneous.....			25,383.50
Total, legislative receipts.....	698,225.00	678,450.00	784,081.06
<b>2. EXECUTIVE OFFICE AND INDEPENDENT ESTABLISHMENTS:</b>			
1. Executive Office—			
(i) Proceeds sale of surplus property.....	35.00	35.00	34.14
2. Alien Property Custodian—			
(i) Other miscellaneous receipts—telephone and telegraph service.....			54.43
3. Board of Tax Appeals—			
(i) Other miscellaneous receipts—fees.....	113,000.00	138,960.00	89,340.00
4. Federal Board for Vocational Education—			
(i) Proceeds sale of surplus property.....	60.00	60.00	63.63
(i) Other miscellaneous receipts—			
1. Interest on public deposits.....	50,500.00	56,000.00	63,004.36
2. Reimbursements—refund for electric current.....			271.38
Total, other miscellaneous receipts (i).....	50,500.00	56,000.00	63,275.74
Total, Federal Board for Vocational Education.....	50,560.00	56,060.00	63,339.37
5. Federal Power Commission—			
(i) Other miscellaneous receipts—			
1. Fees, fines, penalties, etc.—licenses and copying fees.....	365,000.00	285,500.00	245,021.71
2. Miscellaneous.....	100.00	100.00	
Total, other miscellaneous receipts (i).....	365,100.00	285,600.00	245,021.71

No. 3.—*Estimated receipts, exclusive of postal revenues, fiscal year 1928, compared with prior years—Continued*

## ORDINARY RECEIPTS DETAILED BY SOURCES UNDER ORGANIZATION UNITS—Continued

Classification	Estimated, 1928	Estimated, 1927	Actual, 1926
<b>2. EXECUTIVE OFFICE AND INDEPENDENT ESTABLISHMENTS—Continued.</b>			
6. Federal Reserve Board—			
(k) Receipts from miscellaneous sources credited direct to appropriations			\$244, 466. 67
(l) Other miscellaneous receipts—assessments on Federal Reserve Banks for salaries and expenses, Federal Reserve Board	\$2, 500, 000. 00	\$2, 500, 000. 00	2, 083, 899. 51
7. Federal Trade Commission—			
(l) Other miscellaneous receipts—reimbursement for Government property lost or damaged			1. 70
8. General Accounting Office—			
(i) Proceeds sale of surplus property	15, 000. 00	15, 000. 00	16, 234. 15
(l) Other miscellaneous receipts—interest on public deposits			267. 61
Total, General Accounting Office	15, 000. 00	15, 000. 00	16, 501. 76
9. Housing Corporation—			
(g) Proceeds Government-owned securities—all others—			
1. Interest, premium, discount, etc.—interest on loans	265, 000. 00	337, 000. 00	591, 248. 57
2. Repayment of loans (principal)	35, 000. 00	321, 000. 00	353, 992. 77
Total proceeds Government-owned securities—all others (g)	300, 000. 00	658, 000. 00	945, 241. 34
(i) Proceeds sale of surplus property—disposal of properties	1, 362, 000. 00	1, 487, 000. 00	2, 239, 195. 40
(l) Other miscellaneous receipts—revenue-producing enterprises—operation of properties	513, 000. 00	515, 000. 00	545, 040. 38
Total, Housing Corporation	2, 175, 000. 00	2, 660, 000. 00	3, 729, 477. 12
10. Interstate Commerce Commission—			
(f) Proceeds Government-owned securities—railroad securities—			
1. Repayments of loans to carriers	1, 399, 500. 00	2, 020, 000. 00	10, 317, 264. 65
2. Interest on loans to carriers	8, 477, 674. 00	9, 681, 000. 00	10, 501, 347. 54
Total proceeds Government-owned securities—railroad securities (f)	9, 877, 174. 00	11, 701, 000. 00	20, 818, 612. 19
(h) Trust-fund receipts (reappropriated for investment), general railroad contingent fund	3, 000, 000. 00	2, 000, 000. 00	1, 209, 175. 55
(i) Proceeds sale of surplus property			69. 00
(l) Other miscellaneous receipts—			
1. Fees, fines, penalties, etc.—certifying railroad tariffs, etc.	8, 000. 00	8, 000. 00	8, 224. 74
2. Reimbursements—			
1. Sale of printed forms	10, 000. 00	10, 000. 00	10, 131. 95
2. Reimbursement for Government property lost or damaged			7. 08
Total reimbursements	10, 000. 00	10, 000. 00	10, 139. 03
3. General railroad contingent fund			9, 064. 48
4. Miscellaneous	100. 00	100. 00	
Total, other miscellaneous receipts (l)	18, 100. 00	18, 100. 00	27, 428. 25
Total under Interstate Commerce Commission	12, 895, 274. 00	13, 719, 100. 00	22, 055, 284. 99
11. National Advisory Committee for Aeronautics—			
(l) Other miscellaneous receipts—Interest, premium, and discount, interest on public deposits			3. 30
12. Public Buildings and Public Parks of the National Capital—			
(i) Proceeds sale of surplus property	20, 500. 00	20, 500. 00	17, 975. 86
(l) Other miscellaneous receipts—reimbursement for Government property lost or damaged			36. 97
Total, Public Buildings and Public Parks of the National Capital	20, 500. 00	20, 500. 00	18, 012. 83

No. 3.—*Estimated receipts, exclusive of postal revenues, fiscal year 1928, compared with prior years—Continued*

## ORDINARY RECEIPTS DETAILED BY SOURCES UNDER ORGANIZATION UNITS—Continued

Classification	Estimated, 1928	Estimated, 1927	Actual, 1926
<b>2. EXECUTIVE OFFICE AND INDEPENDENT ESTABLISHMENTS—Continued.</b>			
<b>13. Railroad Administration—</b>			
(f) Proceeds Government-owned securities—railroad securities—			
1. Repayment of principal on obligations of carriers.....	\$33, 600. 00	\$33, 600. 00	\$3, 185, 100. 00
2. Sale of carriers' obligations.....		15, 050, 000. 00	5, 913, 000. 00
3. Interest on obligations of carriers.....	5, 491, 174. 00	5, 803, 654. 00	6, 818, 614. 68
Total proceeds Government-owned securities—railroad securities (f).....	5, 524, 774. 00	20, 887, 254. 00	15, 916, 714. 68
(i) Proceeds sale of surplus property.....			923. 41
(l) Other miscellaneous receipts—			
1. Interest on overpayment under sec. 209 of the transportation act of 1920, as amended.....			17, 811. 46
2. Miscellaneous reimbursements.....			124. 14
Total, other miscellaneous receipts (l).....			17, 935. 60
Total, Railroad Administration.....	5, 524, 774. 00	20, 887, 254. 00	15, 935, 573. 69
<b>14. Shipping Board and Emergency Fleet Corporation—</b>			
(g) Proceeds Government-owned securities—all others—			
1. Payments on principal—construction loan fund securities.....	1, 672, 145. 00	3, 185, 890. 00	6, 458, 567. 96
2. Payment on principal—other securities.....	2, 468, 558. 00	1, 727, 600. 00	
3. Interest on construction loan fund securities.....	821, 411. 00	567, 827. 00	299, 950. 84
4. Interest on other securities.....	528, 150. 00	484, 722. 00	
Total proceeds Government-owned securities all others (g).....	5, 490, 264. 00	5, 966, 039. 00	6, 758, 518. 80
(i) Proceeds sale of surplus property—ship sales and other property sales.....	10, 000, 000. 00	6, 355, 000. 00	
(k) Receipts from miscellaneous sources credited direct to appropriations—receipts from operation to be deposited for disbursement.....			144, 588. 79
(l) Other miscellaneous receipts—miscellaneous items.....			1, 303. 84
Total, Shipping Board and Emergency Fleet Corporation.....	15, 490, 264. 00	12, 321, 039. 00	6, 904, 411. 43
<b>15. Smithsonian Institution—</b>			
(i) Proceeds sale of surplus property—office material.....	101. 00	101. 00	101. 37
(l) Other miscellaneous receipts—telephone calls.....	9. 00	9. 00	
Total, Smithsonian Institution.....	110. 00	110. 00	101. 37
<b>16. United States Veterans' Bureau—</b>			
(h) Trust-fund receipts (reappropriated for investment)—premiums on converted insurance.....	45, 550, 000. 00	42, 731, 866. 00	38, 290, 345. 65
(i) Proceeds sale of surplus property.....	950, 000. 00	1, 150, 000. 00	362, 078. 73
(k) Receipts from miscellaneous sources credited direct to appropriations—			
1. Premiums on term insurance.....		5, 910, 780. 00	9, 875, 033. 69
2. Miscellaneous.....			499. 36
Total receipts from miscellaneous sources credited direct to appropriations (k).....		5, 910, 780. 00	9, 875, 533. 05
(l) Other miscellaneous receipts—			
1. Interest on investment of Government life insurance funds.....	10, 950, 000. 00	9, 001, 866. 00	6, 730, 905. 38
2. Premiums on converted insurance.....	12, 050, 000. 00	9, 918, 134. 00	6, 193, 879. 66
3. Rent of Government property.....			33, 077. 13
4. Reimbursements—			
1. Payment for quarters, subsistence, and laundry service.....			1, 166, 210. 98
2. Reimbursement for Government property lost or damaged.....			6. 00
Total reimbursements.....			1, 166, 216. 98
5. Trust funds—Deductions under civil service retirement and disability fund.....			295. 94
Total, other miscellaneous receipts (l).....	23, 000, 000. 00	18, 920, 000. 00	14, 124, 375. 09
Total, United States Veterans' Bureau.....	69, 500, 000. 00	68, 712, 646. 00	62, 652, 332. 52

No. 3.—*Estimated receipts, exclusive of postal revenues, fiscal year 1928, compared with prior years—Continued*

## ORDINARY RECEIPTS DETAILED BY SOURCES UNDER ORGANIZATION UNITS—Continued

Classification	Estimated,* 1928	Estimated, 1927	Actual, 1926
<b>2. EXECUTIVE OFFICE AND INDEPENDENT ESTABLISHMENTS—Continued.</b>			
17. Miscellaneous—			
(g) Proceeds Government-owned securities—all others—interest on bonds received in payment of loans of American citizens in Europe.....			\$56. 61
(k) Receipts from miscellaneous sources credited direct to appropriations.....			26, 272. 28
(l) Other miscellaneous receipts—reimbursement of relief money furnished American citizens in Europe.....			2, 670. 82
Total miscellaneous.....			28, 999. 71
Total, Executive Office and Independent Establishments.....	\$108, 649, 617. 00	\$121, 316, 304. 00	114, 066, 856. 25
<b>3. DEPARTMENT OF AGRICULTURE:</b>			
(g) Proceeds Government-owned securities—all others—Interest on farmers' seed grain loans.....	2, 000. 00	6, 000. 00	13, 500. 00
(i) Proceeds sale of surplus property—			
1. Surplus war material.....		78, 500. 00	146, 187. 29
2. Sales of agricultural products and livestock.....	53, 000. 00	53, 000. 00	57, 826. 59
3. Sales of furs and skins.....	18, 000. 00	18, 000. 00	6, 695. 77
4. Miscellaneous Government property.....	45, 000. 00	45, 000. 00	61, 763. 23
Total, proceeds sale of surplus property (i).....	116, 000. 00	194, 500. 00	272, 472. 88
(k) Receipts from miscellaneous sources credited direct to appropriations.....			8, 620. 09
(l) Other miscellaneous receipts—			
1. Public-domain receipts—forest reserve fund.....	6, 140, 000. 00	5, 810, 000. 00	5, 291, 545. 76
2. Revenue producing enterprises—			
1. United States telegraph lines.....	9, 000. 00	9, 000. 00	7, 789. 96
2. Center Market, Washington, D. C.....	250, 400. 00	250, 400. 00	245, 252. 28
3. Gifts and contributions, Forest Service.....	1, 800, 000. 00	1, 800, 000. 00	1, 925, 149. 48
4. Fees under United States warehouse act and game licenses, Alaska, etc.....	8, 400. 00	8, 400. 00	9, 181. 59
5. Reimbursements—			
1. Work performed by Department of Agriculture for individuals, corporations, and others.....	19, 000. 00	18, 000. 00	7, 803. 57
2. Inspection of food products.....	221, 400. 00	221, 400. 00	205, 521. 54
3. Cost of appeals under grain standards act.....	42, 000. 00	42, 000. 00	40, 634. 87
4. Reimbursement for Government property lost or damaged.....	1, 800. 00	1, 800. 00	2, 544. 46
5. Fumigation of cars and wagons on Mexican border.....	80, 000. 00	80, 000. 00	73, 610. 50
6. Collections under cotton standards act.....	80, 000. 00	80, 000. 00	80, 426. 22
Total reimbursements.....	444, 200. 00	443, 200. 00	410, 541. 16
6. Miscellaneous—			
1. Interest on public deposits.....			19. 40
2. Rent of public buildings, grounds, etc.....	2, 000. 00	2, 000. 00	2, 086. 00
3. Deductions due civil service retirement fund.....	3, 500. 00	3, 500. 00	2, 782. 32
4. Other miscellaneous items.....	500. 00	500. 00	
Total miscellaneous.....	6, 000. 00	6, 000. 00	4, 887. 72
Total, other miscellaneous receipts (l).....	8, 658, 000. 00	8, 327, 000. 00	7, 894, 347. 95
Total receipts, Department of Agriculture.....	8, 776, 000. 00	8, 527, 500. 00	8, 188, 940. 92
<b>4. DEPARTMENT OF COMMERCE:</b>			
(i) Proceeds sale of surplus property—miscellaneous.....	63, 500. 00	173, 462. 00	165, 384. 24
(k) Receipts from miscellaneous sources credited direct to appropriations.....			82, 837. 25
(l) Other miscellaneous receipts—			
1. Reimbursement for Government property lost or damaged.....	3, 000. 00	3, 000. 00	4, 338. 71
2. Work done by Department of Commerce.....			3, 536. 28
3. Fees, fines, penalties, etc.—			
1. Testing fees, Bureau of Standards and Bureau of Mines.....	60, 000. 00	53, 000. 00	33, 035. 02
2. Commerce collections.....	200, 000. 00	200, 000. 00	356, 511. 37
3. Fees on letters patent.....	3, 700, 000. 00	3, 488, 960. 00	3, 421, 404. 17
4. Miscellaneous items.....	11, 500. 00	11, 000. 00	5, 349. 47
Total fees, fines, penalties, etc.....	3, 971, 500. 00	3, 752, 960. 00	3, 816, 300. 03

No. 3.—*Estimated receipts, exclusive of postal revenues, fiscal year 1928, compared with prior years—Continued*

## ORDINARY RECEIPTS DETAILED BY SOURCES UNDER ORGANIZATION UNITS—Continued

Classification	Estimated, 1928	Estimated, 1927	Actual, 1926
<b>4. DEPARTMENT OF COMMERCE—Continued.</b>			
(l) Other miscellaneous receipts—Continued.			
4. Miscellaneous—			
1. Rent of public buildings, grounds, etc.....	\$4,000.00	\$4,000.00	\$5,138.63
2. Sale of sealskins.....	275,000.00	273,000.00	161,029.71
3. Sale of fox skins.....	50,000.00	49,000.00	16,667.66
4. Sale of charts and publications.....	60,000.00	50,000.00	64,433.27
5. Other.....	1,500.00	2,700.00	418.75
Total miscellaneous.....	390,500.00	378,700.00	247,688.02
Total, other miscellaneous receipts (l).....	4,365,000.00	4,134,660.00	4,071,863.04
Total receipts, Department of Commerce.....	4,428,500.00	4,308,122.00	4,320,084.53
<b>5. INTERIOR DEPARTMENT:</b>			
(i) Proceeds sale of surplus property.....	22,815.00	22,840.00	32,808.70
(k) Receipts from miscellaneous sources credited direct to appropriations.	5,640,000.00	5,860,000.00	7,752,447.38
(l) Other miscellaneous receipts—			
1. Other interest, premium, and discount—interest on deferred payments, Indian Service.....			330.00
2. Sales of Government property (serviceable)—			
1. Sales to Indians.....	100,000.00	100,000.00	113,984.79
2. Sales of publications and maps.....	48,000.00	48,000.00	15,015.94
3. Miscellaneous Government property.....			1,719.16
Total sales of Government property (serviceable).....	148,000.00	148,000.00	130,719.89
3. Public domain receipts—			
1. Sale of public lands.....	600,000.00	600,000.00	754,252.79
2. Depredations on public lands.....	25,000.00	25,000.00	304.75
3. Deposits by individuals for surveying public lands.....	30,000.00	30,000.00	24,706.84
4. Proceeds of town sites, lots, and camp sites.....	7,000.00	7,000.00	5,097.34
5. Sale of land, timber, etc. (Coos Bay and Oregon and California land-grant fund).....	800,000.00	800,000.00	835,202.39
6. Revenues of national parks and monuments.....	722,474.00	647,090.00	801,219.35
7. Receipts under mineral oil leasing acts.....	8,500,000.00	8,500,000.00	8,477,539.02
8. Royalties on coal mined and royalties and rentals on potash deposits.....	10,000.00	10,000.00	63,204.96
9. Rentals and sale of miscellaneous land and timber.....	25,000.00	25,000.00	13,175.40
Total public domain receipts.....	10,719,474.00	10,644,090.00	10,974,702.84
4. Fees, fines, penalties, etc: Miscellaneous fees, etc., Interior Department.....	758,750.00	759,200.00	659,669.38
5. Gifts and contributions.....			37.58
6. Repayments of investments (principal): Return of advances made to reclamation fund.....	1,000,000.00	1,000,000.00	1,000,000.00
7. Assessments—			
1. Construction charges.....	20,000.00	20,000.00	24,449.67
2. Drainage assessments.....	1,000.00	1,000.00	
Total assessments.....	21,000.00	21,000.00	24,449.67
8. Reimbursements—			
1. Costs collected from estates of deceased Indians.....	70,000.00	70,000.00	56,314.02
2. Reimbursements account appropriations made for Indian tribes.....	50,000.00	50,000.00	4,271.89
3. Surveying railroad and private land claims.....	10,000.00	10,000.00	6,606.42
4. Reimbursement for Government property lost or damaged.....	500.00	500.00	447.32
5. Miscellaneous.....	1,500.00	1,500.00	2,934.01
Total reimbursements.....	132,000.00	132,000.00	70,573.66
9. Miscellaneous—			
1. Rent of public buildings, etc.....	12,350.00	12,300.00	11,403.77
2. Alaska, licenses and sales receipts.....	500.00	500.00	
3. Unclaimed funds of patients, St. Elizabeths Hospital and Freedmen's Hospital.....	804.00	1,018.00	443.05
4. Other.....	26,160.00	26,170.00	918.41
Total miscellaneous.....	39,814.00	39,988.00	12,760.23

No. 3.—*Estimated receipts, exclusive of postal revenues, fiscal year 1928, compared with prior years*—Continued

## ORDINARY RECEIPTS DETAILED BY SOURCES UNDER ORGANIZATION UNITS—Continued

Classification	Estimated, 1928	Estimated, 1927	Actual, 1926
<b>5. INTERIOR DEPARTMENT—Continued.</b>			
(i) Other miscellaneous receipts—Continued.			
11. Trust funds—			
1. Indian moneys—			
1. Indian money, proceeds of labor	\$1, 500, 000. 00	\$1, 500, 000. 00	\$2, 672, 448. 98
2. Proceeds of sales and leases of Indian lands, timber, etc.	18, 000, 000. 00	20, 000, 000. 00	23, 623, 093. 02
3. Miscellaneous Indian moneys	40, 000. 00	40, 000. 00	29, 944. 32
Total, Indian moneys	19, 540, 000. 00	21, 540, 000. 00	26, 325, 486. 32
2. Civil-service retirement and disability funds—earnings			2, 204, 513. 36
3. Deductions due civil-service retirement fund and service-credit payments			76, 827. 60
4. Personal funds of patients, St. Elizabeths Hospital	195, 000. 00	200, 000. 00	202, 411. 25
5. Pension moneys, St. Elizabeths Hospital	70, 000. 00	75, 000. 00	72, 306. 23
6. Surveys within railroad land grants	5, 000. 00	10, 000. 00	
7. Outstanding liabilities: Lands	1, 000. 00	1, 000. 00	13, 109. 33
8. Unearned moneys: Lands	500. 00	500. 00	609. 09
Total trust fund receipts	19, 811, 500. 00	21, 826, 500. 00	28, 895, 263. 18
Total, other miscellaneous receipts (i)	32, 630, 538. 00	34, 570, 778. 00	41, 768, 506. 43
Total, Interior Department	38, 293, 353. 00	40, 453, 618. 00	49, 553, 762. 51
<b>6. DEPARTMENT OF JUSTICE:</b>			
(i) Proceeds sale of surplus property—			
1. Office material, etc.	5, 000. 00	5, 000. 00	56, 329. 13
2. Sale of property at Picon			100, 000. 00
Total proceeds sale of surplus property (i)	5, 000. 00	5, 000. 00	156, 329. 13
(k) Receipts from miscellaneous sources credited direct to appropriations			16, 505. 40
(l) Other miscellaneous receipts—			
1. Interest, premium, and discount—interest on public deposits	1, 500. 00	1, 500. 00	1, 543. 71
2. Reimbursements for Government property lost or damaged	500. 00	500. 00	241. 17
3. Reimbursement for printing record	12, 000. 00	12, 000. 00	13, 490. 51
4. Miscellaneous items	5, 000. 00	5, 000. 00	12, 182. 86
5. Revenue-producing enterprises—			
1. Operating textile mill, Atlanta, Ga.	75, 000. 00	75, 000. 00	
2. Operating shoe factory, Leavenworth, Kans.	25, 000. 00	10, 000. 00	
3. Sale of farm products and sealskins			2, 890. 35
Total revenue-producing enterprises	100, 000. 00	85, 000. 00	2, 890. 35
Total, other miscellaneous receipts (l)	119, 000. 00	104, 000. 00	30, 348. 60
Total, Department of Justice	124, 000. 00	109, 000. 00	203, 183. 13
<b>7. JUDICIAL:</b>			
(i) Proceeds sale of surplus property	5, 000. 00	5, 000. 00	3, 257. 15
(l) Other miscellaneous receipts—			
1. Fees, fines, penalties, etc.—			
1. Judicial fees and costs	225, 000. 00	225, 000. 00	214, 812. 52
2. Judicial emolument fees	1, 400, 000. 00	1, 400, 000. 00	1, 447, 574. 31
3. Judicial fines, penalties and forfeitures	1, 500, 000. 00	1, 500, 000. 00	1, 599, 218. 14
4. Fees collected outside incorporated towns, Alaska—Alaska fund	200, 000. 00	200, 000. 00	186, 603. 95
5. Collections under national prohibition act	5, 000, 000. 00	5, 000, 000. 00	5, 213, 101. 77
6. Miscellaneous			93, 646. 80
Total fees, fines, penalties, etc.	8, 325, 000. 00	8, 325, 000. 00	8, 754, 957. 49
2. Miscellaneous—			
1. Unclaimed moneys remaining in registry of courts 5 years or longer	200, 000. 00	200, 000. 00	173, 960. 13
2. Unclaimed wages of seamen remaining in registry of courts for 6 years or longer	100, 000. 00	100, 000. 00	84, 714. 38
Total miscellaneous	300, 000. 00	300, 000. 00	258, 674. 51
3. Trust funds—			
1. Deductions for civil-service retirement and disability fund			61. 87
Total other miscellaneous receipts (l)	8, 625, 000. 00	8, 625, 000. 00	9, 013, 693. 87
Total, Judicial	8, 630, 000. 00	8, 630, 000. 00	9, 016, 951. 02
Total under Department of Justice	8, 754, 000. 00	8, 739, 000. 00	9, 220, 134. 15

No. 3.—*Estimated receipts, exclusive of postal revenues, fiscal year 1928, compared with prior years—Continued*

## ORDINARY RECEIPTS DETAILED BY SOURCES UNDER ORGANIZATION UNITS—Continued

Classification	Estimated, 1928	Estimated, 1927	Actual, 1926
<b>8. DEPARTMENT OF LABOR:</b>			
(i) Proceeds sale of surplus property.....	\$500. 00	\$500. 00	\$846. 34
(k) Receipts from miscellaneous sources credited direct to appropriations.....			7, 430. 92
(l) Other miscellaneous receipts—			
1. Interest on public deposits.....		1, 500. 00	2, 448. 59
2. Fees, fines, penalties, etc.—			
1. Naturalization fees.....	750, 000. 00	750, 000. 00	477, 650. 00
2. Collections, Department of Labor.....			637, 749. 69
3. Forfeitures, bonds of aliens.....	100, 000. 00	100, 000. 00	189, 864. 73
4. Immigration head tax, privileges, fines, etc.....	3, 501, 200. 00	3, 501, 200. 00	3, 053, 924. 89
5. Immigration permits.....	350, 000. 00	350, 000. 00	323, 299. 33
6. Return passage money.....			25, 403. 54
Total fees, fines, penalties, etc.....	4, 701, 200. 00	4, 701, 200. 00	4, 707, 892. 18
3. Reimbursement for Government property lost or damaged.....			281. 92
4. Miscellaneous—			
1. Receipts from telephone service.....	350. 00	350. 00	477. 99
2. Care of aliens, Ellis Island Hospital.....	100, 000. 00	100, 000. 00	113, 892. 75
3. Other.....			362. 66
Total miscellaneous.....	100, 350. 00	100, 350. 00	114, 733. 40
Total, other miscellaneous receipts (l).....	4, 801, 550. 00	4, 803, 050. 00	4, 825, 356. 09
Total, Department of Labor.....	4, 802, 050. 00	4, 803, 550. 00	4, 833, 633. 35
<b>9. NAVY DEPARTMENT:</b>			
(i) Proceeds sale of surplus property—			
1. War supplies.....	150, 000. 00	500, 000. 00	1, 275, 211. 13
2. Miscellaneous, condemned materials, etc.....	500, 000. 00	600, 000. 00	1, 594, 960. 53
Total proceeds sale of surplus property (i).....	650, 000. 00	1, 100, 000. 00	2, 870, 171. 66
(k) Receipts from miscellaneous sources credited direct to appropriations—			
1. Collections credited to general account of advances.....			72, 040. 01
(l) Other miscellaneous receipts—			
1. Interest, premium, and discount—			
1. Interest on public deposits and daily balances.....	100. 00	100. 00	107. 55
2. Gain by exchange.....			1, 260. 17
3. Interest on debts due United States from individuals and corporations.....			21, 197. 04
4. Interest on advance payments to contractors.....	35, 000. 00	35, 000. 00	150, 611. 28
Total interest, premium, and discount.....	35, 100. 00	35, 100. 00	173, 176. 04
2. Revenue-producing enterprises—			
1. United States Navy radio service.....	150, 000. 00	150, 000. 00	200, 000. 00
2. United States Hydrographic Office, sale of charts.....	30, 000. 00	20, 000. 00	28, 300. 80
3. Profits from sale of ship's stores.....	320, 000. 00	340, 000. 00	346, 051. 27
Total revenue-producing enterprises.....	500, 000. 00	510, 000. 00	574, 352. 07
3. Fees, fines, penalties, etc.—Navy fines and forfeitures, and forfeitures by contractors.....	900, 000. 00	1, 000, 000. 00	1, 258, 809. 01
4. Public domain receipts—Royalties from naval petroleum reserves.....	3, 600, 000. 00	6, 500, 000. 00	
5. Assessments and reimbursements—			
1. Reimbursements, work performed by Navy Department.....	150, 000. 00	150, 000. 00	78, 182. 35
2. Reimbursement for Government property lost or damaged.....	50, 000. 00	50, 000. 00	41, 520. 78
3. Reimbursement by Kittery water district.....	15, 000. 00	15, 000. 00	13, 133. 67
4. Settlement of claims.....			1, 000, 000. 00
5. Miscellaneous.....	10, 000. 00	10, 000. 00	72, 280. 41
Total assessments and reimbursements.....	225, 000. 00	225, 000. 00	1, 205, 117. 21

No. 3.—*Estimated receipts, exclusive of postal revenues, fiscal year 1928, compared with prior years*—Continued

## ORDINARY RECEIPTS DETAILED BY SOURCES UNDER ORGANIZATION UNITS—Continued

Classification	Estimated, 1928	Estimated, 1927	Actual, 1926
<b>9. NAVY DEPARTMENT—Continued.</b>			
(i) Other miscellaneous receipts—Continued.			
6. Miscellaneous—			
1. Rent of public buildings, grounds, etc.....	\$100,000.00	\$100,000.00	\$118,562.57
2. Purchase of discharges, Navy and Marine Corps.....	2,000.00	2,000.00	2,650.53
3. Naval hospital fund.....	370,000.00	370,000.00	651,471.91
4. Clothing and small-stores fund.....	3,000,000.00	5,700,000.00	6,783,707.57
5. Other.....	100.00	100.00	23,273.11
Total miscellaneous.....	3,472,100.00	6,172,100.00	7,579,665.69
7. Trust funds—			
1. Pay of Marine Corps, deposit fund.....	350,000.00	350,000.00	281,129.58
2. Pay of Navy, deposit fund.....	50,000.00	50,000.00	52,484.00
3. Navy pension fund, principal.....	3,000.00	3,200.00	4,370.82
4. Other.....			946.47
Total trust fund receipts.....	403,000.00	403,200.00	338,930.87
Total other miscellaneous receipts (i).....	9,135,200.00	14,845,400.00	11,130,050.89
Total, Navy Department.....	9,785,200.00	15,945,400.00	14,072,262.56
<b>10. STATE DEPARTMENT:</b>			
(i) Proceeds sale of surplus property—			
1. Office material.....	1,000.00	1,000.00	
2. Miscellaneous Government property.....	10,000.00	10,000.00	6,696.61
Total proceeds sale of surplus property (i).....	11,000.00	11,000.00	6,696.61
(k) Receipts from miscellaneous sources credited direct to appropriations.....			129,742.96
(l) Other miscellaneous receipts—			
1. Interest, premium, and discount—			
1. Interest on public deposits.....	4,100.00	4,100.00	4,012.58
2. Interest on debts due United States from individuals.....	1,200.00	1,200.00	1,835.96
3. Gain by exchange.....	20,000.00	20,000.00	21,842.88
Total interest, premium, and discount.....	25,300.00	25,300.00	25,019.50
2. Fees, fines, penalties, etc.—			
1. Consular fees.....	6,828,000.00	6,828,000.00	7,112,202.59
2. Passport fees.....	1,500,000.00	1,500,000.00	1,512,480.09
3. Miscellaneous fees and penalties.....	4,300.00	4,300.00	131.73
Total fees, fines, penalties, etc.....	8,332,300.00	8,332,300.00	8,624,814.41
3. Reimbursements—			
1. Cost of extradition cases.....	4,500.00	4,500.00	4,776.40
2. Relief moneys furnished American citizens and prisoners of war.....	1,500.00	1,500.00	997.79
3. German Government's share of expenses, Mixed Claims Commissions.....	15,000.00	15,544.00	17,994.91
4. Reimbursement, expenses of Tripartite Claims Commission.....			2,015.01
5. Miscellaneous.....	250.00	250.00	29.89
Total reimbursements.....	21,250.00	21,794.00	25,814.00
4. Miscellaneous—			
1. Funds contributed as quota to Pan American Union.....	95,233.00	89,596.00	237,747.56
2. Other.....			794.67
Total miscellaneous.....	95,233.00	89,596.00	238,542.23
5. Trust funds—			
1. Claims of individuals.....	20,000.00	20,000.00	227.23
2. Wages due seamen.....			769.64
3. Estates of decedents.....			526.03
4. Service credits and interest on investments, Foreign Service retirement and disability fund.....	15,876.00	11,664.00	8,535.95
Total trust fund receipts.....	35,876.00	31,664.00	10,058.85
Total other miscellaneous receipts (l).....	8,509,959.00	8,500,654.00	8,924,248.99
Total, State Department.....	8,520,959.00	8,511,654.00	9,060,688.56

<sup>1</sup> Deduct—excess of credits.



No. 3.—*Estimated receipts, exclusive of postal revenues, fiscal year 1928, compared with prior years—Continued*

## ORDINARY RECEIPTS DETAILED BY SOURCES UNDER ORGANIZATION UNITS—Continued

Classification	Estimated, 1928	Estimated, 1927	Actual, 1926
<b>11. TREASURY DEPARTMENT:</b>			
(a) Customs.....	\$601,800,000.00	\$616,800,000.00	\$579,430,092.86
INTERNAL REVENUE			
(b) Income and profits tax.....	2,090,000,000.00	2,190,000,000.00	1,982,040,088.58
(c) Miscellaneous internal revenue.....	568,985,000.00	619,685,000.00	855,599,289.26
Total internal-revenue receipts.....	2,658,985,000.00	2,809,685,000.00	2,837,639,377.84
MISCELLANEOUS RECEIPTS			
(d) Proceeds of Government-owned securities—foreign obligations—principal—			
1. Repayments of unfunded loans (principal) to foreign governments, etc. (act of Sept. 24, 1917)—			
1. France.....		386,687.00	1,000.00
2. Italy.....			199,466.34
3. Rumania.....			4,451.54
4. Serbs, Croats, and Slovenes.....		7,112.00	
Total repayments of unfunded loans (principal) to foreign governments.....		393,799.00	204,917.88
2. Payment of obligations of foreign governments for sales of surplus war supplies—Nicaragua.....		31,883.00	84,207.29
3. Principal payments on funded obligations of foreign governments—			
1. Belgium.....	2,450,000.00	2,100,000.00	2,100,000.00
2. Czechoslovakia.....	3,000,000.00	3,000,000.00	3,000,000.00
3. Finland.....	50,000.00	49,000.00	47,000.00
4. France.....	32,500,000.00	39,631,943.00	
5. Great Britain.....	25,000,000.00	25,000,000.00	24,000,000.00
6. Hungary.....	10,435.00	10,230.00	10,018.00
7. Italy.....	5,000,000.00	5,000,000.00	5,000,000.00
8. Lithuania.....	32,750.00	31,720.00	30,225.00
9. Rumania.....	400,000.00	300,000.00	200,000.00
10. Serbs, Croats, and Slovenes.....	200,000.00	200,000.00	200,000.00
Total principal payments on funded obligations of foreign governments.....	68,643,185.00	75,322,893.00	34,587,243.00
Adjustment between cash and warrant distribution.....			34,876,368.17
Total proceeds of Government-owned securities, foreign obligations, principal (d).....	68,643,185.00	75,748,575.00	34,147,271.62
(e) Proceeds of Government-owned securities—foreign obligations—interest—			
1. Interest on loans to foreign governments—			
1. Belgium.....			17,234.66
2. Russia.....			40,936.14
Total interest on loans to foreign governments.....			58,170.80
2. Interest on obligations of foreign governments on account of sales of war supplies—			
1. Esthonia.....			1,441.88
2. France.....			20,202,888.19
3. Latvia.....			4,562.76
4. Nicaragua.....		7,800.00	18,958.91
Total interest on obligations of foreign governments on account of sales of war supplies.....		7,800.00	20,227,851.74
3. Interest on funded obligations of foreign governments on account of—			
1. Belgium.....	2,250,000.00	2,000,000.00	1,010,903.45
2. Esthonia.....	175,000.00	125,000.00	50,000.00
3. Finland.....	263,670.00	265,155.00	266,595.00
4. Great Britain.....	134,775,000.00	135,525,000.00	136,260,000.00
5. Hungary.....	58,423.00	58,732.00	59,036.23
6. Latvia.....	75,000.00	8,000.00	87,000.00
7. Lithuania.....	182,198.00	183,150.00	92,031.76
8. Poland.....	2,250,000.00	1,750,000.00	1,250,000.00
Total interest on funded obligations of foreign governments.....	140,029,291.00	139,915,037.00	139,075,566.44
Adjustment between cash and warrant distribution.....			159,361,588.98
Total proceeds of Government-owned securities—foreign obligations—interest (e).....	140,029,291.00	139,922,837.00	160,090,685.53

No. 3.—*Estimated receipts, exclusive of postal revenues, fiscal year 1928, compared with prior years—Continued*

## ORDINARY RECEIPTS DETAILED BY SOURCES UNDER ORGANIZATION UNITS—Continued

Classification	Estimated, 1928	Estimated, 1927	Actual, 1926
<b>11. TREASURY DEPARTMENT—Continued.</b>			
<b>MISCELLANEOUS RECEIPTS—continued</b>			
(g) Proceeds Government-owned securities—all others—			
1. Sale of farm-loan bonds.....		\$60,495,000.00	\$28,390,000.00
2. Liquidation of capital stock of Federal land banks.....	\$180,000.00	200,000.00	332,605.00
3. Interest on farm-loan bonds.....		100,000.00	3,648,139.22
4. Interest on temporary investments.....			454.54
Total proceeds Government-owned securities—all others (g).....	180,000.00	60,795,000.00	32,371,198.76
(i) Proceeds sale of surplus property—			
1. Office material.....	35,000.00	40,000.00	562,982.88
2. Land and buildings.....			515.00
3. Miscellaneous Government property.....	212,182.00	212,382.00	24,788.22
Total proceeds sale of surplus property (i).....	247,182.00	252,382.00	588,286.10
(k) Receipts from miscellaneous sources credited direct to appropriations.....			52,678.88
(l) Other miscellaneous receipts—			
1. Other interest, premium, and discount—			
1. Interest on public deposits.....	4,125,000.00	4,375,000.00	4,458,624.18
2. Interest repaid by central branch Union Pacific R. R.....			15,998.41
3. Gain by exchange.....			389.31
4. Miscellaneous items.....			4,086.51
Total other interest, premium, and discount.....	4,125,000.00	4,375,000.00	4,479,098.41
2. Fees, fines, penalties, etc.—			
1. Tax on circulation of Federal reserve and national banks.....	3,300,440.00	3,280,495.00	3,277,512.90
2. Franchise tax: Surplus earnings of Federal reserve and Federal intermediate credit banks.....	800,000.00	1,000,000.00	567,890.23
3. Fees, fines, etc., customs service.....	1,500,000.00	1,450,000.00	1,429,792.67
4. Collections under national prohibition and narcotic acts.....			17,170.55
5. Miscellaneous.....	4,200.00	6,588.00	8,387.74
Total fees, fines, penalties, etc.....	5,604,640.00	5,737,083.00	5,300,754.09
3. Assessments—			
1. Salaries and expenses, national bank examiners.....	2,250,000.00	2,250,000.00	2,492,387.16
2. Salaries and expenses, Federal Farm Loan Bureau.....	646,000.00	678,420.00	461,374.92
Total assessments.....	2,896,000.00	2,928,420.00	2,953,762.08
4. Reimbursements—			
1. Expenses of national currency.....	523,650.00	550,151.00	606,366.02
2. Fumigating and disinfecting vessels.....	625,000.00	625,000.00	623,768.17
3. Money recovered in narcotic and prohibition cases.....	10,000.00	10,000.00	
4. Expenses of international service of ice observation and patrol.....	125,000.00	230,000.00	131,099.17
5. Expenses of farm-loan bonds and credit-bank securities.....	74,000.00	74,000.00	
6. Care and treatment of pay patients.....	100,000.00	100,000.00	
7. Care of seamen.....			102,998.65
8. Reimbursement for Government property lost or damaged.....			2,374.10
9. Other.....	17,660.00	17,660.00	24,936.90
Total reimbursements.....	1,475,310.00	1,606,811.00	1,491,543.01
5. Miscellaneous—			
1. Profits on coinage, bullion deposits, etc.....	7,500,000.00	8,500,000.00	9,903,032.85
2. Rent of public buildings, grounds, etc.....	106,945.00	106,997.00	107,042.05
3. Revenue-producing enterprises.....			614.76
4. Gifts and contributions.....			4,082.23
5. Other.....	9,000.00	9,000.00	35,118.57
Total miscellaneous.....	7,615,945.00	8,615,997.00	10,049,890.46
6. Trust funds—miscellaneous.....			17,569.97
Total, other miscellaneous receipts (l).....	21,716,895.00	23,263,311.00	24,292,618.02
Total, miscellaneous receipts under Treasury Department.....	230,816,553.00	299,982,105.00	251,542,738.91
Total, Treasury Department.....	3,491,601,553.00	3,726,467,105.00	3,668,612,209.61

No. 3.—*Estimated receipts, exclusive of postal revenues, fiscal year 1928, compared with prior years—Continued*

## ORDINARY RECEIPTS DETAILED BY SOURCES UNDER ORGANIZATION UNITS—Continued

Classification	Estimated, 1928	Estimated, 1927	Actual, 1926
<b>12. WAR DEPARTMENT:</b>			
(g) Proceeds Government-owned securities—all others—dividends on capital stock.....			\$350,000.00
(i) Proceeds sale of surplus property—			
1. Office material.....	\$1,200.00	\$1,200.00	
2. Land and buildings.....	3,395,000.00	2,383,200.00	5,717,754.70
3. Ordnance material.....	90,000.00	100,000.00	182,577.81
4. War supplies.....	2,750,000.00	2,800,000.00	12,234,557.97
5. Garbage and refuse.....	68,600.00	68,600.00	
6. Salvage and miscellaneous material.....	1,002,000.00	1,007,400.00	2,393,443.70
Total proceeds sale of surplus property (i).....	7,306,800.00	6,360,400.00	20,528,334.18
(j) Panama Canal tolls, etc.—			
1. Tolls.....	23,000,000.00	23,000,000.00	22,920,493.06
2. Taxes, licenses, fines, etc., Canal Zone.....	225,000.00	225,000.00	216,816.81
3. Net profit, business operations.....	650,000.00	650,000.00	708,675.33
4. Proceeds of waterworks.....			95,932.03
5. Miscellaneous.....	125,000.00	125,000.00	64
Adjustment between cash and warrant distribution.....			23,941,917.87 706,650.71
Total, Panama Canal tolls, etc. (j).....	24,000,000.00	24,000,000.00	24,648,568.58
(k) Receipts from miscellaneous sources credited direct to appropriations—			
1. Collections on advance and deferred payments.....	1,509,900.00	2,198,200.00	265,212.12
(l) Other miscellaneous receipts—			
1. Interest, premium, and discount—			
1. Interest on advanced payments to contractors, deficiency act of Oct. 6, 1917.....	31,000.00	120,600.00	43,550.41
2. Interest on deferred payments.....	331,100.00	466,500.00	3,654.95
3. Interest on public deposits.....			50.20
4. Gain by exchange.....			926.62
5. Interest on debts due by individuals.....			38,655.15
6. Other.....	1,000.00	1,000.00	
Total interest, premium, and discount.....	363,100.00	588,100.00	86,837.33
2. Revenue producing enterprises—			
1. United States telegraph lines.....	250,000.00	250,000.00	266,421.37
2. United States transports.....	1,000.00	1,000.00	9,428.84
3. United States Army tank lines.....	12,000.00	12,000.00	1.15
4. United States telephone lines.....	4,000.00	4,000.00	
5. United States laundry and dry-cleaning operation.....	1,424,800.00	1,424,800.00	1,412,178.96
6. Receipts from stud fees.....	20,000.00	25,000.00	
7. Photographs and motion-picture films.....	7,000.00	7,000.00	
8. Miscellaneous.....	100,000.00	100,000.00	
9. Electric current (Dam No. 2).....	1,500,000.00	1,250,000.00	
Total revenue-producing enterprises.....	3,318,800.00	3,073,800.00	1,688,030.32
3. Fees, fines, penalties, etc.—			
1. Fines for violating regulations.....	800.00	865.00	318.59
2. Forfeitures by contractors.....	200.00	300.00	283.24
3. Other.....	25.00	25.00	1,117.57
Total fees, fines, penalties, etc.....	1,025.00	1,190.00	1,719.40
4. Gifts and contributions—			
1. Contributions for river and harbor improvements.....	3,250,000.00	3,250,000.00	3,872,545.23
2. Contributions for improvement of roads, bridges, and related works.....	135,000.00	135,000.00	143,308.99
3. Miscellaneous.....			77.00
Total gifts and contributions.....	3,385,000.00	3,385,000.00	4,015,931.22
5. Reimbursements—			
1. Work performed by War Department for individuals, corporations, and others.....	9,000.00	9,000.00	8,996.71
2. Reimbursement for Government property lost or damaged.....	2,000.00	2,000.00	3,599.92
3. Overhead charges on sales of supplies (commissary).....	175,000.00	175,000.00	192,853.52
4. Payment by German Government under terms of armistice.....	13,101,895.00	13,101,895.00	
5. Settlement of claims.....	50,000.00	50,000.00	300,198.42
6. Other.....	15,000.00	15,000.00	113,683.73
Total reimbursements.....	13,352,895.00	13,352,895.00	619,332.30

No. 3.—*Estimated receipts, exclusive of postal revenues, fiscal year 1928, compared with prior years*—Continued

## ORDINARY RECEIPTS DETAILED BY SOURCES UNDER ORGANIZATION UNITS—Continued

Classification	Estimated, 1928	Estimated, 1927	Actual, 1926
<b>12. WAR DEPARTMENT—Continued.</b>			
(l) Other miscellaneous receipts—Continued.			
6. Miscellaneous—			
1. Rent of public buildings, grounds, etc.....	\$945, 400. 00	\$946, 400. 00	\$1, 099, 086. 25
2. Replacing funds.....	2, 500, 000. 00	2, 516, 000. 00	.....
3. Other.....	1, 000. 00	1, 000. 00	3, 597. 36
Total miscellaneous.....	3, 446, 400. 00	3, 463, 400. 00	1, 102, 683. 61
7. Trust funds—			
1. Soldiers' Home permanent fund.....	757, 700. 00	690, 000. 00	454, 619. 70
2. Pay of the Army deposit fund.....	1, 500, 000. 00	1, 500, 000. 00	1, 691, 264. 18
3. Preservation birthplace of Lincoln.....	2, 000. 00	2, 000. 00	2, 040. 00
4. Other.....	.....	.....	59, 581. 39
Total trust fund receipts.....	2, 259, 700. 00	2, 192, 000. 00	2, 207, 505. 27
Total other miscellaneous receipts (l).....	26, 126, 920. 00	26, 056, 385. 00	9, 722, 039. 45
Total, War Department, exclusive of Panama Canal.....	34, 943, 620. 00	34, 614, 985. 00	30, 865, 585. 75
Total, War Department, including Panama Canal.....	58, 943, 620. 00	58, 614, 985. 00	55, 514, 154. 33
<b>13. DISTRICT OF COLUMBIA:</b>			
(h) Trust fund receipts (reappropriated for investment)—District of Columbia teachers' retirement fund.....	320, 000. 00	305, 000. 00	297, 036. 87
(k) Receipts from miscellaneous sources credited direct to appropriations.....	.....	.....	1, 390. 01
(l) Other miscellaneous receipts—			
1. Revenues of the District of Columbia—			
1. General fund.....	24, 500, 000. 00	23, 600, 000. 00	22, 188, 100. 18
2. Water funds.....	1, 400, 000. 00	1, 354, 000. 00	1, 231, 194. 93
3. Industrial Home School fund.....	4, 000. 00	4, 000. 00	2, 951. 30
4. Escheated estates relief fund.....	2, 000. 00	2, 000. 00	9, 996. 50
5. Gasoline tax, road and street fund.....	1, 300, 000. 00	1, 200, 000. 00	1, 029, 921. 92
6. Refund of excess rentals recovered by Rent Commission.....	.....	.....	2, 779. 56
Total revenues of the District of Columbia.....	27, 206, 000. 00	26, 160, 000. 00	24, 464, 944. 39
2. Trust funds—			
1. Teachers' retirement fund.....	30, 000. 00	20, 000. 00	16, 354. 73
2. Policemen and firemen's relief fund.....	460, 000. 00	450, 000. 00	522, 735. 12
3. Washington redemption fund.....	400, 000. 00	400, 000. 00	433, 022. 57
4. Permit fund.....	84, 000. 00	80, 000. 00	79, 306. 41
5. Miscellaneous trust-fund deposits.....	1, 000, 000. 00	1, 000, 000. 00	1, 034, 437. 82
Total trust funds.....	1, 974, 000. 00	1, 950, 000. 00	2, 085, 856. 65
3. United States receipts from District of Columbia sources.....	.....	.....	93, 977. 94
Total, other miscellaneous receipts (l).....	29, 180, 000. 00	28, 110, 000. 00	26, 644, 778. 98
Total District of Columbia.....	29, 500, 000. 00	28, 415, 000. 00	26, 943, 205. 86
Adjustment between cash and warrant distribution.....	.....	.....	548, 100, 542. 99
Total miscellaneous receipts.....	511, 968, 077. 00	600, 295, 688. 00	2, 414, 323. 55
Total ordinary receipts, exclusive of postal revenues.....	3, 772, 753, 077. 00	4, 026, 780, 688. 00	545, 686, 219. 44
<b>SUMMARY, INCLUDING POSTAL SERVICE</b>			
Legislative establishment.....	698, 225. 00	678, 450. 00	784, 081. 06
Executive office and independent establishments.....	108, 649, 617. 00	121, 316, 304. 00	114, 066, 856. 25
Department of Agriculture.....	8, 776, 000. 00	8, 527, 500. 00	8, 188, 940. 92
Department of Commerce.....	4, 428, 500. 00	4, 308, 122. 00	4, 320, 084. 53
Department of the Interior.....	38, 293, 353. 00	40, 453, 618. 00	49, 553, 762. 51
Department of Justice.....	8, 754, 000. 00	8, 739, 000. 00	9, 220, 134. 15
Department of Labor.....	4, 802, 050. 00	4, 803, 550. 00	4, 833, 633. 35
Navy Department.....	9, 785, 200. 00	15, 945, 400. 00	14, 072, 262. 56
State Department.....	8, 520, 959. 00	8, 511, 654. 00	9, 060, 688. 56
Treasury Department.....	3, 491, 601, 553. 00	3, 726, 467, 105. 00	3, 668, 612, 209. 61
War Department.....	58, 943, 620. 00	58, 614, 985. 00	55, 514, 154. 33
District of Columbia.....	29, 500, 000. 00	28, 415, 000. 00	26, 943, 205. 86
Adjustment between cash and warrant distribution.....	.....	.....	3, 965, 170, 013. 69
Total ordinary receipts.....	3, 772, 753, 077. 00	4, 026, 780, 688. 00	2, 414, 323. 55
Postal revenues.....	747, 500, 000. 00	705, 000, 000. 00	3, 962, 755, 690. 14
Total receipts.....	4, 520, 253, 077. 00	4, 731, 780, 688. 00	659, 819, 801. 08
			4, 622, 575, 491. 22

## BUDGET STATEMENT No. 4

*Estimated receipts, exclusive of postal revenues, fiscal year 1928, compared with prior years*

## ORDINARY RECEIPTS, UNDER CLASSIFICATION OF TREASURY DAILY STATEMENT

	Estimated receipts		Actual receipts, 1926 (on basis of Treasury Daily Statement)
	1928	1927	
(a) Customs, Treasury Department .....	\$601,800,000.00	\$616,800,000.00	\$579,430,092.86
INTERNAL REVENUE			
(b) Income and profits tax, Treasury Department .....	2,090,000,000.00	2,190,000,000.00	1,982,040,088.58
(c) Miscellaneous internal revenue, Treasury Department .....	568,985,000.00	619,685,000.00	855,599,289.26
MISCELLANEOUS RECEIPTS			
Proceeds Government-owned securities—			
Foreign obligations—			
(d) Principal, Treasury Department .....	68,643,185.00	75,748,575.00	34,147,271.62
(e) Interest, Treasury Department .....	140,029,291.00	139,922,837.00	160,090,685.53
(f) Railroad securities, principal and interest—			
1. Interstate Commerce Commission .....	9,877,174.00	11,701,000.00	20,818,612.19
2. Railroad Administration .....	5,524,774.00	20,887,254.00	15,916,714.68
Total, railroad securities, principal and interest (f) ..	15,401,948.00	32,588,254.00	36,735,326.87
(g) All others, principal and interest—			
1. Housing Corporation .....	300,000.00	658,000.00	945,241.34
2. Shipping Board and Emergency Fleet Corporation .....	5,490,264.00	5,966,039.00	6,758,518.80
3. Miscellaneous independent establishments .....			56.61
4. Department of Agriculture .....	2,000.00	6,000.00	13,500.00
5. Treasury Department .....	180,000.00	60,795,000.00	32,371,198.76
6. War Department .....			350,000.00
Adjustment between cash and warrant distribution .....			40,438,515.51
Total, all others, principal and interest (g) .....	5,972,264.00	67,425,039.00	5,870,136.10
(h) Trust fund receipts (reappropriated for investment):			
1. Interstate Commerce Commission .....	3,000,000.00	2,000,000.00	1,209,175.55
2. United States Veterans' Bureau .....	45,550,000.00	42,731,866.00	38,290,345.65
3. District of Columbia .....	320,000.00	305,000.00	297,036.87
Total trust fund receipts (reappropriated for investment) (h) ..	48,870,000.00	45,036,866.00	39,796,558.07
(i) Proceeds sale of surplus property:			
1. Senate .....	1,000.00	1,000.00	1,925.89
2. House of Representatives .....	1,000.00	1,000.00	390.85
3. Office of Architect of the Capitol .....	2,150.00	2,650.00	3,455.17
4. Government Printing Office .....	75,000.00	75,000.00	53,173.13
5. Library of Congress .....	1,000.00	900.00	903.60
6. Executive office .....	35.00	35.00	34.14
7. Federal Board for Vocational Education .....	60.00	60.00	63.63
8. General Accounting Office .....	15,000.00	15,000.00	16,234.15
9. Housing Corporation .....	1,362,000.00	1,487,000.00	2,239,195.40
10. Interstate Commerce Commission .....			69.00
11. Public Buildings and Public Parks of the National Capital ..	20,500.00	20,500.00	17,975.86
12. Railroad Administration .....			923.41
13. Shipping Board and Emergency Fleet Corporation .....	10,000,000.00	6,355,000.00	
14. Smithsonian Institution .....	101.00	101.00	101.37
15. United States Veterans' Bureau .....	950,000.00	1,150,000.00	362,078.73
16. Department of Agriculture .....	116,000.00	194,500.00	272,472.88
17. Department of Commerce .....	63,500.00	173,462.00	165,384.24
18. Department of the Interior .....	22,815.00	22,840.00	32,808.70
19. Department of Justice (proper) .....	5,000.00	5,000.00	156,329.13
20. Department of Justice (judicial) .....	5,000.00	5,000.00	3,257.15
21. Department of Labor .....	500.00	500.00	846.34
22. Navy Department .....	650,000.00	1,100,000.00	2,870,171.66
23. State Department .....	11,000.00	11,000.00	6,696.61
24. Treasury Department .....	247,182.00	252,382.00	588,286.10
25. War Department .....	7,306,800.00	6,360,400.00	20,528,334.18
Adjustment between cash and warrant distribution .....			27,321,111.32
Total, proceeds sale of surplus property (i) .....	20,855,643.00	17,233,330.00	1,749,098.73
(j) Panama Canal tolls, etc .....	24,000,000.00	24,000,000.00	24,648,568.58
(k) Receipts from miscellaneous sources credited direct to appropriations:			
1. Legislative, miscellaneous .....			14,242.46
2. Federal Reserve Board .....			244,466.67
3. Shipping Board and Emergency Fleet Corporation .....			144,588.79
4. United States Veterans' Bureau .....		5,910,780.00	9,875,533.05
5. Miscellaneous independent establishments .....			26,272.28

No. 4.—*Estimated receipts, exclusive of postal revenues, fiscal year 1928, compared with prior years—Continued*

## ORDINARY RECEIPTS, UNDER CLASSIFICATION OF TREASURY DAILY STATEMENT—Continued

		Estimated receipts		Actual receipts, 1926 (on basis of Treasury Daily Statement)
		1928	1927	
MISCELLANEOUS RECEIPTS—continued				
(k) Receipts from miscellaneous sources credited direct to appropriations—Continued.				
6. Department of Agriculture				\$8, 620. 09
7. Department of Commerce				82, 837. 25
8. Department of the Interior	\$5, 640, 000. 00	\$5, 860, 000. 00		7, 752, 447. 38
9. Department of Justice (proper)				16, 505. 40
10. Department of Labor				7, 430. 92
11. Navy Department				72, 040. 01
12. State Department				129, 742. 96
13. Treasury Department				52, 678. 88
14. War Department	1, 509, 900. 00	2, 198, 200. 00		265, 212. 12
15. District of Columbia				1, 390. 01
Total, miscellaneous receipts credited direct to appropriations (k)		7, 149, 900. 00	13, 968, 980. 00	18, 694, 008. 27
(l) Other miscellaneous receipts:				
1. House of Representatives				2, 500. 00
2. Office of Architect of the Capitol	175. 00			
3. Government Printing Office	225, 000. 00	225, 000. 00		326, 612. 79
4. Library of Congress	392, 900. 00	372, 900. 00		369, 736. 13
5. Legislative, miscellaneous				11, 141. 04
6. Alien Property Custodian				54. 43
7. Board of Tax Appeals	113, 000. 00	138, 960. 00		89, 340. 00
8. Federal Board for Vocational Education	50, 500. 00	56, 000. 00		63, 275. 74
9. Federal Power Commission	365, 100. 00	285, 600. 00		245, 021. 71
10. Federal Reserve Board	2, 500, 000. 00	2, 500, 000. 00		2, 083, 899. 51
11. Federal Trade Commission				1. 70
12. General Accounting Office				267. 61
13. Housing Corporation	513, 000. 00	515, 000. 00		545, 040. 38
14. Interstate Commerce Commission	18, 100. 00	18, 100. 00		27, 428. 25
15. National Advisory Committee for Aeronautics				3. 30
16. Public Buildings and Public Parks of the National Capital				36. 97
17. Railroad Administration				17, 935. 60
18. Shipping Board and Emergency Fleet Corporation				1, 303. 84
19. Smithsonian Institution	9. 00	9. 00		
20. United States Veterans' Bureau	23, 000, 000. 00	18, 920, 000. 00		14, 124, 375. 09
21. Miscellaneous independent establishments				2, 670. 82
22. Department of Agriculture	8, 658, 000. 00	8, 327, 000. 00		7, 894, 347. 95
23. Department of Commerce	4, 365, 000. 00	4, 134, 660. 00		4, 071, 863. 04
24. Department of the Interior	32, 630, 538. 00	34, 570, 778. 00		41, 768, 506. 43
25. Department of Justice (proper)	119, 000. 00	104, 000. 00		30, 348. 60
26. Department of Justice (judicial)	8, 625, 000. 00	8, 625, 000. 00		9, 013, 693. 87
27. Department of Labor	4, 801, 550. 00	4, 803, 050. 00		4, 825, 356. 09
28. Navy Department	9, 135, 200. 00	14, 845, 400. 00		11, 130, 050. 89
29. State Department	8, 509, 959. 00	8, 500, 654. 00		8, 924, 248. 99
30. Treasury Department	21, 716, 895. 00	23, 263, 311. 00		24, 292, 618. 02
31. War Department	26, 126, 920. 00	26, 056, 385. 00		9, 722, 039. 45
32. District of Columbia	29, 180, 000. 00	28, 110, 000. 00		26, 644, 778. 98
Adjustment between cash and warrant distribution				166, 228, 497. 22
Total, other miscellaneous receipts (l)		181, 045, 846. 00	184, 371, 807. 00	171, 433, 408. 50
Total ordinary receipts		3, 772, 753, 077. 00	4, 026, 780, 688. 00	3, 962, 755, 690. 14
SUMMARY				
(a) Customs	601, 800, 000. 00	616, 800, 000. 00		579, 430, 092. 86
Internal revenue:				
(b) Income and profits tax	2, 090, 000, 000. 00	2, 190, 000, 000. 00		1, 982, 040, 088. 58
(c) Miscellaneous internal revenue	568, 985, 000. 00	619, 685, 000. 00		855, 599, 289. 26
Miscellaneous receipts:				
Proceeds Government-owned securities—				
Foreign obligations—				
(d) Principal	68, 643, 185. 00	75, 748, 575. 00		34, 147, 271. 62
(e) Interest	140, 029, 291. 00	139, 922, 837. 00		160, 090, 685. 53
(f) Railroad securities	15, 401, 948. 00	32, 588, 254. 00		36, 735, 326. 87
(g) All others	5, 972, 264. 00	67, 425, 039. 00		34, 568, 379. 41
(h) Trust fund receipts (reappropriated for investment)	45, 870, 000. 00	45, 036, 866. 00		39, 796, 558. 07
(i) Proceeds sale of surplus property	20, 855, 643. 00	17, 233, 330. 00		25, 572, 012. 59
(j) Panama Canal, tolls, etc.	24, 000, 000. 00	24, 000, 000. 00		24, 648, 568. 58
(k) Receipts from miscellaneous sources credited direct to appropriations	7, 149, 900. 00	13, 968, 980. 00		18, 694, 008. 27
(l) Other miscellaneous receipts	184, 045, 846. 00	184, 371, 807. 00		171, 433, 408. 50
Total ordinary receipts		3, 772, 753, 077. 00	4, 026, 780, 688. 00	3, 962, 755, 690. 14

## BUDGET STATEMENT No. 5

*Estimated expenditures, fiscal year 1928, compared with prior years*

## SUMMARY BY CHARACTER OF EXPENDITURES EXCLUSIVE OF THE POSTAL SERVICE

Reference to statement	Page	Character of expenditure	Expenditures		
			Estimated, 1928	Estimated, 1927	Actual, 1926 <sup>1</sup>
2		Expenditures:			
		1. Current expenses, including equipment	\$980,919,365.00	\$985,732,183.00	\$981,537,587.05
		2. Nonadministrative expenses <sup>2</sup> —			
A30		1. Interest on public debt	755,000,000.00	785,000,000.00	831,937,700.16
A30		2. Premium on sinking-fund purchases	471,935.00	3,826,158.00	5,267,173.32
A24		3. Pensions	222,996,000.00	234,882,200.00	208,717,127.37
A17		4. U. S. Veterans' Bureau payments	362,201,043.00	362,513,345.00	331,208,865.13
A18		5. Vocational education and rehabilitation of persons disabled in industry	7,544,302.00	7,472,401.00	7,143,745.16
A19		6. Cooperative agricultural extension work	990,000.00	700,000.00	624,402.61
A23		7. Colleges for agricultural and mechanic arts	2,550,000.00	2,550,000.00	2,550,000.00
A28		8. Treaty payments	250,000.00	5,250,000.00	5,250,000.00
A30		9. Refunds and drawbacks	176,640,500.00	170,340,600.00	209,964,750.79
A17		10. Employees' compensation fund payments	2,587,800.00	2,608,800.00	2,330,968.16
A31		11. War claims and relief acts	3,000,000.00	6,223,083.00	1,674,710.38
		12. Other	2,778,390.00	3,267,927.00	2,817,446.75
		Total nonadministrative expenses <sup>2</sup>	1,537,009,970.00	1,584,634,514.00	1,609,486,889.83
		3. Construction work, including national defense structures—			
A20		1. Rural post roads	85,000,000.00	85,000,000.00	88,479,975.75
A33		2. Rivers and harbors	69,296,550.00	72,274,205.00	69,003,553.19
A17		3. Hospital facilities and construction for World War patients	2,000,000.00	4,600,000.00	5,149,557.94
A20		4. Acquisition of lands for protection of watersheds	990,000.00	987,000.00	750,164.63
A20		5. Forest road construction and development	7,502,000.00	9,932,971.00	9,171,173.22
A30		6. Public buildings under Treasury Department	21,000,000.00	14,900,000.00	1,940,472.61
		7. Construction under War Department other than rivers and harbors	11,287,138.00	9,009,094.00	7,000,779.72
A27		8. Construction under Navy Department	2,369,000.00	3,990,400.00	3,257,437.88
A22		9. Public works under Commerce Department	1,300,000.00	1,000,000.00	1,004,231.40
A23		10. Public works under Interior Department	14,783,920.00	15,944,754.00	5,187,242.68
		11. Other public works	3,772,730.00	5,684,668.00	1,501,891.45
		Total public works	219,301,338.00	223,322,992.00	192,446,480.47
A34		4. District of Columbia	37,874,869.00	36,663,231.00	34,410,707.45
A27		5. Deficiencies in postal revenues	10,689,115.00	22,143,548.00	39,602,879.22
1 A14		6. Operations in special accounts	21,930,000.00	5,180,000.00	9,593,666.19
2 A21		7. Investments—			
A30		1. Farmers' seed grain loans	10,000.00	14,500.00	<sup>3</sup> 85,607.60
		2. Subscriptions to capital stock Federal intermediate credit banks		12,000,000.00	
A31		8. Reduction in principal of public debt, payable from ordinary receipts—			
		1. Sinking fund	353,685,150.00	332,232,050.00	317,091,750.00
		2. Other	209,472,476.00	233,923,597.00	170,284,300.69
		Total reduction in principal of public debt, payable from ordinary receipts	563,157,626.00	566,155,647.00	487,376,050.69
		9. Special funds	18,495,250.00	24,950,260.00	23,236,386.86
		10. Trust funds—			
A24		1. Indian moneys	18,500,000.00	18,500,000.00	33,755,979.12
A24		2. Civil-service retirement fund			10,275,000.00
1 A14		3. Investment of trust funds	160,671,732.00	160,833,778.00	160,018,829.62
		4. Other	3,489,949.00	3,570,940.00	3,333,024.60
		Total trust funds	182,661,681.00	182,904,718.00	207,382,833.34
		Total expenditures	3,572,049,214.00	3,643,701,593.00	3,584,987,873.50

<sup>1</sup> On basis of Treasury daily statement of June 30, 1926.<sup>2</sup> Represents those disbursements of the Government which do not constitute expenses of administration, strictly speaking. Examples of such expenditures are interest on the public debt, pensions, grants, subsidies, and contributions, refunds and drawbacks, indemnities, military and naval insurance, and the like.<sup>3</sup> Deduct—excess of repayments.

## BUDGET STATEMENT No. 6

*Estimated receipts, fiscal year 1928, compared with prior years*

SUMMARY BY SOURCES OF REVENUE, EXCLUSIVE OF POSTAL REVENUES

Reference to statement	No.	Page	Source of revenue	Receipts		
				Estimated, 1928	Estimated, 1927	Actual, 1926
1	A15		1. Customs receipts.....	\$601,800,000.00	\$616,800,000.00	\$579,430,092.86
1	A15		2. Internal revenue receipts:			
			1. Income and profits tax.....	2,090,000,000.00	2,190,000,000.00	1,982,010,088.58
			2. Miscellaneous.....	568,985,000.00	619,685,000.00	855,599,289.26
			Total internal revenue.....	2,658,985,000.00	2,809,685,000.00	2,837,639,377.84
1	A15		3. Miscellaneous receipts:			
			1. Interest, premium, and discount—			
			1. Interest on loans to foreign governments.....		7,800.00	19,556,925.99
			2. Dividend on capital stock.....			350,000.00
			3. Interest on loans to railroads.....	13,968,848.00	15,484,654.00	17,319,962.22
			4. Premiums on term insurance.....		5,910,780.00	9,875,033.69
			5. Interest on bonds of foreign governments under funding agreements.....	140,029,291.00	139,915,037.00	139,804,662.99
			6. Gain by exchange.....	20,000.00	20,000.00	24,418.98
			7. Interest on miscellaneous obligations.....	2,017,361.00	2,022,849.00	1,201,493.95
			8. Interest on farm-loan bonds.....		100,000.00	3,648,139.22
			9. Interest on public deposits, etc.....	4,179,700.00	4,435,200.00	4,530,081.48
			Total interest, premium, and discount.....	160,215,200.00	167,896,320.00	196,310,718.52
			2. Sale of Government property—			
			1. Sale of war supplies.....	2,900,000.00	3,300,000.00	13,655,956.39
			2. Miscellaneous Government property.....	19,118,043.00	15,063,930.00	14,492,004.95
			Total sale of Government property.....	22,018,043.00	18,363,930.00	28,147,961.34
			3. Public-domain receipts—			
			1. Sale of public lands.....	600,000.00	600,000.00	754,252.79
			2. Receipts under mineral oil leasing acts.....	8,500,000.00	8,500,000.00	8,477,539.02
			3. Forest reserve fund.....	6,140,000.00	5,810,000.00	5,291,545.76
			4. National park revenues.....	722,474.00	647,090.00	797,446.35
			5. Royalties from naval petroleum reserves.....	3,600,000.00	6,500,000.00	
			6. Other.....	897,000.00	897,000.00	945,464.68
			Total public-domain receipts.....	20,459,474.00	22,954,090.00	16,266,248.60
			4. Federal reserve and Federal intermediate credit banks franchise tax.....	800,000.00	1,000,000.00	567,890.23
			5. Profits on coinage, bullion deposits, etc.....	7,500,000.00	8,500,000.00	9,903,032.85
			6. Revenue-producing enterprises—			
			1. Emergency Fleet Corporation, construction loan funds.....	4,140,703.00	4,913,490.00	6,603,156.75
			2. Panama Canal, tolls, profits, etc.....	24,000,000.00	24,000,000.00	23,725,100.42
			3. Other.....	4,691,200.00	4,443,200.00	3,090,611.64
			Total revenue-producing enterprises.....	32,831,903.00	33,356,690.00	33,418,868.81
			7. Rent of public buildings and grounds.....	1,170,695.00	1,171,697.00	1,385,423.55
			8. Fees, fines, penalties, forfeitures, etc.—			
			1. Consular and passport fees.....	8,328,000.00	8,328,000.00	8,624,682.68
			2. Tax on circulation of national banks.....	3,300,440.00	3,280,495.00	3,277,512.90
			3. Customs service.....	1,500,000.00	1,450,000.00	1,429,792.67
			4. Collections under enforcement of national prohibition act.....	5,000,000.00	5,000,000.00	5,230,147.12
			5. Navy fines and forfeitures.....	900,000.00	1,000,000.00	1,236,257.37
			6. Naturalization fees.....	750,000.00	750,000.00	477,650.00
			7. Immigration head tax.....	3,501,200.00	3,501,200.00	3,592,492.49
			8. Judicial.....	3,325,000.00	3,325,000.00	3,261,604.97
			9. Fees on letters patent.....	3,700,000.00	3,488,960.00	3,421,404.17
			10. Other.....	1,984,175.00	1,926,138.00	3,498,668.37
			Total fees, fines, penalties, etc.....	32,288,815.00	32,049,793.00	34,050,212.74
			9. Gifts and contributions—			
			1. For river and harbor improvements.....	3,250,000.00	3,250,000.00	3,872,545.23
			2. For Forest Service cooperative work.....	1,800,000.00	1,800,000.00	1,920,222.19
			3. Other.....	230,233.00	224,596.00	450,302.54
			Total gifts and contributions.....	5,280,233.00	5,274,596.00	6,243,069.96



No. 6.—*Estimated receipts, fiscal year 1928, compared with prior years—Continued*

## SUMMARY BY SOURCES OF REVENUE, EXCLUSIVE OF POSTAL REVENUES—Continued

Reference to statement		Source of revenue	Receipts		
No.	Page		Estimated, 1928	Estimated, 1927	Actual, 1926
1	A15	3. Miscellaneous receipts—Continued.			
		10. Miscellaneous unclassified receipts.....	\$3, 715, 798. 00	\$6, 415, 847. 00	\$7, 626, 493. 06
		11. Army and Navy miscellaneous collections.....	1, 509, 900. 00	2, 198, 200. 00	337, 252. 13
		12. War Department replacing funds.....	2, 500, 000. 00	2, 516, 000. 00	-----
		13. Repayments of investments—			
		1. Principal of unfunded loans made to foreign governments.....		425, 682. 00	289, 125. 17
		2. Repayment of principal of loans to railroads.....	1, 433, 100. 00	17, 103, 600. 00	19, 415, 364. 65
		3. Liquidation of capital stock, Federal land banks.....	180, 000. 00	200, 000. 00	332, 605. 00
		4. Sale of farm loan bonds.....		60, 495, 000. 00	28, 390, 000. 00
		5. Return of advances made to reclamation fund.....	1, 000, 000. 00	1, 000, 000. 00	1, 000, 000. 00
		6. Principal of loans made by Housing Corporation.....	35, 000. 00	321, 000. 00	353, 992. 77
		7. Principal of bonds of foreign governments under funding agreements.....	68, 643, 185. 00	75, 322, 893. 00	34, 587, 243. 00
		Total repayments of investments.....	71, 291, 285. 00	154, 868, 175. 00	84, 368, 330. 59
		14. Assessments and reimbursements—			
		1. Salaries and expenses, national-bank examiners.....	2, 250, 000. 00	2, 250, 000. 00	2, 492, 387. 16
		2. Expenses of redeeming national currency.....	523, 650. 00	550, 151. 00	606, 366. 02
		3. Reclamation.....	5, 640, 000. 00	5, 860, 000. 00	7, 724, 880. 38
		4. Work done for individuals, corporations, et al.....	178, 000. 00	177, 000. 00	103, 410. 87
		5. Assessments on Federal reserve banks and Federal intermediary credit and land banks.....	2, 574, 000. 00	2, 574, 000. 00	2, 545, 274. 43
		6. General railroad contingent fund.....	3, 000, 000. 00	2, 000, 000. 00	1, 218, 240. 03
		7. Payment by German Government under terms of the armistice.....	13, 101, 895. 00	13, 101, 895. 00	-----
		8. Settlement of claims, War and Navy Departments.....			1, 300, 198. 42
		9. Payment for quarters, subsistence, laundry, etc., Veterans' Bureau.....			1, 166, 210. 88
		10. Other.....	2, 555, 610. 00	2, 693, 574. 00	1, 980, 583. 75
		Total assessments and reimbursements.....	29, 823, 155. 00	29, 206, 620. 00	19, 137, 551. 94
3	A46	15. District of Columbia—			
		1. Revenues of the District of Columbia.....	27, 206, 000. 00	26, 160, 000. 00	24, 466, 334. 40
		2. United States receipts, District of Columbia sources.....			93, 977. 94
		Total, District of Columbia.....	27, 206, 000. 00	26, 160, 000. 00	24, 560, 312. 34
		16. Trust-fund receipts—			
		1. Government life-insurance fund—			
		1. Premiums on converted insurance.....	57, 600, 000. 00	52, 650, 000. 00	44, 484, 225. 31
		2. Interest.....	10, 950, 000. 00	9, 001, 866. 00	6, 730, 905. 38
		Total, Government life-insurance fund.....	68, 550, 000. 00	61, 651, 866. 00	51, 215, 130. 69
		2. Civil-service retirement and disability fund.....	3, 500. 00	3, 500. 00	2, 302, 161. 06
		3. Soldiers' Home permanent fund.....	757, 700. 00	690, 000. 00	454, 619. 70
		4. Army, Navy, and Marine Corps deposit funds.....	1, 900, 000. 00	1, 900, 000. 00	2, 024, 877. 76
		5. Indian moneys—			
		1. Proceeds of labor.....	1, 500, 000. 00	1, 500, 000. 00	2, 672, 448. 98
		2. Proceeds of sale of Indian lands and timber.....	18, 000, 000. 00	20, 000, 000. 00	23, 461, 952. 16
		3. Other.....	40, 000. 00	40, 000. 00	479, 521. 08
		Total Indian moneys.....	19, 540, 000. 00	21, 540, 000. 00	26, 613, 922. 26
		6. Miscellaneous trust funds.....	312, 376. 00	323, 364. 00	76, 920. 67
		7. District of Columbia trust funds.....	2, 294, 000. 00	2, 255, 000. 00	2, 382, 893. 52
		Total trust-fund receipts.....	93, 357, 576. 00	88, 363, 730. 00	85, 070, 525. 62
		Deduct excess of receipts by warrant over cash receipts.....			547, 393, 892. 28
		Total miscellaneous receipts.....	511, 968, 077. 00	600, 295, 688. 00	1, 707, 672. 84
1, 3	A15 A46	Total ordinary receipts, exclusive of postal revenues.....	3, 772, 753, 077. 00	4, 026, 780, 688. 00	3, 962, 755, 690. 14

## BUDGET STATEMENT No. 7

## POST OFFICE DEPARTMENT AND POSTAL SERVICE

*Estimated expenditures, fiscal year 1928, compared with prior years, detail statement by activities, etc.*

	Estimated, 1928	Estimated, 1927	Expended and obligated, 1926 (partly estimated)
<b>A. Post Office Department proper:</b>			
1. Salaries, Post Office Department—			
Office of the Postmaster General.....	\$207, 010. 00	\$202, 840. 00	\$208, 688. 00
Post Office Department buildings.....	233, 042. 00	225, 632. 00	225, 470. 00
Office of the First Assistant.....	416, 590. 00	406, 320. 00	390, 759. 00
Office of the Second Assistant.....	289, 330. 00	284, 920. 00	263, 933. 00
Office of the Third Assistant.....	694, 670. 00	678, 260. 00	674, 550. 00
Office of the Fourth Assistant.....	392, 250. 00	374, 860. 00	375, 116. 00
Office of the solicitor.....	59, 660. 00	57, 760. 00	56, 272. 00
Office of the chief inspector.....	159, 520. 00	148, 680. 00	134, 678. 00
Office of the purchasing agent.....	34, 170. 00	33, 300. 00	32, 586. 00
Bureau of Accounts.....	39, 350. 00	38, 280. 00	37, 528. 00
Total, salaries, Post Office Department.....	2, 525, 592. 00	2, 450, 852. 00	2, 399, 580. 00
2. Contingent expenses—			
1. Stationery.....	25, 000. 00	23, 000. 00	24, 140. 04
2. Fuel, repairs, etc.....	53, 000. 00	52, 000. 00	53, 583. 44
3. Telegraphing.....	6, 500. 00	6, 000. 00	5, 659. 23
4. Miscellaneous items.....	54, 000. 00	51, 000. 00	52, 377. 57
5. Furniture and filing cabinets.....	8, 000. 00	7, 500. 00	7, 965. 19
Total, contingent expenses.....	146, 500. 00	139, 500. 00	143, 725. 47
3. Printing and binding, Post Office Department.....	1, 150, 000. 00	1, 124, 620. 00	1, 095, 966. 55
4. Heat, light, and power, Post Office Department Building, Wash- ington, D. C.....	47, 000. 00	46, 000. 00	46, 874. 48
5. Claims for damages, Post Office Department.....		27, 000. 00	21, 805. 07
Total, Post Office Department proper.....	3, 869, 092. 00	3, 787, 972. 00	3, 707, 951. 57
<b>B. Postal Service:</b>			
1. General undistributed—			
1. Electric power, light, etc.....	8, 000. 00	7, 500. 00	7, 167. 49
2. Travel expenses, Postmaster General and Assistant Post- masters General.....	5, 000. 00	3, 700. 00	2, 305. 10
Total, general undistributed.....	13, 000. 00	11, 200. 00	9, 472. 59
2. Inspection service: Post-office inspectors.....	2, 778, 850. 00	2, 684, 400. 00	2, 612, 261. 29
3. Post offices—			
1. Compensation to postmasters.....	51, 690, 000. 00	50, 737, 500. 00	49, 822, 373. 00
2. Compensation to assistant postmasters.....	7, 225, 000. 00	7, 000, 000. 00	6, 860, 000. 00
3. Clerks (including temporary clerks and printers, mechanics, and skilled laborers).....	183, 400, 000. 00	172, 400, 000. 00	161, 657, 099. 00
4. Watchmen, messengers, and laborers.....	8, 250, 000. 00	7, 620, 000. 00	7, 072, 626. 00
5. Separating mails.....	515, 000. 00	500, 000. 00	660, 000. 00
6. Unusual conditions at post offices.....	100, 000. 00	100, 000. 00	110, 000. 00
7. City delivery carriers (including temporary carriers).....	122, 460, 000. 00	115, 500, 000. 00	108, 160, 000. 00
8. Vehicle service.....	19, 000, 000. 00	17, 394, 537. 00	17, 154, 633. 00
9. Car fare and bicycle allowance (includes special-delivery car fare).....	1, 325, 000. 00	1, 170, 000. 00	1, 062, 000. 00
10. Special-delivery fees.....	8, 400, 000. 00	8, 000, 000. 00	7, 525, 000. 00
11. Rent, light, and fuel.....	18, 100, 000. 00	16, 100, 000. 00	15, 000, 000. 00
12. Miscellaneous items.....	1, 750, 000. 00	1, 600, 000. 00	1, 200, 000. 00
Total, post offices.....	422, 215, 000. 00	398, 122, 037. 00	376, 283, 731. 00
4. Domestic transportation service—			
1. Power-boat service—			
1. Power boats.....	1, 443, 000. 00	1, 374, 839. 00	1, 438, 068. 00
2. Airplane and airplane service.....	4, 350, 000. 00	4, 000, 000. 00	1 2, 782, 422. 51
Total, power-boat service.....	5, 793, 000. 00	5, 374, 839. 00	4, 220, 490. 51
2. Railroad transportation and mail messenger service.....	111, 500, 000. 00	110, 000, 000. 00	106, 847, 793. 54

<sup>1</sup> Exclusive of \$101,818.47 for contract air mail service payable from appropriation "Railroad transportation and mail messenger service" and included in expenditures from that appropriation.

## POST OFFICE DEPARTMENT AND POSTAL SERVICE—Continued

No. 7.—*Estimated expenditures, fiscal year 1928, compared with prior years, detail statement by activities, etc.*—Contd.

	Estimated, 1928	Estimated, 1927	Expended and obligated, 1926 (partly estimated)
<b>B. Postal Service—Continued.</b>			
4. Domestic transportation service—Continued.			
3. Railway Mail Service—			
1. Salaries.....	\$56,900,000.00	\$55,800,000.00	\$52,774,740.25
2. Travel expenses and allowances.....	3,950,000.00	3,850,000.00	3,849,737.88
3. Miscellaneous items.....	1,250,000.00	1,155,000.00	1,063,334.55
Total, Railway Mail Service.....	62,100,000.00	60,805,000.00	57,687,812.68
4. Electric and cable car service.....	735,000.00	710,000.00	698,647.00
Total, domestic transportation.....	180,128,000.00	176,889,839.00	169,554,743.73
5. Foreign mail transportation service.....	8,700,000.00	7,800,000.00	6,767,228.00
6. Balances due foreign countries.....	1,850,000.00	1,700,000.00	1,563,249.28
7. Village delivery service.....	1,680,000.00	1,700,000.00	1,800,000.00
8. Rural Delivery Service.....	105,506,000.00	104,000,000.00	103,434,520.09
9. Star-route service—			
1. Alaska star-route service.....	170,000.00	145,000.00	147,735.00
2. Other star-route service.....	13,400,000.00	13,000,000.00	12,893,145.19
Total, star-route service.....	13,570,000.00	13,145,000.00	13,040,880.19
10. Manufacturing and repair operations—			
1. Manufacture of postage stamps and stamped paper.....	7,900,000.00	7,600,000.00	7,857,959.45
2. Mail bags and equipment.....	1,980,000.00	1,750,000.00	1,493,518.50
Total, manufacturing and repair operations.....	9,880,000.00	9,350,000.00	9,351,477.95
11. Losses and indemnities—			
1. Losses by fire, burglary, etc.....	70,000.00	70,000.00	88,127.25
2. Indemnities, domestic mail.....	3,250,000.00	3,450,000.00	3,000,000.00
3. Indemnities, international mail.....	75,000.00	65,000.00	33,000.00
4. Personal or property damage claims.....	10,000.00	9,500.00	9,598.45
Total, losses and indemnities.....	3,405,000.00	3,594,500.00	3,130,725.70
12. Miscellaneous—			
1. Payment of rewards.....	45,000.00	45,000.00	48,734.20
2. Unpaid money orders more than 1 year old.....	150,000.00	150,000.00	136,290.71
13. Other miscellaneous items:			
1. Stationery.....	825,000.00	770,500.00	724,462.47
2. Twine and tying devices.....	470,000.00	425,000.00	457,313.15
3. Post-office equipment and supplies (including office appliances).....	1,480,000.00	1,400,000.00	1,340,236.38
4. Shipment of supplies.....	67,750.00	62,750.00	64,040.00
5. Distribution of stamped envelopes.....	23,550.00	23,350.00	23,167.81
6. Labor-saving devices.....	600,000.00	535,000.00	531,325.91
7. Pneumatic-tube service.....	550,373.00	545,000.00	525,433.65
8. Rewards to postal employees for inventions.....	2,500.00	2,000.00	485.00
9. Freight, express, or motor transportation of equipment, etc.....	380,000.00	400,000.00	362,188.48
Total, other miscellaneous items.....	4,399,173.00	4,163,600.00	4,028,652.85
Total, miscellaneous.....	4,594,173.00	4,358,600.00	4,213,677.76
Total, Postal Service.....	754,320,023.00	723,355,576.00	691,661,967.58
Total expenditures, Postal Service and Post Office Department, including deficiencies payable from Treasury.....	758,189,115.00	727,143,548.00	695,369,919.15

## POST OFFICE DEPARTMENT AND POSTAL SERVICE—Continued

No. 7.—*Estimated expenditures, fiscal year 1928, compared with prior years, detail statement by activities, etc.*—Contd.

	Estimated, 1928	Estimated, 1927	Expended and obligated, 1926 (partly estimated)
<b>C. Postal Service receipts:</b>			
1. Sale of postage stamps and other stamped paper .....	\$621, 550, 000. 00	\$588, 500, 000. 00	\$552, 525, 348. 77
2. Second-class postage paid in money .....	36, 650, 000. 00	34, 400, 000. 00	31, 985, 997. 41
3. First, second, third, and fourth class postage paid in money under permit .....	58, 800, 000. 00	53, 100, 000. 00	47, 839, 276. 35
4. Box rents .....	8, 800, 000. 00	8, 450, 000. 00	8, 078, 346. 68
5. Foreign mail transit service .....	300, 000. 00	300, 000. 00	323, 398. 19
6. Fines and penalties .....	175, 000. 00	175, 000. 00	176, 399. 84
7. Dead letters .....	200, 000. 00	180, 000. 00	184, 489. 11
8. Revenues from money-order business .....	18, 200, 000. 00	17, 070, 000. 00	15, 919, 129. 33
9. Unpaid money orders more than one year old .....	750, 000. 00	750, 000. 00	796, 280. 39
10. Interest and profits, postal-savings system .....	1, 475, 000. 00	1, 475, 000. 00	1, 446, 234. 88
11. Miscellaneous sales of Government property and other miscella- neous receipts .....	600, 000. 00	600, 000. 00	544, 900. 13
<b>Total receipts</b> .....	<b>747, 500, 000. 00</b>	<b>705, 000, 000. 00</b>	<b>659, 819, 801. 08</b>
<b>D. Excess of expenditures over receipts</b> .....	<b>10, 689, 115. 00</b>	<b>22, 143, 548. 00</b>	<b>35, 550, 118. 07</b>
Less unliquidated obligations of 1926 .....			22, 148, 149. 61
<b>Excess of 1926 disbursements over 1926 receipts</b> .....			<b>13, 401, 968. 46</b>
<b>Plus expenditures pertaining to prior years—</b>			
1925 .....			16, 542, 831. 54
1924 .....			326, 982. 15
1923 and prior .....			132, 346. 86
<b>Plus adjustment to Treasury statement basis</b> .....			<b>30, 404, 129. 01</b>
<b>Deficiency in postal revenues</b> .....	<b>10, 689, 115. 00</b>	<b>22, 143, 548. 00</b>	<b>39, 506, 490. 29</b>

## BUDGET STATEMENT No. 8.

## Summary statements of various accounts, funds, and authorizations

	Receipts		Total available	Expenditures			Estimated value all assets, exclu- sive of cash balance
	Advances from appropriations	All other		Total expended	Deposited to credit miscel- laneous receipts and repayment of appropriations	Cash balance	
<b>UNITED STATES EMPLOYEES' COMPEN- SATION FUND</b> (Act Sept. 7, 1916)							
Accumulated total—							
June 30, 1925.....	\$17,025,000.00	\$239,964.95	\$17,264,964.95	\$17,192,727.30		\$72,237.65	
June 30, 1926.....	19,175,000.00	280,332.29	19,527,569.94	19,527,346.81		223.13	
Estimated, June 30, 1927.....	22,000,000.00	320,332.29	22,320,555.42	22,281,855.42		38,700.00	
Estimated, June 30, 1928.....	24,550,000.00	360,332.29	24,949,032.29	24,949,032.29			
<b>FEDERAL POWER COMMISSION</b> (Acts June 10, 1920; Mar. 3, 1925)							
Accumulated total—							
June 30, 1925.....		221,644.70	221,644.70	3,460.88	\$100,753.08	117,430.74	
June 30, 1926.....		466,629.81	466,629.81	7,842.02	216,737.34	242,050.44	
Estimated, June 30, 1927.....		752,156.85	752,156.85	13,617.06			
Estimated, June 30, 1928.....		1,117,156.85	1,117,156.85	23,617.06			
<b>UNITED STATES HOUSING CORPORATION</b> (Acts May 16, 1918; June 4, 1918)							
Accumulated total—							
June 30, 1925.....	73,909,032.20	32,793,406.52	106,702,438.72	77,861,381.21	28,221,885.53	619,171.98	\$10,365,511.24
June 30, 1926.....	74,472,767.86	36,326,078.66	110,798,846.52	78,445,822.17	31,737,872.49	615,151.86	7,091,537.23
Estimated, June 30, 1927.....	75,042,767.86	38,966,078.66	114,028,846.52	79,015,822.17	34,397,872.49	615,151.86	5,385,839.03
Estimated, June 30, 1928.....	75,592,767.86	41,016,078.66	116,753,846.52	79,565,822.17	36,572,872.49	615,151.86	3,990,839.03
<b>SMITHSONIAN INSTITUTION FUND</b> (Act 1946)							
Status June 30, 1923.....						11,531.63	
Fiscal year 1924.....		421,393.45	432,925.08	419,359.92		13,565.16	* 4,648,602.75
<sup>1</sup> For general purposes.....	\$69,090.15						
For purposes specified by donors.....	350,269.77						
Total.....	419,359.92						
<sup>2</sup> Smithsonian fund.....	\$541,379.63						
Other bequests.....	458,620.37						
Total.....	1,000,000.00						
Deposited in U. S. Treasury at 6 per cent interest. Income largely available for general purposes.....							
Freer bequest.....	\$3,442,256.25						
All other bequests.....	206,346.50						
Total.....	3,648,602.75						
Income restricted to purposes specified by donors.....							
Total fund.....	4,648,602.75						
<b>SEED GRAIN LOAN COLLECTIONS</b> (AGRICULTURE) (Acts Mar. 3, 1921; Mar. 20, 1922; Apr. 26, 1924)							
Accumulated total—							
June 30, 1925.....	3,851,497.04	2,787,116.18	6,638,613.22	3,926,415.89	2,694,986.76	17,210.57	
June 30, 1926.....	3,851,497.04	2,867,498.46	6,718,995.50	3,926,415.89	2,788,961.65	3,617.96	
<b>FREEDMEN'S HOSPITAL FUND</b> (INTERIOR) (Act June 26, 1912, vol. 37, p. 172)							
Fiscal year 1926.....		25,177.81	25,177.81	21,893.77	3,284.04		
Estimated, fiscal year 1927.....		25,784.04	25,784.04	22,000.00	3,784.04		
Estimated, fiscal year 1928.....		26,284.04	26,284.04	22,000.00	4,284.04		

## No. 8.—Summary statements of various accounts, funds, and authorizations—Continued

	Receipts		Total available	Expenditures			Estimated value all assets, exclu- sive of cash balance
	Advances from appropriations	All other		Total expended	Deposited to credit miscel- laneous receipts and repayment of appropriations	Cash balance	
<b>GENERAL LAND OFFICE, SPECIAL FUNDS—DEPOSITS BY INDIVIDUALS FOR SURVEYING PUBLIC LANDS (IN- TERIOR)</b>							
(R. S., p. 728, sec. 3689; acts Feb. 27, 1899, vol. 30, p. 892; Feb. 24, 1909, vol. 35, p. 645)							
Status June 30, 1925.....						\$779,798.70	
Fiscal year 1926.....		\$24,706.84	\$804,505.54	\$29,894.32		774,611.22	
Estimated, fiscal year 1927.....		45,000.00	819,611.22	40,000.00		779,611.22	
Estimated, fiscal year 1928.....		35,000.00	814,611.22	35,000.00		779,611.22	
<b>GENERAL LAND OFFICE, SPECIAL FUNDS—PAYMENTS TO STATES FROM RECEIPTS UNDER MINERAL LEASING ACT (INTERIOR)</b>							
(Act Feb. 25, 1920, vol. 41, p. 450)							
Status June 30, 1925.....						3,460,458.37	
Fiscal year 1926.....		3,172,540.99	6,632,999.36	3,460,458.37		3,172,540.99	
Estimated, fiscal year 1927.....		3,000,000.00	6,172,540.99	3,172,540.99		3,000,000.00	
Estimated, fiscal year 1928.....		3,000,000.00	6,000,000.00	3,000,000.00		3,000,000.00	
<b>GENERAL LAND OFFICE, SPECIAL FUNDS—COMPLETING SURVEYS WITHIN RAILROAD LAND GRANTS (INTERIOR)</b>							
(Act Mar. 2, 1895, vol. 28, p. 937)							
Status June 30, 1925.....						23,586.94	
Fiscal year 1926.....		5,000.00	28,596.94	7,054.98		21,541.96	
Estimated, fiscal year 1927.....		5,000.00	26,541.96	6,000.00		20,541.96	
Estimated, fiscal year 1928.....		3,000.00	23,541.96	4,000.00		19,541.96	
<b>PUBLIC SCHOOLS, ALASKA FUND (INTERIOR)</b>							
(Act Mar. 3, 1913)							
Status June 30, 1925.....						42,695.67	
Fiscal year 1926.....		46,651.00	89,346.67	18,212.69		71,133.98	
Estimated, fiscal year 1927.....		51,316.10	122,450.08	43,000.00		79,450.08	
Estimated, fiscal year 1928.....		53,881.90	133,331.98	51,600.00		81,731.98	
<b>PENSION MONEY, ST. ELIZABETHS HOSPITAL (INTERIOR)</b>							
(R. S., p. 928, sec. 4839; acts Feb. 20, 1905, vol. 33, p. 731; Feb. 2, 1909, vol. 35, p. 592)							
Status June 30, 1925.....						487,402.22	
Fiscal year 1926.....		72,306.23	559,708.45	17,314.25		542,394.20	
Estimated fiscal year 1927.....		75,000.00	617,394.20	40,000.00		577,394.20	
Estimated fiscal year 1928.....		70,000.00	647,394.20	30,000.00		617,394.20	
<b>PERSONAL FUNDS OF PATIENTS, ST. ELIZABETHS HOSPITAL (INTERIOR)</b>							
(R. S., p. 928, sec. 4839; acts Feb. 20, 1905, vol. 33, p. 731; Feb. 2, 1909, vol. 35 p. 592)							
Status June 30 1925.....						224,291.97	
Fiscal year 1926.....		202,411.25	426,703.22	196,693.67	\$248.48	229,761.07	
Estimated, fiscal year 1927.....		200,000.00	429,761.07	193,992.25	1,007.25	234,761.57	
Estimated, fiscal year 1928.....		195,000.00	429,761.57	194,206.36	793.64	234,761.57	
<b>RECLAMATION FUND (INTERIOR)</b>							
(Act June 17, 1902, vol. 32, p. 388, secs. 1-10, and acts amendatory thereof and supplementary thereto)							
Accumulated total--							
June 30, 1925.....	\$151,498,283.99	59,390,700.59	210,888,984.58	199,318,880.35	5,000,000.00	6,575,104.23	\$124,850,000.00
June 30, 1926.....	156,470,741.91	65,991,399.88	222,462,141.79	208,217,323.09	6,000,000.00	8,244,818.70	127,980,000.00
June 30, 1927 (estimated).....	161,488,741.91	71,851,399.88	233,340,141.79	220,974,141.79	7,000,000.00	5,366,000.00	120,000,000.00
June 30, 1928 (estimated).....	166,511,741.91	77,491,399.88	244,003,141.79	233,324,141.79	8,000,000.00	2,679,000.00	127,000,000.00

## No. 8.—Summary statements of various accounts, funds, and authorizations—Continued

	Receipts		Total available	Expenditures			Estimated value all assets, exclusive of cash balance
	Advances from appropriations	All other		Total expended	Deposited to credit miscellaneous receipts and repayment of appropriations	Cash balance	
<b>MISCELLANEOUS TRUST FUNDS OF INDIAN TRIBES (INTERIOR)</b> (Various treaties and acts)							
Status June 30, 1925.....						\$26,900,545.48	\$727,514,224.00
Fiscal year 1926.....	\$1,787,751.36	\$27,095,532.26	\$55,783,829.10	\$32,820,807.98		22,963,021.12	729,282,925.00
Estimated, fiscal year 1927.....		20,000,000.00	42,963,021.12	20,000,000.00		22,963,021.12	729,282,925.00
Estimated, fiscal year 1928.....		18,000,000.00	40,963,021.12	18,000,000.00		22,963,021.12	729,282,925.00
<b>INDIAN MONEYS PROCEEDS OF LABOR (INTERIOR)</b> (Acts Mar. 3, 1883, vol. 22, p. 590, sec. 2; Mar. 2, 1887, vol. 24, p. 463)							
Status June 30, 1925.....						3,791,733.27	206,430,000.00
Fiscal year 1926.....		2,748,942.53	6,538,675.80	2,493,381.66		4,045,294.14	220,717,075.00
Estimated, fiscal year 1927.....		1,540,000.00	5,585,294.14	1,500,000.00		4,085,294.14	220,717,075.00
Estimated, fiscal year 1928.....		1,540,000.00	5,625,294.14	1,500,000.00		4,125,294.14	220,717,075.00
<b>UNITED STATES PENITENTIARY, ATLANTA, GA., WORKING CAPITAL (JUSTICE)</b> (Original act \$150,000, approved July 10, 1918, 40 Stat. 896)							
Status June 30, 1925.....						109,701.55	703,404.64
Fiscal year 1926.....		1,361,109.63	1,470,811.18	1,197,375.54		273,435.64	653,605.01
Estimated, fiscal year 1927.....		1,497,220.59	1,617,892.30	1,317,113.09		300,779.21	718,965.51
Estimated, fiscal year 1928.....		1,646,942.65	1,779,681.63	1,448,824.40		330,857.13	790,862.06
<b>UNITED STATES PENITENTIARY, LEAVENWORTH, KANS.—WORKING CAPITAL (JUSTICE)</b> (Original act, \$250,000, approved Feb. 11, 1924, 43 Stat. 6)							
Fiscal year 1926.....	250,000.00		250,000.00	24,298.67		225,701.33	
<b>CLOTHING AND SMALL STORES FUND, NAVY</b> (Acts Mar. 3, 1843; June 15, 1844; Feb. 14, 1879; June 30, 1890; June 8, 1898; Feb. 11, 1925)							
Status June 30, 1925.....						2,756,359.43	28,737,166.87
Fiscal year 1926.....		5,409,884.13	8,166,243.56	6,144,653.47		2,021,590.09	24,018,183.90
Estimated, fiscal year 1927.....		5,375,000.00	7,396,590.09	5,950,000.00		1,446,590.09	21,300,000.00
Estimated, fiscal year 1928.....		6,850,000.00	8,296,590.09	6,850,000.00		1,446,590.09	21,250,000.00
<b>SHIPS' STORES PROFITS, NAVY</b> Acts May 13, 1908, Decision Comptroller of Treasury, Jan. 20, 1914)							
Status June 30, 1925.....						248,946.04	
Fiscal year 1926.....		330,643.74	579,589.78	\$339,205.07		240,384.71	
Estimated, fiscal year 1927.....		320,000.00	560,384.71	330,000.00		230,384.71	
Estimated, fiscal year 1928.....		320,000.00	550,384.71	320,000.00		230,384.71	
<b>NAVY FINES AND FORFEITURES</b> (Act Mar. 3, 1909)							
Status June 30, 1925.....						1,971,415.58	
Fiscal year 1926.....		884,128.67	2,855,544.25	380,516.54	1,000,000.00	1,475,027.71	
Estimated, fiscal year 1927.....		880,000.00	2,355,027.71	200,000.00	1,000,000.00	1,155,027.71	
Estimated, fiscal year 1928.....		880,000.00	2,055,027.71	140,000.00	1,000,000.00	915,027.71	
<b>RESERVE MATERIAL, NAVY</b> (Acts Mar. 4, 1917; June 15, 1917)							
Status June 30, 1925.....						754,924.20	1,309,596.02
Fiscal year 1926.....		13,437.19	788,361.39	325.65		788,035.74	1,284,241.21
Estimated, fiscal year 1927.....		10,300.00	778,335.74	500.00		777,835.74	1,274,000.00
Estimated, fiscal year 1928.....		11,000.00	788,835.74	500.00		788,335.74	1,263,000.00
<b>NAVY WORKING FUND</b> (Act Mar. 28, 1924)							
Status June 30, 1925.....						4,290,575.16	
Fiscal year 1926.....		5,179,592.98	9,470,168.14	2,771,559.67	2,070,702.42	4,627,906.05	
Estimated, fiscal year 1927.....		4,300,000.00	8,927,906.05	1,825,000.00	4,675,000.00	2,427,906.05	
Estimated, fiscal year 1928.....		3,000,000.00	5,427,906.05	1,975,000.00	1,800,000.00	1,652,906.05	

## No. 8.—Summary statements of various accounts, funds, and authorizations—Continued

	Receipts		Total available	Expenditures			Estimated value all assets, exclu- sive of cash balance
	Advances from appropriations	All other		Total expended	Deposited to credit miscel- laneous receipts and repayment of appropriations	Cash balance	
<b>NAVY SUPPLY ACCOUNT FUND</b> (Act Mar. 1, 1921)							
Status June 30, 1925.....						\$18,976,260.53	\$109,563,576.72
Fiscal year 1926.....	\$89,685.97	\$95,718,780.69	\$114,764,727.19	\$92,696,152.85	\$154,400.09	21,914,174.25	104,361,379.69
Estimated, fiscal year 1927.....	25,000.00	93,000,000.00	114,939,174.25	93,000,000.00	5,500,000.00	16,439,174.25	102,300,000.00
Estimated, fiscal year 1928.....	10,000.00	93,000,000.00	109,449,174.25	93,000,000.00	4,500,000.00	11,949,174.25	100,500,000.00
<b>NAVAL HOSPITAL FUND</b> (R. S. sec. 4808-4809; Acts Mar. 2, 1799; Feb. 26, 1811; June 7 1900)							
Status June 30, 1925.....						4,193,827.08	
Fiscal year 1926.....	1,000,000.00	2,332,190.06	7,526,017.14	3,715,638.73	75,000.00	3,735,378.41	
Estimated, fiscal year 1927.....	1,000,000.00	2,670,151.31	7,405,529.72	4,769,831.89		2,635,697.83	
Estimated, fiscal year 1928.....	715,000.00	2,506,553.00	5,857,250.83	4,822,460.25		1,034,790.58	
<b>NAVY PENSION FUND, PRINCIPAL</b> (Various acts)							
Status June 30, 1925.....						14,813,127.19	
Fiscal year 1926.....		4,378.68	14,817,503.87	595.13		14,816,908.74	
Estimated, fiscal year 1927.....		4,000.00	14,820,908.74			14,820,908.74	
Estimated, fiscal year 1928.....		4,000.00	14,824,908.74			14,824,908.74	
<b>NAVY PENSION FUND, INTEREST</b> (Various acts)							
Status June 30, 1925.....						8,016.36	
Fiscal year 1926.....	454,508.32		462,524.68		452,269.30	10,255.38	
Estimated, fiscal year 1927.....	465,125.00		475,380.38		465,380.38	10,000.00	
Estimated, fiscal year 1928.....	465,250.00		475,250.00		465,250.00	10,000.00	
<b>MISCELLANEOUS TRUST FUNDS, STATE DEPARTMENT</b> (Act Feb. 27, 1896)							
Status June 30, 1925.....						361,479.17	
Fiscal year 1926.....		848.45	362,327.62	95,318.33		267,009.29	
Estimated, fiscal year 1927.....		20,000.00	287,009.29	20,000.00		267,009.29	
Estimated, fiscal year 1928.....		20,000.00	287,009.29	20,000.00		267,009.29	
<b>PAN AMERICAN UNION QUOTAS (STATE)</b> (Acts July 26, 1894; Mar. 2, 1909; Feb. 27, 1925)							
Status June 30, 1925.....						44,719.34	* 27,774.23
Fiscal year 1926.....	127,231.48	110,616.08	282,466.90	251,890.77		30,606.13	* 23,141.35
Estimated, fiscal year 1927.....	146,713.58	83,808.55	261,128.26	249,060.00		12,068.26	* 13,141.35
Estimated, fiscal year 1928.....	150,568.83	95,232.94	267,870.03	253,320.00		4,550.03	* 13,141.35
* Unpaid quotas.							
<b>EXPENSES PAYABLE BY THE GOVERN- MENTS OF THE UNITED STATES AND GERMANY IN EQUAL SHARES FROM UNITED STATES APPROPRIATIONS AND A SPECIAL FUND OF GERMANY KNOWN AS "GERMAN GOVERNMENT'S MOIETY, EXPENSES, MIXED CLAIMS COMMIS- SION" (STATE)</b> (See terms of Art. V of the agreement between the two Governments of Aug. 10, 1922)							
Status June 30, 1925.....						* 310.81	
Fiscal year 1926.....	15,621.46	16,194.91	32,127.18	* 31,242.92		* 884.26	
Estimated, fiscal year 1927.....	9,584.26	8,700.00	19,168.52	* 19,168.52			
Estimated, fiscal year 1928.....	9,200.00	9,200.00	18,400.00	* 18,400.00			
* Equal parts, United States and Germany.							
* Credit of Germany.							



## No. 8.—Summary statements of various accounts, funds, and authorizations—Continued

	Receipts		Total available	Expenditures			Estimated value all assets, exclu- sive of cash balance
	Advances from appropriations	All other		Total expended	Deposited to credit miscel- laneous receipts and repayment of appropriations	Cash balance	
<b>EXPENSES PAYABLE BY THE GOVERN- MENTS OF THE UNITED STATES AND AUSTRIA IN EQUAL SHARES FROM THE UNITED STATES APPROPRIATION AND A SPECIAL FUND OF THE AUSTRIAN GOVERNMENT KNOWN AS "AUSTRIAN GOVERNMENT'S MOIETY, EXPENSES, TRIPARTITE CLAIMS COMMISSION" (STATE)</b>							
(See terms of Art. V of the agreement between the two Governments of Nov. 24, 1924)							
Status June 30, 1925 (began f. y. 1926).							
Fiscal year 1926.....	\$190.96	\$190.96	\$381.92	* \$381.92			
Estimated, fiscal year 1927.....	4,119.17	4,119.17	8,238.34	* 8,238.34			
Estimated, fiscal year 1928.....	4,200.00	4,200.00	8,400.00	* 8,400.00			
* Equal parts, United States and Austria.							
<b>EXPENSES PAYABLE BY THE GOVERN- MENTS OF THE UNITED STATES AND HUNGARY IN EQUAL SHARES FROM THE UNITED STATES APPROPRIATION AND A SPECIAL FUND OF THE HUN- GARIAN GOVERNMENT KNOWN AS "HUNGARIAN GOVERNMENT'S MOIETY, EXPENSES, TRIPARTITE CLAIMS COM- MISSION" (STATE)</b>							
(See terms of Art. V of the agreement between the two Governments of Nov. 24, 1924)							
Status June 30, 1925 (began f. y. 1926).							
Fiscal year 1926.....	190.95	190.95	381.90	† 381.90			
Estimated, fiscal year 1927.....	4,119.17	4,119.17	8,238.34	† 8,238.34			
Estimated, fiscal year 1928.....	4,200.00	4,200.00	8,400.00	† 8,400.00			
† Equal parts, United States and Hungary.							
<b>FEDERAL INTERMEDIATE CREDIT BANKS (TREASURY)</b>							
(Agricultural credits act of 1923, Mar. 4, 1923)							
Accumulated total June 30—							
1925.....	24,000,000.00	6,381,428.00	30,381,428.00	4,238,964.00	\$680,584.00	\$4,908,920.00	\$20,552,960.00
1926.....	24,000,000.00	10,566,379.00	34,566,379.00	7,288,587.00	1,189,174.00	4,265,956.00	21,822,662.00
1927 (estimated).....	36,000,000.00	15,000,000.00	51,000,000.00	10,500,000.00	1,500,000.00	4,000,000.00	35,000,000.00
1928 (estimated).....	36,000,000.00	20,000,000.00	56,000,000.00	14,000,000.00	2,000,000.00	4,000,000.00	36,000,000.00
<b>FEDERAL LAND BANKS (TREASURY)</b>							
(Federal farm loan act, July 17, 1916)							
Accumulated total June 30—							
1925.....	8,892,130.00	81,299,447.00	90,191,577.00	17,675,260.00	7,379,085.00	15,318,200.00	49,819,032.00
1926.....	8,892,130.00	93,948,370.00	102,840,500.00	26,775,574.00	7,711,690.00	15,817,920.00	53,535,316.00
1927 (estimated).....	8,892,130.00	108,000,000.00	116,892,130.00	30,800,000.00	7,950,000.00	15,000,000.00	63,142,130.00
1928 (estimated).....	8,892,130.00	122,000,000.00	130,892,130.00	35,560,000.00	8,200,000.00	15,000,000.00	72,132,130.00
<b>SALARIES AND EXPENSES, NATIONAL- BANK EXAMINERS (TREASURY)</b>							
(Acts Dec. 23, 1913; Mar. 4, 1923)							
Status June 30, 1925.....						506,264.46	
Fiscal year 1926.....		2,500,088.15	3,006,352.61	2,148,390.34		857,962.27	
Estimated, fiscal year 1927.....		2,300,000.00	3,157,962.27	2,460,000.00		697,962.27	
Estimated, fiscal year 1928.....		2,250,000.00	2,947,962.27	2,410,000.00		537,962.27	
<b>CHARGES ON SILVER-DOLLAR BULLION SOLD (TREASURY)</b>							
(Act Apr. 23, 1918)							
Status June 30, 1925.....						1,397,275.54	
Fiscal year 1926.....			1,397,275.54	15,115.44		1,382,160.10	
Estimated, fiscal year 1927.....			1,382,160.10	44.48		1,382,115.62	
Estimated, fiscal year 1928.....			1,382,115.62			1,382,115.62	

## No. 8.—Summary statements of various accounts, funds, and authorizations—Continued

	Receipts		Total available	Expenditures			Estimated value all assets, exclu- sive of cash balance
	Advances from appropriations	All other		Total expended	Deposited to credit miscel- laneous receipts and repayment of appropriations	Cash balance	
<b>REBUILDING AND IMPROVING COAST GUARD STATIONS, PROCEEDS OF SALES, SPECIAL FUND (TREASURY)</b> (Act June 18, 1878)							
Status June 30, 1925.....						\$29,392.13	
Fiscal year 1926.....		\$4,373.42	\$33,765.55	\$7,770.01		25,995.54	
Estimated, fiscal year 1927.....		4,000.00	29,995.54	25,000.00		4,995.54	
Estimated, fiscal year 1928.....		4,000.00	8,995.54			8,995.54	
<b>BUILDING OR PURCHASE OF VESSELS FOR COAST GUARD, PROCEEDS OF SALES, SPECIAL FUND (TREASURY)</b> (R. S. 534, sec. 2748)							
Status June 30, 1925.....						17,599.45	
Fiscal year 1926.....		30,548.00	48,147.45	15,255.19		32,892.26	
Estimated, fiscal year 1927.....			32,892.26	32,750.00		142.26	
Estimated, fiscal year 1928.....			142.26			142.26	
<b>PRINTING AND BINDING, TREASURY DEPARTMENT (TREASURY)</b>							
Fiscal year 1926.....	\$834,750.00	42,355.76	877,105.76	848,146.52	\$28,959.24		
<b>BUREAU OF ENGRAVING AND PRINTING (TREASURY)</b>							
Fiscal year 1926.....	7,738,150.00	3,341,620.00	11,079,770.00	10,430,705.12	649,064.88		
<b>MILITARY POST CONSTRUCTION FUND (WAR)</b> (Act Mar. 12, 1926)							
Accumulated total—							
June 30, 1925.....		5,303,754.86	5,303,754.86			5,303,754.86	
June 30, 1927 (estimated).....		8,365,714.86	8,365,714.86	4,926,000.00		3,439,714.86	
Appropriated to June 30, 1926, total.....	\$3,500,000						
Contract authorization.....	3,520,000						
<b>UNITED STATES SOLDIERS' HOME, WASHINGTON, D. C. (WAR)</b> (R. S., secs. 3689, 4818, 4819; acts Mar. 3, 1883, Feb. 26, 1889)							
Status June 30, 1925.....						4,028,020.54	
Fiscal year 1926.....		681,545.35	4,709,565.89	922,727.31		3,786,838.58	
Estimated, fiscal year 1927.....		460,000.00	4,246,838.58	906,052.46		3,340,786.12	
Estimated, fiscal year 1928.....		460,000.00	3,800,786.12	918,000.00		2,882,786.12	
<b>HOBOKEN MANUFACTURERS' RAILROAD CO. (WAR)</b> (Pub. Res. 66, 67th Cong., act Feb. 26, 1925)							
Accumulated total June 30—							
1925.....	2,636,309.00	2,741,536.00	5,377,845.00	5,003,650.00	250,000.00	124,195.00	\$1,731,877.00
1926.....	2,636,309.00	3,006,761.00	5,643,070.00	5,312,615.00	250,000.00	80,455.00	1,690,778.00
<b>INLAND WATERWAYS CORPORATION (WAR)</b> (Act June 3, 1924)							
Accumulated total—							
June 30, 1925.....	1,608,339.51	137,831.88	1,746,171.39	1,344,542.40		401,628.99	11,360,000.00
June 30, 1926.....	1,608,339.51	537,329.59	2,547,298.09	1,797,079.99		358,589.11	11,320,000.00
Estimated, June 30, 1927.....	2,608,339.51	1,287,329.59	4,655,887.20	3,504,579.99		401,089.11	14,350,000.00
Estimated, June 30, 1928.....	3,108,339.51	2,037,329.59	6,206,976.31	4,754,579.99		401,089.11	14,800,000.00
<b>ORDNANCE STOCK FUND ACCOUNT—WAR DEPARTMENT</b> (Act Mar. 4, 1911, 26 Stat. 1344)							
Status June 30, 1925.....						\$804,864.59	\$855,601.28
Fiscal year 1926.....		2,431,565.78	3,236,430.37	2,373,192.57		\$863,237.80	\$883,028.10
Estimated, fiscal year 1927.....		3,336,762.20	4,200,000.00	3,080,000.00		\$1,120,000.00	\$180,000.00
Estimated, fiscal year 1928.....		3,080,000.00	4,200,000.00	3,080,000.00		\$1,120,000.00	\$180,000.00

\* Includes obligations.

\* Includes unpaid obligations.

## No. 8.—Summary statements of various accounts, funds, and authorizations—Continued

	Receipts		Total available	Expenditures			Estimated value all assets, exclu- sive of cash balance
	Advances from appropriations	All other		Total expended	Deposited to credit miscel- laneous receipts and repayment of appropriations	Cash balance	
<b>ORDNANCE SHOP EXPENSE ACCOUNT— WAR DEPARTMENT</b> (Act Mar. 2, 1907, 34 Stat. 1062)							
Status June 30, 1925.....						\$ 354,285.18	<sup>10</sup> \$125,000.00
Fiscal year 1926.....		\$2,900,093.54	\$3,254,378.72	\$2,745,756.29		\$ 508,622.43	<sup>10</sup> 275,101.27
Estimated, fiscal year 1927.....		2,516,478.84	3,750,000.00	2,750,000.00		\$ 1,000,000.00	<sup>10</sup> 800,000.00
Estimated, fiscal year 1928.....		3,550,000.00	3,750,000.00	2,750,000.00		\$ 1,000,000.00	<sup>10</sup> 800,000.00
* Includes obligations.							
<sup>10</sup> Deficit—unpaid obligations.							
<b>GASOLINE TAX, ROAD AND STREET IM- PROVEMENTS, DISTRICT OF COLUMBIA</b> (Act Apr. 23, 1924)							
Status June 30, 1925.....						150,401.14	
Fiscal year 1926.....		1,029,921.92	1,180,323.06	1,003,765.30		176,557.76	
Estimated, fiscal year 1927.....		1,225,000.00	1,401,557.76	1,375,000.00		26,557.76	
Estimated, fiscal year 1928.....		1,400,000.00	1,426,557.76	1,425,000.00		1,557.76	
<b>POLICEMEN AND FIREMEN'S RELIEF FUND, DISTRICT OF COLUMBIA</b> (Act Sept. 1, 1916)							
Status June 30, 1925.....						52,451.06	
Fiscal year 1926.....		522,735.12	575,186.18	523,448.66		51,737.52	
Estimated, fiscal year 1927.....		500,000.00	551,737.52	551,262.48		475.04	
Estimated, fiscal year 1928.....		600,000.00	600,475.04	600,000.00		475.04	
<b>ESCHEATED ESTATES RELIEF FUND, DISTRICT OF COLUMBIA</b> (Act Mar. 3, 1901)							
Status June 30, 1925.....						137.32	
Fiscal year 1926.....		9,996.50	10,133.82	3,821.57		6,312.25	
Estimated, fiscal year 1927.....		2,000.00	8,312.25	8,312.25			
Estimated, fiscal year 1928.....		2,000.00	2,000.00	2,000.00			
<b>INDUSTRIAL HOME SCHOOL FUND, DISTRICT OF COLUMBIA</b> (Act June 11, 1896)							
Status June 30, 1925.....						2,520.72	
Fiscal year 1926.....		2,951.30	5,472.02	4,121.07		1,350.95	
Estimated, fiscal year 1927.....		4,000.00	5,350.95	5,000.00		350.95	
Estimated, fiscal year 1928.....		4,000.00	4,350.95	4,000.00		350.95	
<b>PERMIT FUND, DISTRICT OF COLUMBIA</b> (Act Aug. 7, 1894)							
Status June 30, 1925.....						91,404.55	
Fiscal year 1926.....		79,306.41	170,710.96	91,801.41		78,909.55	
Estimated, fiscal year 1927.....		90,000.00	168,909.55	90,909.55		78,000.00	
Estimated, fiscal year 1928.....		90,000.00	168,000.00	90,000.00		78,000.00	
<b>WATER FUND, DISTRICT OF COLUMBIA</b> (Act June 11, 1878)							
Status June 30, 1925.....						211,638.33	
Fiscal year 1926.....		1,231,194.93	1,442,833.26	1,306,029.40		136,803.86	
Estimated, fiscal year 1927.....		1,354,000.00	1,490,803.86	1,350,000.00		140,803.86	
Estimated, fiscal year 1928.....		1,400,000.00	1,540,803.86	1,425,000.00		115,803.86	
<b>MISCELLANEOUS TRUST FUND DEPOSITS, DISTRICT OF COLUMBIA</b> (Act Apr. 27, 1904)							
Status June 30, 1925.....						312,335.72	
Fiscal year 1926.....		1,034,399.82	1,346,735.54	999,193.55		347,541.96	
Estimated, fiscal year 1927.....		1,100,000.00	1,447,541.96	1,150,150.96		297,391.00	
Estimated, fiscal year 1928.....		1,200,000.00	1,497,391.00	1,197,391.00		300,000.00	
<b>MILITIA FUND FROM FINES, DISTRICT OF COLUMBIA</b> (Act Mar. 1, 1901)							
Status June 30, 1925.....						124.22	
Fiscal year 1926.....			124.22			124.22	
Estimated, fiscal year 1927.....		25.00	149.22	149.22			
Estimated, fiscal year 1928.....		25.00	25.00	25.00			

## No. 8.—Summary statements of various accounts, funds, and authorizations—Continued

	Receipts		Total available	Expenditures			Estimated value all assets, exclusive of cash balance
	Advances from appropriations	All other		Total expended	Deposited to credit miscellaneous receipts and repayment of appropriations	Cash balance	
<b>PANAMA RAILROAD COMPANY (WAR) <sup>11</sup></b>							
<sup>11</sup> Capital stock, \$7,000,000 purchased from French company. Cost included in \$40,000,000 paid for canal.							
(Act June 28, 1902)							
Status, June 30, 1925.....						\$2,475,173.33	\$30,717,744.09
Fiscal year 1926.....		\$12,577,631.61	\$15,052,804.94	\$12,107,064.83	\$350,000.00	2,595,740.11	31,368,247.03
Estimated, fiscal year 1927.....		12,000,000.00	14,595,740.11	11,500,000.00	350,000.00	2,745,740.11	31,500,000.00
Estimated, fiscal year 1928.....		12,000,000.00	14,745,740.11	11,500,000.00	350,000.00	2,895,740.11	31,600,000.00
<b>RESERVE FUND, PANAMA CANAL (WAR)</b>							
(Sec. 6, act Aug. 4, 1912 and current appropriation act)							
Status June 30, 1925.....						7,375,221.88	3,790,039.50
Fiscal year 1926.....	\$203,761.85	2,022,131.71	9,608,115.44	1,038,442.69	804,640.68	7,758,032.07	3,605,783.48
Estimated, fiscal year 1927.....	181,250.00	1,197,300.00	9,136,582.07	638,000.00	2,010,365.78	6,488,216.29	3,751,021.90
Estimated, fiscal year 1928.....	184,250.00	1,223,800.00	7,896,266.29	1,520,000.00	1,875,000.00	4,501,266.29	3,751,021.90
<b>TRANSACTIONS OF THE INTERSTATE COMMERCE COMMISSION UNDER THE TRANSPORTATION ACT OF 1920</b>							
Accumulated total:							
June 30, 1925—							
Sec. 210.....	260,000,000.00	221,027,042.58	481,027,043.58	350,600,667.00	130,426,376.58		181,063,324.29
Sec. 209.....	528,787,767.76		528,787,767.76	528,787,767.76			
Sec. 204.....	10,047,416.34		10,047,416.34	10,047,416.34			
Total.....	798,835,184.10	221,027,042.58	1,019,862,227.68	889,435,851.10	130,426,376.58		181,063,324.29
June 30, 1926—							
Sec. 210.....	260,000,000.00	241,852,945.77	501,852,945.77	350,600,667.00	151,252,278.77		170,746,278.77
Sec. 209.....	529,678,719.42		529,678,719.42	529,678,719.42			
Sec. 204.....	10,127,563.80		10,127,563.80	10,127,563.80			
Total.....	799,806,283.22	241,852,945.77	1,041,659,228.99	890,406,950.22	151,252,278.77		170,746,278.77
Estimated, June 30, 1927—							
Sec. 210.....	260,000,000.00	278,553,945.00	538,553,945.00	350,600,667.00	187,953,278.00		143,856,860.00
Sec. 209.....	530,378,719.42		530,378,719.42	530,378,719.42			
Sec. 204.....	11,127,563.80		11,127,563.80	11,127,563.80			
Total.....	801,506,283.22	278,553,945.00	1,080,060,228.22	892,106,950.22	187,953,278.00		143,856,860.00
Estimated, June 30, 1928—							
Sec. 210.....	260,000,000.00	288,431,119.00	548,431,119.00	350,600,667.00	197,830,452.00		142,457,360.00
Sec. 209.....	530,378,719.42		530,378,719.42	530,378,719.42			
Sec. 204.....	11,127,563.80		11,127,563.80	11,127,563.80			
Total.....	801,506,283.22	288,431,119.00	1,089,937,402.22	892,106,950.22	197,830,452.00		142,457,360.00
<b>TRANSACTIONS OF THE INTERSTATE COMMERCE COMMISSION UNDER SECTION 15 (A), INTERSTATE COMMERCE ACT</b>							
(General railroad contingent fund)							
Accumulated total—							
June 30, 1925.....		5,790,343.33	5,790,343.33	5,790,292.70		50.63	5,790,292.70
June 30, 1926.....		7,008,583.36	7,008,583.36	7,008,540.75		42.61	7,008,540.75
June 30, 1927 (estimated).....		9,008,583.36	9,008,583.36	9,008,583.36			9,008,583.36
June 30, 1928 (estimated).....		12,008,583.36	12,008,583.36	12,008,583.36			12,008,583.36
<b>UNITED STATES RAILROAD ADMINISTRATION</b>							
(Acts Mar. 21, 1918, as amended—Federal control act; and Feb. 28, 1920, as amended—transportation act)							
Accumulated total:							
June 30, 1925.....	2,104,264,572.56	2,296,935,062.55	4,401,199,635.11	3,553,540,493.20	804,253,553.82	43,405,588.09	143,656,735.45
June 30, 1926.....	2,106,264,572.56	2,317,477,760.69	4,423,742,333.25	3,557,564,086.45	821,047,334.59	45,130,912.21	121,841,151.74
Estimated, June 30, 1927.....	2,107,264,572.56	2,340,045,992.25	4,447,310,564.81	3,559,114,086.45	843,615,566.15	44,580,912.21	118,150,828.36
Estimated, June 30, 1928.....	2,108,264,572.56	2,345,595,786.25	4,453,860,338.81	3,560,314,086.45	849,140,340.15	44,405,912.21	118,046,928.36

## No. 8.—Summary statements of various accounts, funds, and authorizations—Continued

	Receipts		Total available	Expenditures			Estimated value all assets, exclu- sive of cash balance
	Advances from appropriations	All other		Total expended	Deposited to credit miscel- laneous receipts and repayment of appropriations	Cash balance	
<b>WAR FINANCE CORPORATION FUND</b> (Acts May 5, 1918, and Aug. 24, 1921)							
Accumulated total:							
Nov. 30, 1925.....	\$500,000,000.00	\$3,814,477,047.79	\$4,314,477,047.79	\$3,790,842,688.29	\$499,000,000.00	\$24,634,359.50	\$40,154,378.06
June 30, 1926.....						34,003,996.57	
Oct. 25, 1926.....							27,826,528.07
Estimated, June 30, 1927.....						59,003,986.57	
Estimated, June 30, 1928.....						60,603,996.57	
<b>UNITED STATES SHIPPING BOARD AND UNITED STATES SHIPPING BOARD EMERGENCY FLEET CORPORATION</b> (Acts Sept. 7, 1916; July 15, 1918; June 5, 1920; Mar. 4, 1921)							
Accumulated total June 30:							
1925.....	3,600,274,473.29	1,813,390,822.40	5,413,665,295.69	5,248,153,747.59	54,493,026.02	111,018,522.08	186,201,112.44
1926.....	3,627,377,206.44	1,923,615,759.58	5,550,992,966.02	5,374,470,879.20	54,493,026.02	122,029,060.80	170,418,910.60
1927 (estimated).....	3,641,575,780.44	2,028,615,759.58	5,670,191,540.02	5,494,144,243.46	54,577,296.56	121,470,000.00	155,000,000.00
1928 (estimated).....	3,653,865,780.44	2,123,615,759.58	5,777,481,540.02	5,610,835,540.02	54,600,000.00	112,046,000.00	139,200,000.00
<b>UNITED STATES GRAIN CORPORATION</b> (Act Mar. 4, 1919)							
Status July 1, 1919.....	<sup>12</sup> (150,000,000.00)					97,952,315.31	69,838,240.40
Fiscal year 1920.....	350,000,000.00	1,037,210,018.32	1,485,005,249.63	1,004,807,808.19	350,000,000.00	130,197,441.44	29,548,244.88
Status June 30, 1926.....						<sup>13</sup> 225,535.33	
<sup>12</sup> Succeeded United States Food Adminis- tration Grain Corporation, July 1, 1919; \$150,- 000,000 capital stock owned by United States. <sup>13</sup> Deposited in United States Treasury \$538,- 937,791.41 (\$482,078,988.55 in cash and \$56,858,- 802.49 in obligations of foreign governments).							
<b>UNITED STATES SUGAR EQUALIZATION BOARD (INC.)</b> (Executive Order July 8, 1918)							
Total to July 13, 1926.....	5,000,000.00	41,767,983.04	46,737,983.04	5,367,361.70	41,370,621.34		198.28

## No. 8.—Summary statements of various accounts, funds, and authorizations—Continued

	Total authorized	Total appropriated	Total contributed	Total available	Expended		
					From appropriated funds	From contributed funds	Total
<b>COOPERATIVE CONSTRUCTION OF RURAL POST ROADS (AGRICULTURE)</b> (Act July 11, 1916)							
Accumulated total June 30—							
1925	\$890,000,000.00	\$493,300,000.00		\$493,300,000.00	\$420,799,622.00		\$420,799,622.00
1926	840,000,000.00	591,200,000.00		591,200,000.00	510,106,015.00		510,106,015.00
1927 (estimated)	840,000,000.00	680,000,000.00		680,000,000.00	595,100,000.00		595,100,000.00
1928 (estimated)	840,000,000.00	765,000,000.00		765,000,000.00	680,100,000.00		680,100,000.00
<b>FOREST ROAD DEVELOPMENT AND HIGHWAYS (AGRICULTURE)</b> (Act Nov. 9, 1921)							
Accumulated total June 30—							
1925	43,000,000.00	28,000,000.00	\$12,740,135.00	40,740,135.00	22,124,807.00	\$12,740,135.00	34,864,942.00
1926	58,000,000.00	31,775,000.00	14,418,962.00	46,193,962.00	30,577,885.00	14,418,962.00	44,996,847.00
1927 (estimated)	58,000,000.00	36,775,000.00	15,919,000.00	52,694,000.00	40,495,294.00	15,919,000.00	58,414,294.00
1928 (estimated)	58,000,000.00						
<b>RIVER AND HARBOR IMPROVEMENTS (WAR)</b> (Lump-sum appropriations only) ("Maintenance and improvement of existing river and harbor works")							
Accumulated total June 30—							
1925		214,202,462.24	11,765,260.20	225,967,722.44	191,578,758.75	11,636,893.90	203,215,652.65
1926		254,202,462.24	12,491,291.62	266,693,753.86	237,841,876.53	12,390,544.87	250,232,421.40
1927 (estimated)		304,202,462.24	13,290,000.00	317,492,462.24	287,000,000.00	13,150,000.00	300,150,000.00
1928 (estimated)		353,897,128.24	14,100,000.00	367,997,128.24	335,000,000.00	13,960,000.00	348,960,000.00
<b>MISSISSIPPI RIVER FLOOD CONTROL (WAR)</b> (Acts Mar. 1, 1917; Mar. 4, 1923)							
Accumulated total June 30—							
1925	105,000,000.00	55,000,000.00	12,354,742.63	67,354,742.63	54,730,747.35	11,814,869.11	66,545,616.46
1926	105,000,000.00	65,000,000.00	14,051,872.09	79,051,872.09	64,997,138.90	13,716,099.50	78,713,238.40
1927 (estimated)	105,000,000.00	75,000,000.00	15,700,000.00	90,700,000.00	74,441,445.00	15,510,000.00	89,951,445.00
1928 (estimated)	105,000,000.00	84,939,000.00	17,500,000.00	102,439,000.00	84,380,445.00	17,200,000.00	101,580,445.00
<b>SACRAMENTO RIVER FLOOD CONTROL (WAR)</b> (Act Mar. 1, 1917)							
Accumulated total June 30—							
1925	11,200,000.00	3,069,900.00	3,070,000.00	6,139,900.00	2,816,125.46	2,816,125.46	5,632,250.92
1926	11,200,000.00	3,569,900.00	3,570,000.00	7,139,900.00	3,244,287.05	3,244,287.05	6,488,574.00
1927 (estimated)	11,200,000.00	3,969,900.00	3,970,000.00	7,939,900.00	3,695,000.00	3,695,000.00	7,390,000.00
1928 (estimated)	11,200,000.00	4,469,900.00	4,470,000.00	8,939,900.00	4,195,000.00	4,195,000.00	8,390,000.00
<b>ROADS IN ALASKA (WAR)</b> (Acts Mar. 3, 1913; June 30, 1921)							
Accumulated total June 30—							
1925		<sup>14</sup> 2,910,714.83 <sup>14</sup> 5,725,600.00	589,804.94	9,226,119.77	8,636,314.83	589,804.94	9,226,119.77
1926		<sup>14</sup> 3,060,090.18 <sup>14</sup> 6,625,600.00	726,123.05	10,411,813.23	9,685,690.18	726,123.05	10,411,813.23
1927 (estimated)		<sup>14</sup> 3,185,000.00 <sup>14</sup> 7,525,600.00	816,000.00	10,526,600.00	10,710,600.00	816,000.00	10,526,600.00
1928 (estimated)		<sup>14</sup> 3,310,000.00 <sup>14</sup> 8,420,110.00	916,000.00	12,646,610.00	11,730,110.00	916,000.00	12,646,110.00
<sup>14</sup> "Wagon roads, bridges, and trails, Alaska fund," act Mar. 3, 1913.							
<sup>14</sup> "Construction and maintenance of roads, bridges, and trails, Alaska."							

## No. 8.—Summary statements of various accounts, funds, and authorizations—Continued

Fiscal year	Receipts			Total, including previous fiscal year balance	Expenditures			Balance
	From appropriations	From salary deductions	Loans, interest, etc.		Refunds	Annuities, etc. <sup>16</sup>	Invested (cost)	
<b>CIVIL SERVICE RETIREMENT FUND (INTERIOR)</b> (Act May 22, 1920)								
1921		\$12,513,636.69	\$72,752.68	\$12,586,389.37	\$322,964.07	\$2,777,035.93	\$8,000,000.00	\$1,486,389.37
1922		14,071,553.97	610,940.73	16,168,884.07	2,163,086.92	4,109,064.37	9,190,605.64	706,127.14
1923		14,112,827.70	1,042,781.58	15,861,736.42	2,677,851.58	4,992,331.50	8,095,065.11	96,488.23
1924		15,109,451.49	1,532,819.49	16,738,759.21	2,720,010.70	5,914,773.39	8,018,551.57	85,423.55
1925		17,905,070.98	2,123,796.71	20,114,291.24	2,542,380.30	6,387,344.29	9,697,449.76	1,487,116.89
1926		17,871,530.80	2,302,161.06	21,660,808.75	3,443,864.32	6,774,023.74	10,872,854.96	570,065.73
Total		91,584,071.63	7,685,252.25		13,870,157.89	30,954,573.22	53,874,527.04	
1927 (estimated)		21,316,000.00	2,527,881.00		4,320,000.00	9,830,000.00	11,300,000.00	
1928 (estimated)		22,800,000.00	2,886,651.00		5,250,000.00	10,797,000.00	9,556,000.00	
<b>FOREIGN SERVICE RETIREMENT FUND (STATE)</b> (Act May 24, 1924)								
1925		142,175.00	3,935.12	146,110.12	237.03	59,762.97	82,568.91	3,541.21
1926		152,207.30	8,535.95	164,284.46	1,952.03	61,994.22	100,033.44	304.77
Total		294,382.30	12,471.07		2,189.06	121,757.19	182,602.35	
1927 (estimated)		151,072.65	11,664.52			64,826.40	97,911.77	
1928 (estimated)		151,072.65	15,876.41			65,216.65	101,732.41	
<b>DISTRICT OF COLUMBIA TEACHERS' RETIREMENT FUND</b> (Acts Jan. 15, 1920; June 5, 1920)								
1920	\$30,000.00	58,366.78		88,366.78	182.30	1,364.76	43,033.71	43,786.01
1921	50,000.00	192,847.75	1,853.53	288,487.29	5,509.16	26,706.79	156,894.44	99,376.90
1922	17 13,164.76	202,782.64	12,134.21	301,128.99	8,635.15	26,627.69	228,862.71	37,608.44
1923	41,000.00	209,247.98	21,369.19	309,120.61	17,539.57	46,416.70	189,051.27	56,113.07
1924	31,031.19	222,136.81	30,410.99	339,692.06	21,697.36	52,776.21	231,341.85	33,876.64
1925	68,755.18	260,826.36	40,660.20	404,118.38	26,661.96	69,867.11	254,796.42	52,792.89
1926	60,807.86	263,919.72	49,471.88	426,992.35	31,736.61	64,191.58	296,741.13	35,323.03
Total	268,429.47	1,410,128.04	155,900.00		111,962.11	287,950.84	1,399,221.53	
1927 (estimated)		280,000.00	52,000.00		31,000.00	108,000.00	280,000.00	
1928 (estimated)		286,000.00	52,500.00		31,000.00	120,000.00	295,000.00	
<b>ADJUSTED SERVICE CERTIFICATE FUND (U. S. VETERANS' BUREAU)</b> (Act May 19, 1924)								
1925	100,000,000.00		57,643.84	100,057,643.84		Certificate pay- ments 4,657,643.84	95,400,000.00	
1926	120,000,000.00		3,819,331.50	123,819,331.50		15,319,331.50	108,500,000.00	
Total	220,000,000.00		3,876,975.34			19,976,975.34	203,900,000.00	
1927 (estimated)	116,000,000.00		7,783,000.00			18,655,925.00	105,127,075.00	
1928 (estimated)	112,000,000.00		11,667,000.00			19,147,000.00	104,520,000.00	
<b>GOVERNMENT LIFE INSURANCE FUND (U. S. VETERANS' BUREAU)</b> (Acts Dec. 24, 1919; Mar. 4, 1923; June 7, 1924)								
1920		Premiums, etc. 10,109,318.60	<sup>18</sup> 25,233.58	10,064,065.02	Dividends	Claims, loans, etc. 47,457.08	10,015,021.71	21,606.23
1921		22,061,778.15	875,404.26	22,948,788.64	40,000.00	2,489,624.08	26,282,378.87	136,785.60
1922		30,312,457.02	1,926,517.99	32,375,760.70	1,719,066.89	5,873,104.79	24,396,217.49	387,371.53
1923		33,509,066.48	2,679,420.22	36,575,858.23	1,665,000.00	7,593,168.47	26,602,654.70	715,095.06
1924		37,447,467.71	4,038,515.88	42,201,078.65	2,224,992.37	9,535,548.48	29,964,772.32	475,765.48
1925		42,040,623.99	4,659,258.43	47,175,647.90	2,719,988.94	12,132,643.73	31,895,875.00	427,140.23
1926		49,027,049.72	6,490,976.84	56,935,157.79	2,724,987.05	14,795,143.52	37,846,769.40	568,267.82
Total		224,497,752.67	20,634,860.04		11,094,035.25	52,466,630.15	181,003,689.49	
1927 (estimated)		52,650,000.00	9,001,866.00		3,100,000.00	15,820,000.00	42,731,866.00	
1928 (estimated)		57,600,000.00	10,950,000.00		3,600,000.00	19,400,000.00	45,550,000.00	

<sup>16</sup> Includes unexpended balances to credit of disbursing officers.<sup>17</sup> Excess debit, deduct.<sup>18</sup> Interest receivable (uncollected), deduct.

## No. 8.—Summary statements of various accounts, funds, and authorizations—Continued

## ALIEN PROPERTY CUSTODIAN—TRUST PROPERTY

(Act Oct. 6, 1917)

	Cash			Estimated value of assets other than cash		
	Received	Expended	Balance	Received	Returned in kind	Remaining on hand
Total to June 30, 1925.....	\$314, 138. 000	\$123, 400. 000	\$180, 738. 000	\$261, 000. 000	\$169, 000. 000	\$92, 000. 000
Total to June 30, 1926.....	323, 975. 000	143, 400. 000	180, 575. 000	261, 225. 000	179, 400. 000	81, 825. 000
Total to June 30, 1927.....	333, 000. 000	158, 000. 000	175, 000. 000	261, 500. 000	191, 500. 000	70, 000. 000
Total to June 30, 1928.....	340, 000. 000	170, 000. 000	170, 000. 000	261, 500. 000	191, 500. 000	70, 000. 000

## REPLACING APPROPRIATIONS (WAR)

Appropriation	Total avail- able July 1, 1925	Accrued during fiscal year 1926	Total avail- able for expenditure, fiscal year 1926	Expended during fiscal year 1926	Unpaid authorized obligations July 1, 1926	Lapsed fiscal year 1926	Total avail- able July 1, 1926
<i>Act Apr. 23, 1904, 33 Stat. 276</i>							
Replacing ordnance and ordnance stores:							
1925-26.....	\$894, 779. 53	\$681, 674. 03	\$1, 576, 453. 56	\$482, 058. 69	\$1, 093, 311. 52	\$1, 083. 35	
1926-27.....		788, 182. 42	788, 182. 42	7, 207. 94	335, 970. 61		\$445, 003. 87
<i>Act Apr. 27, 1914, 38 Stat. 553</i>							
Replacing Signal Corps supplies and equipment:							
1925-26.....	102, 558. 30	65, 788. 80	168, 347. 10	8, 515. 35	159, 104. 97	726. 78	
1926-27.....		112, 549. 92	112, 549. 92	910. 74	8, 790. 37		102, 848. 81
<i>Act Mar. 23, 1919, 36 Stat. 357</i>							
Replacing regular supplies of the Army:							
1925-26.....	649, 886. 74	156, 081. 53	805, 905. 27	709, 834. 25	94, 834. 62	1, 236. 40	
1926-27.....		656, 342. 32	656, 342. 32	101, 448. 37	244, 937. 55		309, 956. 40
Replacing clothing and equipage:							
1925-26.....	2, 182, 083. 52	651, 543. 21	2, 833, 626. 73	2, 037, 327. 96	794, 417. 62	1, 881. 15	
1926-27.....		2, 396, 692. 61	2, 396, 692. 61	1, 488. 30	1, 085, 181. 67		1, 310, 022. 64
Replacing water and sewers at military posts:							
1925-26.....	12, 261. 18	3, 123. 61	15, 384. 79	3, 969. 47	10, 722. 41	692. 91	
1926-27.....		16, 227. 99	16, 227. 99				16, 227. 99
Replacing Army transportation:							
1925-26.....	322, 512. 62	106, 671. 50	429, 184. 12	389, 253. 79	39, 686. 96	243. 37	
1926-27.....		452, 738. 88	452, 738. 88	140, 740. 84	139, 392. 02		172, 605. 02
<i>Act Apr. 27, 1914, 38 Stat. 361</i>							
Subsistence of the Army, 1926.....		5, 446, 191. 28	8, 556, 181. 73	8, 556, 181. 73			
Transferred from 1925.....		3, 109, 990. 45					
<i>Act July 9, 1918</i>							
Replacing engineer equipment of troops, 1926-27.....		508. 76	508. 76		508. 76		
<i>Act June 12, 1906, 34 Stat. 256</i>							
Replacing medical supplies:							
1925-26.....	236, 896. 30	94, 568. 69	331, 464. 99	\$17, 797. 09	13, 385. 04	282. 86	
1926-27.....		344, 191. 10	344, 191. 10	18, 186. 21	220, 378. 56		105, 626. 33
<i>Act May 12, 1917, 40 Stat. 67</i>							
Arms, uniforms, equipment, etc., for field service, National Guard:							
1925-26.....	25, 482. 67	10, 374. 26	35, 856. 93	6, 261. 12	29, 580. 41	15. 40	
1926-27.....		147, 624. 51	147, 624. 51	281. 02	99, 798. 04		47, 545. 45
<i>Act Mar. 3, 1875, 18 Stat. 338</i>							
Ordnance material, proceeds of sales (special fund).....	354, 573. 01	182, 577. 81	480, 409. 70	46, 536. 82	100, 656. 08		338, 216. 80
Returned to surplus.....		56, 741. 12					



## BUDGET STATEMENT No. 9

*Summary of estimates of appropriations, classified by governmental functions, fiscal year 1928, compared with appropriations for fiscal year 1927, exclusive of the Postal Service*

Function	Estimates of appropriations, 1928		Appropriations, 1927		Increase over appropriations for 1927 (+), decrease (-)
	Amount	Per cent	Amount	Per cent	
<b>A. General functions:</b>					
1. Legislative.....	\$10,467,398.76	0.32	\$10,460,559.00	0.32	+\$6,839.76
2. Judicial.....	13,363,309.50	.41	12,116,982.00	.37	+1,246,327.50
3. Executive.....	438,460.00	.01	819,460.00	.03	-381,000.00
4. General administration—					
1. Financial administration.....	63,813,065.00	1.96	63,342,158.27	1.93	+470,906.73
2. Government supply services.....	11,638,732.00	.36	12,015,895.00	.37	-377,163.00
3. Public buildings service.....	14,835,293.00	.45	16,843,019.57	.52	-2,007,726.57
4. Civil pensions and allowance administration.....	220,740.00	.01	220,540.00	.01	+200.00
5. Institutional and general expenses <sup>1</sup> .....	2,822,823.00	.09	2,817,900.00	.09	+4,923.00
Total, general administration.....	93,330,653.00	2.87	95,239,512.84	2.92	-1,908,859.84
Total, general functions.....	117,599,821.26	3.61	118,636,513.84	3.64	-1,036,692.58
<b>B. Military functions:</b>					
1. National defense.....	<sup>2</sup> 568,160,715.00	17.45	566,941,352.16	17.40	+1,219,362.84
2. Special war agencies.....	98,000.00	.00	130,650.00	.00	-32,650.00
3. Military pensions; retirement pay, annuities; World War allowances and life-insurance claims.....	733,478,850.00	22.52	686,475,187.00	21.06	+47,003,663.00
Total, military functions.....	1,301,737,565.00	39.97	1,253,547,189.16	38.46	+48,190,375.84
<b>C. Civil functions:</b>					
1. Foreign relations and protection of American interests abroad.....	11,778,120.13	.36	17,167,653.32	.53	-5,389,533.19
2. General law enforcement.....	42,064,420.00	1.29	42,041,361.00	1.29	+23,059.00
3. Provision for control of currency and banking.....	6,820,850.00	.21	7,175,270.00	.22	-354,420.00
4. Administration of Indian Affairs.....	13,551,265.00	.42	13,887,060.00	.43	-335,795.00
5. Administration of public domain.....	26,169,331.00	.81	23,664,861.00	.73	+2,504,470.00
6. Promotion and regulation of commerce and industry.....	18,545,109.00	.57	14,651,876.00	.45	+3,893,233.00
7. Promotion, regulation, and operation of marine transportation.....	40,141,233.00	1.23	50,001,369.00	1.53	-9,860,136.00
8. Promotion and regulation of land transportation.....	6,105,767.00	.19	6,153,957.00	.19	-48,190.00
9. Promotion and regulation of agriculture.....	35,583,535.00	1.09	33,812,109.00	1.05	+1,771,426.00
10. Promotion and regulation of fisheries.....	1,789,568.00	.06	1,789,253.00	.05	+315.00
11. Promotion of labor interests.....	4,806,936.00	.15	4,841,218.00	.15	-34,282.00
12. Immigration and naturalization.....	6,955,840.00	.21	6,984,705.00	.22	-28,865.00
13. Promotion of public health.....	16,554,238.28	.51	17,488,582.32	.53	-934,344.04
14. Promotion of public education.....	12,079,930.00	.37	11,908,620.00	.36	+171,310.00
15. Science and research.....	13,295,128.00	.41	12,841,529.00	.39	+453,599.00
16. Public works—					
1. General supervision, design and overhead.....	1,767,300.00	.05	1,812,505.00	.05	-45,205.00
2. Public improvements.....	159,753,600.00	4.91	158,116,600.00	4.85	+1,637,000.00
3. Government plant additions.....	2,440,500.00	.07	15,466,940.00	.48	-13,026,440.00
Total, public works.....	163,961,400.00	5.03	175,396,045.00	5.38	-11,434,645.00
17. Revenue-producing enterprises.....	6,469,080.00	.20	6,334,261.00	.19	+134,819.00
18. Local government.....	42,784,112.00	1.31	41,769,599.00	1.28	+1,014,513.00
19. Relief expenditures.....	12,000.00	.00	12,000.00	.00	-----
Total, civil functions.....	469,467,862.41	14.42	487,921,328.64	14.97	-18,453,466.23

<sup>1</sup> Salaries and expenses of the several departments not directly chargeable to any productive function.

<sup>2</sup> Exclusive of contract authorizations and allotments from the naval supply account of approximately \$5,900,000.

No. 9.—*Summary of estimates of appropriations, classified by governmental functions, fiscal year 1928, compared with appropriations for fiscal year 1927, exclusive of the Postal Service—Continued*

Function	Estimates of appropriations, 1928		Appropriations, 1927		Increase over appropriations for 1927 (+), decrease (—)
	Amount	Per cent	Amount	Per cent	
<b>D. Nonfunctional appropriations:</b>					
1. Refunds, losses, contingencies, and miscellaneous	\$26, 233, 000. 00	0. 81	\$22, 228, 000. 00	0. 68	+\$4, 005, 000. 00
2. Fixed debt charges <sup>1</sup> —					
1. Public-debt retirements from "ordinary" receipts	563, 629, 560. 93	17. 31	569, 981, 804. 84	17. 49	—6, 352, 243. 91
2. Interest on the public debt	755, 000, 000. 00	23. 18	785, 000, 000. 00	24. 09	—30, 000, 000. 00
Total, fixed debt charges <sup>1</sup>	1, 318, 629, 560. 93	40. 49	1, 354, 981, 804. 84	41. 58	—36, 352, 243. 91
3. Trust funds	22, 934, 200. 00	. 70	21, 907, 257. 00	. 67	+1, 026, 943. 00
Total, nonfunctional appropriations	1, 367, 796, 760. 93	42. 00	1, 399, 117, 061. 84	42. 93	—31, 320, 300. 91
Grand total	3, 256, 602, 009. 60	100. 00	3, 259, 222, 093. 48	100. 00	—2, 620, 083. 88
<b>RECAPITULATION</b>					
General functions	117, 599, 821. 26	3. 61	118, 636, 513. 84	3. 64	—1, 036, 692. 58
Military functions	1, 301, 737, 565. 00	39. 97	1, 253, 547, 189. 16	38. 46	+48, 190, 375. 84
Civil functions	469, 467, 862. 41	14. 42	487, 921, 328. 64	14. 97	—18, 453, 466. 23
Nonfunctional appropriations	1, 367, 796, 760. 93	42. 00	1, 399, 117, 061. 84	42. 93	—31, 320, 300. 91
Grand total	3, 256, 602, 009. 60	100. 00	3, 259, 222, 093. 48	100. 00	—2, 620, 083. 88

<sup>1</sup> Excludes public-debt redemptions to be made from the general fund.

NOTE.—Definitions of governmental functions are given on p. A3.

## BUDGET STATEMENT No. 10

Summary of estimates of appropriations, by "character and objects of expenditure" <sup>1</sup> for the fiscal year 1928, compared with appropriations for the fiscal year 1927, exclusive of the Postal Service

Character and objects of expenditure	Estimates of appropriations, 1928		Appropriations, 1927		Increase over appropriations for 1927 (+), decrease (-)
	Amount	Per cent	Amount	Per cent	
Current expenses:					
01. Personal services <sup>2</sup>	\$482,231,461.41	14.81	\$479,290,976.81	14.70	+\$2,940,484.60
02. Supplies and materials	95,790,373.58	2.94	93,747,756.54	2.88	+2,042,617.04
03. Subsistence and support of persons (service)	9,406,325.70	.29	9,775,077.00	.30	-368,751.30
04. Subsistence and care of animals and storage and care of vehicles (service)	186,973.39	.01	168,593.04	.01	+18,380.35
05. Communication service	3,696,002.64	.11	3,536,913.44	.11	+159,089.30
06. Travel expenses	37,060,588.80	1.14	38,229,008.96	1.17	-1,168,420.16
07. Transportation of things (service)	12,387,668.34	.38	11,609,203.16	.35	+778,465.18
08. Printing, engraving, lithographing, binding, photographing, and typewriting (service)	10,638,314.22	.33	10,963,058.84	.34	-324,744.62
09. Advertising and publication of notices (service)	149,784.02	.01	137,790.00	.01	+11,994.02
10. Furnishing of heat, light, power, water, and electricity (service)	6,204,338.27	.19	6,075,070.27	.19	+129,268.00
11. Rents	7,558,049.84	.23	7,124,343.11	.22	+433,706.73
12. Repairs and alterations	58,244,924.34	1.79	59,614,446.48	1.83	-1,369,522.14
13. Special and miscellaneous current expenses	20,676,525.07	.63	32,341,412.36	.99	-11,664,887.29
14. Maintenance and operation of naval shore stations	66,473,231.00	2.04	64,601,690.00	1.98	+1,871,541.00
15. Maintenance and operation of fleet	106,440,851.00	3.27	108,157,640.00	3.32	-1,716,789.00
16. Miscellaneous naval operating charges	28,884,792.00	.89	25,797,193.00	.79	+3,087,599.00
Total current expenses	946,030,203.62	29.06	951,170,173.01	29.19	-5,139,969.39
Fixed charges:					
20. Interest	755,211,100.00	23.19	785,208,800.00	24.09	-29,997,700.00
21. Pensions, retirement salaries, annuities, and World War allowances	646,260,286.00	19.84	598,162,691.00	18.35	+48,097,595.00
22. Grants, subsidies, and contributions	101,564,854.21	3.12	101,785,661.64	3.12	-220,807.43
Total fixed charges	1,503,036,240.21	46.15	1,485,157,152.64	45.56	+17,879,087.57
Acquisition of property:					
30. Plant and equipment	61,346,098.74	1.88	65,797,466.43	2.02	-4,451,367.69
31. Land and interests in land	1,031,666.00	.03	7,570,251.37	.23	-6,538,585.37
32. Structures and parts and nonstructural improvements to land (includes fixed equipment)	76,823,926.36	2.36	79,795,340.12	2.45	-2,971,413.76
33. Stores purchased for resale	48,210.00	.00	27,010.00	.00	+21,200.00
34. General stores	15,872,000.00	.49	9,717,450.00	.30	+6,154,550.00
Total acquisition of property	155,121,901.10	4.76	162,907,517.92	5.00	-7,785,616.82
Payment of debt:					
40. Public-debt redemptions and purchases	563,629,560.93	17.31	569,981,804.84	17.49	-6,352,243.91
Payments for rights and obligations:					
51. Treaty obligations	483,220.00	.01	6,393,220.00	.20	-5,910,000.00
52. Repayments of deposits	17,630,500.00	.54	16,386,000.00	.50	+1,244,500.00
53. Refunds, awards, and indemnities	32,150,514.74	.99	26,011,996.00	.80	+6,138,518.74
Total payments for rights and obligations	50,264,234.74	1.54	48,791,216.00	1.50	+1,473,018.74
Reserve			4,682,101.07	.14	-4,682,101.07
Total, General Government	3,218,082,140.60	98.82	3,222,689,965.48	98.88	-4,607,824.88
District of Columbia	38,519,869.00	1.18	36,532,128.00	1.12	+1,987,741.00
Grand total	3,256,602,009.60	100.00	3,259,222,093.48	100.00	-2,620,083.88
RECAPITULATION					
Current expenses	946,030,203.62	29.06	951,170,173.01	29.19	-5,139,969.39
Fixed charges	1,503,036,240.21	46.15	1,485,157,152.64	45.56	+17,879,087.57
Acquisition of property	155,121,901.10	4.76	162,907,517.92	5.00	-7,785,616.82
Payment of debt	563,629,560.93	17.31	569,981,804.84	17.49	-6,352,243.91
Payments for rights and obligations	50,264,234.74	1.54	48,791,216.00	1.50	+1,473,018.74
Reserve			4,682,101.07	.14	-4,682,101.07
Total, General Government	3,218,082,140.60	98.82	3,222,689,965.48	98.88	-4,607,824.88
District of Columbia	38,519,869.00	1.18	36,532,128.00	1.12	+1,987,741.00
Grand total	3,256,602,009.60	100.00	3,259,222,093.48	100.00	-2,620,083.88

<sup>1</sup> For definitions of objects, see General Accounting Office Bulletin No. 1, dated May 11, 1922.

<sup>2</sup> Exclusive of personal services chargeable to the manufacture and repair of equipment or the building and repair of structures, etc.

## BUDGET STATEMENT No. 11

*Summary of expenditures by character and objects, fiscal years 1926 to 1923, including the Postal Service*

Character and objects of expenditure	1926	1925	1924	1923
<b>Current expenses:</b>				
01. Personal services.....	\$989, 142, 329. 56	\$951, 325, 200. 64	\$877, 005, 922. 27	\$858, 538, 121. 09
02. Supplies and materials.....	100, 372, 480. 22	101, 534, 381. 91	91, 961, 529. 00	90, 596, 637. 37
03. Subsistence and support of persons (service).....	10, 218, 291. 60	11, 751, 958. 20	12, 211, 272. 89	11, 975, 354. 22
04. Subsistence of animals and care of vehicles (service).....	150, 748. 59	226, 814. 24	412, 109. 99	287, 575. 20
05. Communication service.....	3, 852, 844. 67	3, 867, 806. 11	3, 751, 192. 69	3, 716, 047. 41
06. Travel expenses.....	37, 995, 475. 62	38, 437, 015. 05	39, 366, 687. 56	38, 060, 446. 02
07. Transportation of things (service).....	147, 169, 416. 84	149, 984, 094. 29	148, 806, 971. 27	140, 714, 910. 39
08. Printing, engraving, binding, and type-writing (service).....	10, 179, 468. 06	12, 582, 875. 42	12, 745, 354. 77	13, 996, 290. 15
09. Advertising and publication of notices (service).....	114, 777. 80	131, 045. 64	184, 140. 40	379, 724. 66
10. Furnishing of heat, light, power, etc. (service).....	9, 437, 079. 33	9, 263, 517. 79	8, 761, 324. 98	9, 123, 885. 95
11. Rents.....	21, 213, 693. 87	20, 415, 767. 08	19, 482, 380. 46	17, 893, 206. 40
12. Repairs and alterations.....	62, 801, 634. 10	56, 818, 894. 20	46, 254, 789. 36	43, 635, 922. 14
13. Special and miscellaneous current expenses.....	32, 665, 773. 12	10, 655, 609. 92	11, 214, 019. 38	10, 913, 961. 37
14. Maintenance and operation of naval shore stations.....	65, 648, 930. 01	63, 267, 310. 47	63, 192, 200. 93	57, 967, 316. 23
15. Maintenance and operation of fleet.....	104, 294, 455. 00	137, 820, 113. 47	156, 531, 407. 63	182, 856, 604. 00
16. Miscellaneous naval operating charges.....	27, 575, 846. 00	25, 913, 645. 00	24, 075, 286. 30	24, 638, 947. 96
<b>Total current expenses.....</b>	<b>1, 622, 833, 244. 39</b>	<b>1, 593, 996, 049. 43</b>	<b>1, 515, 956, 589. 88</b>	<b>1, 505, 294, 950. 56</b>
<b>Fixed charges:</b>				
20. Interest.....	831, 619, 117. 16	881, 994, 328. 21	940, 843, 662. 76	1, 056, 169, 111. 49
21. Pensions, retirement, annuities, and allowances.....	643, 727, 618. 16	554, 603, 109. 03	568, 177, 285. 32	644, 744, 753. 88
22. Grants, subsidies, and contributions.....	116, 136, 986. 79	125, 655, 381. 66	109, 247, 007. 40	96, 379, 686. 55
<b>Total fixed charges.....</b>	<b>1, 591, 483, 722. 11</b>	<b>1, 562, 252, 818. 90</b>	<b>1, 618, 267, 955. 48</b>	<b>1, 797, 293, 551. 92</b>
<b>Acquisition of property:</b>				
30. Plant and equipment.....	61, 472, 370. 56	72, 015, 046. 85	80, 875, 731. 92	73, 134, 871. 64
31. Lands and interest in land.....	1, 949, 968. 63	2, 405, 376. 10	864, 755. 04	1, 975, 400. 61
32. Structures, improvements to land, and fixed equipment.....	64, 628, 025. 49	67, 498, 650. 36	65, 857, 485. 58	55, 632, 200. 64
33. Stores purchased for resale.....	31, 744. 19	1, 391, 654. 20	1, 968, 860. 35	79, 410. 90
34. General stores.....	19, 662, 045. 00	12, 830, 014. 00	16, 010, 072. 12	21, 704, 317. 06
<b>Total acquisition of property.....</b>	<b>147, 744, 153. 87</b>	<b>156, 140, 741. 51</b>	<b>165, 576, 905. 01</b>	<b>152, 526, 200. 85</b>
<b>Payment of debt:</b>				
40. Public-debt redemptions and purchases paid from ordinary receipts <sup>1</sup> .....	487, 376, 050. 69	464, 535, 845. 89	456, 344, 197. 64	402, 081, 677. 15
<b>Payments for rights and obligations:</b>				
50. Investments.....	170, 764, 539. 20	143, 101, 608. 22	48, 016, 398. 70	35, 183, 991. 61
51. Treaty obligations.....	473, 156. 36	5, 479, 731. 31	5, 554, 477. 70	8, 449, 212. 59
52. Repayments of deposits.....	35, 197, 540. 10	24, 447, 798. 36	24, 360, 235. 77	23, 699, 237. 76
53. Refunds, awards, and indemnities.....	217, 108, 885. 28	180, 424, 973. 38	172, 816, 562. 00	165, 000, 145. 21
<b>Total payments for rights and obligations.....</b>	<b>423, 544, 120. 94</b>	<b>353, 454, 111. 27</b>	<b>250, 747, 674. 17</b>	<b>232, 332, 587. 17</b>
<b>Total, General Government.....</b>	<b>4, 272, 981, 292. 00</b>	<b>4, 130, 379, 567. 00</b>	<b>4, 006, 893, 322. 18</b>	<b>4, 089, 528, 967. 65</b>
<b>District of Columbia.....</b>	<b>34, 707, 744. 32</b>	<b>32, 971, 007. 27</b>	<b>26, 106, 535. 55</b>	<b>23, 878, 074. 50</b>
<b>Adjustment to total cash expenditures.....</b>	<b>4, 307, 689, 036. 32</b>	<b>4, 163, 350, 574. 27</b>	<b>4, 032, 999, 857. 73</b>	<b>4, 113, 407, 042. 15</b>
	<b>-27, 331, 243. 67</b>	<b>-34, 115, 650. 59</b>	<b>+46, 626, 636. 02</b>	<b>-48, 309, 850. 74</b>
<b>Total.....</b>	<b>4, 280, 357, 792. 65</b>	<b>4, 129, 234, 923. 68</b>	<b>4, 079, 626, 493. 75</b>	<b>4, 065, 097, 191. 41</b>

<sup>1</sup> Exclusive of additional redemptions paid from surplus and balances.

## BUDGET STATEMENT No. 12

*Summary of expenditures, classified by governmental functions, fiscal year 1928, compared with prior years*

(The actual expenditures given are on basis of warrants issued; that is, warrants authorizing withdrawal of cash from Treasury)

Function	Estimated				Actual	
	1928		1927		1926	
	Amount	Per cent	Amount	Per cent	Amount	Per cent
<b>A. General functions:</b>						
1. Legislative.....	\$10,465,960.00	0.29	\$10,458,960.00	0.29	\$10,479,832.86	0.29
2. Judicial.....	13,272,660.00	.37	11,970,960.00	.33	12,159,340.02	.34
3. Executive.....	625,460.00	.02	627,074.00	.02	438,768.06	.01
4. General administration—						
1. Financial administration.....	64,990,318.00	1.82	64,723,187.00	1.77	62,334,572.30	1.75
2. Government supply services.....	11,500,282.00	.32	11,754,039.00	.32	11,326,579.50	.32
3. Public buildings service.....	17,019,577.00	.48	16,732,099.00	.46	15,375,876.03	.43
4. Civil pensions and allowance administration.....	144,740.00	.01	145,940.00	.01	144,943.71	.01
5. Institutional and general expenses <sup>1</sup> .....	1,905,070.00	.05	1,863,663.00	.05	2,167,988.27	.06
Total general administration.....	95,559,987.00	2.68	95,218,928.00	2.61	91,349,959.81	2.57
Total general functions.....	119,924,067.00	3.36	118,275,922.00	3.25	114,427,900.75	3.21
<b>B. Military functions:</b>						
1. National defense.....	582,909,183.00	16.32	592,631,137.00	16.26	554,029,485.87	15.52
2. Special war agencies.....	<sup>2</sup> 2,904,000.00	<sup>2</sup> .08	<sup>2</sup> 24,872,350.00	<sup>2</sup> .68	<sup>2</sup> 19,525,532.86	<sup>2</sup> .54
3. Military pensions; retirement pay; annuities, World War allowances, and life-insurance claims.....	666,382,473.00	18.65	679,840,589.00	18.66	643,464,360.92	18.02
Total military functions.....	1,246,387,656.00	34.89	1,247,599,376.00	34.24	1,177,968,313.93	33.00
<b>C. Civil functions:</b>						
1. Foreign relations and protection of American interests abroad.....	11,466,886.00	.32	15,904,977.00	.44	15,500,745.09	.43
2. General law enforcement.....	41,663,703.00	1.17	39,343,513.00	1.08	37,345,780.58	1.05
3. Provision for control of currency and banking.....	7,816,850.00	.22	7,819,100.00	.21	6,975,707.26	.20
4. Administration of Indian affairs.....	13,513,265.00	.38	14,001,496.00	.39	14,686,140.74	.41
5. Administration of public domain.....	25,994,312.00	.73	30,500,498.00	.84	27,774,058.70	.77
6. Promotion and regulation of commerce and industry.....	17,802,850.00	.50	17,234,650.00	.47	15,896,370.62	.45
7. Promotion, regulation, and operation of marine transportation.....	52,069,814.00	1.46	54,009,191.00	1.48	46,014,720.71	1.29
8. Promotion and regulation of land transportation.....	7,304,967.00	.21	9,789,337.00	.27	8,850,440.06	.25
9. Postal Service (deficiency in postal revenues).....	10,689,115.00	.30	22,143,548.00	.61	39,602,879.22	1.11
10. Promotion and regulation of agriculture.....	31,460,480.00	.88	31,844,444.00	.87	29,457,864.74	.82
11. Promotion and regulation of fisheries.....	1,750,000.00	.05	1,814,000.00	.05	1,550,503.34	.04
12. Promotion of labor interests.....	4,817,800.00	.13	4,751,716.00	.13	4,108,178.11	.12
13. Immigration and naturalization.....	6,832,893.00	.19	6,795,878.00	.19	6,028,186.07	.17
14. Promotion of public health.....	18,887,366.00	.53	18,626,872.00	.51	18,419,907.23	.51
15. Promotion of public education.....	10,431,302.00	.29	10,331,068.00	.28	9,982,511.35	.28
16. Science and research.....	14,359,588.00	.40	12,087,347.00	.33	11,696,122.75	.33
17. Public works—						
1. General supervision, design, and overhead.....	484,800.00	.01	495,015.00	.01	392,622.02	.01
2. Public improvements.....	172,882,380.00	4.84	180,099,397.00	4.94	168,648,511.61	4.73
3. Government plant additions.....	23,542,420.00	.66	19,164,107.00	.53	3,583,954.81	.10
Total public works.....	196,909,600.00	5.51	199,758,519.00	5.48	172,625,088.44	4.84
18. Revenue-producing enterprises.....	9,172,189.00	.26	9,972,754.00	.27	8,305,389.87	.23
19. Local government.....	44,376,569.00	1.24	43,476,703.00	1.20	41,486,033.42	1.16
20. Relief expenditures.....	102,000.00	.00	102,000.00	.00	48,408.80	.00
Total civil functions.....	527,421,549.00	14.77	550,307,611.00	15.10	516,355,037.10	14.46
<b>D. Nonfunctional expenditures:</b>						
1. Refunds, losses, contingencies, and miscellaneous.....	176,640,500.00	4.95	171,851,961.00	4.71	214,597,881.65	6.01
2. Seed grain loans (investments).....					<sup>2</sup> 85,607.60	.00
3. Subscriptions to capital stock Federal intermediate credit banks.....			12,000,000.00	.33		

<sup>1</sup> Salaries and expenses of the several departments not directly chargeable to any productive function.<sup>2</sup> Credit.

## No. 12.—Summary of expenditures, classified by governmental functions, fiscal year 1928, compared with prior years—Con.

Function	Estimated				Actual	
	1928		1927		1926	
	Amount	Per cent	Amount	Per cent	Amount	Per cent
<b>D. Nonfunctional expenditures—Continued.</b>						
4. Fixed debt charges <sup>1</sup> —						
1. Public debt retirements payable from ordinary receipts.....	\$563, 157, 626. 00	15. 76	\$566, 155, 647. 00	15. 54	\$487, 376, 050. 69	13. 65
2. Interest on the public debt.....	755, 000, 000. 00	21. 14	785, 000, 000. 00	21. 54	831, 937, 700. 16	23. 31
3. Premium on sinking-fund purchases.....	471, 935. 00	. 01	3, 826, 158. 00	. 11	5, 267, 173. 32	. 14
<b>Total fixed debt charges <sup>1</sup>.....</b>	<b>1, 318, 629, 561. 00</b>	<b>36. 91</b>	<b>1, 354, 981, 805. 00</b>	<b>37. 19</b>	<b>1, 324, 580, 924. 17</b>	<b>37. 10</b>
5. Trust funds.....	183, 045, 881. 00	5. 12	188, 684, 918. 00	5. 18	222, 168, 253. 96	6. 22
<b>Total nonfunctional expenditures.....</b>	<b>1, 678, 315, 942. 00</b>	<b>46. 98</b>	<b>1, 727, 518, 684. 00</b>	<b>47. 41</b>	<b>1, 761, 261, 452. 18</b>	<b>49. 33</b>
<b>Total expenditures from the Treasury, warrant basis, partially adjusted.....</b>					3, 570, 012, 703. 96	100. 00
<b>E. Adjustment between cash expenditures and warrant distribution.....</b>					14, 975, 169. 54	
<b>Total expenditures from the Treasury, cash basis.....</b>	<b>3, 572, 049, 214. 00</b>	<b>100. 00</b>	<b>3, 643, 701, 593. 00</b>	<b>100. 00</b>	<b>3, 584, 987, 873. 50</b>	
<b>Add Postal Service expenditures, payable from postal revenues.....</b>	<b>747, 500, 000. 00</b>		<b>705, 000, 000. 00</b>		<b>659, 819, 801. 08</b>	
<b>Total expenditures.....</b>	<b>4, 319, 549, 214. 00</b>		<b>4, 348, 701, 593. 00</b>		<b>4, 244, 807, 674. 58</b>	

<sup>1</sup> Excludes expenditures out of loan funds liquidating public debt (refunding operations), but includes all redemptions made from ordinary receipts.

NOTE.—Definitions of governmental functions are given on page A3. For years prior to 1925, see Budget Statement No. 9, in Budget for 1926.

## BUDGET STATEMENT No. 13

Comparison of appropriations recommended and appropriations made by Congress, fiscal year 1927, compared with fiscal year 1926, classified by organization units

Organization unit	Appropriations recommended			Appropriations by Congress to July 3, 1926	Increases by Congress (+); decreases (-)
	In budget	Supplemental estimates	Total		
<i>Fiscal year 1927</i>					
Legislative establishment.....	\$16,498,381.70	\$1,431,968.37	\$17,930,350.07	\$17,884,919.57	-\$95,430.50
Executive and independent establishments.....	505,709,859.25	15,282,016.39	520,991,875.64	521,049,936.64	+58,061.00
Department of Agriculture.....	140,717,758.00	1,030,000.00	141,747,758.00	139,635,823.00	-2,111,935.00
Department of Commerce.....	30,462,847.00	956,500.00	31,359,347.00	30,632,847.00	-726,500.00
Interior Department.....	250,967,602.00	2,489,050.00	253,456,652.00	252,962,318.00	-494,334.00
Department of Justice.....	24,367,027.00	1,759,400.00	26,126,427.00	25,628,707.00	-497,720.00
Department of Labor.....	8,567,305.00		8,567,305.00	9,561,305.00	+994,000.00
Navy Department.....	322,869,430.00	497,500.00	323,366,930.00	322,061,975.00	-1,304,955.00
Post Office Department.....	740,077,563.00	1,624,000.00	741,701,563.00	738,805,303.00	-2,896,260.00
State Department.....	16,614,932.64	2,375,130.00	18,990,062.64	17,367,062.64	-1,623,000.00
Treasury Department.....	157,568,713.63	21,718,102.00	179,286,815.63	176,637,465.63	-2,644,350.00
War Department, including Panama Canal.....	335,641,525.00	14,605,074.00	350,246,599.00	354,345,801.16	+4,099,202.16
District of Columbia.....	35,626,579.00	1,493,525.00	37,120,104.00	36,532,128.00	-587,976.00
Public debt, principal and interest.....	1,310,583,398.44	144,398,406.40	1,354,981,804.84	1,354,981,804.84	
Total, including Postal Service, payable from postal revenues.....	3,896,207,921.66	109,660,672.16	4,005,868,593.82	3,998,027,396.48	-7,841,197.34
<i>Fiscal year 1926</i>					
Legislative establishment.....	15,094,545.80	1,875,055.11	16,969,600.91	16,659,321.74	-310,279.17
Executive and independent establishments.....	457,760,795.00	119,025,727.40	576,786,522.40	578,869,714.40	+2,083,192.00
Department of Agriculture.....	140,062,750.00	28,606,994.21	168,669,744.21	165,755,953.06	-2,913,791.15
Department of Commerce.....	28,269,894.00	877,626.60	29,147,520.60	29,326,357.00	+178,836.40
Interior Department.....	262,257,216.17	16,302,194.92	278,559,411.09	278,874,247.24	+314,836.15
Department of Justice.....	24,617,822.00	1,321,816.66	25,939,638.66	25,518,933.66	-420,705.00
Department of Labor.....	8,335,260.00	602,900.00	8,938,160.00	9,230,525.00	+292,365.00
Navy Department.....	289,783,978.00	13,971,632.80	303,755,610.80	304,006,943.60	+251,332.80
Post Office Department.....	637,376,005.00	102,163,238.83	739,539,243.83	738,464,648.93	-1,074,594.90
State Department.....	16,190,652.81	509,772.37	16,640,425.18	16,720,140.08	+79,715.20
Treasury Department.....	168,647,741.00	162,085,835.70	330,733,576.70	314,941,822.87	-10,991,753.83
War Department, including Panama Canal.....	338,551,230.00	5,263,841.75	343,815,071.75	344,912,544.95	+1,097,472.60
District of Columbia.....	32,335,827.00	4,632,388.37	36,968,215.37	37,953,016.39	+984,801.02
Public debt, principal and interest.....	1,314,766,130.00	18,662,465.00	1,333,428,595.00	1,320,428,595.00	
Total, including Postal Service, payable from postal revenues.....	3,729,519,846.48	462,901,489.72	4,192,421,336.20	4,181,662,763.32	-10,758,572.88

1 Net increase in original public debt estimates, as revised by the Treasury Department.

NOTE.—Appropriations for which no estimates were submitted have been distributed above by departments.

## BUDGET STATEMENT No. 14

*Statement of estimates of appropriations for 1928 and appropriations for 1927, showing percentages of the totals for current operation of the Government, by departments and offices*

Department or office	Estimates of appropriations, 1928	Per cent of total	Appropriations, 1927	Per cent of total
Legislative establishment.....	\$16, 174, 988. 76	0. 83	\$17, 834, 919. 57	0. 94
Executive Office.....	438, 460. 00	. 02	819, 460. 00	. 05
Independent offices:				
American Battle Monuments Commission.....	600, 000. 00	. 03	800, 000. 00	. 04
Arlington Memorial Bridge Commission.....	2, 500, 000. 00	. 13	2, 500, 000. 00	. 13
Civil Service Commission.....	1, 002, 742. 00	. 05	1, 001, 592. 00	. 05
Employees' Compensation Commission.....	2, 694, 740. 00	. 14	2, 744, 540. 00	. 15
Federal Board for Vocational Education.....	8, 165, 230. 00	. 42	8, 210, 620. 00	. 43
Federal Trade Commission.....	984, 350. 00	. 05	997, 000. 00	. 05
General Accounting Office.....	3, 783, 000. 00	. 20	3, 859, 960. 00	. 20
Housing Corporation.....	564, 236. 00	. 03	673, 398. 00	. 04
Interstate Commerce Commission.....	6, 104, 967. 00	. 32	6, 153, 157. 00	. 32
Shipping Board and Emergency Fleet Corporation.....	12, 290, 000. 00	. 63	24, 198, 574. 00	1. 27
Smithsonian Institution.....	909, 871. 00	. 05	893, 301. 00	. 05
Public Buildings and Public Parks of the National Capital.....	2, 422, 950. 00	. 13	2, 306, 850. 00	. 12
Tariff Commission.....	682, 000. 00	. 04	699, 000. 00	. 04
United States Veterans' Bureau.....	475, 400, 000. 00	24. 53	462, 965, 000. 00	24. 31
Other independent offices.....	1, 860, 095. 00	. 10	2, 227, 484. 64	. 11
Department of Agriculture.....	144, 487, 820. 00	7. 45	139, 635, 823. 00	7. 33
Department of Commerce.....	35, 240, 430. 00	1. 82	30, 632, 847. 00	1. 61
Department of the Interior.....	285, 717, 596. 00	14. 74	252, 962, 318. 00	13. 28
Department of Justice.....	25, 895, 349. 50	1. 34	25, 628, 707. 00	1. 35
Department of Labor.....	8, 558, 540. 00	. 44	9, 561, 305. 00	. 50
Navy Department.....	313, 815, 500. 00	16. 19	322, 061, 975. 00	16. 91
State Department.....	11, 969, 119. 41	. 62	17, 357, 062. 64	. 91
Treasury Department.....	170, 468, 453. 00	8. 79	176, 637, 465. 63	9. 28
War Department, including Panama Canal.....	366, 722, 142. 00	18. 92	354, 345, 801. 16	18. 61
District of Columbia.....	38, 519, 869. 00	1. 99	36, 532, 128. 00	1. 92
Ordinary (current operations).....	1, 937, 972, 448. 67	100. 00	1, 904, 240, 288. 64	100. 00



## BUDGET STATEMENT No. 15

*Comparative statement of appropriations for departments and establishments for the fiscal years 1927 and 1926, including revised public debt appropriations*

	Appropriations for 1927			Appropriations for 1926		
	Annual and other	Permanent and indefinite	Total	Annual and other	Permanent and indefinite	Total
<b>Legislative establishment:</b>						
Senate.....	\$2,807,280.90		\$2,807,280.90	\$3,020,373.10		\$3,020,373.10
House of Representatives.....	7,511,318.10		7,511,318.10	7,570,679.21		7,570,679.21
Architect of the Capitol.....	2,722,817.57		2,722,817.57	1,278,853.43		1,278,853.43
Botanic Garden.....	124,844.00		124,844.00	117,379.00		117,379.00
Library of Congress.....	1,398,996.00	\$800.00	1,399,796.00	1,365,727.00		1,366,527.00
Public Printer.....	3,126,003.00		3,126,003.00	3,151,800.00		3,151,800.00
Legislative miscellaneous.....	141,960.00		141,960.00	153,710.00		153,710.00
<b>Total, legislative establishment.....</b>	<b>17,834,119.57</b>	<b>800.00</b>	<b>17,834,919.57</b>	<b>16,658,521.74</b>	<b>800.00</b>	<b>16,659,321.74</b>
<b>Executive Office and independent establishments:</b>						
Executive Office.....	819,460.00		819,460.00	501,923.34		501,923.34
Alaska relief fund.....		15,000.00	15,000.00		15,000.00	15,000.00
Alien Property Custodian.....	130,650.00		130,650.00	219,220.00		219,220.00
American Battle Monuments Commission.....	800,000.00		800,000.00			
Arlington Memorial Bridge Commission.....	2,500,000.00		2,500,000.00			
Board of Mediation.....	285,220.00		285,220.00			
Board of Tax Appeals.....	614,224.64		614,224.64	442,970.00		442,970.00
Boston Sesquicentennial Commission.....				6,000.00		6,000.00
Bureau of Efficiency.....	210,350.00		210,350.00	165,350.00		165,350.00
Civil Service Commission.....	1,001,592.00		1,001,592.00	1,008,092.00		1,008,092.00
Commission, Bicentennial, Birth of Washington.....	10,000.00		10,000.00			
Commission of Fine Arts.....	5,265.00		5,265.00	7,900.00		7,900.00
Commission on Purchase of Oldroyd Collection.....	50,000.00		50,000.00			
Employees' Compensation Commission.....	2,744,540.00		2,744,540.00	2,528,400.00		2,528,400.00
Eriksen Memorial Commission.....				3,500.00		3,500.00
Federal Board for Vocational Education.....	843,620.00	7,367,000.00	8,210,620.00	860,000.00	7,367,000.00	8,227,000.00
Federal Power Commission.....	29,400.00	3,000.00	32,400.00	26,800.00	4,500.00	31,300.00
Federal Trade Commission.....	997,000.00		997,000.00	1,008,000.00		1,008,000.00
General Accounting Office.....	3,864,960.00		3,864,960.00	3,702,038.85		3,702,038.85
Housing Corporation.....	673,398.00		673,398.00	743,915.00		743,915.00
Interstate Commerce Commission.....	6,153,157.00		6,153,157.00	6,853,962.00		6,853,962.00
National Advisory Committee for Aeronautics.....	513,000.00		513,000.00	534,000.00		534,000.00
National Sesquicentennial Exposition.....				2,186,500.00		2,186,500.00
Protecting interests of the United States in oil leases.....	100,000.00		100,000.00			
Public Buildings Commission.....	260,000.00		260,000.00			
Public Buildings and Public Parks of the National Capital.....	2,301,850.00		2,301,850.00	2,482,880.00		2,482,880.00
Railroad Labor Board.....				296,805.00		296,805.00
Smithsonian Institution.....	893,301.00	60,000.00	953,301.00	814,020.00	60,000.00	874,020.00
Tariff Commission.....	699,000.00		699,000.00	728,320.76		728,320.76
United States Geographic Board.....	345.00		345.00	4,400.00		4,400.00
United States Shipping Board.....	24,198,574.00		24,198,574.00	24,330,000.00		24,330,000.00
United States Veterans' Bureau.....	462,965,000.00		462,965,000.00	521,968,217.45		521,968,217.45
Vermont Sesquicentennial Commission.....	1,000.00		1,000.00			
<b>Total, Executive Office and independent establishments.....</b>	<b>513,604,936.64</b>	<b>7,445,000.00</b>	<b>521,049,936.64</b>	<b>571,423,214.40</b>	<b>7,446,500.00</b>	<b>578,869,714.40</b>
Department of Agriculture.....	128,284,573.00	11,351,250.00	139,635,823.00	153,415,203.08	12,340,750.00	165,755,953.08
Department of Commerce.....	30,629,847.00	3,000.00	30,632,847.00	29,323,357.00	3,000.00	29,326,357.00
Department of the Interior.....	227,323,418.00	25,638,900.00	252,962,318.00	250,792,789.74	28,081,457.50	278,874,247.24
Department of Justice.....	25,628,707.00		25,628,707.00	25,518,933.66		25,518,933.66
Department of Labor.....	9,536,305.00	25,000.00	9,561,305.00	9,205,525.00	25,000.00	9,230,525.00
Navy Department.....	319,917,575.00	2,144,400.00	322,061,975.00	301,546,893.60	2,460,050.00	304,006,943.60
Post Office Department (payable from Treasury).....				31,995.10		31,995.10
State Department.....	17,220,922.90	136,139.74	17,357,062.64	16,589,000.34	131,139.74	16,720,140.08
Treasury Department.....	149,855,050.63	26,782,415.00	176,637,465.63	288,853,997.87	26,067,825.00	314,921,822.87
War Department.....	347,198,501.16	7,147,300.00	354,345,801.16	337,763,244.35	7,149,300.00	344,912,544.35
District of Columbia.....	34,958,571.00	1,573,557.00	36,532,128.00	36,387,660.39	1,565,356.00	37,953,016.39
<b>Total, exclusive of public debt.....</b>	<b>1,821,992,526.90</b>	<b>82,247,761.74</b>	<b>1,904,240,288.64</b>	<b>2,037,510,336.25</b>	<b>85,291,178.24</b>	<b>2,122,801,514.49</b>
Interest on the public debt.....		785,000,000.00	785,000,000.00		820,000,000.00	820,000,000.00
Sinking fund.....		336,058,208.26	336,058,208.26		325,304,445.00	325,304,445.00
Other redemptions of the public debt.....		233,923,596.58	233,923,596.58		175,124,150.00	175,124,150.00
<b>Total payable from the Treasury.....</b>	<b>1,821,992,526.90</b>	<b>1,437,229,566.58</b>	<b>3,259,222,093.48</b>	<b>2,037,510,336.25</b>	<b>1,405,719,773.24</b>	<b>3,443,230,109.49</b>
Postal Service, payable from postal revenue.....	738,805,303.00		738,805,303.00	738,432,653.83		738,432,653.83
<b>Total.....</b>	<b>2,560,797,829.90</b>	<b>1,437,229,566.58</b>	<b>3,998,027,396.48</b>	<b>2,775,942,990.08</b>	<b>1,405,719,773.24</b>	<b>4,181,662,763.32</b>

## BUDGET STATEMENT No. 16

*Comparative statement of appropriations for the fiscal years 1922 to 1927, including revised public debt appropriations, judgments and claims*

	1927	1926	1925	1924	1923	1922
<b>Legislative establishment:</b>						
United States Senate.....	\$2,807,280.90	\$3,020,373.10	\$2,717,252.14	\$2,702,171.50	\$2,462,098.84	\$2,418,079.77
House of Representatives.....	7,511,318.10	7,570,679.21	6,827,488.33	6,355,140.22	6,303,541.24	6,087,479.59
Architect of the Capitol.....	2,722,817.57	1,278,853.43	1,399,032.00	1,105,353.00	1,261,307.00	97,641.94
Government Printing Office.....	3,126,903.00	3,151,800.00	2,666,040.00	3,499,070.00	3,606,783.20	7,929,064.23
Library of Congress.....	1,399,796.00	1,866,527.00	1,234,037.00	1,068,806.00	1,101,611.00	727,545.00
Botanic Garden.....	124,844.00	117,379.00	105,829.00	107,582.00	106,416.00	79,516.00
Public Buildings Commission.....				10,000.00		3,500.00
Memorial to Abraham Lincoln.....						445,720.00
Legislative miscellaneous.....	141,960.00	153,710.00	328,710.00	163,980.00	116,500.00	74,980.00
<b>Total, legislative.....</b>	<b>17,834,919.57</b>	<b>16,659,321.74</b>	<b>15,278,388.47</b>	<b>15,012,102.72</b>	<b>14,958,257.28</b>	<b>17,873,476.53</b>
<b>Executive office and independent establishments:</b>						
Executive office.....	819,460.00	501,923.34	657,067.50	573,770.00	417,985.00	234,880.00
Alaska relief fund.....	15,000.00	15,000.00	15,000.00	20,000.00	25,000.00	25,000.00
Alien Property Custodian.....	130,650.00	219,220.00	322,804.70	289,714.83	378,324.93	375,000.00
American Battle Monuments Commission.....	800,000.00		500,000.00	95,750.00		
Arlington Memorial Bridge Commission.....	2,500,000.00		500,000.00		25,000.00	
Board of Mediation.....	285,220.00					
Board of Mediation and Conciliation.....						6,650.00
Board of Tax Appeals.....	614,224.64	442,570.00				
Boston Sesquicentennial Commission.....		6,000.00				
Bureau of Efficiency.....	210,350.00	165,350.00	156,150.00	152,200.00	152,200.00	135,000.00
Civil Service Commission.....	1,001,592.00	1,008,092.00	1,012,035.00	990,895.00	807,911.00	604,975.00
Coal Commission.....					600,000.00	
Colorado River Commission.....					10,000.00	
Commission, Bicentennial, Birth of Washington.....	10,000.00		10,000.00			
Commission, Bunker Hill Sesquicentennial.....			15,000.00			
Commission, Mecklenberg Sesquicentennial.....			15,000.00			
Commission of Fine Arts.....		7,900.00	5,350.00	6,480.00	6,480.00	10,000.00
Commission on Purchase of Oldroyd Collection.....	5,295.00					
Employees' Compensation Commission.....	50,000.00					
Ericsson Memorial Commission.....	2,744,540.00	2,528,400.00	2,652,100.00	2,451,000.00	3,135,498.86	2,545,674.00
Federal Board for Vocational Education.....	8,210,620.00	8,227,000.00	7,324,000.00	6,502,682.09	5,932,000.00	70,438,000.00
Federal Fuel Distributor.....					150,000.00	
Federal Power Commission.....	32,400.00	31,300.00	13,361.79	48,495.74		100,000.00
Federal Trade Commission.....	997,000.00	1,008,000.00	1,010,000.00	1,010,000.00	955,600.00	965,000.00
Foreign petroleum investigation.....						35,000.00
General Accounting Office.....	3,864,960.00	3,702,038.85	3,849,852.00	3,870,801.00	3,922,418.00	2,019,550.00
Grant Memorial Commission.....				1,800.00		
Housing Corporation.....	673,398.00	743,915.00	882,415.00	994,765.00	1,103,078.00	1,110,000.00
Interdepartmental Social Hygiene Board.....						225,000.00
Interstate Commerce Commission.....	6,153,157.00	6,853,962.00	4,743,284.00	5,203,860.00	5,361,462.00	5,193,100.00
Lincoln Memorial Commission.....				3,600.00		
National Advisory Committee for Aeronautics.....	513,000.00	534,000.00	470,000.00	307,000.00	225,600.00	200,000.00
National Sesquicentennial Exhibition Commission.....		2,186,500.00	25,000.00			
Perry's Victory Memorial Commission.....			99,185.00			
Protecting interests of the United States in oil leases.....	100,000.00					
Public Buildings and Public Parks of the National Capital.....	2,301,850.00	2,482,880.00				
Public Buildings Commission.....	260,000.00					
Railroad Labor Board.....		296,805.00	322,200.00	340,000.00	350,000.00	370,000.00
Smithsonian Institution.....	893,301.00	874,020.00	869,101.66	771,144.00	772,604.00	611,420.00
State, War and Navy Department Buildings.....			2,376,215.00	2,168,230.00	3,771,950.00	1,654,710.00
Tariff Commission.....	699,000.00	728,320.76	683,240.00	742,000.00	495,000.00	300,000.00
Temporary government, West Indian Islands.....						343,440.00
United States Geographic Board.....	345.00	4,400.00	1,000.00	2,000.00	1,000.00	
United States Shipping Board and Emergency Fleet Corporation.....	24,198,574.00	24,330,000.00	30,344,000.00	50,411,500.00	100,459,000.00	73,959,000.00
United States Veterans' Bureau.....	462,965,000.00	521,968,217.45	476,936,831.05	441,583,179.16	437,112,323.45	158,963,112.00
Vermont Sesquicentennial Commission.....	1,000.00					
Wood Pulp Commission.....						10,000.00
<b>Total Executive office and independent establishments.....</b>	<b>521,049,936.64</b>	<b>578,869,714.40</b>	<b>535,810,132.70</b>	<b>518,510,866.82</b>	<b>566,170,435.24</b>	<b>320,454,511.00</b>
<b>Department of Agriculture.....</b>	<b>139,635,823.00</b>	<b>165,755,953.06</b>	<b>75,922,254.07</b>	<b>92,401,103.00</b>	<b>88,009,516.00</b>	<b>131,278,634.00</b>
Department of Commerce.....	30,832,847.00	29,326,357.00	26,159,967.73	21,503,577.34	21,347,494.36	17,399,301.62
Department of the Interior.....	252,962,318.00	278,874,247.24	266,925,756.62	330,759,767.52	344,437,281.61	351,017,296.42
Department of Justice.....	25,628,707.00	25,518,933.66	24,828,562.84	22,600,143.98	22,798,527.42	17,762,751.27
Department of Labor.....	9,561,305.00	9,230,525.00	8,678,550.89	7,838,051.00	7,491,189.20	5,799,041.50
Navy Department.....	322,061,975.00	304,006,943.60	294,492,081.49	300,286,632.62	325,855,335.59	426,058,068.39
Post Office Department (payable from the Treasury).....		31,995.10	32,545.26	13,374.50	31,751.81	13,279,487.32
State Department.....	17,357,062.64	16,720,140.08	16,916,182.07	16,071,485.83	11,133,300.48	16,877,644.48
Treasury Department.....	176,637,465.63	314,941,822.87	318,728,199.92	204,954,159.16	161,935,562.59	457,480,609.49
War Department.....	354,345,801.16	344,912,544.35	351,056,086.52	353,955,231.23	348,676,428.19	401,188,000.12
District of Columbia.....	36,532,123.00	37,953,016.39	31,389,317.16	26,738,925.26	26,790,920.10	23,578,066.84
Increase of Compensation.....						35,000,000.00
<b>Total, ordinary.....</b>	<b>1,904,240,288.64</b>	<b>2,122,801,514.49</b>	<b>1,996,218,025.74</b>	<b>2,000,645,420.96</b>	<b>1,939,636,498.87</b>	<b>2,225,056,888.98</b>
Interest on the public debt.....	785,000,000.00	820,000,000.00	865,000,000.00	940,000,000.00	1,100,000,000.00	975,000,000.00
Sinking fund.....	336,058,208.26	325,304,445.00	310,000,000.00	297,144,300.00	283,838,800.00	272,442,200.00
Other redemptions of the public debt.....	233,923,566.58	175,124,150.00	161,906,401.00	214,823,825.00	46,250,000.00	115,500,000.00
<b>Total payable from the Treasury.....</b>	<b>3,259,222,093.48</b>	<b>3,443,230,109.49</b>	<b>3,333,024,426.74</b>	<b>3,452,613,545.96</b>	<b>3,369,725,298.87</b>	<b>3,587,999,088.98</b>
Postal Service, payable from postal revenues.....	738,805,303.00	738,432,653.83	622,559,092.06	603,036,263.86	577,049,555.43	577,119,945.81
<b>Total, exclusive of claims and judgments.....</b>	<b>3,998,027,396.48</b>	<b>4,181,662,763.32</b>	<b>3,955,583,518.80</b>	<b>4,055,649,809.82</b>	<b>3,946,774,854.30</b>	<b>4,165,119,034.29</b>
Current appropriations for claims and judgments.....		12,516,003.08	7,268,883.11	7,375,340.43	5,717,710.29	12,733,230.87
<b>Grand total.....</b>	<b>3,998,027,396.48</b>	<b>4,194,178,766.40</b>	<b>3,962,852,401.91</b>	<b>4,063,025,150.25</b>	<b>3,952,492,564.59</b>	<b>4,177,852,264.66</b>

Salaries and contingent expenses of the Post Office Department were payable from the Treasury in 1922.

## BUDGET STATEMENT No. 17

*Statement of balances of appropriations of June 30, 1926, and of appropriations for the fiscal year 1927 (including revised estimated permanent and indefinite appropriations), as of November 1, 1926, reported by the Secretary of the Treasury*

[Budget and accounting act, 1921, sec. 201 (e)]

	Balances of appropriations, June 30, 1926	Appropriations for fiscal year 1927, including revised estimated permanent and indefinite appropriations	Total available
Legislative establishment.....	\$4, 195, 240. 30	\$17, 825, 419. 57	\$22, 020, 659. 87
Executive Office.....	35, 661. 65	819, 460. 00	855, 121. 65
Independent offices:			
Federal Board for Vocational Education.....	1, 492, 804. 69	8, 210, 620. 00	9, 703, 424. 69
Interstate Commerce Commission.....	1, 098, 406. 92	6, 153, 157. 00	7, 251, 563. 92
Transportation act, 1920.....	158, 894, 231. 99		158, 894, 231. 99
Railroad Administration.....	57, 147, 684. 98		57, 147, 684. 98
Shipping Board.....	56, 332, 654. 11	24, 198, 574. 00	80, 531, 228. 11
United States Veterans' Bureau.....	107, 333, 778. 25	458, 965, 000. 00	566, 298, 778. 25
Other independent offices.....	8, 675, 750. 29	15, 129, 237. 00	23, 804, 987. 29
Department of Agriculture.....	20, 630, 587. 58	138, 850, 823. 00	159, 481, 410. 58
Department of Commerce.....	4, 084, 563. 09	30, 447, 847. 00	34, 532, 410. 09
Department of the Interior.....	54, 674, 578. 38	249, 514, 168. 00	304, 188, 746. 38
Department of Justice.....	4, 009, 597. 75	25, 628, 707. 00	29, 638, 304. 75
Department of Labor.....	1, 328, 319. 27	9, 561, 305. 00	10, 889, 624. 27
Navy Department.....	92, 895, 402. 06	321, 561, 975. 00	414, 457, 377. 06
Post Office Department.....	67, 991. 24		67, 991. 24
State Department.....	5, 787, 695. 06	17, 357, 062. 64	23, 144, 757. 70
Treasury Department.....	66, 892, 702. 51	176, 487, 465. 63	243, 380, 168. 14
War Department.....	181, 693, 139. 70	277, 429, 727. 16	459, 122, 866. 86
Panama Canal.....	7, 391, 914. 20	7, 656, 074. 00	15, 047, 988. 20
District of Columbia.....	12, 796, 077. 24	29, 934, 732. 00	42, 730, 809. 24
Purchase of obligations of foreign Governments.....	38, 591, 629. 05		38, 591, 629. 05
Sinking fund.....	109. 02	336, 058, 208. 26	336, 058, 317. 28
Other public debt redemptions.....	138. 34	233, 923, 596. 58	233, 923, 734. 92
Interest on the public debt.....		785, 000, 000. 00	785, 000, 000. 00
Total, exclusive of Postal Service.....	886, 050, 657. 67	3, 170, 713, 158. 84	4, 056, 763, 816. 51
Postal Service payable from postal revenues.....		<sup>1</sup> 738, 805, 303. 00	<sup>1</sup> 738, 805, 303. 00
Total.....	886, 050, 657. 67	3, 909, 518, 461. 84	4, 795, 569, 119. 51

<sup>1</sup> Not carried on the books of the Treasury, but added here to complete the total.

NOTE.—The appropriations for 1927, as stated above, are exclusive of amounts appropriated for the fiscal year 1927 that were made available for expenditure during the fiscal year 1926, the balances of which are included in the first column

## BUDGET STATEMENT No. 18

*Consolidated current balance sheet <sup>1</sup> at close of business June 30, 1926 <sup>2</sup>*

[GENERAL FUND AND PUBLIC-DEBT (LOAN) FUNDS]

Assets	Amount	Reference to statement		Liabilities, reserves, and surplus	Amount
		No.	Page		
A. Cash in Treasury offices .....	\$268, 284, 857. 40			C. Liabilities:	
B. Cash in depositories:				1. Treasurer's checks outstanding .....	\$996, 856. 59
1. Federal reserve banks .....	18, 768, 787. 55			2. Deposits of Government officers—	
2. Special depositories .....	202, 734, 000. 00			1. Post Office Department .....	3, 899, 781. 44
3. Foreign depositories .....	188, 780. 37			2. Board of trustees, Postal Savings System—	
4. National banks .....	27, 729, 936. 29			1. Five per cent reserve .....	6, 601, 490. 49
5. Philippine treasury .....	883, 009. 92			2. Other deposits .....	508, 300. 58
Total cash in depositories .....	250, 304, 514. 13			3. Postmasters, clerks of courts, disbursing officers, etc .....	54, 378, 560. 18
				Total liabilities .....	66, 384, 989. 28
				D. Reserve for deposits:	
				1. Redemption of Federal reserve notes (5 per cent gold fund) .....	152, 373, 227. 61
				2. Redemption of national-bank notes (5 per cent fund) .....	26, 330, 174. 09
				3. Retirement of additional circulating notes, act May 30, 1908 .....	4, 065. 00
				4. Exchange of currency, coin, etc .....	63, 494, 888. 84
				Total reserve for deposits .....	242, 202, 355. 54
				Total liabilities and reserves .....	308, 587, 344. 82
				E. Balance in general fund:	
				1. At beginning of year, July 1, 1925 .....	217, 835, 732. 09
				2. Addition during year—	
				1. Excess of ordinary receipts over expenditures payable therefrom .....	377, 767, 816. 64
				Total balance and additions during year .....	595, 603, 548. 73
				3. Deductions during year—	
				1. Public debt, redemptions from the general fund, in addition to sinking fund and redemptions from restricted receipts .....	385, 601, 522. 02
		28	A88	4. Balance in general fund June 30, 1926 .....	210, 002, 026. 71
				Total liabilities, reserves, and balance .....	518, 589, 371. 53
Total cash assets .....	518, 589, 371. 53	1	A15		

<sup>1</sup> On basis of daily statement of the United States Treasury.<sup>2</sup> While this statement is designated a consolidated current balance sheet, it only includes the cash resources of the Government and those liabilities of the Treasury now required to be set up by law as an encumbrance of the cash assets. No account is taken at present of the assets accrued and due or other liabilities incurred.

## BUDGET STATEMENT No. 19

Statement of operations,<sup>1</sup> general fund, fiscal year ended June 30, 1926

Reference to statement		Item	Fiscal year 1926
No.	Page		
1	A15	A. Receipts, by sources of revenue:	
		1. Internal-revenue receipts—	
		1. Income and profits tax .....	\$1, 982, 040, 088. 58
		2. Miscellaneous .....	855, 599, 289. 26
		Total internal-revenue receipts .....	2, 837, 639, 377. 84
1	A15	2. Customs receipts .....	579, 430, 092. 86
6	A50	3. Miscellaneous receipts—	
		1. Interest, premium, and discount .....	196, 310, 718. 52
		2. Sale of Government property .....	28, 147, 961. 34
		3. Public-domain receipts .....	16, 266, 248. 60
		4. Net earnings, Federal reserve banks (franchise tax) .....	567, 890. 23
		5. Profits on coinage, bullion deposits, etc. ....	9, 903, 032. 85
		6. Revenue-producing enterprises .....	33, 418, 868. 81
		7. Rent of public buildings and grounds .....	1, 385, 423. 55
		8. Fees, fines, penalties, forfeitures, etc. ....	34, 050, 212. 74
		9. Gifts and contributions .....	6, 243, 069. 96
		10. Miscellaneous unclassified receipts .....	7, 626, 493. 06
		11. Army and Navy miscellaneous collections .....	337, 252. 13
		12. Repayments of investments .....	84, 368, 330. 59
		13. Assessments and reimbursements .....	19, 137, 551. 94
		14. District of Columbia receipts .....	24, 560, 312. 34
		15. Trust-fund receipts .....	85, 070, 525. 62
		Total .....	547, 393, 892. 28
		Adjustment between receipts by warrant and cash receipts as per Treasury statement .....	1, 707, 672. 84
		Total miscellaneous receipts .....	545, 686, 219. 44
		Total receipts .....	3, 962, 755, 690. 14
5	A49	B. Expenditures, by character of expenditure:	
		1. Current expenses, including equipment .....	981, 537, 587. 05
		2. Nonadministrative expenses <sup>2</sup> —	
		1. Interest on public debt .....	831, 937, 700. 16
		2. Pensions .....	208, 717, 127. 37
		3. Other .....	568, 832, 062. 30
		Total nonadministrative expenses <sup>2</sup> .....	1, 609, 486, 889. 83
		3. Construction work, including national-defense structures—	
		1. Rural post roads .....	88, 479, 975. 75
		2. Rivers and harbors .....	69, 003, 553. 19
		3. Other public works .....	34, 962, 951. 53
		Total public works .....	192, 446, 480. 47
		4. District of Columbia .....	34, 410, 707. 45
		5. Deficiencies in postal revenues .....	39, 602, 879. 22
		6. Operations in special accounts <sup>3</sup> .....	9, 593, 666. 19
		7. Investments—farmers' seed-grain loans .....	85, 607. 60
		8. Reduction in principal of public debt, payable from ordinary receipts—	
		1. Sinking fund .....	317, 091, 750. 00
		2. Other .....	170, 284, 300. 69
		Total reduction in principal of public debt payable from ordinary receipts .....	487, 376, 050. 69
		9. Special funds .....	23, 236, 386. 86

<sup>1</sup> On basis of Treasury daily statement.<sup>2</sup> Represents those disbursements of the Government which do not constitute expenses of administration strictly speaking. Examples of such expenditures are interest on the public debt, pensions, grants, subsidies and contributions, refunds and drawbacks, indemnities, military and naval insurance, and the like.<sup>3</sup> These are net figures and make allowance for receipts and deposits credited to the accounts concerned.<sup>4</sup> Deduct—excess of credits.

No. 19.—*Statement of operations,<sup>1</sup> general fund, fiscal year ended June 30, 1926*

Reference to statement		Item	Fiscal year 1926
No.	Page		
5	A49	B. Expenditures, by character of expenditure—Continued.	
		10. Trust funds:	
		1. Investment of trust funds.....	\$160, 018, 829. 62
		2. Expenditure from trust funds.....	47, 364, 003. 72
		Total trust funds.....	207, 382, 833. 34
1	A15	Total expenditures.....	3, 584, 987, 873. 50
		C. Excess of ordinary receipts over expenditures payable therefrom.....	377, 767, 816. 64
		D. Balance in general fund at beginning of year.....	217, 835, 732. 09
		E. Balance, and excess of ordinary receipts over expenditures payable therefrom.....	595, 603, 548. 73
		F. Deduct amount of general fund applied through loan funds to redemption of public debt, in addition to sinking fund and restricted receipts.....	385, 601, 522. 02
		G. Balance in general fund at end of year.....	210, 002, 026. 71

## BUDGET STATEMENT No. 20

*Statement of operations,<sup>1</sup> public debt receipts and expenditures, fiscal year ended June 30, 1926*

Reference to statement		Item	Fiscal year 1926
No.	Page		
21	A81	A. Public debt receipts and deposits:	
		1. Treasury notes.....	\$494, 898, 100. 00
		2. Treasury bonds.....	2, 317, 315, 000. 00
		3. Certificates of indebtedness.....	11, 678, 026. 83
		4. Treasury savings securities.....	544, 160. 00
		5. Postal savings bonds.....	
		6. Deposits for retirement of national-bank notes and Federal reserve bank notes (acts of July 14, 1890, and Dec. 23, 1913).....	22, 318, 475. 00
		7. Treasury notes and certificates of indebtedness (adjusted service series).....	161, 700, 000. 00
		Total public debt receipts and deposits.....	3, 008, 453, 761. 83
21	A81	B. Public debt expenditures:	
		1. Interest-bearing debt—	
		1. Certificates of indebtedness.....	2, 396, 529, 500. 00
		2. War savings securities.....	11, 349, 398. 13
		3. Treasury savings securities.....	22, 501, 294. 25
		4. Treasury notes and certificates of indebtedness (adjusted service series).....	53, 200, 000. 00
		5. Loan of 1925.....	634, 050. 00
		6. Liberty bonds and Victory loan notes.....	411, 764, 000. 00
		7. Treasury notes.....	930, 476, 400. 00
		8. Treasury bonds.....	1, 000. 00
		Total expenditures, interest-bearing debt.....	3, 826, 455, 642. 38
		2. Debt bearing no interest—Miscellaneous debt items.....	575, 509. 66
		3. National-bank notes and Federal reserve notes retired.....	54, 400, 182. 50
		Total public debt expenditures.....	3, 881, 431, 334. 54
		C. Redemptions of the public debt required to be paid from ordinary receipts (for details see page A31).....	487, 376, 050. 69
		D. Additional redemptions of the public debt (net).....	385, 601, 522. 02
		E. Total redemptions of the public debt (net).....	872, 977, 572. 71

<sup>1</sup> On basis of daily Treasury statement.

## BUDGET STATEMENT No. 21

*Consolidated statement of operations,<sup>1</sup> fiscal year ended June 30, 1926*

[GENERAL FUND AND PUBLIC-DEBT (LOAN) FUNDS]

Reference to statement		Item	Fiscal year 1926
No.	Page		
1	A15	A. Receipts:	
20	A80	1. Ordinary receipts (general fund) .....	\$3, 962, 755, 690. 14
		2. Public debt (loan) funds .....	3, 008, 453, 761. 83
		Total receipts .....	6, 971, 209, 451. 97
19	A80	B. Expenditures:	
20	A80	1. General fund .....	3, 584, 987, 873. 50
		2. Public-debt (loan) funds <sup>2</sup> .....	3, 394, 055, 283. 85
		Total expenditures .....	6, 979, 043, 157. 35
		C. Excess of all expenditures over receipts .....	7, 833, 705. 38
1	A15	D. Balance in general fund at beginning of year, July 1, 1925 .....	217, 835, 732. 09
1	A15	E. Balance in general fund at end of year, June 30, 1926 .....	210, 002, 026. 71

<sup>1</sup> On basis of Treasury daily statement.<sup>2</sup> Excludes redemptions of debt payable from "Ordinary receipts." These are included in general-fund expenditures.

14825—26—VII

## BUDGET STATEMENT No. 22

## PUBLIC DEBT OF THE UNITED STATES

*Summary statement of outstanding debt at close of business June 30, 1926, compared with June 30, 1925, and June 30, 1916*

[On basis of revised figures reported in the "Statement of the Public Debt of the United States"]

Description of loan	Outstanding debt		Decrease in fiscal year 1926	Outstanding debt June 30, 1916
	June 30, 1926	June 30, 1925		
<b>A. Interest-bearing debt (see Statement 23, p. A83):</b>				
1. Bonds—				
1. Pre-war	\$765, 860, 170. 00	\$765, 316, 010. 00	<sup>1</sup> \$544, 160. 00	\$967, 172, 590. 00
2. War (Liberty loan bonds)	13, 856, 484, 500. 00	14, 265, 936, 950. 00	409, 452, 450. 00	
3. Treasury bonds	2, 305, 933, 900. 00	1, 811, 036, 800. 00	<sup>1</sup> 494, 897, 100. 00	
Total bonds	16, 928, 278, 570. 00	16, 842, 289, 760. 00	<sup>1</sup> 85, 988, 810. 00	967, 172, 590. 00
2. Treasury notes	1, 612, 403, 600. 00	2, 404, 241, 400. 00	791, 837, 800. 00	4, 390, 000. 00
3. Certificates of indebtedness—Tax	483, 279, 000. 00	578, 685, 000. 00	95, 406, 000. 00	
4. War-savings securities <sup>2</sup>	359, 809, 690. 05	385, 690, 091. 35	25, 880, 401. 30	
Total interest-bearing debt	19, 383, 770, 860. 05	20, 210, 906, 251. 35	827, 135, 391. 30	971, 562, 590. 00
<b>B. Matured debt on which interest has ceased:</b>				
1. Pre-war loans	2, 324, 500. 26	1, 280, 460. 26	<sup>1</sup> 1, 044, 040. 00	1, 473, 100. 26
2. War loans	11, 003, 300. 00	28, 962, 470. 00	17, 959, 170. 00	
Total matured debt on which interest has ceased	13, 327, 800. 26	30, 242, 930. 26	16, 915, 130. 00	1, 473, 100. 26
<b>C. Debt bearing no interest</b>	246, 084, 419. 38	275, 122, 993. 12	29, 038, 573. 74	252, 109, 877. 27
<b>D. Total gross debt <sup>3</sup></b>	19, 643, 183, 079. 69	20, 516, 272, 174. 73	873, 089, 095. 04	1, 225, 145, 567. 53
<b>E. Plus matured interest obligations, etc. <sup>4</sup></b>	140, 649, 570. 52	142, 941, 522. 28	2, 291, 951. 76	17, 061, 950. 25
<b>F. Total gross debt plus matured interest obligations, etc.</b>	19, 783, 832, 650. 21	20, 659, 213, 697. 01	875, 381, 046. 80	1, 242, 207, 517. 78
<b>G. Less offsets to debt: <sup>5</sup></b>				
Cash balance held by Treasurer of the United States as per daily Treasury statements of June 30	210, 002, 026. 71	217, 835, 732. 09	7, 833, 705. 38	236, 879, 590. 90
<b>H. Net debt, including matured interest obligations, etc. <sup>5</sup></b>	19, 573, 830, 623. 50	20, 441, 377, 964. 92	867, 547, 341. 42	1, 005, 327, 926. 88

<sup>1</sup> Increase.<sup>2</sup> Amounts issued of Treasury (war) savings certificates of the series of 1919, 1920, and 1921 are on basis of reports of sales, taken at issue price; amounts retired are on basis of redemption value. Amounts issued and amounts outstanding of Treasury savings certificates, issue of December 15, 1921, series of 1921 and 1922, and issue of September 30, 1922, series of 1922 and 1923, are on basis of net redemption value, partly estimated, and for the issue of December 15, 1921, include receipts from sales of Treasury savings stamps.<sup>3</sup> The total gross debt June 30, 1926, on the basis of daily Treasury statements was \$19,643,216,315.19, and the net amount of public debt redemptions and receipts in transit, etc., was \$33,235.50.<sup>4</sup> Accrued discount calculated on basis of exact accrual at rate of 4 per cent per annum compounded quarterly, with due allowance for cash redemptions to date.<sup>5</sup> No deduction is made on account of obligations of foreign governments or other investments.



## BUDGET STATEMENT No. 23

## PUBLIC DEBT OF THE UNITED STATES

*Detail statement of outstanding debt at close of business June 30, 1926, compared with June 30, 1925, and June 30, 1916*

Description of loan	Interest rate (per cent)	Outstanding debt		Decrease in fiscal year 1926	Outstanding debt June 30, 1916
		June 30, 1926	June 30, 1925		
A. Interest-bearing debt:					
1. Bonds—					
1. Pre-war—					
2 per cent consols of 1930.....	2	\$599, 724, 050	\$599, 724, 050	-----	\$636, 259, 550
4 per cent loan of 1925.....	4	-----	-----	-----	118, 489, 900
2 per cent Panamas of 1916-1936.....	2	48, 954, 180	48, 954, 180	-----	54, 456, 980
2 per cent Panamas of 1918-1938.....	2	25, 947, 400	25, 947, 400	-----	29, 875, 000
3 per cent Panamas of 1961.....	3	49, 800, 000	49, 800, 000	-----	50, 000, 000
3 per cent conversion bonds of 1946-47.....	3	28, 894, 500	28, 894, 500	-----	5, 900, 600
2½ per cent postal savings bonds (1st to 22d series).....	2½	-----	-----	-----	8, 245, 100
2½ per cent postal savings bonds (1st to 30th series).....	2½	12, 540, 040	11, 995, 880	<sup>1</sup> \$544, 160	-----
3 per cent loan of 1908-1918.....	3	-----	-----	-----	63, 945, 460
Total pre-war bonds.....	-----	765, 860, 170	765, 316, 010	<sup>1</sup> 544, 160	967, 172, 590
2. War (Liberty loan bonds)—					
First Liberty loan—					
3½ per cent bonds of 1932-1947.....	3½	1, 397, 689, 100	1, 409, 995, 950	12, 306, 850	-----
Converted 4 per cent bonds of 1932-1947.....	4	5, 156, 800	5, 243, 350	86, 550	-----
Converted 4¼ per cent bonds of 1932-1947.....	4¼	532, 874, 250	532, 788, 200	<sup>1</sup> 86, 050	-----
Second converted 4¼ per cent bonds of 1932-1947.....	4¼	3, 492, 150	3, 492, 150	-----	-----
Total, first Liberty loan.....	-----	1, 939, 212, 300	1, 951, 519, 650	12, 307, 350	-----
Second Liberty loan—					
4 per cent bonds of 1927-1942.....	4	20, 849, 700	21, 091, 600	241, 900	-----
Converted 4¼ per cent bonds of 1927-1942.....	4¼	3, 083, 678, 100	3, 083, 467, 150	<sup>1</sup> 210, 950	-----
Total, second Liberty loan.....	-----	3, 104, 527, 800	3, 104, 558, 750	30, 950	-----
Third Liberty loan—					
4¼ per cent bonds of 1928.....	4¼	2, 488, 272, 450	2, 885, 377, 350	397, 104, 900	-----
Fourth Liberty loan—					
4¼ per cent bonds of 1933-1938.....	4¼	6, 324, 471, 950	6, 324, 481, 200	9, 250	-----
Total war bonds.....	-----	13, 856, 484, 500	14, 265, 936, 950	409, 452, 450	-----
3. Treasury bonds—					
Bonds of 1947-1952.....	4¼	763, 948, 300	763, 948, 300	-----	-----
Bonds of 1944-1954.....	4	1, 047, 087, 500	1, 047, 088, 500	1, 000	-----
Bonds of 1946-1956.....	3¾	494, 898, 100	-----	<sup>1</sup> 494, 898, 100	-----
Total bonds.....	-----	16, 928, 278, 570	16, 842, 289, 760	<sup>1</sup> 85, 988, 810	967, 172, 590
2. Notes—					
Treasury notes—					
One-year Treasury notes, act of Dec. 23, 1913.....					
Series A 1925.....	3	-----	-----	-----	4, 390, 000
A 1926.....	4¾	-----	299, 659, 900	299, 659, 900	-----
B 1926.....	4¾	-----	615, 677, 900	615, 677, 900	-----
A 1927.....	4¼	414, 922, 300	414, 922, 300	-----	-----
B 1927.....	4¼	355, 779, 900	355, 779, 900	-----	-----
Adjusted service—	4¾	668, 201, 400	668, 201, 400	-----	-----
Series A 1930.....					
A 1931.....	4	50, 000, 000	50, 000, 000	-----	-----
B 1931.....	4	53, 500, 000	-----	<sup>1</sup> 53, 500, 000	-----
B 1931.....	4	70, 000, 000	-----	<sup>1</sup> 70, 000, 000	-----
Total Treasury notes.....	-----	1, 612, 403, 600	2, 404, 241, 400	791, 837, 800	4, 390, 000

<sup>1</sup> Increase.

## PUBLIC DEBT OF THE UNITED STATES—continued

No. 23.—Detail statement of outstanding debt at close of business June 30, 1926, compared with June 30, 1925, and June 30, 1916—Continued

Description of loan	Interest rate (per cent)	Outstanding debt		Decrease in fiscal year 1926	Outstanding debt June 30, 1916
		June 30, 1926	June 30, 1925		
A. Interest-bearing debt—Continued.					
3. Certificates of indebtedness—					
Tax—					
Series TS 1925.....	2¾		\$229, 576, 000. 00	\$229, 576, 000. 00	
TD 1925.....	3		179, 462, 000. 00	179, 462, 000. 00	
TJ 1926.....	3		124, 247, 000. 00	124, 247, 000. 00	
TD 1926.....	3¾	\$452, 879, 000. 00		<sup>1</sup> 452, 879, 000. 00	
Adjusted service series.....	4	30, 400, 000. 00	45, 400, 000. 00	15, 000, 000. 00	
Total tax certificates.....		483, 279, 000. 00	578, 685, 000. 00	95, 406, 000. 00	
4. War savings securities <sup>2</sup> —					
1. War savings certificates, series 1921.....	4		11, 186, 529. 32	11, 186, 529. 32	
2. Treasury savings certificates, series 1921, issue of Dec. 15, 1921.....	4½	1, 825, 235. 55	1, 810, 424. 85	<sup>1</sup> 14, 810. 70	
3. Treasury savings certificates, series 1922, issue of Dec. 15, 1921.....	4½	95, 584, 471. 10	96, 933, 452. 25	1, 348, 981. 15	
4. Treasury savings certificates, series 1922, issue of Sept. 30, 1922.....	4	14, 558, 780. 95	15, 053, 033. 90	494, 252. 95	
5. Treasury savings certificates, series 1923, issue of Sept. 30, 1922.....	4	129, 448, 084. 95	134, 172, 088. 25	4, 724, 003. 30	
6. Treasury savings certificates, series 1923, issue of Dec. 1, 1923.....	<sup>3</sup> 4½	23, 509, 779. 60	24, 462, 754. 15	952, 974. 55	
7. Treasury savings certificates, series 1924, issue of Dec. 1, 1923.....	<sup>3</sup> 4½	94, 883, 337. 90	98, 203, 221. 35	3, 319, 883. 45	
8. Thrift and Treasury savings stamps, unclassified sales, etc.....			3, 868, 587. 28	3, 868, 587. 28	
Total war savings securities.....		359, 809, 690. 05	385, 690, 091. 35	25, 880, 401. 30	
Total interest-bearing debt outstanding.....		19, 383, 770, 860. 05	20, 210, 906, 251. 35	827, 135, 391. 30	\$971, 562, 590. 00
B. Matured debt on which interest has ceased (payable on presentation):					
1. Old debt matured at various dates prior to Apr. 1, 1917.....		2, 324, 500. 26	1, 280, 460. 26	<sup>1</sup> 1, 044, 040. 00	1, 473, 100. 26
2. Certificates of indebtedness, at various interest rates, matured.....		1, 890, 000. 00	711, 500. 00	<sup>1</sup> 1, 178, 500. 00	
3. Spanish War loan of 1908-1918.....			244, 820. 00	244, 820. 00	
4. 3¾ per cent Victory notes of 1922-23.....		29, 000. 00	40, 300. 00	11, 300. 00	
5. 4¾ per cent Victory notes of 1922-23.....		4, 433, 100. 00	6, 728, 400. 00	2, 295, 300. 00	
6. Treasury notes at various interest rates, matured.....		4, 651, 200. 00	21, 237, 450. 00	16, 586, 250. 00	
Total matured debt outstanding on which interest has ceased.....		13, 327, 800. 26	30, 242, 930. 26	16, 915, 130. 00	1, 473, 100. 26
C. Debt bearing no interest (payable on presentation):					
1. Obligations required to be reissued when redeemed—					
United States notes.....		346, 681, 016. 00	346, 681, 016. 00		346, 681, 016. 00
Less gold reserve.....		154, 188, 886. 20	153, 620, 985. 51	<sup>1</sup> 567, 900. 69	152, 979, 025. 63
Excess of notes over reserve.....		192, 492, 129. 80	193, 060, 030. 49	567, 900. 69	193, 701, 990. 37

<sup>1</sup> Increase.

<sup>2</sup> Amounts issued of Treasury (war) savings certificates of the series of 1919, 1920, and 1921 are on basis of reports of sales, taken at issue price; amounts retired are on basis of redemption value. Amounts issued and amounts outstanding of Treasury savings certificates, issue of Dec. 15, 1921, series of 1921 and 1922, and issue of Sept. 30, 1922, series of 1922 and 1923, are on basis of net redemption value, partly estimated, and for the issue of Dec. 15, 1921, include receipts from sales of Treasury savings stamps.

<sup>3</sup> Average rate.

## PUBLIC DEBT OF THE UNITED STATES—continued

No. 23.—*Detail statement of outstanding debt at close of business June 30, 1926, compared with June 30, 1925, and June 30, 1916—Continued*

Description of loan	Interest rate (per cent)	Outstanding debt		Decrease in fiscal year 1926	Outstanding debt June 30, 1916
		June 30, 1926	June 30, 1925		
C. Debt bearing no interest—Continued.					
2. Obligations that will be retired on presentation—					
Old demand notes.....		\$53, 012. 50	\$53, 012. 50	-----	\$53, 152. 50
National bank notes and Federal reserve bank notes assumed by the United States on deposit of lawful money for their retirement.....		47, 837, 812. 00	80, 014, 519. 50	\$32, 176, 707. 50	51, 506, 237. 50
Fractional currency.....		1, 994, 201. 66	1, 995, 430. 63	1, 228. 97	6, 848, 496. 90
Thrift and Treasury savings stamps, unclassified sales, etc.....		3, 707, 263. 42	-----	<sup>1</sup> 3, 707, 263. 42	-----
Total debt bearing no interest outstanding.....		246, 084, 419. 38	275, 122, 993. 12	29, 038, 573. 74	252, 109, 877. 27
D. Total gross debt <sup>2</sup> .....		19, 643, 183, 079. 69	20, 516, 272, 174. 73	873, 089, 095. 04	1, 225, 145, 567. 53
E. Plus matured interest obligations, etc.:					
1. Matured interest obligations outstanding.....		49, 449, 755. 65	53, 115, 692. 18	3, 665, 936. 53	909, 616. 85
2. Discount accrued (partly estimated) on war savings securities, matured series <sup>3</sup> .....		10, 201, 765. 00	15, 781, 077. 89	5, 579, 312. 89	-----
3. Treasury warrants outstanding.....		1, 818, 983. 03	2, 565, 496. 84	746, 513. 81	2, 309, 205. 14
4. Disbursing officers' checks outstanding.....		79, 179, 066. 84	71, 479, 255. 37	<sup>4</sup> 7, 699, 811. 47	13, 843, 128. 26
Total matured interest obligations, etc.....		140, 649, 570. 52	142, 941, 522. 28	2, 291, 951. 76	17, 061, 950. 25
F. Total gross debt, plus matured interest obligations, etc.....		19, 783, 832, 650. 21	20, 659, 213, 697. 01	875, 381, 046. 80	1, 242, 207, 517. 78
G. Less offsets to debt: <sup>4</sup>					
Cash balance held by Treasurer of the United States as per daily Treasury statements of June 30.....		210, 002, 026. 71	217, 835, 732. 09	7, 833, 705. 38	236, 879, 590. 90
H. Net debt, including matured interest obligations, etc <sup>4</sup> .....		19, 573, 830, 623. 50	20, 441, 377, 964. 92	867, 547, 341. 42	1, 005, 327, 926. 88

<sup>1</sup> Increase.

<sup>2</sup> The total gross debt June 30, 1926, on the basis of daily Treasury statements was \$19,643,216,315.19 and the net amount of public debt redemptions and receipts in transit, etc., was \$38,535.50.

<sup>3</sup> Accrued discount calculated on basis of exact accrual at rate of 4 per cent per annum compounded quarterly, with due allowance for cash redemptions to date.

<sup>4</sup> No deduction is made on account of obligations of foreign governments or other investments.

## BUDGET STATEMENT No. 24

*Securities owned by the United States Government, June 30, 1926*

	June 30, 1925	June 30, 1926	Decrease
Bonds of foreign governments, funded debts.....	\$4, 743, 442, 883. 00	\$4, 725, 490, 865. 00	\$17, 952, 018. 00
Obligations of foreign governments, cash advances less repayments of principal (acts Apr. 24 and Sept. 24, 1917) <sup>1</sup> .....	5, 242, 250, 381. 37	5, 242, 045, 463. 49	204, 917. 88
Foreign obligations, sale of surplus war supplies <sup>1</sup> .....	515, 066, 317. 03	510, 838, 117. 78	4, 228, 199. 25
Foreign obligations, American Relief Administration <sup>1</sup> .....	24, 140, 288. 02	23, 318, 151. 95	822, 136. 07
Foreign obligations, U. S. Grain Corporation <sup>1</sup> .....	30, 860, 452. 51	30, 860, 452. 51	
Capital stock, U. S. Emergency Fleet Corporation, net.....	5, 580, 445. 81	6, 613, 672. 75	<sup>2</sup> 1, 033, 226. 94
Capital stock, Hoboken Manufacturers Railroad Co.....	400, 000. 00	400, 000. 00	
Capital stock, U. S. Housing Corporation, net.....	39, 882, 880. 54	36, 153, 403. 42	3, 729, 477. 12
Capital stock, U. S. Spruce Production Corporation.....	10, 000, 000. 00	10, 000, 000. 00	
Obligations of carriers, act Mar. 21, 1917, B. & M. R. R.....	25, 950, 000. 00	25, 950, 000. 00	
Equipment trust 6 per cent gold notes, act Mar. 21, 1918, M. & St. L. R. R. Co.....	1, 253, 000. 00	302, 400. 00	950, 600. 00
Obligations of carriers, sec. 207, act Feb. 28, 1920.....	108, 034, 000. 00	102, 114, 391. 00	5, 919, 609. 00
Obligations of carriers, sec. 210, act Feb. 28, 1920.....	181, 063, 324. 29	170, 746, 059. 64	10, 317, 264. 65
Capital stock, Panama Railroad Co.....	7, 000, 000. 00	7, 000, 000. 00	
Capital stock, Inland Waterways Corporation.....	1, 500, 000. 00	1, 500, 000. 00	
Capital stock, Federal land banks.....	1, 513, 045. 00	1, 180, 440. 00	332, 605. 00
Capital stock, Federal intermediate credit banks.....	24, 000, 000. 00	24, 000, 000. 00	
Federal farm loan bonds.....	88, 885, 000. 00	60, 495, 000. 00	28, 390, 000. 00
Securities, sale of surplus war supplies, War Department.....	5, 080, 992. 06	3, 798, 754. 47	1, 282, 237. 59
Securities, sale of surplus war supplies, Navy Department.....	9, 482, 025. 57	8, 341, 838. 43	1, 140, 187. 14
Securities, sale of ships, Shipping Board.....	41, 084, 955. 70	46, 012, 401. 22	<sup>2</sup> 4, 927, 445. 52
Total.....	11, 106, 469, 990. 90	11, 037, 161, 411. 66	69, 308, 579. 24
<b>MEMORANDUM</b>			
Capital stock, U. S. Sugar Equalization Board (Inc.).....	5, 000, 000. 00	5, 000, 000. 00	
Offset by cash deposited in Treasury to credit of corporation.....	12, 797, 160. 19	11, 379, 780. 45	1, 417, 379. 74
Capital stock, War Finance Corporation.....	1, 000, 000. 00	1, 000, 000. 00	
Offset by cash deposited in Treasury to credit of corporation.....	14, 399, 565. 88	34, 090, 732. 16	<sup>2</sup> 19, 691, 166. 28
Amount due United States, Pacific Railroad aid bonds.....	3, 482, 833. 23	3, 466, 834. 82	15, 998. 41

<sup>1</sup> Accrued and unpaid interest not included.<sup>2</sup> Increase.

## CUMULATIVE SINKING FUND STATEMENTS REPORTED BY THE SECRETARY OF THE TREASURY

## BUDGET STATEMENT No. 25

*Cumulative sinking fund account, fiscal year 1926*

Debits	Amount	Credits	Amount
A. Balance at beginning of year July 1, 1925----	\$23. 51	C. Expenditures on account of principal: Net cash expenditures-----	\$321, 184, 468. 20
B. Sinking fund appropriations:			
1. 2½ per cent of aggregate amount of Liberty bonds and Victory notes outstanding on July 1, 1920, less par amount of obligations of foreign Governments purchased under the several Liberty loan acts and held by the United States on July 1, 1920 (sec. 6, Victory Liberty loan act of Mar. 3, 1919)-----	253, 404, 864. 87		
2. Interest on bonds and notes purchased or redeemed prior to June 30, 1926 (par. (a), sec. 6, act approved Mar. 3, 1919, as amended by act approved Mar. 2, 1923)-----	67, 779, 688. 84		
Total debits-----	321, 184, 577. 32	D. Balance at end of year June 30, 1926-----	109. 02
		Total credits-----	321, 184, 577. 22

## BUDGET STATEMENT No. 26

*Cumulative sinking fund account, estimated for fiscal year 1927*

A. Balance at beginning of year July 1, 1926----	\$109. 02	C. Expenditures on account of principal (estimated): Net cash expenditures-----	\$336, 058, 208. 26
B. Sinking fund appropriations:			
1. 2½ per cent of aggregate amount of Liberty bonds and Victory notes outstanding on July 1, 1920, less par amount of obligations of foreign Governments purchased under the several Liberty loan acts and held by the United States on July 1, 1920 (sec. 6, Victory Liberty loan act of Mar. 3, 1919)-----	253, 404, 864. 87		
2. Interest (par. (a), sec. 6, act approved Mar. 3, 1919, as amended by act approved Mar. 2, 1923)—			
(1) One year's interest on bonds and notes purchased or redeemed prior to July 1, 1926-----	78, 428, 880. 80		
(2) Interest on bonds and notes purchased or redeemed during fiscal year 1927 (estimated)-----	4, 224, 353. 57		
Total debits-----	336, 058, 208. 26	Total credits-----	336, 058, 208. 26

## BUDGET STATEMENT No. 27

*Cumulative sinking fund account, estimates for fiscal year 1928*

A. Sinking fund appropriations:		B. Expenditures on account of principal (estimated): Net cash expenditures-----	\$354, 157, 084. 66
1. 2½ per cent of aggregate amount of Liberty bonds and Victory notes outstanding on July 1, 1920, less par amount of obligations of foreign Governments purchased under the several Liberty loan acts and held by the United States on July 1, 1920 (sec. 6, Victory Liberty loan act of Mar. 3, 1919)-----	\$253, 404, 864. 87		
2. Interest (par. (a), sec. 6, act approved Mar. 3, 1919, as amended by act approved Mar. 2, 1923)—			
(1) One year's interest on bonds and notes purchased or redeemed prior to July 1, 1927 (estimated)-----	92, 726, 937. 88		
(2) Interest on bonds and notes purchased or redeemed during fiscal year 1928 (estimated)-----	8, 025, 281. 91		
Total debits-----	354, 157, 084. 66	Total credits-----	354, 157, 084. 66

## BUDGET STATEMENT No. 28

*Proposed public-debt issues and redemptions and purchases, fiscal year 1928, compared with prior years*

[On basis of daily Treasury statements]

	Fiscal year 1928	Fiscal year 1927	Fiscal year 1926
<b>EXPENDITURES</b>			
Certificates of indebtedness.....	\$800,000,000.00	\$452,879,000.00	\$533,107,500.00
Victory notes.....	1,000,000.00	2,000,000.00	2,311,550.00
Treasury notes and bonds and Liberty bonds.....	709,500,000.00	1,415,375,000.00	1,339,929,850.00
Treasury notes and certificates, adjusted service series.....	19,000,000.00	18,000,000.00	15,000,000.00
Treasury (War) savings securities.....	125,000,000.00	40,000,000.00	33,850,692.38
Retirements of Federal reserve bank notes and national-bank notes.....	25,000,000.00	30,000,000.00	54,400,182.50
Loan of 1925.....			634,050.00
Old debt items.....			575,509.66
Total public debt expenditures.....	1,679,500,000.00	1,958,254,000.00	1,979,809,334.54
Deduct:			
Debt expenditures chargeable against ordinary receipts (as above)—			
Sinking fund.....	\$353,685,150.00	\$332,232,050.00	\$317,091,750.00
Purchase of Liberty bonds from foreign repayments.....		27,705,027.00	4,393,500.00
Received from foreign governments under debt settlements.....	208,672,476.00	205,218,570.00	165,260,000.00
Retirements from Federal reserve bank and Federal intermediate credit bank franchise tax receipts.....	800,000.00	1,000,000.00	567,900.00
Retirements from gifts, forfeitures etc.....			62,900.00
	563,157,626.00	566,155,647.00	487,376,050.00
	1,116,342,374.00	1,392,098,353.00	1,492,433,283.85
<b>RECEIPTS</b>			
Treasury savings securities.....			11,678,026.83
Deposits to retire Federal reserve bank notes and national-bank notes.....	15,000,000.00	15,000,000.00	22,318,475.00
New issues of securities, including Treasury bonds, notes, and certificates.....	900,638,511.00	994,019,258.00	1,072,836,260.00
Total public-debt receipts.....	915,638,511.00	1,009,019,258.00	1,106,831,761.83
Excess of public-debt retirements over the retirements chargeable against ordinary receipts due to indicated surplus in ordinary receipts and decrease in general-fund balance.....	200,703,863.00	383,079,095.00	386,601,522.02
	1,116,342,374.00	1,392,098,353.00	1,492,433,283.85

NOTE.—The expenditures on account of Treasury certificates of indebtedness and the receipts on account of new issues of securities, as shown in this statement, do not include Treasury certificates which are issued and retired within the same fiscal year.

## BUDGET STATEMENT No. 29

*Statement summarizing and comparing by classification services and grades for the fiscal years 1928, 1927, and 1926 the average number of employees, the average salary rates, and the total salaries of the personnel of the executive departments and independent establishments in the District of Columbia, classified under the act of March 4, 1923*

Classification service and grade by department or establishment	Estimated expenditures, 1928			Estimated expenditures, 1927			Expended and obligated, 1926		
	Average number of employees	Average salary rate	Total salaries	Average number of employees	Average salary rate	Total salaries	Average number of employees	Average salary rate	Total salaries
<b>Professional and scientific service:</b>									
Grade 7, \$7,500—									
Board of Tax Appeals.....	16	\$10,000.00	\$160,000.00	16	\$10,000.00	\$160,000.00	14½	\$8,347.00	\$123,819.00
Federal Trade Commission.....	1	7,500.00	7,500.00	1	7,500.00	7,500.00	1½	7,500.00	6,250.00
Interstate Commerce Commission.....	4	9,500.00	38,000.00	4	9,500.00	38,000.00	4	9,500.00	38,000.00
United States Veterans' Bureau.....	2	7,500.00	15,000.00	2	7,500.00	15,000.00			
Department of Agriculture.....	3	7,500.00	22,500.00	2½	7,500.00	21,250.00	2½	7,500.00	15,625.00
Department of the Interior.....	1	10,000.00	10,000.00	1	10,000.00	10,000.00	1½	10,000.00	833.00
Department of Justice.....	11	8,545.00	93,995.00	9	8,778.00	79,002.00	8½	8,783.00	77,583.00
Total.....	38	9,131.00	346,995.00	35½	9,230.00	330,752.00	32½	8,024.00	262,110.00
Grade 6, \$6,000 to \$7,500; average, \$6,750—									
Alien Property Custodian.....	1	7,500.00	7,500.00	1	7,500.00	7,500.00	1	7,500.00	7,500.00
Federal Board for Vocational Education.....	4	6,750.00	27,000.00	4	6,750.00	27,000.00	4	6,750.00	27,000.00
Federal Power Commission.....	1	7,500.00	7,500.00	1	7,000.00	7,000.00	1	6,500.00	6,500.00
Federal Trade Commission.....	3	6,500.00	19,500.00	3	6,500.00	19,500.00	3	6,500.00	19,500.00
General Accounting Office.....	1	7,000.00	7,000.00	1	7,000.00	7,000.00	1	7,000.00	7,000.00
Interstate Commerce Commission.....	5	7,200.00	36,000.00	4	7,500.00	30,000.00	4	7,125.00	28,500.00
National Advisory Committee for Aeronautics.....	1	7,500.00	7,500.00	1	7,000.00	7,000.00	1	7,000.00	7,000.00
Shipping Board.....	2	8,750.00	17,500.00	2	8,750.00	17,500.00	1½	8,303.00	15,914.00
Smithsonian Institution.....	1	6,000.00	6,000.00	1	6,000.00	6,000.00	1	6,000.00	6,000.00
United States Veterans' Bureau.....	4	6,750.00	27,000.00	4	6,200.00	24,800.00	2	7,500.00	15,000.00
Department of Agriculture.....	17	6,324.00	107,500.00	17	6,324.00	107,500.00	18½	5,928.00	111,461.00
Department of Commerce.....	6½	6,986.00	46,000.00	6½	6,911.00	45,500.00	5½	6,465.00	38,250.00
Department of the Interior.....	4	7,125.00	28,500.00	4	7,000.00	28,000.00	3½	6,989.00	27,375.00
Department of Justice.....	17½	6,485.00	113,496.00	17½	6,485.00	113,496.00	18½	6,481.00	120,440.00
Department of Labor.....	3	6,000.00	18,000.00	3	6,000.00	18,000.00	3	6,000.00	18,000.00
Post Office Department.....	1	6,500.00	6,500.00	1	6,000.00	6,000.00	1	6,000.00	6,000.00
State Department.....	1	6,000.00	6,000.00	1	6,000.00	6,000.00			
Treasury Department.....	1	6,000.00	6,000.00	1	6,000.00	6,000.00	1	6,000.00	6,000.00
District of Columbia.....	1	6,000.00	6,000.00	1	6,000.00	6,000.00	1	6,000.00	6,000.00
Total.....	75½	6,666.00	500,496.00	74½	6,611.00	489,796.00	75½	6,306.00	473,440.00
Grade 5, \$5,200 to \$6,000; average \$5,600—									
Alien Property Custodian.....	1	6,000.00	6,000.00	1	6,000.00	6,000.00	1	6,000.00	6,000.00
Board of Tax Appeals.....	5	5,600.00	28,000.00	3	5,400.00	16,200.00	4½	5,135.00	24,816.00
Bureau of Efficiency.....							½	5,200.00	3,033.00
Civil Service Commission.....	2	5,300.00	10,600.00	3	5,300.00	15,900.00	2	5,268.00	10,575.00
Federal Board for Vocational Education.....	6	5,320.00	27,960.00	5	5,480.00	27,400.00	5	5,360.00	26,800.00
Federal Trade Commission.....	29	5,304.00	153,816.00	30	5,300.00	159,000.00	21	5,327.00	111,867.00
General Accounting Office.....	5	5,680.00	28,400.00	5	5,680.00	28,400.00	4	5,400.00	21,600.00
Interstate Commerce Commission.....	60	5,606.00	336,360.00	57	5,555.00	316,585.00	44½	5,375.00	238,946.00
National Advisory Committee for Aeronautics.....	1	5,200.00	5,200.00						
Shipping Board.....	1	5,200.00	5,200.00	1	5,200.00	5,200.00	½	5,200.00	3,033.00
Smithsonian Institution.....	6	5,200.00	31,200.00	6	5,200.00	31,200.00	6	5,200.00	31,200.00
Tariff Commission.....	4	5,600.00	22,400.00	4	5,600.00	22,400.00	4½	5,512.00	26,184.00
United States Veterans' Bureau.....	19	5,600.00	106,400.00	19	5,600.00	106,400.00	18½	5,513.00	92,798.00
Department of Agriculture.....	120½	5,332.00	642,461.00	120½	5,332.00	642,461.00	109½	5,275.00	578,471.00
Department of Commerce.....	77½	5,428.00	420,214.00	72½	5,418.00	393,245.00	66½	5,389.00	358,410.00
Department of the Interior.....	34½	5,313.00	185,524.00	31½	5,268.00	168,038.00	29½	5,212.00	152,871.00
Department of Justice.....	34	5,296.00	180,050.00	31	5,304.00	164,409.00	25	5,247.00	131,163.00
Department of Labor.....	4	5,250.00	21,000.00	4	5,250.00	21,000.00	3½	5,251.00	20,567.00
Navy Department.....	22	5,227.00	115,000.00	22	5,208.00	114,600.00	20½	5,210.00	107,669.00
Post Office Department.....	2	5,400.00	10,800.00	2	5,200.00	10,400.00	1½	5,236.00	9,600.00
State Department.....	9	5,511.00	49,599.00	8	5,550.00	44,400.00	7½	5,563.00	42,187.00
Treasury Department.....	46	5,557.00	255,610.00	46	5,557.00	255,610.00	45½	5,503.00	250,388.00
War Department.....	9	5,322.00	47,898.00	9	5,300.00	47,698.00	7½	5,246.00	38,907.00
District of Columbia.....	21	5,524.00	116,000.00	20	5,460.00	109,200.00	20	5,340.00	106,800.00
Total.....	518½	5,406.00	2,805,371.00	499½	5,403.00	2,701,087.00	448½	5,398.00	2,418,885.00
Grade 4, \$3,800 to \$5,000; average, \$4,400—									
Alien Property Custodian.....							1	5,000.00	5,000.00
Board of Tax Appeals.....	9	4,400.00	39,600.00	4½	4,400.00	19,800.00			
Bureau of Efficiency.....	1	4,600.00	4,600.00	1	4,400.00	4,400.00	1	4,400.00	4,350.00
Civil Service Commission.....	4	3,900.00	15,600.00	4	3,900.00	15,600.00	2½	3,973.00	9,608.00
Employees Compensation Commission.....	1	4,000.00	4,000.00	1	4,000.00	4,000.00	1	4,000.00	4,000.00
Alien Property Custodian.....							1	5,000.00	5,000.00

No. 29.—Statement summarizing and comparing by classification services and grades for the fiscal years 1928, 1927, and 1926 the average number of employees, the average salary rates, and the total salaries of the personnel of the executive departments and independent establishments in the District of Columbia, classified under the act of March 4, 1923—Continued

Classification service and grade by department or establishment	Estimated expenditures, 1928			Estimated expenditures, 1927			Expended and obligated, 1926		
	Average number of employees	Average salary rate	Total salaries	Average number of employees	Average salary rate	Total salaries	Average number of employees	Average salary rate	Total salaries
<b>Professional and scientific service—Continued.</b>									
<b>Grade 4, \$3,800 to \$5,000; average, \$4,400—Continued.</b>									
Federal Board for Vocational Education.....	19	\$4,390.00	\$83,400.00	18½	\$4,306.00	\$81,460.00	18½	\$4,103.00	\$76,934.00
Federal Trade Commission.....	28	4,050.00	113,400.00	29	4,041.00	117,189.00	38½	3,920.00	143,633.00
General Accounting Office.....	7	4,371.00	30,600.00	7	4,371.00	30,600.00	7	4,043.00	28,300.00
Interstate Commerce Commission.....	115	4,376.00	503,317.00	110	4,272.00	469,917.00	108½	3,829.00	415,502.00
National Advisory Committee for Aeronautics.....	½	2,917.00	1,701.00	½	3,333.00	2,224.00	½	2,083.00	870.00
Shipping Board.....	2½	4,444.00	9,999.00	2½	4,444.00	9,999.00	2½	4,375.00	11,667.00
Smithsonian Institution.....	22	3,800.00	83,600.00	22	3,800.00	83,600.00	20½	3,800.00	77,580.00
Tariff Commission.....	26	4,200.00	109,200.00	26	4,200.00	109,200.00	19½	4,087.00	80,045.00
United States Veterans' Bureau.....	89	4,400.00	391,600.00	89	4,246.00	377,894.00	75½	4,240.00	319,059.00
Department of Agriculture.....	279½	4,070.00	1,134,675.00	279½	4,061.00	1,135,321.00	258½	4,057.00	1,049,919.00
Department of Commerce.....	191	4,106.00	784,241.00	164½	4,062.00	667,841.00	159½	3,969.00	631,324.00
Department of the Interior.....	107½	4,126.00	444,206.00	108½	4,057.00	441,496.00	99½	4,039.00	400,905.00
Department of Justice.....	26	4,238.00	110,200.00	24	4,275.00	102,596.00	29½	4,111.00	120,598.00
Department of Labor.....	9	4,111.00	37,000.00	8½	4,106.00	40,373.00	8	4,097.00	32,777.00
Navy Department.....	54	3,899.00	210,555.00	54	3,888.00	209,955.00	51½	3,895.00	200,939.00
Post Office Department.....	3	4,067.00	12,200.00	3	3,867.00	11,600.00	2½	3,871.00	10,967.00
State Department.....	11	4,055.00	44,600.00	9	4,111.00	37,000.00	9½	4,083.00	40,495.00
Treasury Department.....	264	4,111.00	1,085,268.00	261½	4,099.00	1,070,769.00	221½	4,133.00	917,155.00
War Department.....	25	3,908.00	97,693.00	25	3,884.00	97,090.00	26½	3,861.00	101,670.00
District of Columbia.....	23	4,123.00	94,840.00	22	4,118.00	90,600.00	20	3,965.00	79,300.00
<b>Total.....</b>	<b>1,451½</b>	<b>3,753.00</b>	<b>5,446,095.00</b>	<b>1,276½</b>	<b>4,098.00</b>	<b>5,230,524.00</b>	<b>984½</b>	<b>4,840.00</b>	<b>4,766,597.00</b>
<b>Grade 3, \$3,000 to \$3,000; average, \$3,300—</b>									
Alien Property Custodian.....							1	1,959.40	1,959.40
Board of Tax Appeals.....	3	3,300.00	9,900.00	9½	3,300.00	12,925.00	4	3,150.00	12,600.00
Bureau of Efficiency.....							½	3,000.00	500.00
Civil Service Commission.....	6	3,100.00	18,600.00	5½	3,101.00	18,350.00	6½	3,193.00	21,819.00
Federal Trade Commission.....	24	3,154.00	75,696.00	24	3,154.00	75,696.00	25½	3,157.00	79,451.00
General Accounting Office.....	19	3,300.00	62,700.00	19	3,300.00	62,700.00	11½	3,196.00	36,750.00
Interstate Commerce Commission.....	82	3,280.00	268,963.00	100	3,227.00	322,683.00	88½	3,142.00	279,122.00
National Advisory Committee for Aeronautics.....	1	3,300.00	3,300.00						
Public Buildings and Public Parks.....	1	3,000.00	3,000.00	1	3,000.00	3,000.00	1	3,000.00	3,000.00
Smithsonian Institution.....	13	3,000.00	39,000.00	11	3,000.00	33,000.00	11	3,000.00	33,000.00
Tariff Commission.....	22	3,259.00	71,700.00	22	3,259.00	71,700.00	18½	3,273.00	60,557.00
United States Veterans' Bureau.....	63	3,000.00	207,900.00	68	3,245.00	220,660.00	63½	3,196.00	204,008.00
Department of Agriculture.....	315½	3,168.00	1,001,560.00	313½	3,187.00	1,000,194.00	300½	3,156.00	949,490.00
Department of Commerce.....	239½	3,212.00	769,028.00	228	3,188.00	726,916.00	214½	3,112.00	667,881.00
Department of the Interior.....	136½	3,129.00	428,173.00	134½	3,097.00	415,792.00	126½	3,094.00	391,647.00
Department of Justice.....	14	3,151.00	44,108.00	13	3,146.00	40,896.00	13½	3,133.00	43,608.00
Department of Labor.....	19	3,021.00	57,400.00	20½	3,020.00	60,650.00	20½	3,008.00	62,925.00
Navy Department.....	87	3,122.00	271,647.00	87½	3,246.00	272,647.00	84½	3,110.00	261,531.00
Post Office Department.....	7	3,100.00	21,700.00	7	3,000.00	21,000.00	7	3,005.00	21,032.00
State Department.....	17	3,212.00	54,596.00	17	3,212.00	54,596.00	13½	3,153.00	43,620.00
Treasury Department.....	176	3,190.00	561,455.00	158	3,179.00	502,226.00	188½	3,167.00	281,585.00
War Department.....	36	3,139.00	112,990.00	38½	3,115.00	119,394.00	38½	3,094.00	119,126.00
District of Columbia.....	40	3,145.00	125,800.00	38½	3,126.00	121,400.00	34½	3,048.00	104,650.00
<b>Total.....</b>	<b>1,321½</b>	<b>3,185.00</b>	<b>4,209,236.00</b>	<b>1,310½</b>	<b>3,172.00</b>	<b>4,156,425.00</b>	<b>1,175½</b>	<b>3,131.00</b>	<b>3,679,841.40</b>
<b>Grade 2, \$2,400 to \$3,000; average, \$2,700—</b>									
Alien Property Custodian.....	1	2,700.00	2,700.00	1	2,700.00	2,700.00	1	2,700.00	2,700.00
Board of Tax Appeals.....				2½	2,442.00	6,715.00			
Civil Service Commission.....	6	2,483.00	14,898.00	6½	2,482.00	15,068.00	6½	2,428.00	16,174.00
Employees' Compensation Commission.....	1	2,400.00	2,400.00	1	2,400.00	2,400.00	½	2,400.00	2,200.00
Federal Trade Commission.....	25	2,584.00	64,600.00	26	2,600.00	67,600.00	24	2,616.00	62,784.00
General Accounting Office.....	11	2,682.00	29,500.00	11	2,682.00	29,500.00	15½	2,700.00	41,850.00
Interstate Commerce Commission.....	62	2,666.00	165,300.00	112	2,610.00	292,302.00	100½	2,522.00	253,664.00
Shipping Board.....	2	2,700.00	5,400.00	2	2,700.00	5,400.00	2	2,700.00	5,400.00
Smithsonian Institution.....	10	2,428.00	24,280.00	11	2,427.00	26,697.00	10½	2,406.00	25,268.00
Tariff Commission.....	15	2,700.00	40,512.00	15	2,700.00	40,512.00	14½	2,620.00	38,866.00
United States Veterans' Bureau.....	38	2,700.00	102,600.00	41	2,593.00	106,313.00	37½	2,567.00	95,193.00
Department of Agriculture.....	240½	2,578.00	621,007.00	239½	2,582.00	619,396.00	240½	2,569.00	619,156.00
Department of Commerce.....	248½	2,583.00	644,428.00	234½	2,602.00	609,379.00	207½	2,587.00	537,384.00
Department of the Interior.....	66½	2,556.00	169,119.00	61½	2,517.00	155,614.00	82½	2,496.00	205,963.00
Department of Justice.....	11	2,491.00	27,400.00	11	2,491.00	27,400.00	13½	2,553.00	34,066.00
Department of Labor.....	29	2,521.00	73,106.00	30½	2,521.00	75,849.00	30½	2,449.00	73,665.00
Navy Department.....	62	2,601.00	161,262.00	65	2,595.00	168,693.00	58½	2,596.00	152,301.00
Post Office Department.....	2	2,600.00	5,200.00	2	2,550.00	5,100.00	2½	2,539.00	6,771.00
State Department.....	8	2,612.00	20,899.00	7	2,643.00	18,499.00	8½	2,388.00	21,305.00



No. 29.—Statement summarizing and comparing by classification services and grades for the fiscal years 1928, 1927, and 1926 the average number of employees, the average salary rates, and the total salaries of the personnel of the executive departments and independent establishments in the District of Columbia, classified under the act of March 4, 1923—Continued

Classification service and grade by department or establishment	Estimated expenditures, 1928			Estimated expenditures, 1927			Expended and obligated, 1926		
	Average number of employees	Average salary rate	Total salaries	Average number of employees	Average salary rate	Total salaries	Average number of employees	Average salary rate	Total salaries
<b>Professional and scientific service—Continued.</b>									
Grade 2, \$2,400 to \$3,000; average, \$2,700—Continued.									
Treasury Department.....	123	\$2,620.00	\$322,312.00	114½	\$2,547.00	\$291,217.00	83½	\$2,538.00	\$211,527.00
War Department.....	18	2,622.00	47,198.00	20	2,625.00	52,498.00	20½	2,624.00	53,797.00
District of Columbia.....	72	2,515.00	181,088.00	71½	2,489.00	177,094.00	52½	2,452.00	127,747.00
Total.....	1,051½	2,592.00	2,725,209.00	1,085½	2,576.00	2,795,979.00	1,013½	2,553.00	2,587,741.00
Grade 1, \$1,860 to \$2,400; average, \$2,111.42—									
Board of Tax Appeals.....				3	2,130.00	6,390.00	3½	2,082.00	6,765.00
Civil Service Commission.....	6	1,883.00	11,298.00	6	1,883.00	11,298.00	4½	1,878.00	8,921.00
Federal Trade Commission.....	6	2,080.00	12,480.00	6	2,080.00	12,480.00	7½	2,056.00	14,734.00
Interstate Commerce Commission.....	24	2,002.00	48,051.46	28	1,931.00	54,063.00	17	1,917.00	32,585.00
Shipping Board.....	1	2,000.00	2,000.00	1	2,000.00	2,000.00	1	2,000.00	2,000.00
Smithsonian Institution.....	10	1,860.00	18,600.00	10	1,860.00	18,600.00	9½	1,838.00	17,039.00
Tariff Commission.....	4	2,050.00	8,200.00	4	2,050.00	8,200.00	4½	2,071.00	9,664.00
United States Veterans' Bureau.....				1	2,111.42	2,111.42	1½	1,915.00	2,873.00
Department of Agriculture.....	147½	1,996.00	294,996.00	147½	2,000.00	295,813.00	140½	1,991.00	280,629.00
Department of Commerce.....	310½	1,960.00	617,674.00	294½	1,992.00	587,502.00	289	1,975.00	570,795.00
Department of the Interior.....	29	1,988.00	57,648.00	26	1,961.00	50,990.00	26½	1,982.00	52,355.00
Department of Justice.....	9	1,991.00	17,916.00	7	2,028.00	14,196.00	6½	2,027.00	13,683.00
Department of Labor.....	17	1,922.00	32,680.00	16½	1,927.00	31,150.00	19½	1,902.00	36,288.00
Navy Department.....	29	1,963.00	56,932.00	29½	1,955.00	58,484.00	25½	1,985.00	50,292.00
Post Office Department.....	2	1,950.00	3,900.00	2	1,890.00	3,780.00	½	1,860.00	1,560.00
State Department.....	5	1,872.00	9,360.00	5	1,872.00	9,360.00	2½	1,871.00	4,522.00
Treasury Department.....	14	2,024.00	28,334.00	11½	2,008.00	23,428.00	15½	2,128.00	33,519.00
War Department.....	6	1,990.00	11,940.00	6	1,990.00	11,940.00	6	1,961.00	11,767.00
District of Columbia.....	29½	1,903.00	55,975.00	28½	1,892.00	53,675.00	36½	1,873.00	67,605.00
Total.....	649½	1,983.00	1,287,984.46	633½	1,982.00	1,255,465.00	616½	1,974.00	1,217,586.00
<b>Subprofessional service:</b>									
Grade 8, \$2,400 to \$3,000; average, \$2,700—									
Interstate Commerce Commission.....	4	2,625.00	10,500.00	6	2,483.00	14,900.00	6½	2,483.00	15,324.00
Smithsonian Institution.....	1	2,400.00	2,400.00	1	2,400.00	2,400.00	1	2,400.00	2,400.00
United States Veterans' Bureau.....	3	2,700.00	8,100.00	3	2,700.00	8,100.00	2½	2,815.00	6,099.00
Department of Agriculture.....	20	2,535.00	50,700.00	20	2,535.00	50,700.00	21	2,556.00	53,671.00
Department of Commerce.....	25	2,540.00	63,500.00	22	2,554.00	56,200.00	21½	2,490.00	53,130.00
Department of the Interior.....	27½	2,541.00	70,311.00	25½	2,511.00	64,450.00	25½	2,523.00	64,747.00
Department of Labor.....				1	3,000.00	3,000.00	1	3,000.00	3,000.00
Navy Department.....	43	2,615.00	112,427.00	43	2,602.00	111,891.00	43½	2,564.00	112,368.00
Post Office Department.....	2	2,550.00	5,100.00	2	2,450.00	4,900.00	1½	2,446.00	3,668.00
Treasury Department.....	11	2,600.00	28,600.00	8	2,475.00	19,797.00	3½	2,517.00	8,600.00
War Department.....	21	2,529.00	53,100.00	20	2,540.00	50,800.00	19	2,547.00	48,400.00
District of Columbia.....	13	2,523.00	32,800.00	13	2,500.00	32,500.00	11½	2,500.00	27,500.00
Total.....	170½	2,564.00	437,538.00	164½	2,548.00	419,638.00	156½	2,538.00	398,297.00
Grade 7, \$2,100 to \$2,700; average, \$2,400—									
Interstate Commerce Commission.....				1			1½	2,400.00	3,200.00
National Advisory Committee for Aeronautics.....	1	2,500.00	2,500.00	1	2,500.00	2,500.00	1	2,400.00	2,400.00
Smithsonian Institution.....	4	2,175.00	8,700.00	5	2,160.00	10,800.00	4½	2,144.00	9,116.00
United States Veterans' Bureau.....	1	2,400.00	2,400.00	1	2,400.00	2,400.00	½	2,208.00	1,656.00
Department of Agriculture.....	35	2,303.00	80,601.00	35	2,303.00	80,601.00	34½	2,286.00	79,620.00
Department of Commerce.....	18	2,328.00	41,903.00	14½	2,342.00	33,573.00	18½	2,334.00	42,605.00
Department of the Interior.....	25	2,324.00	58,107.00	25½	2,327.00	59,350.00	22½	2,356.00	53,407.00
Department of Labor.....				1	2,400.00	2,400.00	½	2,363.00	1,181.00
Navy Department.....	3	2,233.00	6,700.00	3	2,233.00	6,700.00	3	2,200.00	6,600.00
Post Office Department.....	2	2,300.00	4,600.00	2	2,250.00	4,500.00	2	2,250.00	4,500.00
Treasury Department.....	5	2,460.00	12,299.00	5	2,440.00	12,199.00	6½	2,368.00	15,587.00
War Department.....	3	2,267.00	6,800.00	3	2,233.00	6,700.00	3½	2,264.00	8,300.00
District of Columbia.....	11	2,190.00	24,100.00	11	2,164.00	23,800.00	11	2,173.00	23,902.00
Total.....	108	2,303.00	248,710.00	106½	2,298.00	245,523.00	109½	2,295.00	252,074.00
Grade 6, \$1,860 to \$2,400; average, \$2,111.42—									
Board of Tax Appeals.....	1	2,100.00	2,100.00	1	2,100.00	2,100.00	1	1,860.00	1,860.00
Civil Service Commission.....	2	1,920.00	3,840.00	2	1,920.00	3,840.00	1½	1,884.00	2,983.00
Federal Trade Commission.....							½	2,375.00	1,187.00
Interstate Commerce Commission.....	6	2,143.00	12,857.10	5	2,116.00	10,580.00	10½	2,191.00	23,550.00
Smithsonian Institution.....	14	1,886.00	26,414.00	13	1,889.00	24,560.00	12½	1,867.00	23,960.00

No. 29.—Statement summarizing and comparing by classification services and grades for the fiscal years 1928, 1927, and 1926 the average number of employees, the average salary rates, and the total salaries of the personnel of the executive departments and independent establishments in the District of Columbia, classified under the act of March 4, 1923—Continued

Classification service and grade by department or establishment	Estimated expenditures, 1928			Estimated expenditures, 1927			Expended and obligated, 1926		
	Average number of employees	Average salary rate	Total salaries	Average number of employees	Average salary rate	Total salaries	Average number of employees	Average salary rate	Total salaries
<b>Subprofessional service—Continued.</b>									
Grade 6, \$1,860 to \$2,400; average, \$2,111.42—Continued.									
Tariff Commission.....							1	\$2,060.00	\$1,030.00
United States Veterans' Bureau.....	21	\$2,111.42	\$44,339.82	21	\$2,111.42	\$44,339.82	20½	1,990.00	40,296.00
Department of Agriculture.....	90	2,036.00	183,225.00	90	2,039.00	183,160.00	86½	2,040.00	117,151.00
Department of Commerce.....	81	2,027.00	164,195.00	75	2,024.00	151,784.00	74	1,996.00	147,674.00
Department of the Interior.....	47	1,960.00	92,143.00	49½	1,971.00	97,277.00	40½	1,847.00	78,794.00
Department of Justice.....	1	2,300.00	2,300.00	1	2,300.00	2,300.00	1	2,300.00	2,500.00
Department of Labor.....	1	1,860.00	1,860.00	1	1,860.00	1,860.00	1	1,860.00	620.00
Navy Department.....	29	2,013.00	58,460.00	30	2,008.00	60,245.00	31½	1,977.00	62,095.00
Post Office Department.....	6	1,983.00	11,900.00	5	1,908.00	9,540.00	6	1,923.00	11,538.00
Treasury Department.....	9	2,056.00	18,500.00	8½	2,013.00	17,151.00	7½	2,184.00	16,048.00
War Department.....	24	2,097.00	50,338.00	24	2,085.00	50,040.00	23½	2,104.00	49,790.00
District of Columbia.....	45	1,963.00	88,556.00	45	1,951.00	87,815.00	34	1,932.00	65,696.00
Total.....	377	2,018.00	760,757.02	370½	2,013.00	746,571.82	352½	1,833.00	646,572.00
<b>Grade 5, \$1,860 to \$2,040; average, \$1,860—</b>									
Civil Service Commission.....	1	1,900.00	1,900.00	1	1,800.00	1,800.00	1½	1,815.00	3,178.00
Federal Board for Vocational Education.....	1	1,800.00	1,800.00	1	1,740.00	1,740.00	1½	1,745.00	1,600.00
Interstate Commerce Commission.....	3	1,860.00	5,580.00	13	1,726.00	22,443.00	6½	1,813.00	11,023.00
National Advisory Committee for Aeronautics.....	4	1,860.00	7,440.00	3½	1,806.00	7,225.00	4	1,710.00	6,840.00
Shipping Board.....							1	1,800.00	1,200.00
Smithsonian Institution.....	10	1,698.00	16,980.00	9	1,700.00	15,300.00	9½	1,686.00	15,741.00
United States Veterans' Bureau.....	1	1,860.00	1,860.00	1	1,860.00	1,860.00	1½	1,731.00	2,739.00
Department of Agriculture.....	64½	1,789.00	116,019.00	62½	1,783.00	112,019.00	62½	1,772.00	110,320.00
Department of Commerce.....	40½	1,805.00	73,108.00	32	1,820.00	58,239.00	29½	1,805.00	53,841.00
Department of the Interior.....	48½	1,756.00	84,870.00	50½	1,725.00	87,115.00	50½	1,704.00	85,340.00
Department of Labor.....	3	1,700.00	5,100.00	3	1,700.00	5,100.00	2½	1,680.00	3,640.00
Navy Department.....	37	1,794.00	66,360.00	37	1,794.00	66,360.00	36	1,776.00	63,935.00
Post Office Department.....	5	1,812.00	9,060.00	5	1,752.00	8,760.00	5	1,742.00	8,710.00
State Department.....	1	1,680.00	1,680.00	1	1,680.00	1,680.00	1½	1,637.00	2,183.00
Treasury Department.....	15	1,849.00	27,740.00	14½	1,815.00	26,775.00	13½	1,740.00	24,215.00
War Department.....	22	1,803.00	39,780.00	26	1,823.00	47,402.00	25½	1,822.00	46,765.00
District of Columbia.....	203½	1,739.00	353,430.00	190½	1,722.00	328,040.00	165½	1,652.00	272,565.00
Total.....	460½	1,767.00	812,607.00	451½	1,754.00	791,858.00	415½	1,718.00	713,833.00
<b>Grade 4, \$1,500 to \$1,860; average, \$1,686—</b>									
Federal Trade Commission.....	3	1,600.00	4,800.00	3	1,600.00	4,800.00	3	1,580.00	4,740.00
General Accounting Office.....	1	1,680.00	1,680.00	1	1,680.00	1,680.00	1	1,680.00	1,680.00
Interstate Commerce Commission.....							1	1,620.00	270.00
National Advisory Committee for Aeronautics.....	1	1,620.00	1,620.00	1	1,620.00	1,620.00			
Shipping Board.....	1	1,620.00	1,620.00	1	1,620.00	1,620.00	1½	1,554.00	1,425.00
Smithsonian Institution.....	7	1,500.00	10,500.00	7	1,500.00	10,500.00	8	1,501.00	12,008.00
Tariff Commission.....	1	1,740.00	1,740.00	1	1,740.00	1,740.00			
United States Veterans' Bureau.....							1½	1,646.00	1,920.00
Department of Agriculture.....	83	1,610.00	132,048.00	87½	1,611.00	141,321.00	94½	1,614.00	152,179.00
Department of Commerce.....	85½	1,615.00	137,414.00	79½	1,612.00	127,383.00	73½	1,601.00	117,676.00
Department of the Interior.....	131½	1,583.00	208,211.00	131½	1,568.00	205,582.00	126½	1,530.00	193,135.00
Department of Labor.....	1	1,560.00	1,560.00	1	1,560.00	1,560.00	1½	1,502.00	2,764.00
Navy Department.....	11	1,615.00	17,764.00	11	1,615.00	17,764.00	10½	1,618.00	17,125.00
State Department.....	1	1,500.00	1,500.00	1	1,500.00	1,500.00	1	1,500.00	750.00
Treasury Department.....	16	1,631.00	26,100.00	16	1,628.00	26,040.00	16½	1,619.00	26,579.00
War Department.....	14	1,654.00	23,160.00	14	1,654.00	23,160.00	14½	1,623.00	23,400.00
District of Columbia.....	122	1,538.00	190,038.00	120	1,545.00	185,454.00	118½	1,535.00	181,884.00
Total.....	477½	1,591.00	759,755.00	474½	1,583.00	751,720.00	470½	1,568.00	737,525.00
<b>Grade 3, \$1,320 to \$1,680; average, \$1,500—</b>									
General Accounting Office.....	1	1,440.00	1,440.00	1	1,440.00	1,440.00	1	1,440.00	1,440.00
Shipping Board.....							1	1,580.00	520.00
Smithsonian Institution.....	4	1,320.00	5,280.00	5	1,368.00	6,840.00	5½	1,344.00	7,840.00
Tariff Commission.....							1	1,680.00	1,680.00
United States Veterans' Bureau.....	2	1,500.00	3,000.00	2	1,500.00	3,000.00	2	1,498.00	2,996.00
Department of Agriculture.....	59½	1,420.00	84,463.00	59½	1,420.00	84,463.00	63½	1,334.00	84,508.00
Department of Commerce.....	30½	1,405.00	42,971.00	31½	1,409.00	44,968.00	28½	1,379.00	39,950.00
Department of the Interior.....	60	1,360.00	81,624.00	60½	1,355.00	81,958.00	60½	1,356.00	81,728.00
Department of Justice.....	1	1,680.00	1,680.00	1	1,680.00	1,680.00	1	1,680.00	1,680.00
Navy Department.....	17	1,447.00	24,600.00	17	1,447.00	24,600.00	16½	1,424.00	26,839.00
State Department.....	1	1,320.00	1,320.00	1	1,320.00	1,320.00	1	1,320.00	660.00

No. 29.—Statement summarizing and comparing by classification services and grades for the fiscal years 1923, 1927, and 1926 the average number of employees, the average salary rates, and the total salaries of the personnel of the executive departments and independent establishments in the District of Columbia, classified under the act of March 4, 1923—Continued

Classification service and grade by department or establishment	Estimated expenditures, 1923			Estimated expenditures, 1927			Expended and obligated, 1926		
	Average number of employees	Average salary rate	Total salaries	Average number of employees	Average salary rate	Total salaries	Average number of employees	Average salary rate	Total salaries
<b>Subprofessional service—Continued.</b>									
Grade 3, \$1,320 to \$1,680; average, \$1,500—Continued.									
Treasury Department.....	4	\$1,425.00	\$5,700.00	3½	\$1,389.00	\$4,860.00	2½	\$1,371.00	\$2,970.00
War Department.....	13	1,435.00	18,660.00	13	1,421.00	18,468.00	13	1,404.00	18,255.00
District of Columbia.....	85½	1,359.00	116,830.00	82	1,360.00	111,300.00	78½	1,276.00	100,220.00
Total.....	278½	1,390.00	387,567.00	277½	1,387.00	384,897.00	276	1,342.00	370,276.00
Grade 2, \$1,140 to \$1,600; average, \$1,320—									
Federal Trade Commission.....	1	1,320.00	1,320.00	1	1,320.00	1,320.00	1	1,320.00	1,320.00
Smithsonian Institution.....	11	1,183.00	13,020.00	12	1,189.00	14,272.00	10½	1,194.00	12,440.00
Department of Agriculture.....	60½	1,225.00	73,604.00	60½	1,225.00	73,559.00	56½	1,212.00	68,089.00
Department of Commerce.....	41½	1,206.00	49,938.00	41½	1,206.00	49,954.00	34½	1,190.00	40,854.00
Department of the Interior.....	480	1,165.00	559,220.00	526	1,157.00	608,496.00	501½	1,109.00	580,143.00
Department of Justice.....							1	1,440.00	1,440.00
Department of Labor.....	1	1,200.00	1,200.00	1	1,200.00	1,200.00	½	1,140.00	1,045.00
Navy Department.....	7	1,165.00	8,160.00	7	1,166.00	8,160.00	4½	1,171.00	4,780.00
Treasury Department.....	2	1,380.00	2,760.00	1½	1,400.00	2,100.00	1½	2,769.00	2,663.00
War Department.....	5	1,188.00	5,940.00	4½	1,194.00	5,174.00	5	1,188.00	5,940.00
District of Columbia.....	143½	1,132.00	162,935.00	143	1,128.00	161,125.00	145½	1,122.00	163,380.00
Total.....	752½	1,167.00	878,097.00	800½	1,156.00	925,363.00	761½	1,158.00	882,094.00
Grade 1, \$900 to \$1,260; average, \$1,080—									
Bureau of Efficiency.....	1	1,080.00	1,080.00	1	900.00	900.00	½	900.00	825.00
Smithsonian Institution.....	1	1,020.00	1,020.00	1	1,020.00	1,020.00	½	900.00	225.00
Department of Agriculture.....	67½	1,026.00	69,360.00	68	1,026.00	69,803.00	74½	1,031.00	76,918.00
Department of Commerce.....	33	934.00	30,837.00	32½	935.00	30,142.00	27½	940.00	25,448.00
Department of the Interior.....	19	989.00	18,786.00	18½	935.00	17,683.00	13½	1,001.00	13,759.00
Department of Justice.....	1	1,260.00	1,260.00	1	1,260.00	1,260.00	1	1,260.00	1,260.00
Navy Department.....	2	1,020.00	2,040.00	2	1,020.00	2,040.00	4½	1,007.00	4,280.00
State Department.....							½	830.00	208.00
District of Columbia.....	41	403.00	16,500.00	39	377.00	14,700.00	39	377.00	14,700.00
Total.....	165½	851.00	140,883.00	163½	843.00	137,548.00	161½	854.00	137,623.00
<b>Clerical, administrative, and fiscal service:</b>									
Grade 14, \$7,500—									
Executive Office.....	1	10,000.00	10,000.00	1	10,000.00	10,000.00	1	7,500.00	7,500.00
Board of Mediation.....	5	12,000.00	60,000.00	5	12,000.00	60,000.00			
Federal Trade Commission.....	5	10,000.00	50,000.00	5	10,000.00	50,000.00	5	10,000.00	50,000.00
General Accounting Office.....	1	10,000.00	10,000.00	1	10,000.00	10,000.00	1	10,000.00	10,000.00
Interstate Commerce Commission.....	3	9,333.00	28,000.00	3	9,333.00	28,000.00	3	9,333.00	28,000.00
Shipping Board.....	7	12,000.00	84,000.00	7	12,000.00	84,000.00	6½	12,000.00	80,000.00
Tariff Commission.....	6	7,500.00	45,000.00	6	7,500.00	45,000.00	5½	7,532.00	44,562.00
United States Veterans' Bureau.....	2	8,750.00	17,500.00	2	8,750.00	17,500.00	1	10,000.00	10,000.00
Department of Agriculture.....	2	11,250.00	22,500.00	2	11,250.00	22,500.00	2	11,250.00	22,500.00
Department of Commerce.....	3	10,000.00	30,000.00	3	10,000.00	30,000.00	2	11,250.00	22,500.00
Department of the Interior.....	3	10,000.00	30,000.00	3	10,000.00	30,000.00	3	10,000.00	30,000.00
Department of Labor.....	3	10,000.00	30,000.00	3	10,000.00	30,000.00	3	10,000.00	30,000.00
Navy Department.....	3	10,000.00	30,000.00	3	10,000.00	30,000.00	2	11,250.00	22,500.00
Post Office Department.....	5	9,000.00	45,000.00	5	9,000.00	45,000.00	5	9,000.00	45,000.00
State Department.....	6	8,750.00	52,500.00	6	8,750.00	52,500.00	5½	8,790.00	50,540.00
Treasury Department.....	22	9,000.00	198,000.00	21½	9,201.00	200,132.00	15½	9,380.00	144,927.00
War Department.....	3	10,833.00	32,500.00	2	12,500.00	25,000.00	2	12,500.00	25,000.00
District of Columbia.....	2	7,500.00	15,000.00	2	7,500.00	15,000.00	2	7,500.00	15,000.00
Total.....	82	9,610.00	788,000.00	80½	9,717.00	784,632.00	65½	9,692.00	638,029.00
Grade 13, \$6,000 to \$7,500; average, \$6,750—									
Executive Office.....	2	6,000.00	12,000.00	2	6,000.00	12,000.00	2	6,000.00	12,000.00
Alien Property Custodian.....	1	7,500.00	7,500.00	1	7,500.00	7,500.00	1	6,345.83	6,345.83
Board of Mediation.....	1	7,000.00	7,000.00	1	6,500.00	6,500.00			
Board of Tax Appeals.....	2	6,500.00	13,000.00	1½	6,000.00	9,000.00			
Bureau of Efficiency.....	1	7,500.00	7,500.00	1	7,500.00	7,500.00	1	7,500.00	7,500.00
Civil Service Commission.....	3	6,667.00	20,000.00	3	6,667.00	20,000.00	3	6,667.00	20,000.00
General Accounting Office.....	1	7,500.00	7,500.00	1	7,500.00	7,500.00	1	7,500.00	7,500.00
Interstate Commerce Commission.....	3	7,500.00	22,500.00	3	7,500.00	22,500.00	3	7,500.00	22,500.00
Tariff Commission.....	1	6,000.00	6,000.00	1	6,000.00	6,000.00	1	6,000.00	6,000.00
United States Veterans' Bureau.....	3	6,750.00	20,250.00	3	6,750.00	20,250.00	5½	7,240.00	41,627.00
Department of Commerce.....	5	7,000.00	35,000.00	4½	6,880.00	31,000.00	4	6,880.00	27,520.00

No. 29.—Statement summarizing and comparing by classification services and grades for the fiscal years 1928, 1927, and 1926 the average number of employees, the average salary rates, and the total salaries of the personnel of the executive departments and independent establishments in the District of Columbia, classified under the act of March 4, 1923—Continued

Classification service and grade by department or establishment	Estimated expenditures, 1928			Estimated expenditures, 1927			Expended and obligated, 1926		
	Average number of employees	Average salary rate	Total salaries	Average number of employees	Average salary rate	Total salaries	Average number of employees	Average salary rate	Total salaries
<b>Clerical, administrative, and fiscal service—Continued.</b>									
Grade 13, \$6,000 to \$7,500; average, \$6,750—Continued.									
Department of the Interior	4	\$7,125.00	\$28,500.00	4	\$6,950.00	\$27,800.00	4	\$6,396.00	\$25,583.00
Department of Justice	2	6,750.00	13,500.00	2	6,750.00	13,500.00	1 $\frac{1}{2}$	6,320.00	7,900.00
Department of Labor	1	6,500.00	6,500.00	1	6,500.00	6,500.00	1	6,500.00	6,500.00
Post Office Department	1	6,500.00	6,500.00	1	6,000.00	6,000.00			
Treasury Department	15	6,917.00	103,748.00	15 $\frac{1}{2}$	6,760.00	107,600.00	10 $\frac{1}{2}$	6,681.00	72,945.00
Total	46	6,891.00	316,998.00	45 $\frac{1}{2}$	6,776.00	311,150.00	38 $\frac{1}{2}$	6,730.00	261,928.83
Grade 12, \$5,200 to \$6,000; average, \$5,600—									
Executive Office	1	5,200.00	5,200.00	1	5,200.00	5,200.00	1	5,200.00	5,200.00
Board of Mediation	4	5,400.00	21,600.00	4	5,200.00	20,800.00			
Board of Tax Appeals	1	5,600.00	5,600.00	1	5,400.00	5,400.00	2	5,600.00	11,200.00
Bureau of Efficiency	5	5,520.00	27,600.00	5	5,512.00	27,560.00	4 $\frac{1}{2}$	5,512.00	24,344.00
Civil Service Commission	1	5,200.00	5,200.00	1	5,200.00	5,200.00	1	5,200.00	5,200.00
Employees' Compensation Commission	3	5,600.00	16,800.00	3	5,600.00	16,800.00	2 $\frac{1}{2}$	5,318.00	15,500.00
Federal Trade Commission	2	5,200.00	10,400.00	2	5,200.00	10,400.00	2	5,200.00	10,400.00
General Accounting Office	4	5,600.00	22,400.00	4	5,600.00	22,400.00	4	5,600.00	22,400.00
Interstate Commerce Commission	18	5,733.00	103,194.00	18	5,711.00	102,798.00	18	5,660.00	101,877.00
Shipping Board	1	5,200.00	5,200.00	1	5,200.00	5,200.00	1 $\frac{1}{2}$	5,368.00	8,499.00
Smithsonian Institution	1	5,200.00	5,200.00	1	5,200.00	5,200.00	1	5,200.00	5,200.00
Tariff Commission	1	5,200.00	5,200.00	1	5,200.00	5,200.00	1	5,200.00	5,200.00
United States Veterans' Bureau	10	5,600.00	56,000.00	10	5,600.00	56,000.00	7 $\frac{1}{2}$	5,480.00	39,729.00
Department of Agriculture	16 $\frac{1}{2}$	5,338.00	85,847.00	16 $\frac{1}{2}$	5,338.00	85,847.00	14 $\frac{1}{2}$	5,446.00	77,606.00
Department of Commerce	23	5,600.00	128,800.00	24 $\frac{1}{2}$	5,576.00	136,600.00	19 $\frac{1}{2}$	5,535.00	109,773.00
Department of the Interior	7	5,371.00	37,600.00	7	5,314.00	37,200.00	6 $\frac{1}{2}$	5,258.00	36,367.00
Department of Justice	6	5,533.00	33,200.00	6	5,533.00	33,200.00	5 $\frac{1}{2}$	5,353.00	27,209.00
Department of Labor	2	5,700.00	11,400.00	2	5,400.00	10,800.00	2	5,400.00	10,800.00
Navy Department	2	5,600.00	11,200.00	2	5,600.00	11,200.00	2	5,400.00	10,800.00
Post Office Department	11	5,382.00	59,200.00	10	5,200.00	52,000.00	10 $\frac{1}{2}$	5,200.00	56,333.00
State Department	1	5,600.00	5,600.00	1	5,600.00	5,600.00	1	5,367.00	5,367.00
Treasury Department	31	5,555.00	172,204.00	31	5,550.00	172,054.00	29 $\frac{1}{2}$	5,533.00	163,684.00
War Department	1	5,200.00	5,200.00	1	5,200.00	5,200.00	1	5,200.00	5,200.00
District of Columbia	6	5,434.00	32,600.00	4	5,450.00	21,800.00	4	5,450.00	21,800.00
Total	158 $\frac{1}{2}$	5,519.00	872,450.00	156 $\frac{1}{2}$	5,490.00	859,660.00	142 $\frac{1}{2}$	5,468.00	779,688.00
Grade 11, \$3,800 to \$5,000; average, \$4,400—									
Alien Property Custodian				1	5,000.00	5,000.00	1	5,000.00	5,000.00
Board of Mediation	12	4,133.00	49,600.00	12	3,927.00	47,200.00			
Bureau of Efficiency	9	4,250.00	38,250.00	11	4,250.00	46,750.00	8 $\frac{1}{2}$	4,317.00	35,975.00
Civil Service Commission	5	4,080.00	20,400.00	5	4,080.00	20,400.00	5	4,055.00	20,275.00
Federal Trade Commission	2	3,900.00	7,800.00	2	3,900.00	7,800.00	2	3,900.00	7,800.00
General Accounting Office	16	4,088.00	65,400.00	18	4,078.00	73,400.00	17	3,976.00	67,600.00
Interstate Commerce Commission	33	4,449.00	146,801.00	31	4,361.00	135,191.00	30	4,288.00	128,643.00
National Advisory Committee for Aeronautics	1	5,000.00	5,000.00	1	5,000.00	5,000.00	1	5,000.00	5,000.00
Public Buildings and Public Parks	1	5,000.00	5,000.00	1	5,000.00	5,000.00	1	5,000.00	5,000.00
Shipping Board	1	5,000.00	5,000.00	1	5,000.00	5,000.00	2	4,600.00	9,200.00
Tariff Commission	2	4,000.00	8,000.00	2	4,000.00	8,000.00	2	3,800.00	7,600.00
United States Veterans' Bureau	27	4,400.00	118,800.00	27	4,315.00	116,505.00	21 $\frac{1}{2}$	4,317.00	91,017.00
Department of Agriculture	49 $\frac{1}{2}$	4,247.00	210,937.00	48 $\frac{1}{2}$	4,256.00	207,119.00	45	4,166.00	187,503.00
Department of Commerce	37	4,359.00	161,300.00	37 $\frac{1}{2}$	4,318.00	160,117.00	29 $\frac{1}{2}$	4,316.00	126,533.00
Department of the Interior	11	4,036.00	44,400.00	9 $\frac{1}{2}$	4,022.00	39,883.00	9 $\frac{1}{2}$	3,962.00	37,967.00
Department of Justice	3	4,467.00	13,400.00	3	4,467.00	13,400.00	3 $\frac{1}{2}$	4,537.00	17,730.00
Department of Labor	4	4,400.00	17,600.00	4	4,400.00	17,600.00	4	4,356.00	17,425.00
Navy Department	5	4,400.00	22,000.00	6	4,267.00	25,600.00	5 $\frac{1}{2}$	4,273.00	22,433.00
Post Office Department	14	4,214.00	59,000.00	14	4,100.00	57,400.00	13 $\frac{1}{2}$	4,039.00	54,856.00
State Department	8	4,225.00	33,800.00	8	4,225.00	33,800.00	7 $\frac{1}{2}$	4,137.00	30,683.00
Treasury Department	149	4,231.00	630,345.00	151 $\frac{1}{2}$	4,228.00	638,643.00	150 $\frac{1}{2}$	4,226.00	675,797.00
War Department	1	4,000.00	4,000.00	1	4,000.00	4,000.00	2	4,000.00	9,000.00
District of Columbia	7	4,228.00	29,600.00	8 $\frac{1}{2}$	3,585.00	24,567.00	5	4,140.00	20,700.00
Total	397 $\frac{1}{2}$	4,266.00	1,696,433.00	401 $\frac{1}{2}$	4,227.00	1,697,575.00	375 $\frac{1}{2}$	4,219.00	1,582,739.00
Grade 10, \$3,300 to \$3,900; average, \$3,600—									
Executive Office	1	3,300.00	3,300.00	1	3,300.00	3,300.00	1	3,300.00	3,300.00
Alien Property Custodian	1	3,900.00	3,900.00	1	3,900.00	3,900.00	1	3,900.00	3,900.00
Board of Mediation	1	3,300.00	3,300.00	1	3,600.00	3,600.00			
Board of Tax Appeals	1	3,800.00	3,800.00	1	3,400.00	3,400.00			
Bureau of Efficiency	4	3,400.00	13,600.00				8 $\frac{1}{2}$	3,556.00	10,075.00

No. 29.—Statement summarizing and comparing by classification services and grades for the fiscal years 1928, 1927, and 1926 the average number of employees, the average salary rates, and the total salaries of the personnel of the executive departments and independent establishments in the District of Columbia, classified under the act of March 4, 1923—Continued

Classification service and grade by department or establishment	Estimated expenditures, 1928			Estimated expenditures, 1927			Expended and obligated, 1926		
	Average number of employees	Average salary rate	Total salaries	Average number of employees	Average salary rate	Total salaries	Average number of employees	Average salary rate	Total salaries
Clerical, administrative, and fiscal service—Continued.									
Grade 10, \$3,300 to \$3,900; average, \$3,600—Continued.									
Civil Service Commission	1	\$3,600.00	\$3,600.00	1	\$3,600.00	\$3,600.00	1	\$3,488.00	\$3,488.00
General Accounting Office	9	3,600.00	32,400.00	9	3,600.00	32,400.00	7	3,529.00	24,700.00
Interstate Commerce Commission	15	3,673.00	55,102.00	15	3,647.00	54,700.00	12½	3,634.00	45,140.00
Public Buildings and Public Parks	1	3,600.00	3,600.00	1	3,600.00	3,600.00	1	3,600.00	3,600.00
Shipping Board	1	3,300.00	3,300.00	1	3,300.00	3,300.00	1½	3,581.00	4,775.00
Smithsonian Institution	1	3,300.00	3,300.00	1	3,300.00	3,300.00	1	3,300.00	3,300.00
Tariff Commission									
U. S. Geographic Board	1	3,600.00	3,600.00	1	3,600.00	3,600.00			
United States Veterans' Bureau	19	3,600.00	68,400.00	19	3,600.00	68,400.00	11	3,518.00	38,698.00
Department of Agriculture	17	3,528.00	59,976.00	17½	3,528.00	60,899.00	12½	3,582.00	45,052.00
Department of Commerce	25	3,518.00	87,900.00	20	3,495.00	69,900.00	19½	3,517.00	68,286.00
Department of the Interior	14	3,378.00	47,298.00	14	3,343.00	46,798.00	12½	3,342.00	41,486.00
Department of Justice	10	3,510.00	35,100.00	10	3,510.00	35,100.00	8½	3,582.00	28,952.00
Department of Labor	1	3,500.00	3,500.00	1	3,500.00	3,500.00	½	3,387.00	2,258.00
Navy Department	4	3,725.00	14,900.00	4	3,675.00	14,700.00	4	3,600.00	14,400.00
Post Office Department	5	3,520.00	17,600.00	5	3,480.00	17,400.00	½	3,502.00	15,175.00
State Department	3	3,533.00	10,599.00	3	3,533.00	10,599.00	2½	3,664.00	8,549.00
Treasury Department	109	3,554.00	387,385.00	109½	3,550.00	389,610.00	124½	3,459.00	430,982.00
War Department	10	3,590.00	35,900.00	9½	3,585.00	33,138.00	9	3,524.00	31,716.00
District of Columbia	12	3,358.00	40,300.00	10½	3,394.00	34,500.00	10	3,362.00	33,620.00
Total	266	3,542.00	942,083.00	255½	3,536.00	903,264.00	247	3,488.00	861,462.00
Grade 9, \$3,000 to \$3,600; average, \$3,300—									
Executive Office	4	3,000.00	12,000.00	4	3,000.00	12,000.00	4	3,000.00	12,000.00
Bureau of Efficiency	12	3,175.00	38,100.00	14	3,175.00	44,450.00	5½	3,255.00	17,903.00
Civil Service Commission	7	3,086.00	21,600.00	7	3,086.00	21,600.00	7	3,057.00	21,402.00
Employees' Compensation Commission	1	3,000.00	3,000.00	2	3,250.00	6,500.00	2	3,250.00	6,500.00
Federal Board for Vocational Education	1	3,400.00	3,400.00	1	3,400.00	3,400.00	1	3,300.00	3,300.00
Federal Trade Commission	5	3,340.00	16,700.00	5	3,340.00	16,700.00	5	3,330.00	16,650.00
General Accounting Office	9	3,267.00	29,400.00	9	3,267.00	29,400.00	8	3,250.00	26,000.00
Interstate Commerce Commission	26	3,296.00	85,705.00	36	3,267.00	117,607.00	34½	3,280.00	112,587.00
National Advisory Committee for Aeronautics	1	3,400.00	3,400.00	1	3,400.00	3,400.00	1	3,000.00	3,000.00
Public Buildings and Public Parks	3	3,000.00	9,000.00	3	3,000.00	9,000.00	3	2,933.00	8,799.00
Shipping Board	2	3,250.00	6,500.00	2	3,250.00	6,500.00	2	3,250.00	6,500.00
Smithsonian Institution	4	2,250.00	9,000.00	4	2,250.00	9,000.00	4	2,250.00	9,000.00
Tariff Commission	5	3,080.00	15,400.00	5	3,080.00	15,400.00	4½	3,046.00	12,692.00
United States Veterans' Bureau	65	3,300.00	214,500.00	65	3,140.00	204,100.00	33½	3,190.00	107,930.00
Department of Agriculture	72½	3,299.00	239,431.00	73½	3,295.00	241,090.00	72	3,268.00	235,321.00
Department of Commerce	62½	3,210.00	200,588.00	60½	3,201.00	193,696.00	56½	3,135.00	178,173.00
Department of the Interior	33	3,094.00	102,100.00	31½	3,086.00	97,200.00	30½	3,058.00	92,261.00
Department of Justice	6	3,267.00	19,600.00	6	3,267.00	19,600.00	6½	3,175.00	21,961.00
Department of Labor	14	3,164.00	44,300.00	14	3,157.00	44,200.00	13½	3,132.00	42,287.00
Navy Department	16	3,249.00	51,999.00	16	3,249.00	51,999.00	15½	3,223.00	51,300.00
Post Office Department	32	3,141.00	100,500.00	32	3,050.00	97,600.00	31½	3,045.00	97,180.00
State Department	9	3,100.00	27,900.00	9	3,100.00	27,900.00	8	3,101.00	24,806.00
Treasury Department	319	3,204.00	1,002,228.00	323½	3,206.00	1,038,592.00	381½	3,106.00	1,185,289.00
War Department	16	3,144.00	50,300.00	20½	3,139.00	65,402.00	21½	3,084.00	66,817.00
District of Columbia	15	3,180.00	47,700.00	13	3,400.00	44,198.00	13	3,323.00	43,199.00
Total	740½	3,181.00	2,354,355.00	757½	3,194.00	2,420,532.00	766½	3,135.00	2,402,857.00
Grade 8, \$2,700 to \$3,300; average, \$3,000—									
Executive Office	2	2,700.00	5,400.00	2	2,700.00	5,400.00	2	2,700.00	5,400.00
Alien Property Custodian	1	3,300.00	3,300.00	1	3,300.00	3,300.00	1	3,300.00	3,300.00
Civil Service Commission	6	2,900.00	16,800.00	6	2,800.00	16,800.00	5½	2,811.00	14,768.00
Commission of Fine Arts	1	3,000.00	3,000.00	1	2,400.00	2,400.00	1	2,400.00	2,400.00
Employees' Compensation Commission	1	2,900.00	2,900.00	1	2,900.00	2,900.00	1½	2,806.00	5,378.00
Federal Trade Commission	2	3,250.00	6,500.00	2	3,250.00	6,500.00	2	3,250.00	6,500.00
General Accounting Office	24	2,821.00	67,700.00	24	2,821.00	67,700.00	21	2,819.00	59,200.00
Interstate Commerce Commission	26	2,823.00	73,400.00	26	2,789.00	72,500.00	22	2,757.00	60,668.00
Public Buildings and Public Parks	7	2,786.00	19,502.00	7	2,786.00	19,502.00	7	2,736.00	19,152.00
Shipping Board	1	3,000.00	3,000.00	1	3,000.00	3,000.00	1	3,000.00	3,000.00
Smithsonian Institution	1	3,000.00	3,000.00	1	3,000.00	3,000.00	1	2,775.00	2,775.00
United States Veterans' Bureau	26	3,000.00	78,000.00	26	3,000.00	78,000.00	33½	2,950.00	92,576.00
Department of Agriculture	39	2,931.00	114,302.00	39	2,931.00	114,302.00	34½	2,966.00	103,991.00
Department of Commerce	20½	2,965.00	60,900.00	19½	2,963.00	57,300.00	21½	2,960.00	63,179.00
Department of the Interior	33	2,851.00	94,086.00	33	2,839.00	93,696.00	35½	2,795.00	99,210.00
Department of Justice	1	2,900.00	2,900.00	1	2,900.00	2,900.00	1	2,896.00	2,896.00

No. 29.—Statement summarizing and comparing by classification services and grades for the fiscal years 1928, 1927, and 1926 the average number of employees, the average salary rates, and the total salaries of the personnel of the executive departments and independent establishments in the District of Columbia, classified under the act of March 4, 1923—Continued

Classification service and grade by department or establishment	Estimated expenditures, 1928			Estimated expenditures, 1927			Expended and obligated, 1926		
	Average number of employees	Average salary rate	Total salaries	Average number of employees	Average salary rate	Total salaries	Average number of employees	Average salary rate	Total salaries
<b>Clerical, administrative, and fiscal service—Continued.</b>									
Grade 8, \$2,700 to \$3,300; average, \$3,000—Continued.									
Department of Labor	3	\$3,100.00	\$9,300.00	3	\$3,050.00	\$9,150.00	2½	\$2,929.00	\$8,054.00
Navy Department	19	2,958.00	56,198.00	19	2,947.00	55,998.00	17½	2,919.00	51,572.00
Post Office Department	12	2,867.00	34,400.00	12	2,792.00	33,500.00	11½	2,743.00	31,083.00
State Department	5	3,000.00	15,000.00	5	3,000.00	15,000.00	5½	2,928.00	17,323.00
Treasury Department	126	2,969.00	374,046.00	127	2,964.00	376,446.00	156½	2,882.00	450,078.00
War Department	17	2,888.00	49,100.00	16½	2,884.00	48,542.00	15½	2,860.00	43,614.00
District of Columbia	8	2,762.00	22,100.00	6½	2,693.00	18,560.00	4	2,750.00	11,000.00
Total	381½	2,924.00	1,114,844.00	380	2,912.00	1,106,684.00	404½	2,861.00	1,157,107.00
<b>Grade 7, \$2,400 to \$3,000; average, \$2,700—</b>									
Executive Office	7	2,514.00	17,600.00	7	2,514.00	17,600.00	7½	2,481.00	19,433.00
Allen Property Custodian	3	2,817.00	8,451.00	3	2,817.00	8,451.00	5	2,660.00	13,300.00
American Battle Monuments Commission	1	3,000.00	3,000.00	1	3,000.00	3,000.00	1	3,000.00	3,000.00
Board of Mediation	5	2,700.00	13,500.00	5	2,700.00	13,500.00			
Board of Tax Appeals	2	2,700.00	5,400.00	1½	2,700.00	4,350.00			
Bureau of Efficiency	14	2,535.00	35,490.00	13	2,520.00	32,760.00	6½	2,656.00	17,264.00
Civil Service Commission	5	2,640.00	13,200.00	5	2,640.00	13,200.00	5½	2,603.00	14,980.00
Employees' Compensation Commission	1	2,500.00	2,500.00	1	2,500.00	2,500.00	½	2,500.00	208.00
Federal Trade Commission	15	2,733.00	40,995.00	15	2,733.00	40,995.00	16½	2,707.00	43,988.00
Federal Board for Vocational Education	1	2,700.00	2,700.00	1	2,600.00	2,600.00	1	2,500.00	2,500.00
General Accounting Office	54	2,557.00	138,100.00	54	2,557.00	138,100.00	51½	2,581.00	133,800.00
Interstate Commerce Commission	82	2,635.00	216,128.00	89	2,673.00	234,731.00	88½	2,622.00	232,285.00
Shipping Board	5	2,820.00	14,100.00	5	2,820.00	14,100.00	6½	2,929.00	19,526.00
Smithsonian Institution	2	2,450.00	4,900.00	2	2,450.00	4,900.00	2	2,450.00	4,900.00
Tariff Commission	14	2,648.00	37,073.00	14	2,648.00	37,073.00	13½	2,545.00	33,725.00
United States Veterans' Bureau	146	2,700.00	394,200.00	146	2,484.00	362,664.00	52½	2,372.00	136,098.00
Department of Agriculture	96	2,669.00	256,196.00	96	2,669.00	256,224.00	97½	2,702.00	264,404.00
Department of Commerce	82½	2,644.00	218,140.00	73½	2,623.00	192,908.00	67½	2,582.00	173,885.00
Department of the Interior	118	2,554.00	296,208.00	115½	2,515.00	290,450.00	112	2,487.00	278,502.00
Department of Justice	14	2,760.00	38,500.00	14	2,693.00	37,700.00	20½	2,618.00	54,216.00
Department of Labor	22	2,541.00	55,904.00	21½	2,551.00	54,004.00	22½	2,578.00	57,148.00
Navy Department	36	2,648.00	92,696.00	35	2,645.00	92,581.00	35	2,568.00	90,764.00
Post Office Department	48	2,596.00	124,591.00	48	2,523.00	121,103.00	46½	2,493.00	116,768.00
State Department	13	2,692.00	33,700.00	13	2,592.00	33,700.00	11½	2,616.00	30,969.00
Treasury Department	438	2,681.00	1,174,350.00	446½	2,681.00	1,198,106.00	510½	2,604.00	1,330,341.00
War Department	52	2,612.00	135,800.00	55	2,604.00	143,222.00	51½	2,585.00	132,702.00
District of Columbia	17	2,547.00	43,293.00	15½	2,573.00	38,599.00	15½	2,440.00	39,052.00
Total	1,291½	2,645.00	3,416,718.00	1,295½	2,615.00	3,389,211.00	1,249½	2,567.00	3,243,748.00
<b>Grade 6, \$2,100 to \$2,700; average, \$2,400—</b>									
Executive Office	4	2,200.00	8,800.00	4	2,200.00	8,800.00	4	2,117.00	8,467.00
Allen Property Custodian	3	2,400.00	7,200.00	1	2,400.00	2,400.00	1	2,100.00	2,100.00
American Battle Monuments Commission							½	2,300.00	2,108.00
Board of Tax Appeals	4	2,300.00	9,200.00	4½	2,300.00	9,775.00	1	2,304.00	2,304.00
Civil Service Commission	11	2,373.00	25,000.00	11	2,273.00	25,000.00	11	2,262.00	24,776.00
Employees' Compensation Commission	3	2,367.00	7,100.00	3	2,367.00	7,100.00	3½	2,301.00	9,012.00
Federal Trade Commission	11	2,390.00	26,290.00	11	2,390.00	26,290.00	10	2,418.00	24,180.00
General Accounting Office	94	2,255.00	212,000.00	94	2,255.00	212,000.00	79	2,289.00	180,850.00
Interstate Commerce Commission	84	2,257.00	189,612.00	88	2,273.00	200,012.00	80½	2,283.00	184,540.00
National Advisory Committee for Aeronautics	4	2,400.00	9,600.00	4	2,400.00	9,600.00	3	2,433.00	7,300.00
Public Buildings and Public Parks	5	2,160.00	10,800.00	5	2,160.00	10,800.00	5	2,100.00	10,500.00
Shipping Board	4	2,500.00	10,000.00	4	2,500.00	10,000.00	4	2,500.00	10,000.00
Smithsonian Institution	5	2,260.00	11,300.00	5	2,260.00	11,300.00	5	2,260.00	11,300.00
Tariff Commission	12	2,375.00	28,499.00	12	2,375.00	28,499.00	10½	2,234.00	24,888.00
United States Veterans' Bureau	44	2,400.00	105,600.00	44	2,400.00	105,600.00	150½	2,254.00	340,168.00
Department of Agriculture	106½	2,362.00	250,968.00	106½	2,363.00	252,237.00	104½	2,354.00	246,415.00
Department of Commerce	104	2,311.00	240,404.00	99	2,310.00	228,690.00	85½	2,291.00	196,236.00
Department of the Interior	149	2,216.00	330,188.00	149½	2,197.00	328,444.00	150½	2,191.00	328,941.00
Department of Justice	7	2,343.00	16,401.00	7	2,343.00	16,401.00	9½	2,354.00	21,378.00
Department of Labor	19	2,405.00	45,699.00	19	2,405.00	45,699.00	17	2,394.00	40,728.00
Navy Department	48	2,360.00	113,301.00	48	2,357.00	113,141.00	45½	2,322.00	105,075.00
Post Office Department	72	2,319.00	116,991.00	72	2,256.00	162,398.00	70½	2,290.00	157,305.00
State Department	14	2,221.00	31,096.00	14	2,221.00	31,096.00	14½	2,208.00	32,949.00
Treasury Department	316	2,364.00	746,896.00	401	2,368.00	948,896.00	497½	2,302.00	1,145,336.00
War Department	92	2,270.00	208,870.00	98	2,275.00	222,928.00	93½	2,269.00	212,965.00
District of Columbia	24	2,278.00	54,660.00	22	2,245.00	49,400.00	20	2,195.00	43,900.00
Total	1,239½	2,273.00	2,816,495.00	1,326½	2,312.00	3,066,506.00	1,479½	2,280.00	3,373,219.00

No. 29.—Statement summarizing and comparing by classification services and grades for the fiscal years 1928, 1927, and 1926 the average number of employees, the average salary rates, and the total salaries of the personnel of the executive departments and independent establishments in the District of Columbia, classified under the act of March 4, 1923—  
Continued

Classification service and grade by department or establishment	Estimated expenditures, 1928			Estimated expenditures, 1927			Expended and obligated, 1926		
	Average number of employees	Average salary rate	Total salaries	Average number of employees	Average salary rate	Total salaries	Average number of employees	Average salary rate	Total salaries
<b>Clerical, administrative, and fiscal service—Continued.</b>									
Grade 5, \$1,860 to \$2,400; average, \$2,111.42—									
Executive Office.....	1	\$2,000.00	\$2,000.00	1	\$2,000.00	\$2,000.00	1	\$2,000.00	\$333.00
Alien Property Custodian.....	2	2,200.00	4,400.00	4	2,200.00	8,800.00	1	2,000.00	2,000.00
American Battle Monuments Commission.....	1	2,100.00	2,100.00	1	2,000.00	2,000.00			
Board of Mediation.....	3	2,066.00	6,200.00	3	2,066.00	6,200.00			
Board of Tax Appeals.....	20	2,100.00	42,000.00	21	2,188.00	43,849.00	19	2,000.00	39,332.00
Bureau of Efficiency.....	4	2,200.00	8,800.00	5	2,080.00	10,400.00	3	2,223.00	6,855.00
Civil Service Commission.....	25	2,092.00	52,304.00	25	2,092.00	52,304.00	25	2,050.00	52,272.00
Employees' Compensation Commission.....	8	2,058.00	16,462.00	8	2,058.00	16,462.00	7	1,996.00	15,800.00
Federal Board for Vocational Education.....	7	2,100.00	14,700.00	7	2,057.00	14,400.00	7	1,943.00	13,800.00
Federal Trade Commission.....	23	2,108.00	48,484.00	23	2,108.00	48,484.00	22	2,081.00	46,474.00
General Accounting Office.....	393	2,035.00	799,700.00	396	2,032.00	804,600.00	392	2,030.00	795,900.00
Interstate Commerce Commission.....	100	2,060.00	206,025.00	101	2,048.00	206,801.00	93	2,088.00	196,123.00
Public Buildings and Public Parks.....	6	1,990.00	11,940.00	6	1,990.00	11,940.00	6	1,970.00	11,820.00
Shipping Board.....	3	2,044.00	6,302.00	4	2,037.00	8,318.00	3	2,123.00	6,723.00
Smithsonian Institution.....	4	1,955.00	7,820.00	4	1,955.00	7,820.00	3	1,978.00	6,264.00
Tariff Commission.....	19	2,156.00	40,956.00	19	2,156.00	40,956.00	17	2,083.00	35,419.00
United States Veterans' Bureau.....	147	2,111.42	310,378.74	150	2,111.42	316,713.00	143	2,035.00	291,682.00
Department of Agriculture.....	204	2,086.00	425,488.00	203	2,086.00	423,616.00	194	2,117.00	412,737.00
Department of Commerce.....	236	2,058.00	485,610.00	214	2,045.00	439,519.00	206	2,017.00	417,113.00
Department of the Interior.....	193	2,003.00	386,631.00	193	1,993.00	386,559.00	193	1,976.00	382,511.00
Department of Justice.....	35	2,028.00	70,970.00	35	2,028.00	70,970.00	31	2,021.00	63,826.00
Department of Labor.....	68	2,060.00	140,104.00	68	2,051.00	141,003.00	66	2,021.00	135,288.00
Navy Department.....	98	2,075.00	203,321.00	98	2,070.00	203,755.00	96	2,074.00	199,769.00
Post Office Department.....	172	2,042.00	351,174.00	170	1,991.00	338,423.00	167	1,990.00	332,418.00
State Department.....	60	1,958.00	117,461.00	58	1,961.00	113,758.00	54	1,969.00	107,956.00
Treasury Department.....	497	2,120.00	1,053,584.00	504	2,118.00	1,067,694.00	582	2,081.00	1,211,582.00
War Department.....	152	2,027.00	308,127.00	159	2,030.00	322,784.00	160	2,046.00	327,682.00
District of Columbia.....	49	1,983.00	97,156.00	36	1,973.00	72,987.00	33	1,973.00	66,004.00
<b>Total.....</b>	<b>2,530</b>	<b>2,063.00</b>	<b>5,220,197.74</b>	<b>2,519</b>	<b>2,057.00</b>	<b>5,183,115.00</b>	<b>2,533</b>	<b>2,044.00</b>	<b>5,178,273.00</b>
Grade 4, \$1,680 to \$2,040; average, \$1,860—									
Executive Office.....	1	1,680.00	1,680.00	1	1,680.00	1,680.00	1	1,680.00	1,680.00
Alien Property Custodian.....	3	1,886.33	5,659.00	5	1,833.60	9,168.00	7	1,842.85	12,900.00
American Battle Monuments Commission.....	1	1,860.00	1,860.00				1	1,830.00	1,830.00
Board of Tax Appeals.....	16	1,680.00	26,920.00	20	1,760.00	36,676.00	8	1,669.00	14,870.00
Bureau of Efficiency.....	5	1,872.00	9,360.00	6	1,867.00	11,202.00	3	2,008.00	6,023.00
Civil Service Commission.....	40	1,843.00	73,730.00	40	1,843.00	73,730.00	35	1,838.00	65,402.00
Employees' Compensation Commission.....	11	1,811.00	19,920.00	11	1,811.00	19,920.00	11	1,784.00	19,629.00
Federal Board for Vocational Education.....	6	1,860.00	11,160.00	6	1,860.00	11,160.00	6	1,840.00	11,040.00
Federal Trade Commission.....	23	1,801.00	41,423.00	25	1,846.00	46,150.00	23	1,873.00	44,327.00
General Accounting Office.....	270	1,810.00	488,700.00	270	1,810.00	488,700.00	270	1,795.00	484,680.00
Interstate Commerce Commission.....	83	1,832.00	152,029.00	86	1,818.00	156,349.00	82	1,818.00	150,190.00
National Advisory Committee for Aeronautics.....	5	1,860.00	9,300.00	4	1,860.00	7,440.00	3	1,860.00	5,580.00
Public Buildings and Public Parks.....	9	1,740.00	15,660.00	9	1,740.00	15,660.00	9	1,720.00	15,480.00
Shipping Board.....	4	1,860.00	7,440.00	6	1,800.00	10,800.00	4	1,835.00	7,340.00
Smithsonian Institution.....	9	1,757.00	17,425.00	10	1,755.00	17,845.00	10	1,584.00	15,341.00
Tariff Commission.....	27	1,849.00	49,914.00	27	1,849.00	49,914.00	23	1,829.00	42,654.00
United States Veterans' Bureau.....	319	1,860.00	593,340.00	333	1,860.00	619,380.00	346	1,826.00	633,316.00
Department of Agriculture.....	384	1,823.00	701,042.00	384	1,823.00	700,204.00	374	1,823.00	682,358.00
Department of Commerce.....	371	1,819.00	675,069.00	364	1,810.00	660,634.00	352	1,788.00	629,832.00
Department of the Interior.....	282	1,817.00	512,444.00	277	1,808.00	502,577.00	282	1,801.00	508,082.00
Department of Justice.....	57	1,809.00	103,107.00	57	1,809.00	103,107.00	57	1,827.00	104,122.00
Department of Labor.....	53	1,805.00	95,641.00	51	1,800.00	93,013.00	50	1,797.00	90,623.00
Navy Department.....	166	1,839.00	305,274.00	169	1,835.00	310,059.00	166	1,820.00	303,761.00
Post Office Department.....	197	1,816.00	357,692.00	197	1,781.00	350,827.00	189	1,789.00	339,698.00
State Department.....	71	1,743.00	123,783.00	71	1,743.00	123,783.00	65	1,740.00	114,208.00
Treasury Department.....	866	1,870.00	1,619,333.00	887	1,869.00	1,657,542.00	986	1,863.00	1,836,734.00
War Department.....	339	1,820.00	616,885.00	354	1,819.00	643,936.00	364	1,836.00	670,137.00
District of Columbia.....	97	1,772.00	171,858.00	82	1,740.00	143,550.00	63	1,739.00	109,667.00
<b>Total.....</b>	<b>3,715</b>	<b>1,855.00</b>	<b>6,807,668.00</b>	<b>3,756</b>	<b>1,826.00</b>	<b>6,865,004.00</b>	<b>3,797</b>	<b>1,796.00</b>	<b>6,820,404.00</b>
Grade 3, \$1,500 to \$1,860; average, \$1,680—									
Executive Office.....	3	1,620.00	4,860.00	3	1,620.00	4,860.00	3	1,620.00	4,860.00
Alien Property Custodian.....	11	1,779.00	19,569.00	14	1,780.00	24,920.00	13	1,735.00	22,555.00
American Battle Monuments Commission.....	1	1,740.00	1,740.00	1	1,680.00	1,680.00	1	1,500.00	375.00
Board of Mediation.....	6	1,680.00	10,080.00	6	1,680.00	10,080.00			
Board of Tax Appeals.....	5	1,620.00	8,100.00	11	1,641.00	19,150.00	12	1,539.00	20,442.00

No. 29.—Statement summarizing and comparing by classification services and grades for the fiscal years 1928, 1927, and 1926 the average number of employees, the average salary rates, and the total salaries of the personnel of the executive departments and independent establishments in the District of Columbia, classified under the act of March 4, 1923—Continued

Classification service and grade by department or establishment	Estimated expenditures, 1928			Estimated expenditures, 1927			Expended and obligated, 1926		
	Average number of employees	Average salary rate	Total salaries	Average number of employees	Average salary rate	Total salaries	Average number of employees	Average salary rate	Total salaries
Clerical, administrative, and fiscal service—Continued.									
Grade 3, \$1,500 to \$1,860; average, \$1,680—Continued.									
Bureau of Efficiency.....	5	\$1,700.00	\$8,500.00	6	\$1,700.00	\$10,200.00	3½	\$1,683.00	\$6,311.00
Civil Service Commission.....	60	1,613.00	96,773.00	60	1,614.00	96,823.00	58½	1,603.00	93,130.00
Employees' Compensation Commission.....	9	1,680.00	15,120.00	9	1,680.00	15,120.00	9	1,669.00	15,021.00
Federal Board for Vocational Education.....	10	1,644.00	16,440.00	10	1,608.00	16,080.00	9½	1,577.00	15,510.00
Federal Trade Commission.....	51	1,642.00	83,742.00	59	1,628.00	96,052.00	55½	1,640.00	91,020.00
General Accounting Office.....	320	1,659.00	530,760.00	320	1,659.00	530,760.00	320	1,643.00	525,780.00
Interstate Commerce Commission.....	132	1,671.00	220,590.00	136	1,646.00	223,701.00	133	1,659.00	220,659.00
National Advisory Committee for Aeronautics.....	3	1,680.00	5,040.00	3	1,680.00	5,040.00	4	1,680.00	6,720.00
Public Buildings and Public Parks.....	35	1,557.00	54,495.00	35	1,557.00	54,495.00	35	1,549.00	54,215.00
Shipping Board.....	9	1,687.00	15,183.00	9	1,687.00	15,183.00	9½	1,698.00	16,273.00
Smithsonian Institution.....	14½	1,556.00	22,828.00	14½	1,556.00	22,828.00	14½	1,545.00	22,406.00
Tariff Commission.....	17	1,678.00	28,524.00	17	1,678.00	28,524.00	22½	1,608.00	35,510.00
United States Veterans' Bureau.....	1,131	1,680.00	1,900,080.00	1,148	1,620.00	1,859,760.00	1,181½	1,658.00	1,960,107.00
Department of Agriculture.....	614½	1,608.00	987,815.00	616½	1,608.00	990,899.00	591½	1,603.00	947,424.00
Department of Commerce.....	588½	1,626.00	957,398.00	554½	1,619.00	898,399.00	532½	1,586.00	844,386.00
Department of the Interior.....	437½	1,652.00	722,285.00	427½	1,640.00	701,881.00	442½	1,633.00	723,632.00
Department of Justice.....	114	1,594.00	181,710.00	112	1,598.00	178,968.00	97½	1,590.00	154,804.00
Department of Labor.....	134	1,618.00	216,765.00	134	1,635.00	219,037.00	117½	1,652.00	193,316.00
Navy Department.....	452	1,637.00	739,777.00	450	1,637.00	736,690.00	449½	1,630.00	732,666.00
Post Office Department.....	229	1,640.00	375,640.00	229	1,610.00	368,629.00	218½	1,616.00	352,530.00
State Department.....	145	1,564.00	226,796.00	142	1,565.00	222,292.00	137½	1,572.00	217,165.00
Treasury Department.....	602½	1,681.00	1,012,382.00	1,655½	1,679.00	2,779,566.00	1,720½	1,662.00	2,860,788.00
War Department.....	594½	1,623.00	965,646.00	612	1,618.00	990,242.00	587½	1,628.00	955,984.00
District of Columbia.....	143½	1,567.00	227,780.00	129½	1,576.00	204,895.00	135½	1,565.00	211,352.00
Total.....	5,877½	1,643.00	9,656,321.00	6,925½	1,636.00	11,326,754.00	6,916½	1,635.00	11,305,041.00
Grade 2, \$1,320 to \$1,680; average, \$1,500—									
Alien Property Custodian.....	5	1,574.00	7,870.00	7	1,577.00	11,039.00	10	1,536.00	15,360.00
American Battle Monuments Commission.....	1	1,440.00	1,440.00	2	1,380.00	2,760.00	½	1,320.00	1,150.00
Board of Mediation.....	4	1,440.00	5,760.00	4	1,385.00	5,460.00	.....	.....	.....
Board of Tax Appeals.....	10	1,500.00	15,000.00	17½	1,476.00	26,199.00	14½	1,427.00	20,339.00
Bureau of Efficiency.....	4	1,560.00	6,240.00	4	1,470.00	5,880.00	2½	1,524.00	3,175.00
Civil Service Commission.....	43	1,438.00	61,833.00	43	1,438.00	61,833.00	55½	1,449.00	80,664.00
Employees' Compensation Commission.....	18	1,460.00	26,280.00	18	1,460.00	26,280.00	17½	1,521.00	26,741.00
Federal Board for Vocational Education.....	3	1,540.00	4,620.00	3	1,540.00	4,620.00	3½	1,505.00	4,890.00
Federal Trade Commission.....	19	1,433.00	27,227.00	19	1,433.00	27,227.00	24½	1,414.00	34,405.00
General Accounting Office.....	329	1,539.00	506,260.00	329	1,539.00	506,260.00	333	1,498.00	498,960.00
Interstate Commerce Commission.....	158	1,454.00	229,829.00	189	1,422.00	269,762.00	186½	1,418.00	265,021.00
National Advisory Committee for Aeronautics.....	1	1,320.00	1,320.00	1	1,320.00	1,320.00	3	1,500.00	4,500.00
Public Buildings and Public Parks.....	5	1,418.00	7,090.00	5	1,418.00	7,090.00	5	1,418.00	7,090.00
Shipping Board.....	24	1,453.00	34,872.00	26	1,442.00	37,492.00	23½	1,416.00	32,686.00
Smithsonian Institution.....	13	1,421.00	18,477.00	13	1,421.00	18,477.00	14½	1,393.00	19,852.00
Tariff Commission.....	16	1,469.00	23,504.00	16	1,469.00	23,500.00	12½	1,435.00	18,057.00
United States Veterans' Bureau.....	986	1,500.00	1,479,000.00	1,071	1,460.00	1,709,660.00	1,163½	1,484.00	1,726,948.00
Department of Agriculture.....	485½	1,441.00	700,354.00	487½	1,442.00	702,775.00	506½	1,429.00	724,442.00
Department of Commerce.....	623½	1,442.00	897,192.00	593½	1,435.00	850,900.00	551½	1,429.00	788,705.00
Department of the Interior.....	269	1,486.00	399,716.00	265½	1,480.00	395,643.00	270½	1,477.00	408,739.00
Department of Justice.....	64	1,445.00	92,505.00	62	1,453.00	90,084.00	67½	1,462.00	98,784.00
Department of Labor.....	115	1,428.00	164,170.00	113	1,435.00	162,158.00	115½	1,429.00	165,092.00
Navy Department.....	873	1,449.00	540,304.00	387	1,451.00	561,730.00	402½	1,447.00	582,879.00
Post Office Department.....	226½	1,450.00	328,970.00	223½	1,417.00	317,198.00	217½	1,436.00	312,660.00
State Department.....	111	1,367.00	150,603.00	111	1,357.00	150,606.00	106½	1,356.00	143,626.00
Treasury Department.....	2,064½	1,516.00	3,130,228.00	2,133½	1,515.00	3,233,657.00	2,268½	1,494.00	3,372,268.00
War Department.....	650½	1,424.00	980,036.00	660½	1,420.00	937,118.00	662½	1,422.00	941,767.00
District of Columbia.....	300½	1,413.00	424,593.00	246½	1,398.00	344,517.00	224½	1,387.00	311,685.00
Total.....	6,924½	1,475.00	10,215,287.00	7,060½	1,488.00	10,491,237.00	7,274½	1,459.00	10,615,415.00
Grade 1, \$1,140 to \$1,500; average, \$1,320—									
Alien Property Custodian.....	3	1,560.00	4,680.00	4	1,530.00	6,120.00	4	1,530.00	6,120.00
Board of Mediation.....	1	1,580.00	1,580.00	1	1,320.00	1,320.00	.....	.....	.....
Board of Tax Appeals.....	12	1,320.00	15,840.00	15½	1,355.00	20,771.00	11½	1,210.00	14,020.00
Bureau of Efficiency.....	2	1,440.00	2,880.00	.....	.....	.....	2½	1,440.00	3,240.00
Civil Service Commission.....	12	1,200.00	14,400.00	12	1,200.00	14,400.00	11½	1,248.00	14,667.00
Employees' Compensation Commission.....	9	1,262.00	11,358.00	9	1,262.00	11,358.00	9½	1,247.00	12,367.00
Federal Board for Vocational Education.....	2	1,260.00	2,520.00	2	1,260.00	2,520.00	2	1,196.00	2,385.00
Federal Trade Commission.....	6	1,280.00	7,680.00	6	1,280.00	7,680.00	5½	1,232.00	6,365.00
General Accounting Office.....	251	1,287.00	323,040.00	252	1,287.00	324,420.00	252	1,276.00	321,640.00
Interstate Commerce Commission.....	36	1,277.00	46,971.00	37	1,242.00	45,971.00	37½	1,258.00	47,512.00



No. 29.—Statement summarizing and comparing by classification services and grades for the fiscal years 1928, 1927, and 1926 the average number of employees, the average salary rates, and the total salaries of the personnel of the executive departments and independent establishments in the District of Columbia, classified under the act of March 4, 1923—Continued

Classification service and grade by department or establishment	Estimated expenditures, 1928			Estimated expenditures, 1927			Expended and obligated, 1926		
	Average number of employees	Average salary rate	Total salaries	Average number of employees	Average salary rate	Total salaries	Average number of employees	Average salary rate	Total salaries
<b>Clerical, administrative, and fiscal service—Continued.</b>									
Grade 1, \$1,140 to \$1,500, average, \$1,320—Continued.									
National Advisory Committee for Aeronautics.....	2	\$1,290.00	\$2,580.00	2	\$1,290.00	\$2,520.00	2	\$1,230.00	\$2,460.00
Public Buildings and Public Parks.....	3	1,280.00	3,840.00	3	1,280.00	3,840.00	3	1,280.00	3,840.00
Shipping Board.....	7	1,320.00	9,240.00	7	1,320.00	9,240.00	7½	1,312.00	9,512.00
Smithsonian Institution.....	6	1,300.00	7,800.00	6	1,300.00	7,800.00	5	1,303.00	6,517.00
Tariff Commission.....	1	1,380.00	1,380.00	1	1,380.00	1,380.00	1½	1,322.00	2,424.00
United States Veterans' Bureau.....	401	1,320.00	542,520.00	479	1,320.00	632,280.00	553	1,332.00	736,596.00
Department of Agriculture.....	178	1,285.00	228,714.00	181½	1,284.00	233,749.00	172½	1,276.00	220,708.00
Department of Commerce.....	326½	1,519.00	412,484.00	319½	1,253.00	400,141.00	307½	1,244.00	383,148.00
Department of the Interior.....	97	1,319.00	127,915.00	96½	1,317.00	127,451.00	103½	1,306.00	134,673.00
Department of Justice.....	61	1,239.00	75,562.00	60	1,240.00	74,400.00	53½	1,261.00	66,917.00
Department of Labor.....	49	1,222.00	59,918.00	51	1,233.00	62,859.00	48½	1,237.00	59,978.00
Navy Department.....	135	1,311.00	176,964.00	136	1,311.00	178,280.00	146½	1,308.00	191,583.00
Post Office Department.....	70	1,294.00	90,601.00	70	1,271.00	88,983.00	73½	1,279.00	94,240.00
State Department.....	33	1,218.00	40,212.00	33	1,218.00	40,212.00	41½	1,234.00	51,558.00
Treasury Department.....	1,156	1,338.00	1,546,972.00	1,175½	1,338.00	1,573,824.00	1,433½	1,327.00	1,908,402.00
War Department.....	122½	1,247.00	151,799.00	173½	1,312.00	210,292.00	124½	1,263.00	157,425.00
District of Columbia.....	94	1,214.00	114,150.00	96½	1,195.00	119,551.00	84½	1,206.00	101,315.00
<b>Total.....</b>	<b>3,076½</b>	<b>1,308.00</b>	<b>4,022,318.00</b>	<b>3,233½</b>	<b>1,299.00</b>	<b>4,201,362.00</b>	<b>3,498½</b>	<b>1,302.00</b>	<b>4,554,512.00</b>
<b>Custodial service:</b>									
Grade 10, \$2,400 to \$3,000; average, \$2,700—									
Public Buildings and Public Parks.....	2	2,450.00	4,900.00	2	2,450.00	4,900.00	2	2,450.00	4,900.00
Smithsonian Institution.....	2	2,400.00	4,800.00	2	2,400.00	4,800.00	2	2,400.00	4,800.00
United States Veterans' Bureau.....	1	2,700.00	2,700.00	1	2,700.00	2,700.00	½	2,555.00	2,343.00
Department of Agriculture.....	2	2,850.00	5,700.00	2	2,850.00	5,700.00	2	2,800.00	5,600.00
Department of Commerce.....	1	2,600.00	2,600.00	1	2,500.00	2,500.00	1	2,450.00	2,450.00
Department of the Interior.....							½	2,800.00	700.00
Treasury Department.....	1	2,800.00	2,800.00	1	2,800.00	2,800.00	1	2,654.00	2,654.00
District of Columbia.....	8	2,725.00	21,800.00	8	2,638.00	21,100.00	8	2,575.00	20,600.00
<b>Total.....</b>	<b>17</b>	<b>2,665.00</b>	<b>45,300.00</b>	<b>17</b>	<b>2,618.00</b>	<b>44,500.00</b>	<b>17½</b>	<b>2,566.00</b>	<b>44,047.00</b>
Grade 9, \$2,100 to \$2,700; average, \$2,400—									
Public Buildings and Public Parks.....	1	2,100.00	2,100.00	1	2,100.00	2,100.00	1	2,100.00	2,100.00
Department of Agriculture.....	1	2,400.00	2,400.00	1	2,400.00	2,400.00	1	2,400.00	2,400.00
Department of Commerce.....	4	2,425.00	9,700.00	4	2,425.00	9,700.00	3½	2,357.00	8,054.00
Department of the Interior.....	2	2,400.00	4,800.00	1	2,600.00	2,600.00	1½	2,433.00	3,650.00
Post Office Department.....	1	2,300.00	2,300.00	1	2,300.00	2,300.00	1	2,246.00	2,246.00
Treasury Department.....	3	2,333.00	7,000.00	3	2,333.00	7,000.00	3	2,303.00	6,908.00
District of Columbia.....	8	2,200.00	17,600.00	8	2,188.00	17,500.00	9	2,166.00	19,500.00
<b>Total.....</b>	<b>20</b>	<b>2,295.00</b>	<b>45,900.00</b>	<b>19</b>	<b>2,295.00</b>	<b>43,600.00</b>	<b>19½</b>	<b>2,252.00</b>	<b>44,858.00</b>
Grade 8, \$1,860 to \$2,400; average, \$2,111.42—									
Executive Office.....	1	2,100.00	2,100.00	1	2,100.00	2,100.00	1	2,100.00	2,100.00
Public Buildings and Public Parks.....	13	2,012.00	25,156.00	13	2,012.00	25,156.00	13	1,995.00	25,935.00
Smithsonian Institution.....	1	2,100.00	2,100.00	1	2,100.00	2,100.00	1	2,100.00	2,100.00
United States Veterans' Bureau.....	1	2,111.42	2,111.42	1	2,111.42	2,111.42	1½	2,150.00	2,866.00
Department of Agriculture.....	7	2,186.00	15,300.00	7	2,186.00	15,300.00	7½	2,192.00	16,066.00
Department of Commerce.....	2	2,170.00	4,340.00	2	2,170.00	4,340.00	2½	2,103.00	5,958.00
Department of the Interior.....	5	2,124.00	10,620.00	5	2,112.00	10,560.00	4½	2,133.00	9,776.00
Post Office Department.....	2	2,050.00	4,100.00	2	2,010.00	4,020.00	2½	1,981.00	5,149.00
Treasury Department.....	4	2,165.00	8,658.00	4	2,165.00	8,658.00	4	2,153.00	8,613.00
District of Columbia.....	27	2,019.00	54,506.00	27	2,002.00	54,066.00	22	1,962.00	42,946.00
<b>Total.....</b>	<b>63</b>	<b>2,047.00</b>	<b>128,991.42</b>	<b>63</b>	<b>2,054.00</b>	<b>129,411.42</b>	<b>59½</b>	<b>2,034.00</b>	<b>121,509.00</b>
Grade 7, \$1,680 to \$2,040; average, \$1,860—									
Civil Service Commission.....	1	1,860.00	1,860.00	1	1,860.00	1,860.00	1	1,860.00	1,860.00
Federal Board for Vocational Education.....	1	1,860.00	1,860.00	1	1,860.00	1,860.00	1	1,800.00	1,800.00
General Accounting Office.....	1	1,860.00	1,860.00	1	1,860.00	1,860.00	1	1,860.00	1,860.00
Interstate Commerce Commission.....	1	2,040.00	2,040.00	1	2,040.00	2,040.00	1	2,040.00	2,040.00
Public Buildings and Public Parks.....	32	1,848.00	59,136.00	31	1,804.00	55,924.00	31	1,804.00	55,924.00
Shipping Board.....	1	1,980.00	1,980.00	1	1,980.00	1,980.00	1	1,980.00	1,980.00
Smithsonian Institution.....	4	1,725.00	6,900.00	4	1,725.00	6,900.00	4	1,725.00	6,900.00
United States Veterans' Bureau.....	7	1,860.00	13,020.00	7	1,860.00	13,020.00	6½	2,005.00	12,364.00
Department of Agriculture.....	13	1,902.00	24,720.00	13	1,902.00	24,720.00	13	1,888.00	24,540.00
Department of Commerce.....	16	1,811.00	28,980.00	13½	1,804.00	25,168.00	8½	1,811.00	15,241.00

No. 29.—Statement summarizing and comparing by classification services and grades for the fiscal years 1928, 1927, and 1926 the average number of employees, the average salary rates, and the total salaries of the personnel of the executive departments and independent establishments in the District of Columbia, classified under the act of March 4, 1923—Continued

Classification service and grade by department or establishment	Estimated expenditures, 1928			Estimated expenditures, 1927			Expended and obligated, 1926		
	Average number of employees	Average salary rate	Total salaries	Average number of employees	Average salary rate	Total salaries	Average number of employees	Average salary rate	Total salaries
<b>Custodial service—Continued.</b>									
Grade 7, \$1,680 to \$2,040; average, \$1,960—Continued.									
Department of the Interior.....	22	\$1,857.00	\$40,863.00	23	\$1,855.00	\$42,660.00	21	\$1,848.00	\$38,814.00
Navy Department.....	2	1,740.00	3,480.00	2	1,740.00	3,480.00	2	1,740.00	3,480.00
Post Office Department.....	2	1,800.00	3,600.00	2	1,740.00	3,480.00	2	1,735.00	3,470.00
Treasury Department.....	11	1,827.00	20,100.00	11	1,827.00	20,100.00	10½	1,811.00	19,615.00
War Department.....	1	1,860.00	1,860.00	1	1,860.00	1,860.00	1	1,755.00	1,755.00
District of Columbia.....	53	1,829.00	96,900.00	53	1,817.00	96,300.00	49	1,806.00	88,486.00
Total.....	168	1,840.00	309,159.00	165½	1,827.00	303,147.00	153½	1,826.00	280,129.00
Grade 6, \$1,500 to \$1,860; average, \$1,650—									
Executive office.....	1	1,500.00	1,500.00	1	1,500.00	1,500.00	1	1,500.00	1,500.00
Federal Trade Commission.....	2	1,680.00	3,360.00	2	1,680.00	3,360.00	1½	1,722.00	3,152.00
General Accounting Office.....	5	1,680.00	8,400.00	5	1,680.00	8,400.00	5	1,668.00	8,340.00
Interstate Commerce Commission.....	1	1,680.00	1,680.00	1	1,680.00	1,680.00	1	1,650.00	1,650.00
Public Buildings and Public Parks.....	155	1,664.00	257,920.00	147	1,565.00	230,055.00	162	1,560.00	252,720.00
Smithsonian Institution.....	18½	1,612.00	30,374.00	17½	1,619.00	28,882.00	17½	1,611.00	28,192.00
United States Veterans' Bureau.....	26	1,680.00	43,680.00	26	1,680.00	43,680.00	26½	1,609.00	42,370.00
Department of Agriculture.....	61	1,724.00	105,195.00	61	1,724.00	105,195.00	61½	1,717.00	106,063.00
Department of Commerce.....	24	1,592.00	38,215.00	24½	1,591.00	38,980.00	19½	1,583.00	31,272.00
Department of the Interior.....	63	1,710.00	107,744.00	62	1,707.00	105,855.00	56½	1,669.00	93,966.00
Department of Labor.....	1	1,560.00	1,560.00	1	1,560.00	1,560.00	1	1,505.00	1,505.00
Navy Department.....	4	1,695.00	6,780.00	4	1,695.00	6,780.00	4	1,590.00	6,360.00
Post Office Department.....	33	1,593.00	52,559.00	33	1,527.00	50,400.00	32½	1,532.00	50,419.00
State Department.....	1	1,500.00	1,500.00	1	1,500.00	1,500.00	1	1,500.00	1,500.00
Treasury Department.....	36	1,613.00	58,068.00	36	1,613.00	58,068.00	34½	1,608.00	55,627.00
War Department.....	7	1,654.00	11,580.00	8	1,643.00	13,140.00	8½	1,620.00	14,314.00
District of Columbia.....	213	1,594.00	329,528.00	207	1,558.00	322,487.00	203	1,546.00	313,830.00
Total.....	651½	1,626.00	1,059,643.00	637½	1,603.00	1,021,522.00	638½	1,596.00	1,018,770.00
Grade 5, \$1,320 to \$1,680; average, \$1,500—									
Executive Office.....	1	1,320.00	1,320.00	1	1,320.00	1,320.00	1	1,265.00	1,265.00
Alien Property Custodian.....	1	1,620.00	1,620.00	1	1,620.00	1,620.00	1	1,620.00	1,620.00
Federal Board for Vocational Education.....	1	1,500.00	1,500.00	1	1,440.00	1,440.00	1	1,380.00	1,380.00
Public Buildings and Public Parks.....	16	1,375.00	22,000.00	16	1,375.00	22,000.00	15	1,340.00	20,100.00
Smithsonian Institution.....	3	1,320.00	3,960.00	3	1,320.00	3,960.00	3	1,318.00	3,954.00
Tariff Commission.....	1	1,560.00	1,560.00	1	1,560.00	1,560.00	1	1,560.00	1,560.00
United States Veterans' Bureau.....	3	1,500.00	4,500.00	3	1,500.00	4,500.00	1	1,465.00	1,465.00
Department of Agriculture.....	10	1,458.00	14,580.00	10	1,458.00	14,580.00	10½	1,329.00	14,358.00
Department of Commerce.....	5	1,416.00	7,080.00	5	1,416.00	7,080.00	3	1,423.00	4,270.00
Department of the Interior.....	50	1,432.00	71,590.00	48	1,432.00	68,720.00	49½	1,396.00	68,870.00
Department of Justice.....	1	1,440.00	1,440.00	1	1,440.00	1,440.00	5½	1,213.00	6,368.00
Post Office Department.....	6	1,410.00	8,460.00	6	1,350.00	8,100.00	6	1,344.00	8,066.00
Treasury Department.....	15	1,416.00	21,240.00	15	1,416.00	21,240.00	15½	1,392.00	21,222.00
War Department.....	2	1,380.00	2,760.00	2	1,380.00	2,760.00	1½	1,376.00	1,720.00
District of Columbia.....	217½	1,429.00	311,176.00	214½	1,424.00	305,947.00	200½	1,402.00	281,402.00
Total.....	332½	1,427.00	474,786.00	327½	1,423.00	466,267.00	314½	1,394.00	437,700.00
Grade 4, \$1,140 to \$1,500; average, \$1,320—									
Executive office.....	3	1,140.00	3,420.00	3	1,140.00	3,420.00	3	1,140.00	3,420.00
Alien Property Custodian.....	1	1,320.00	1,320.00	1	1,320.00	1,320.00	1	1,320.00	1,320.00
American Battle Monuments Commission.....	1	1,200.00	1,200.00	1	1,200.00	1,200.00	1	1,170.00	1,170.00
Board of Tax Appeals.....	1	1,440.00	1,440.00	1	1,390.00	1,390.00	1	1,440.00	1,440.00
Civil Service Commission.....	2	1,260.00	2,520.00	2	1,260.00	2,520.00	1½	1,241.00	2,172.00
Federal Board for Vocational Education.....	1	1,320.00	1,320.00	1	1,320.00	1,320.00	1	1,260.00	1,260.00
Federal Trade Commission.....	1	1,380.00	1,380.00	1	1,380.00	1,380.00	1	1,380.00	1,380.00
General Accounting Office.....	5	1,260.00	6,300.00	5	1,260.00	6,300.00	4	1,275.00	5,100.00
Interstate Commerce Commission.....	1	1,440.00	1,440.00	1	1,440.00	1,440.00	1	1,440.00	1,440.00
Public Buildings and Public Parks.....	123	1,281.00	157,563.00	123	1,173.00	144,279.00	123	1,155.00	142,065.00
Shipping Board.....	1	1,200.00	1,200.00	1	1,200.00	1,200.00	1	1,200.00	1,200.00
Smithsonian Institution.....	15½	1,290.00	20,216.00	16½	1,298.00	21,647.00	16½	1,327.00	22,126.00
Tariff Commission.....	1	1,320.00	1,320.00	1	1,320.00	1,320.00	½	1,330.00	990.00
United States Veterans' Bureau.....	8	1,320.00	10,560.00	8	1,320.00	10,560.00	11½	1,287.00	14,371.00
Department of Agriculture.....	44	1,291.00	56,816.00	44	1,291.00	56,816.00	45½	1,282.00	58,369.00
Department of Commerce.....	18	1,219.00	21,920.00	18	1,314.00	21,866.00	13½	1,259.00	16,677.00
Department of the Interior.....	67	1,283.00	85,935.00	76	1,292.00	98,160.00	64½	1,255.00	80,420.00
Department of Labor.....	1	1,500.00	1,500.00	1	1,500.00	1,500.00	½	1,500.00	1,250.00
Navy Department.....	9	1,267.00	11,400.00	8	1,282.00	10,256.00	7	1,290.00	9,030.00

No. 29.—Statement summarizing and comparing by classification services and grades for the fiscal years 1928, 1927, and 1926 the average number of employees, the average salary rates, and the total salaries of the personnel of the executive departments and independent establishments in the District of Columbia, classified under the act of March 4, 1923—Continued

Classification service and grade by department or establishment	Estimated expenditures, 1928			Estimated expenditures, 1927			Expended and obligated, 1926		
	Average number of employees	Average salary rate	Total salaries	Average number of employees	Average salary rate	Total salaries	Average number of employees	Average salary rate	Total salaries
<b>Custodial service—Continued.</b>									
Grade 4, \$1,140 to \$1,500; average, \$1,320—Continued.									
Post Office Department.....	39	\$1,224.00	\$47,745.00	39	\$1,170.00	\$45,613.00	39½	\$1,170.00	\$45,720.00
State Department.....	2	1,410.00	2,820.00	2	1,410.00	2,820.00	2	1,410.00	2,820.00
Treasury Department.....	55	1,236.00	69,479.00	55	1,263.00	69,479.00	53½	1,242.00	66,247.00
War Department.....	9	1,267.00	11,400.00	9	1,267.00	11,400.00	9½	1,256.00	12,246.00
District of Columbia.....	252	1,204.00	308,316.00	243	1,210.00	298,724.00	218	1,192.00	259,845.00
<b>Total.....</b>	<b>660½</b>	<b>1,247.00</b>	<b>828,530.00</b>	<b>660½</b>	<b>1,227.00</b>	<b>810,924.00</b>	<b>620½</b>	<b>1,213.00</b>	<b>752,078.00</b>
Grade 3, \$1,020 to \$1,260; average, \$1,140—									
Executive office.....	2	1,080.00	2,160.00	2	1,080.00	2,160.00	1½	1,080.00	2,070.00
Alien Property Custodian.....	7	1,115.57	7,809.00	10	1,112.70	11,127.00	11	1,129.09	12,420.00
Board of mediation.....	2	1,140.00	2,280.00	2	1,140.00	2,280.00			
Board of Tax Appeals.....	4	1,140.00	4,560.00	3½	1,100.00	4,300.00	5	1,164.00	5,820.00
Bureau of Efficiency.....	3	1,180.00	3,540.00	3	1,180.00	3,540.00	3	1,180.00	3,540.00
Civil Service Commission.....	8	1,133.00	9,060.00	8	1,133.00	9,060.00	8½	1,141.00	9,417.00
Employees' Compensation Commission.....	1	1,200.00	1,200.00	1	1,200.00	1,200.00	1	1,140.00	1,140.00
Federal Board for Vocational Education.....	6	1,140.00	6,840.00	6	1,130.00	6,780.00	6	1,100.00	6,600.00
Federal Trade Commission.....	8	1,125.00	9,000.00	8	1,125.00	9,000.00	6½	1,132.00	7,826.00
General Accounting Office.....	68	1,110.00	75,480.00	68	1,110.00	75,480.00	68	1,104.00	75,090.00
Interstate Commerce Commission.....	2	1,140.00	2,280.00	2	1,140.00	2,280.00	2	1,110.00	2,220.00
Public Buildings and Public Parks.....	338	1,040.00	351,520.00	332	1,336.00	443,552.00	332	1,084.00	343,288.00
Shipping Board.....	2	1,080.00	2,160.00	2	1,080.00	2,160.00	2	1,080.00	2,160.00
Smithsonian Institution.....	77½	1,024.00	79,297.00	77½	1,024.00	79,297.00	68½	1,015.00	69,969.00
Tariff Commission.....	5	1,140.00	5,700.00	5	1,140.00	5,700.00	5½	1,122.00	5,891.00
United States Veterans' Bureau.....	194	1,140.00	221,160.00	200	1,140.00	228,000.00	210½	1,128.00	237,914.00
Department of Agriculture.....	229	1,099.00	251,834.00	229	1,096.00	252,068.00	237½	1,088.00	258,196.00
Department of Commerce.....	167½	1,101.00	184,804.00	163½	1,107.00	180,744.00	159½	1,091.00	174,356.00
Department of the Interior.....	218½	1,102.00	240,801.00	219	1,099.00	240,784.00	225½	1,131.00	254,674.00
Department of Justice.....	45	1,136.00	51,101.00	45	1,136.00	51,101.00	44½	1,125.00	49,975.00
Department of Labor.....	26	1,145.00	29,760.00	26	1,142.00	29,700.00	25½	1,122.00	28,804.00
Navy Department.....	126	1,081.00	136,247.00	131	1,077.00	141,224.00	133½	1,052.00	140,610.00
Post Office Department.....	89	1,112.00	98,952.00	89	1,084.00	96,485.00	89½	1,085.00	96,724.00
State Department.....	53	1,056.00	55,995.00	53	1,056.00	55,995.00	53½	1,033.00	56,484.00
Treasury Department.....	807	1,102.00	888,963.00	813½	1,101.00	895,490.00	825	1,094.00	902,355.00
War Department.....	160	1,111.00	177,731.00	163½	1,109.00	181,835.00	167½	1,105.00	185,031.00
District of Columbia.....	353	1,056.00	372,650.00	343	1,050.00	359,980.00	348	1,036.00	360,564.00
<b>Total.....</b>	<b>3,001½</b>	<b>1,090.00</b>	<b>3,272,884.00</b>	<b>3,005½</b>	<b>1,122.00</b>	<b>3,371,322.00</b>	<b>3,042½</b>	<b>1,082.00</b>	<b>3,293,137.00</b>
Grade 2, \$900 to \$1,140; average, \$1,020—									
Executive Office.....	2	960.00	1,920.00	2	960.00	1,920.00	1½	960.00	1,440.00
Alien Property Custodian.....				1	1,020.00	1,020.00	2	1,020.00	2,040.00
Civil Service Commission.....	5	924.00	4,620.00	5	924.00	4,620.00	5½	900.00	5,325.00
Commission of Fine Arts.....	1	900.00	900.00	1	900.00	900.00	1	900.00	900.00
Federal Board for Vocational Education.....	5	984.00	4,920.00	5	972.00	4,860.00	5	954.00	4,770.00
General Accounting Office.....	28	1,009.00	28,260.00	28	1,009.00	28,260.00	32	1,011.00	32,340.00
Charwomen.....				20	113.00	113.00	20	364.00	7,280.00
Interstate Commerce Commission.....	27	955.00	25,800.00	28	939.00	26,280.00	25½	907.00	23,134.00
National Advisory Committee for Aeronautics.....	1	960.00	960.00	1	900.00	900.00	1	900.00	900.00
Public Buildings and Public Parks.....	816	916.00	737,456.00	800	907.00	725,600.00	809	907.00	733,763.00
Shipping Board.....	3	960.00	2,880.00	3	960.00	2,880.00	3	930.00	2,790.00
Smithsonian Institution.....	118½	656.00	77,797.00	118½	656.00	77,797.00	113½	648.00	73,651.00
United States Veterans' Bureau.....	95	1,020.00	96,900.00	95	1,020.00	96,900.00	100½	987.00	99,274.00
Department of Agriculture.....	314½	747.00	234,762.00	313½	745.00	233,705.00	315½	745.00	228,619.00
Department of Commerce.....	95½	932.00	89,012.00	93½	929.00	87,061.00	63½	947.00	59,997.00
Department of the Interior.....	195	991.00	193,337.00	201½	976.00	196,321.00	188½	945.00	179,460.00
Department of Labor.....	2½	960.00	2,080.00	2½	960.00	2,080.00	2½	920.00	1,993.00
Navy Department.....	12	950.00	11,400.00	12	950.00	11,400.00	11½	937.00	10,538.00
Post Office Department.....	71	1,008.00	71,568.00	71	997.00	70,819.00	75½	997.00	74,822.00
State Department.....	6	920.00	5,520.00	6	920.00	5,520.00	6½	850.00	5,455.00
Treasury Department.....	501½	739.00	370,823.00	505	735.00	371,158.00	507½	714.00	362,359.00
War Department.....	34	906.00	30,804.00	35	909.00	31,808.00	33½	893.00	29,997.00
District of Columbia.....	375	903.00	338,682.00	355	897.00	318,268.00	330	895.00	295,690.00
<b>Total.....</b>	<b>2,708½</b>	<b>861.00</b>	<b>2,330,431.00</b>	<b>2,702½</b>	<b>851.00</b>	<b>2,300,190.00</b>	<b>2,653½</b>	<b>843.00</b>	<b>2,236,587.00</b>

No. 29.—*Statement summarizing and comparing by classification services and grades for the fiscal years 1928, 1927, and 1926 the average number of employees, the average salary rates, and the total salaries of the personnel of the executive departments and independent establishments in the District of Columbia, classified under the act of March 4, 1928—*  
Continued

Classification service and grade by department or establishment	Estimated expenditures, 1928			Estimated expenditures, 1927			Expended and obligated, 1928		
	Average number of employees	Average salary rate	Total salaries	Average number of employees	Average salary rate	Total salaries	Average number of employees	Average salary rate	Total salaries
<b>Custodial service—Continued.</b>									
Grade 1, \$600 to \$780; average, \$690—									
Civil Service Commission.....	11	\$627.00	\$6,900.00	11	\$627.00	\$6,900.00	11	\$629.00	\$6,923.00
Federal Trade Commission.....	7	617.00	4,349.00	7	617.00	4,349.00	7 $\frac{1}{2}$	664.00	4,980.00
General Accounting Office.....	16	626.00	10,020.00	16	626.00	10,020.00	17	635.00	10,800.00
Interstate Commerce Commission.....	51	640.00	32,637.00	49	632.00	30,957.00	45 $\frac{1}{2}$	648.00	29,419.00
Public Buildings and Public Parks.....	1	690.00	690.00	1	690.00	690.00	1	690.00	690.00
Smithsonian Institution.....	5	750.00	3,750.00	5	750.00	3,750.00	5 $\frac{1}{2}$	660.00	3,630.00
Department of Agriculture.....	78 $\frac{1}{2}$	627.00	49,317.00	78 $\frac{1}{2}$	624.00	48,957.00	73 $\frac{1}{2}$	637.00	46,746.00
Department of Commerce.....	33 $\frac{1}{2}$	640.00	21,450.00	33 $\frac{1}{2}$	646.00	21,704.00	30 $\frac{1}{2}$	646.00	19,591.00
Department of the Interior.....	1	690.00	690.00	1	690.00	690.00	3 $\frac{1}{2}$	696.00	2,379.00
Department of Labor.....	5	630.00	3,152.00	5 $\frac{1}{2}$	621.00	3,622.00	5	623.00	3,113.00
Navy Department.....	4	623.00	2,490.00	4	625.00	2,498.00	3 $\frac{1}{2}$	623.00	2,232.00
State Department.....							1 $\frac{1}{2}$	637.00	372.00
Treasury Department.....	11	638.00	7,020.00	12	650.00	7,800.00	23 $\frac{1}{2}$	649.00	15,410.00
War Department.....	11	646.00	7,110.00	11	645.00	7,100.00	10 $\frac{1}{2}$	644.00	6,975.00
District of Columbia.....	72	633.00	45,600.00	69	634.00	43,740.00	59	549.00	32,400.00
<b>Total.....</b>	<b>308<math>\frac{1}{2}</math></b>	<b>633.00</b>	<b>185,175.00</b>	<b>303<math>\frac{1}{2}</math></b>	<b>634.00</b>	<b>192,777.00</b>	<b>297<math>\frac{1}{2}</math></b>	<b>625.00</b>	<b>185,660.00</b>
<b>Clerical-mechanical service:</b>									
Grade 4, 80 to 90 cents an hour—									
Treasury Department.....	23	2,029.00	46,667.00	23	2,029.00	46,667.00	17 $\frac{1}{2}$	2,026.00	35,117.00
Grade 3, 65 to 70 cents an hour—									
Treasury Department.....	109	1,682.00	183,338.00	109	1,682.00	183,338.00	90 $\frac{1}{2}$	1,660.00	149,815.00
Grade 2, 55 to 60 cents an hour—									
Treasury Department.....	1,322	1,382.00	1,827,004.00	1,336	1,382.00	1,846,352.00	1,263 $\frac{1}{2}$	1,382.00	1,773,221.00
Grade 1, 45 to 50 cents an hour—									
Treasury Department.....	1,787	1,246.00	2,226,602.00	1,794	1,246.00	2,235,324.00	1,842 $\frac{1}{2}$	1,246.00	2,295,651.00
<b>Total.....</b>	<b>3,241</b>	<b>1,322.00</b>	<b>4,283,611.00</b>	<b>3,262</b>	<b>1,322.00</b>	<b>4,311,681.00</b>	<b>3,233<math>\frac{1}{2}</math></b>	<b>1,316.00</b>	<b>4,253,804.00</b>

## BUDGET STATEMENT No. 30

Statement summarizing and comparing by departments and independent establishments for the fiscal years 1928, 1927, and 1926 the average number of employees, the average salary rate, and the total salaries of the personnel in the District of Columbia classified under the act of March 4, 1928

Department or establishment	Estimated expenditures, 1928			Estimated expenditures, 1927			Expended and obligated, 1926		
	Average number of employees	Average salary rate	Total salaries	Average number of employees	Average salary rate	Total salaries	Average number of employees	Average salary rate	Total salaries
Executive Office.....	37	\$2, 575	\$95, 280	37	\$2, 575	\$95, 280	36½	\$2, 527	\$92, 008
Alien Property Custodian.....	45	2, 211	99, 478	58	2, 101	121, 885	65	2, 053	133, 440
American Battle Monuments Commission.....	6	1, 890	11, 340	6	1, 773	10, 640	5	1, 927	9, 633
Board of Mediation.....	44	4, 116	181, 100	44	4, 021	176, 940			
Board of Tax Appeals.....	112	3, 486	390, 460	134½	3, 036	408, 390	104½	2, 867	299, 827
Bureau of Efficiency.....	70	2, 936	205, 540	70	2, 936	205, 540	48½	3, 117	150, 913
Civil Service Commission.....	273	1, 928	526, 436	273	1, 928	526, 436	279½	1, 894	528, 967
Commission of Fine Arts.....	2	1, 650	3, 300	2	1, 650	3, 300	2	1, 650	3, 300
Employees' Compensation Commission.....	67	1, 926	129, 040	68	1, 949	132, 540	69½	1, 930	133, 496
Federal Board for Vocational Education.....	73	2, 901	211, 800	72½	2, 861	208, 640	72½	2, 771	201, 539
Federal Power Commission.....	1	7, 500	7, 500	1	7, 000	7, 000	1	6, 500	6, 500
Federal Trade Commission.....	302	2, 776	838, 412	315	2, 753	867, 422	314½	2, 707	851, 160
General Accounting Office.....	1, 943	1, 814	3, 525, 000	1, 949	1, 816	3, 539, 280	1, 924½	1, 782	3, 431, 060
Interstate Commerce Commission.....	1, 247	2, 619	3, 265, 485	1, 379	2, 543	3, 506, 735	1, 293½	2, 469	3, 193, 334
National Advisory Committee for Aeronautics.....	28½	2, 403	67, 677	24½	2, 314	56, 898	24½	2, 166	53, 783
Public Buildings and Public Parks.....	1, 573	1, 121	1, 763, 368	1, 542	1, 167	1, 799, 183	1, 565	1, 102	1, 724, 071
Shipping Board.....	85½	2, 977	254, 076	90½	2, 891	262, 072	89½	2, 945	263, 323
Smithsonian Institution.....	421½	1, 490	627, 238	478½	1, 307	625, 392	403½	1, 477	595, 904
Tariff Commission.....	200	2, 759	551, 778	200	2, 759	551, 778	107	4, 623	494, 698
United States Geographic Board.....	1	3, 600	3, 600	1	3, 600	3, 600			
United States Veterans' Bureau.....	3, 904	1, 842	7, 190, 200	4, 116	1, 782	7, 335, 162	4, 268½	1, 738	7, 452, 035
Department of Agriculture.....	4, 696½	2, 056	9, 658, 956	4, 634	2, 086	9, 668, 471	4, 555½	2, 050	9, 338, 605
Department of Commerce.....	4, 301½	2, 065	8, 884, 367	4, 075½	2, 044	8, 331, 574	3, 811½	2, 017	7, 688, 364
Department of the Interior.....	3, 490½	1, 837	6, 412, 201	3, 521	1, 808	6, 364, 375	3, 485½	1, 791	6, 243, 565
Department of Justice.....	551½	2, 432	1, 341, 401	536½	2, 403	1, 289, 106	532½	2, 395	1, 274, 829
Department of Labor.....	610½	1, 947	1, 187, 757	613½	1, 956	1, 200, 127	590½	1, 951	1, 152, 622
Navy Department.....	1, 917	1, 900	3, 641, 628	1, 942½	1, 896	3, 683, 510	1, 942½	1, 865	3, 622, 596
Post Office Department.....	1, 369	1, 825	2, 498, 036	1, 362½	1, 778	2, 423, 258	1, 338½	1, 774	2, 374, 590
State Department.....	595	1, 890	1, 124, 435	586	1, 879	1, 101, 029	576½	1, 845	1, 063, 150
Treasury Department.....	14, 009½	1, 640	22, 970, 690	13, 350½	1, 754	23, 414, 207	14, 096½	1, 724	24, 295, 773
War Department.....	2, 473½	1, 719	4, 252, 905	2, 591½	1, 710	4, 432, 082	2, 531½	1, 663	4, 211, 399
District of Columbia.....	3, 205	1, 490	4, 777, 445	3, 027½	1, 476	4, 468, 229	2, 828½	1, 444	4, 065, 956
Total.....	47, 656½	1, 819	86, 698, 509	47, 553½	1, 826	86, 820, 111	46, 983½	1, 809	84, 970, 560

# EXPLANATORY SYNOPSIS OF ESTIMATES OF APPROPRIATIONS

## TOTAL FOR ALL BRANCHES OF THE GOVERNMENT

(Inclusive of the Postal Service)

Appropriated for 1927.....	\$3, 998, 027, 396. 48
Budget estimate for 1928.....	4, 014, 571, 124. 60
Increase.....	16, 543, 728. 12

### SENATE

Appropriated for 1927.....	\$2, 807, 280. 90
Estimate for 1928.....	2, 813, 537. 70
Increase.....	6, 256. 80

This is due to an increase from \$1,376,166.90 to \$1,382,423.70 for salaries of officers and employees of the Senate.

### HOUSE OF REPRESENTATIVES

Appropriated for 1927.....	\$7, 511, 318. 10
Estimate for 1928.....	7, 511, 901. 06
Increase.....	582. 96

This net increase involves an increase of \$8,582.96 in salaries of officers and employees of the House of Representatives, and a decrease of \$4,000 in contingent expenses. An appropriation of \$4,000 for compiling testimony in contested election cases for 1927 is not included in estimates for 1928.

### LEGISLATIVE MISCELLANEOUS

Appropriated for 1927.....	\$141, 960. 00
Estimate for 1928.....	141, 960. 00

### OFFICE OF THE ARCHITECT OF THE CAPITOL

Appropriated for 1927.....	\$2, 722, 817. 57
Estimate for 1928.....	961, 591. 00
Decrease.....	1, 761, 226. 57

This net decrease involves reductions of \$125.80 for improving the Capitol grounds; \$16,499 for maintenance of the Senate Office Building; \$8,106.80 for maintenance of the House Office Building; \$27,027.60 for the Capitol power plant. The following amounts appropriated for the fiscal year 1927 were to cover the cost of certain projects: \$13,000 for maintenance of the Library of Congress Building; \$400,000 to complete construction of new bookstacks in the northeast court of the Library of Congress; \$1,331,958.37 for enlarging the Capitol grounds, and \$5,000 for subway transportation, and no estimates therefor are included in the 1928 Budget.

### BOTANIC GARDEN

Appropriated for 1927.....	\$124, 844
Estimate for 1928.....	144, 307
Increase.....	19, 463

This increase is made up of additional amounts of \$8,963 for salaries and \$10,500 for improving the Botanic Garden.

### LIBRARY OF CONGRESS

Appropriated for 1927.....	\$1, 399, 796
Estimate for 1928.....	1, 501, 692
Increase.....	101, 896

The estimates for 1928 include the following increases: \$69,006 for salaries of the employees in the Library of Congress; \$10,000 for the purchase of books; \$10,000 for printing and binding; \$12,700 for care and maintenance of the Library Building, and \$190 for Sunday opening of the Library.

### GOVERNMENT PRINTING OFFICE

Appropriated for 1927.....	\$3, 126, 903
Estimate for 1928.....	3, 100, 000
Decrease.....	26, 903

The appropriation "Salaries, office of the Public Printer," amounting to \$156,453 in 1927, is consolidated with the appropriation for printing and binding, Government Printing Office, which is increased from \$2,400,000 to \$2,500,000, resulting in a net reduction of \$56,453. There is an increase from \$382,050 to \$420,000 for salaries, office of the Superintendent of Documents, and a reduction from \$188,400 to \$180,000 for general expenses of that office.

## EXECUTIVE OFFICE

Appropriated for 1927.....	\$819, 460
Budget estimate for 1928.....	438, 460
Reduction.....	381, 000

There is a reduction in maintenance of the Executive Mansion and grounds, from \$110,000 to \$104,000. The remaining \$375,000 involved in the reduction is due to the fact that the appropriations for 1927 provided that amount for reconstructing the roof, attic, and ceilings of the second story of the Executive Mansion, and expenses incident thereto.

## ALASKA RELIEF FUND

Appropriated for 1927.....	\$15, 000
Budget estimate for 1928.....	15, 000

This is an indefinite appropriation of 10 per cent of the receipts from licenses collected outside of incorporated towns in Alaska. The funds are divided equally among the four district judges to be used in caring for indigent and incapacitated persons. On July 1, 1926, there was an unexpended balance of \$24,920.88 to the credit of this fund for redistribution.

## ALIEN PROPERTY CUSTODIAN

Appropriated for 1927.....	\$130, 650
Budget estimate for 1928.....	98, 000
Reduction.....	32, 650

There is a reduction from \$121,900 to \$92,000 for personal services, involving a reduction in force from 58 to 44; from \$8,100 to \$5,500 for miscellaneous expenses; and from \$650 to \$500 for printing and binding.

## AMERICAN BATTLE MONUMENTS COMMISSION

Appropriation for 1927.....	\$800, 000
Previous continuing appropriations.....	595, 750
Total for 1927.....	1, 395, 750
Budget estimate for 1928.....	600, 000

These are continuing appropriations. The estimate for 1928 is to provide for continuation of the construction of memorials upon battle fields and in cemeteries in Europe in commemoration of the services of the American Expeditionary Forces, as authorized by the act of March 4, 1923. The total authorized appropriation for the projects contemplated under this act is \$3,000,000, of which it is estimated \$1,814,876 will have been expended up to the close of the fiscal year 1928, leaving approximately \$1,000,000 to be appropriated for the completion of the projects.

## ARLINGTON MEMORIAL BRIDGE COMMISSION

Appropriation for 1927.....	\$2, 500, 000
Previous continuing appropriations.....	500, 000
Total for 1927.....	3, 000, 000
Budget estimate for 1928.....	2, 500, 000

The estimate of \$2,500,000 for 1928 is in harmony with the authorized 10-year program for the construction of the Arlington Memorial Bridge. The authorized appropriation for the entire project, including the bridge and its approaches, is \$14,750,000 extending over a period of 10 years. Of the \$3,000,000 heretofore appropriated, together with the proposed appropriation for 1928, it is estimated that approximately \$5,000,000 will have been expended up to the close of the fiscal year 1928, at which time the construction of the bridge will be well under way.

## BOARD OF MEDIATION

Appropriated for 1927.....	\$285, 220
Budget estimate for 1928.....	390, 000
Increase.....	104, 780

The Board of Mediation was created by the railway labor act approved May 20, 1926. The appropriations of the Railroad Labor Board for 1927, amounting to \$285,220, were, by the second deficiency act, approved July 3, 1926, made available for the Board of Mediation for the fiscal year 1927. No other appropriations were made for the Board of Mediation for 1927.

Included in the above amount estimated for 1928 are \$100,000 for salaries and expenses of arbitration boards and \$50,000 for expenses of emergency boards authorized by the railway labor act.

## BOARD OF TAX APPEALS

Appropriated for 1927.....	\$614, 224. 64
Budget estimate for 1928.....	570, 000. 00
Net reduction.....	44, 224. 64

The activities of the Board of Tax Appeals, created by the revenue act of 1924, were broadened and increased by the revenue act of 1926, which was approved on February 26, 1926, after the Budget for 1927 was transmitted to Congress. Shortly after the passage of the new revenue law provision was made for carrying on the increased work by adding \$165,608.64 to the Budget estimate of \$448,616 for the fiscal year 1927, and of the added amount \$13,888.64 was made available for expenditure in the fiscal year 1926. The comparable amount appropriated for the fiscal year 1927 is therefore \$600,336 and the net reduction in the 1928 estimates \$30,336. This net reduction is to be brought about by a reorganization of the professional and clerical forces involving a reduction of approximately 18 in the personnel of the office and \$17,900 in salaries, with corresponding savings in contingent and incidental expense items.

The allowance for printing and binding has been increased \$3,040 to provide for issuing the decisions of the board in pamphlet and bound-volume form.

## BUREAU OF EFFICIENCY

Appropriated for 1927.....	\$210, 350
Budget estimate for 1928.....	210, 350

## CIVIL SERVICE COMMISSION

Appropriated for 1927.....	\$1, 001, 592
Budget estimate for 1928.....	1, 002, 742

Increase.....	1, 150
---------------	--------

This increase involves an increase in the contingent expenses from \$38,000 to \$40,350, and a decrease from \$2,000 to \$1,800 for expert examiners. By combining the item for employees, retirement act, with the main salary appropriation of the commission a saving of \$1,000 was effected, which represents \$440 for salaries and \$560 for equipment and supplies.

## COMMISSION OF FINE ARTS

Appropriated for 1927.....	\$5, 295
Budget estimate for 1928.....	7, 300

Increase.....	2, 005
---------------	--------

There is an increase of \$600 to meet an increase of salary of the secretary of the commission, who has been reallocated by the Personnel Classification Board; \$1,400 for traveling expenses of the commission; and \$5 for printing and binding.

## EMPLOYEES' COMPENSATION COMMISSION

Appropriated for 1927.....	\$2, 744, 540
Budget estimate for 1928.....	2, 694, 740

Decrease.....	49, 800
---------------	---------

The net decrease involves a reduction from \$2,600,000 to \$2,550,000 for the employees' compensation fund; a reduction from \$132,540 to \$129,040 for salaries, and increases from \$9,000 to \$12,000 for contingent expenses, and from \$3,000 to \$3,700 for printing and binding.

## FEDERAL BOARD FOR VOCATIONAL EDUCATION

Appropriated for 1927.....	\$8, 210, 620
Budget estimate for 1928.....	8, 165, 230

Decrease.....	45, 390
---------------	---------

This decrease involves reductions from \$740,000 to \$700,000 for cooperative vocational rehabilitation of persons disabled in industry, with the proviso that appropriations to the States shall be computed on the basis of \$1,034,000 as authorized by law; and from \$73,620 to \$68,230 for salaries and expenses, vocational rehabilitation of persons disabled in industry.

## FEDERAL POWER COMMISSION

Appropriated for 1927.....	\$32, 400
Budget estimate for 1928.....	42, 500

Increase.....	10, 100
---------------	---------

The increase of the Budget estimate over the appropriation for 1927 involves an increase of \$3,100 in the item of general expenses and \$7,000 in the estimated payments to States. The increase for general expenses is necessitated by an increase in the number of applications received for water-power permits or licenses requiring investigation by the commission, and an increase in the number of permits and licenses issued requiring supervision of construction and other work performed thereunder, as well as investigation of the fiscal affairs of permittees and licensees. The increase in the amount to be paid to States is due to increased collections arising from licenses issued by the commission. These collections constitute a permanent indefinite appropriation under the provisions of the Federal water power act.

## FEDERAL TRADE COMMISSION

Appropriated for 1927.....	\$997, 000
Budget estimate for 1928.....	984, 350

Reduction.....	12, 650
----------------	---------



The item for the general expenses of the commission is reduced from \$930,000 for 1927 to \$917,850 for 1928, and the limit of personal services in the District of Columbia from \$825,160 for 1927 to \$790,000 for 1928. Printing and binding is also reduced from \$17,000 for 1927 to \$16,500 for 1928. Minor reductions are also made in other items of general expenses. A material increase is made in the allowance for travel, the amount for 1928 being \$91,097.80, as against an estimated expenditure of \$62,117.80 for 1927.

## GENERAL ACCOUNTING OFFICE

Appropriated for 1927.....	\$3, 864, 960
Transferred to Office of Public Buildings and Grounds.....	5, 000
Net appropriation for 1927.....	3, 859, 960
Budget estimate for 1928.....	3, 783, 000
Reduction.....	76, 960

There is a reduction from \$3,539,410 to \$3,525,000 for personal services, involving a reduction in force from 1,949 employees to 1,943; from \$284,550 to \$232,000 for contingent expenses; and from \$36,000 to \$26,000 for printing and binding.

## HOUSING CORPORATION

Appropriated for 1927.....	\$673, 398
Budget estimate for 1928.....	564, 236
Decrease.....	109, 162

This involves reductions from \$505,483 to \$480,136 for the operation of the Government hotels; from \$47,700 to \$43,300, salaries; from \$5,500 to \$5,000, contingent expenses; from \$1,000 to \$800, printing and binding; from \$32,000 to \$29,000, collections; from \$1,400 to \$1,000, maintenance unsold property; from \$6,000 to \$5,000 for the foreclosure of mortgages and the elimination of \$74,315 ground rent to Baltimore & Ohio Railroad, the property having been purchased by the Government.

## INTERSTATE COMMERCE COMMISSION

Appropriated for 1927.....	\$6, 153, 157
Budget estimate for 1928.....	6, 104, 967
Net reduction.....	48, 190

To the amount appropriated for the Interstate Commerce Commission for the fiscal year 1927, as above stated, should be added \$546,680.97 made available for expenditure in that year from appropriations for previous years. The comparable amount available for expenditure in the fiscal year 1927 is therefore \$6,699,837.97 and the net reduction in the 1928 estimates is \$594,870.97.

For the general work involved in the execution of laws to regulate commerce \$2,376,939 is allowed, which is \$58,279 over the appropriation for 1927. This is made up, on the one hand, of an increase of approximately \$67,000 in the rental of the building occupied by the Interstate Commerce Commission in Washington, and provision for four additional attorneys to be employed on formal complaints, and, on the other hand, of a reduction of approximately \$36,000 in the gross amount allowed for personal services, which is made possible by taking advantage of the amount which will possibly accrue during the year by reason of salary lapses due to vacancies, leave of absence without pay, and like causes.

For the work in connection with the investigation of accounts of carriers \$1,023,205 is allowed, which is a reduction of \$12,064 under the appropriation for 1927 and \$276,064 less than is authorized to be expended in that year, including \$264,000 unexpended balance from 1926 brought forward. As this unexpended balance will be used, if at all, for temporary employments and incidental travel and per diem, it is necessary only to refer to the reduction of \$12,064. The present force on accounts work is made up of 280 persons at salaries aggregating \$796,270. It is proposed to reduce the force to 267 persons, but to increase the salaries of those remaining to \$816,055. From this latter amount is deducted possible salary lapses estimated at \$13,908, resulting in a net increase in salary payments of \$5,777. This is more than overcome, however, and the net reduction of \$12,064 effected, by means of decreased allowances for supplies, travel, and other incidental items.

For the related activities of safety-device inspection, signal and train control devices, and locomotive inspection the aggregate allowances for 1928 are \$29,230 in excess of the appropriations for 1927. This is made up of \$42,704 increase in allowance for subsistence expenses of employees on a travel status to conform to the new uniform travel regulation recently adopted and a reduction of \$13,474 for possible salary lapses.

The allowance for the valuation of property of carriers is \$1,306,325, which is \$121,635 less than the appropriation for 1927 and \$404,315.97 less than is authorized to be expended in that year, including \$282,680.97 unexpended balance brought forward from previous years. The amount allowed conforms to the estimate of funds previously made for the last year of the three-year program for finishing this valuation work, including recapture work and work under "Order No. 3," as follows:

Completing the primary valuation.....	\$915, 264
Recapture work.....	253, 600
Work under "Order No. 3".....	137, 350
	1, 306, 214

In arriving at the allowance of \$1,306,325 this \$1,306,214 was augmented by \$28,000 for increased subsistence allowance for employees on a travel status and reduced by \$27,889 for possible salary lapses.

The allowance for printing and binding is \$150,000, which is a reduction of \$10,000 below the appropriation for 1927.

#### NATIONAL ADVISORY COMMITTEE FOR AERONAUTICS

Appropriated for 1927.....	\$513, 000
Budget estimate for 1928.....	523, 000
Increase.....	10, 000

The increase of \$10,000 over the appropriation for 1927 is necessary to enable the committee to discharge the new duties and responsibilities imposed upon it by section 10 (r) of the act approved July 2, 1926 (Public, No. 446). This act creates a Patents and Design Board consisting of the Assistant Secretaries of the War, Navy, and Commerce Departments, and provides that any individual, firm, or corporation may submit a design for aircraft, aircraft parts, or aeronautical accessories, and whether patented or unpatentable the said board, upon the recommendation of the National Advisory Committee for Aeronautics, shall determine whether the use of such designs by the Government is desirable or necessary.

#### PUBLIC BUILDINGS COMMISSION

Appropriated for 1927.....	\$260, 000
Budget estimate for 1928.....	0

The appropriation for 1927 was for salaries and expenses and necessary expenses incident to moving various Government departments.

#### PUBLIC BUILDINGS AND PUBLIC PARKS OF THE NATIONAL CAPITAL

Appropriated for 1927.....	\$2, 281, 850
Amount transferred from Salaries, General Accounting Office.....	5, 000
Total, 1927.....	2, 306, 850
Budget estimate for 1928.....	2, 422, 950
Increase.....	116, 100

There is a net increase in the amount for personnel from \$1,675,500 to \$1,694,000 incident to assumption of control of the Hurley-Wright Building heretofore maintained by the Railroad Administration, and an increase in general expenses from \$607,850 to \$725,500, as follows: Rent of Hurley-Wright Building, \$75,000; maintenance of same, \$10,500. New flooring for temporary buildings, \$10,000; structural repairs to same, \$25,000. Vault for the Navy Department, \$20,000; safety devices for elevators, \$11,000. There are reductions under the appropriations in sundry items aggregating \$33,850; a reduction of \$20,000 for construction of a public comfort station at the Lincoln Memorial, and \$50 in printing and binding.

#### SMITHSONIAN INSTITUTION AND NATIONAL MUSEUM

Appropriated for 1927.....	\$893, 301
Budget estimate for 1928.....	909, 871
Increase.....	16, 570

This net increase involves increases from \$23,730 to \$26,500, furniture and fixtures; from \$78,140 to \$79,500, heating and lighting; from \$450,000 to \$454,440, preservation of collections; from \$12,000 to \$13,000, building repairs; and provides \$12,500 for the construction of a plant gallery to take care of the valuable plant collections that are now stored in boxes and inaccessible for research work; for decreases from \$7,500 to \$7,000, international catalogue of scientific literature, and from \$90,000 to \$85,000, printing and binding.

#### TARIFF COMMISSION

Appropriated for 1927.....	\$699, 000
Budget estimate for 1928.....	682, 000
Decrease.....	17, 000

This includes reduction from \$621,330 to \$609,500 for personal services, thereby reducing the force from 226 to 221, and a reduction from \$69,170 to \$64,000 for miscellaneous expenses.

#### UNITED STATES GEOGRAPHIC BOARD

Appropriated for 1927 (including \$3,850 carried in the deficiency act approved July 3, 1926).....	\$4, 195
Budget estimate for 1928.....	3, 945
Decrease.....	250

This decrease is due to a reduction in expenses for stationery, printing and binding.

## UNITED STATES SHIPPING BOARD AND EMERGENCY FLEET CORPORATION

Appropriation for 1927.....	\$24, 198, 574
Less amount appropriated specifically for the losses in the operation of ships taken back from purchasers.....	10, 000, 000
Available for salaries, expenses, and operating deficit.....	14, 198, 574
Budget estimate for 1928.....	12, 290, 000
Reduction.....	1, 908, 574

To enable the Shipping Board Emergency Fleet Corporation to operate ships or lines of ships which have been or may be taken back from the purchasers by reason of competition or other methods employed by foreign shipowners or operators, \$10,000,000 was included in the \$24,198,574 appropriated for 1927. The estimate for the fiscal year 1928 provides that the unexpended balance of this appropriation of \$10,000,000 shall be made available until June 30, 1928. The estimate of \$12,290,000 for 1928; the use of the unobligated balance of the cash reserves pertaining to operating funds (and on hand as at July 1, 1926); such amounts as may be collected of the accounts pertaining to operating funds as may be receivable as at July 1, 1927; such an amount, if any, as may be necessary, of the unexpended balance of the \$10,000,000 available for the operation of ships, if any, which have been or may be taken back from the purchasers; and such savings, if any, in operating expenses as may result from the sale of active ships, as opportunity offers, is considered sufficient to meet the estimated operating deficit for 1928.

## UNITED STATES VETERANS' BUREAU

Appropriated for 1927.....	\$462, 965, 000
Budget estimate for 1928.....	475, 400, 000
Increase.....	12, 435, 000

This net increase of \$12,435,000 involves increases from \$140,800,000 to \$168,500,000 for military and naval compensation, for payment to beneficiaries of an estimated number of 315,000 veterans as against 309,891 in 1926, and to meet liberalization of the World War veterans' act by amendments approved June 7, 1924, and July 2, 1926; from \$35,000,000 to \$35,275,000 for medical and hospital services for 9,619,826 hospital-patient days, estimated; reductions from \$44,000,000 to \$42,500,000 for salaries and expenses; from \$165,000 to \$125,000 for printing and binding; from \$116,000,000 to \$112,000,000 for the adjusted-service certificate fund to provide the amount needed on January 1, 1928, to augment the fund for liquidation at maturity of certificate or death of holder of 3,200,000 (estimated ultimate number) certificates at an average value of \$1,030 each; from \$123,000,000 to \$116,000,000 for military and naval insurance; and from \$4,000,000 to \$1,000,000 for hospital facilities and services. Appropriation of this \$1,000,000 will complete the hospital-construction program contemplated in congressional authorizations for appropriation.

## DEPARTMENT OF AGRICULTURE

Appropriated for 1927.....	\$139, 635, 823
Budget estimate for 1928.....	144, 487, 820
Increase.....	4, 851, 997

Of this net increase of \$4,851,997, \$2,500,000 is due to an increase in the estimate for the construction of forest roads and trails from \$5,000,000 to \$7,500,000. This increase, however, does not contemplate an increase in the forest road construction program but merely enables the department to meet obligations arising under existing congressional "authorizations." The remainder of the net increase for the department, \$2,351,997, involves the following principal increases and reductions: Reduction of \$35,000 due to an appropriation in 1927 to purchase land at Beltsville, Md.; a reduction from \$195,366 to \$180,366 for rent of buildings in the District of Columbia; a reduction of \$200,000 for printing and binding due to an additional amount provided in 1927 for distribution of publications entitled "Diseases of the Horse" and "Diseases of Cattle"; an increase from \$1,440,000 to \$1,920,000 for the more complete endowment of agricultural experiment stations pursuant to the Purnell Act, which authorizes for the fiscal year 1928 an increase of \$10,000 to each State; a reduction of \$38,000, due to an appropriation in 1927 for the erection of a Weather Bureau building at Lansing, Mich.; an increase from \$179,400 to \$218,000 for supplying information regarding weather conditions affecting aviation, in accordance with the air commerce act of 1926; an increase from \$630,000 to \$640,000 for inspection and quarantine of animals; an increase from \$4,653,000 to \$5,853,000 for the eradication of tuberculosis in animals; a reduction from \$699,450 to \$675,000 for eradicating cattle ticks; an increase from \$350,080 to \$365,000 for animal husbandry; an increase from \$408,544 to \$430,244 for general expenses, Bureau of Dairy Industry; an increase from \$108,095 to \$120,000 for forest pathology for development and establishment of chestnut trees in the United States which are resistant to the so-called "chestnut blight" in order to insure a supply of tannin used in the tanning of leather; a reduction from \$375,000 to \$350,000 for eradication of barberry; an increase from \$3,007,973 to \$3,135,000 for increased fire protection and administration of national forests; an increase from \$403,264 to \$443,264 for the investigation and experiments to promote economy in the use of forest products; an increase from \$131,700 to \$150,000 for planting trees in national forests; an increase from \$250,000 to \$310,000 to determine the best methods for the conservative management of forests and forest lands and for the establishment of one forest experiment station in Pennsylvania and one in the Ohio and Mississippi Valley authorized by the acts approved July 3, 1926; a reduction from \$670,000 to \$650,000 for preventing the spread of moths; an increase from \$485,000 to \$685,000 for preventing the spread of the European corn borer; an increase from \$285,000 to \$440,000 for Japanese beetle control; an increase from \$90,000 to \$100,000 for protection of fur-bearing animals and enforcement of the Alaska game law; an increase from \$353,755 to \$365,000 for the inspection of perishable foods; an increase from \$598,940 to \$610,000 for enforcement of the grain standards act; an increase from \$205,060

to \$220,000 for the administration of the warehouse act; an increase from \$425,000 to \$450,000 for the enforcement of the plant quarantine act; a reduction from \$300,000 to \$250,000 for the eradication of the pink boll worm of cotton; an increase of \$35,000 for the *Thurberia* weevil quarantine; a reduction from \$440,000 to \$420,000 for enforcement of the packers and stockyards act; an increase from \$121,530 to \$135,000 for enforcement of the grain futures act; an increase from \$25,000 to \$35,000 for the enforcement of the naval stores act; an increase from \$710,000 to \$1,000,000 for cooperation with States in forest fire protection, as provided for by the Clarke-McNary Act; an increase from \$50,000 to \$60,000 for cooperative farm forestry; a new item of \$25,000 for a dairying and livestock experiment station authorized to be established at Mandan, N. Dak., and a reduction of \$20,000 due to an appropriation for that amount which was made in 1927 for the World's Poultry Congress. The estimates also provide for reductions aggregating \$54,484 from appropriations for "salaries" of the various bureaus and offices of the department.

The estimates for 1928 provide for a reorganization of the Bureau of Chemistry, the Bureau of Soils, the Insecticide and Fungicide Board, and the soil fertility and plant nutrition activities of the Bureau of Plant Industry into a research unit designated the Bureau of Chemistry and Soils and a regulatory unit designated the Food, Drug, and Insecticide Administration. No additional funds are included for these new organizations.

## DEPARTMENT OF COMMERCE

Appropriated for 1927.....	\$30, 632, 847
Budget estimate for 1928.....	35, 240, 430
Net increase.....	4, 607, 583

The net increase of \$4,607,583 for the department includes an increase in the appropriations for the office of the Secretary of \$3,630,619, or from \$2,825,231 to \$6,455,850, made up as follows: Salaries, \$254,500 to \$285,600; contingent expenses, \$262,000 to \$270,000; printing and binding, \$1,688,231 to \$1,815,000; aircraft in commerce, \$250,000 to \$796,250; air navigation facilities, \$300,000 to \$3,219,500. The increases under the last two items are made for the purpose of enabling the department to carry out more fully the program contemplated by the air commerce act with respect to research and development, inspection and registration of aircraft, licensing of pilots, and establishing and operating aids to air navigation.

The Bureau of Foreign and Domestic Commerce receives an increase from \$3,263,357 to \$3,442,297 as follows: For additional commercial attaché offices, \$335,000 to \$385,000; for promoting commerce in South and Central America, \$333,090 to \$358,090; in the Far East, \$290,000 to \$300,000; in Europe and other areas, \$472,350 to \$509,880; for extending the district office service, \$330,000 to \$365,000; and for the further development of domestic commerce, \$165,000 to \$189,160.

The increase from \$1,974,000 to \$2,118,200 for the Bureau of the Census will provide the appropriation for collecting statistics, an increase of \$127,000, from \$931,000 to \$1,058,000, to cover additional canvasses to be made in 1928. Salary promotions amounting to \$7,000 are also made possible by an increase from \$993,000 to \$1,000,000 and an increase from \$50,000 to \$60,200 will allow increased construction of tabulating machines to be used in taking the next decennial census. The increase in the Steamboat Inspection Service from \$1,062,670 to \$1,080,060 will place a supervising inspector at Pittsburgh at \$3,800 and add \$14,550 for the increased travel costs of the service. The net decrease from \$650,100 to \$537,020 for the Bureau of Navigation follows a reduction of the department's responsibility for the enforcement of wireless communication laws in accordance with a recent decision of the Attorney General and the resulting decrease for this item is from \$335,000 to \$220,000.

In the increase for the Bureau of Standards from \$1,940,385 to \$2,175,000 are involved an allowance of \$200,000 for the erection of a new power-plant building recently authorized; an increase in the salaries appropriation from \$567,320 to \$572,060 to permit additional personnel; for testing structural materials, \$230,000 to \$240,000; for investigation of textiles, \$35,000 to \$40,700; for sugar standardization, \$38,160 to \$48,160, to provide for the further prosecution of investigational work in levulose; for metallurgical research, \$43,140 to \$48,140; for testing railroad and other scales, \$39,000 to \$47,000, to enable the operation of the master track scale now being installed in Chicago; for standardization of equipment, \$115,000 to \$130,000; for investigational work in radioactive substances, \$9,540 to \$29,540, which will help to formulate standard specifications for the treatment of disease by X rays; and an allowance of \$5,000 for the investigation and standardization of dental materials. An appropriation of \$50,000 for 1927 for installation of a master track scale is not needed for 1928 and the funds thus saved make possible many of the above increases.

Allowances for the Lighthouse Service receive an increase from \$10,154,481 to \$10,644,250. The bureau personnel is increased from \$89,880 to \$94,250; general expenses from \$4,240,000 to \$4,275,000; salaries, lighthouse vessels, from \$2,245,000 to \$2,273,000, to provide for operation of new light vessel to be put in commission and for minor salary increases; the salaries of superintendents and clerks are increased from \$565,000 to \$570,000 for the employment of three additional watchmen at lighthouse depots. Retired pay receives an increase from \$160,000 to \$225,000, and salaries of lighthouse keepers is reduced from \$1,970,000 to \$1,960,000 due to the installation of automatic lights. An increase from \$350,000 to \$609,000 is provided for the construction and equipment of two new light vessels and the conversion of a lighthouse tender to an oil burner, and an increase from \$484,601 to \$638,000 for establishing and improving other aids to navigation.

The net increase from \$2,336,670 to \$2,338,590 for the Coast and Geodetic Survey involves the omission of estimates of \$5,000 and \$1,000, respectively, for replacement of magnetic observatory at Tucson, Ariz., and for Hawaiian triangulation, no longer needed. There is a decrease from \$67,100 to \$65,000 for general expenses and an increase from \$425,000 to \$436,520 for office salaries.

The increase of \$1,315, from \$1,789,253 to \$1,790,568 for the Bureau of Fisheries is larger than it appears inasmuch as the following specific projects were included in the 1927 appropriations that do not need to be provided for in 1928: Lake Worth, Tex., fish cultural station, \$18,000; construction work at La Crosse, Wis., station, \$4,000;

equipment for patrol boat *Brant*, \$25,000; transportation of supplies to Pribilof Islands, \$28,000; Warm Springs, Ga., fish cultural station, \$30,000; Colorado fish cultural station, \$20,000; patrol vessel for Alaskan waters, \$50,000. The actual increase is therefore \$176,315 distributed mainly as follows: Employees at fish cultural stations, \$255,270 to \$260,000; biological stations, \$39,000 to \$40,860; employees Atlantic coast vessels, \$33,000 to \$42,800; crews of Alaskan vessels, \$53,070 to \$65,970; maintenance of vessels, \$95,000 (exclusive of special project) to \$140,000; fish propagation, \$405,000 (exclusive of special projects) to \$427,000; scientific inquiry \$57,475 to \$67,000, including \$10,000 for investigating decrease in food fishes along mid-Atlantic coast; protecting seal and salmon fisheries of Alaska, \$312,000 (exclusive of transportation) to \$322,000; new vessel for Alaskan fisheries, \$60,000.

The increase from \$2,722,300 to \$2,797,300 for the Patent Office is further augmented by \$20,000 that was charged against the 1927 appropriation for a specific project. An increase from \$25,000 to \$75,000 is provided for additional junior patent examiners and from \$20,000 to \$65,000 for steel filing cases.

There is an apparent decrease for the Bureau of Mines from \$1,914,400 to \$1,861,060, but the 1927 appropriation included an item of \$89,000 for oil shale investigation not to be carried on in 1928, also \$5,240 for specific work henceforth to be performed by the Bureau of Standards. There is an actual increase, therefore, of \$40,900. The estimates contemplate a new division in the bureau for the promotion of mineral commerce to which transfers from other appropriations are made as follows: Investigating mine accidents, \$15,370; mineral mining investigations, \$49,090; oil, gas, and oil shale investigations, \$7,500; mineral resources, \$123,000; and the total is further augmented by an increase of \$30,040, making the allowance for mineral commerce \$225,000. Considering the above transfers, investigating mine accidents is increased from \$388,130 to \$390,630. An increase from \$64,320 to \$71,360 is also provided for the care and maintenance of buildings at the Pittsburgh plant.

## DEPARTMENT OF THE INTERIOR

Appropriated for 1927.....	\$252, 962, 318
Budget estimate for 1928 .....	285, 717, 596
Increase .....	32, 755, 278

The increase for 1928, of \$32,755,278, is caused by the increased pension rates of the Spanish War and the Civil War pension laws enacted at the close of the last session. On July 1, 1926, there were 501,723 pensioners. The appropriation of \$192,000,000 for Army and Navy pensions for 1927 was made prior to the enactment of the above-mentioned laws, and it is now believed that an additional amount of \$41,000,000 will be required for Army and Navy pensions during 1927. Upon this basis for 1927, there is a decrease of \$8,244,722 in the estimates for the Department of the Interior for 1928.

The estimates for the General Land Office were reduced to \$2,297,550 from the 1927 appropriations of \$2,342,300, through some decreases in amounts for field activities and other decreases proposed to be effected by the consolidation or elimination of certain expense items. Estimates for the Bureau of Indian Affairs represent a reduction from \$12,901,160 to \$12,576,265, although they provide increases in items for education and for health work among the Indians. The estimates for the National Park Service show a decrease from \$3,698,920 to \$3,277,105, the amount to be made available for payment of contractual obligations on account of road and trail construction being decreased from \$2,000,000 to \$1,500,000, with the amount of \$1,500,000 to be authorized for new contractual obligations in 1928 remaining the same as for 1927. Increases are provided, however, in several of the park items for administration, protection, and improvement. The estimates for the Territorial governments, including the same amount for the Alaska Railroad as was appropriated for 1927, are reduced from \$1,995,708 to \$1,920,200, due to the fact that appropriations for legislative expenses are made biennially, and that none will be required in 1928.

The estimated amounts required under various permanent and indefinite appropriations are reduced from \$25,638,900 to \$25,179,000.

Estimates for the Bureau of Reclamation show an increase over the appropriations for 1927, from \$7,556,000 to \$12,183,000. Certain questions of reclamation policy have been under consideration by Congress for the last two years, and during that time construction of new projects, or of new divisions of existing projects, has been largely held in abeyance. With the determination of these policies at the last session of Congress, it is now proposed to proceed with authorized new construction in the amounts estimated for that purpose for 1928. The estimate for printing for the Geological Survey is increased from \$92,000 for 1927 to \$120,000 for 1928, to provide for the printing of accumulated reports. The estimates for other expenditures of the Geological Survey are increased from \$1,819,440 to \$1,857,580, involving an increase in the item for topographic surveys from \$451,700 to \$515,000, and decreases in certain other items. The amount for the Bureau of Education is increased from \$864,100 to \$921,220, by reason of a new item for an investigation of land-grant colleges. The amount for the Columbia Institution for the Deaf is increased from \$113,400 to \$128,000, for improvements to the light and power plant. To provide for the construction of a girls' dormitory, at a cost of \$150,000, the estimate for Howard University is increased from \$218,000 to \$368,000. The amount for Freedmen's Hospital is increased from \$166,390 to \$188,856, to provide for new laundry machinery.

## DEPARTMENT OF JUSTICE

Appropriated for 1927.....	\$25, 628, 707. 00
Budget estimate for 1928.....	25, 895, 349. 50
Net increase.....	266, 642. 50

This involves increases from \$993,240 to \$1,021,640 for salaries for additional attorneys; from \$100,000 to \$118,000 for rent, to provide for the space now being paid from the appropriation for investigation and prosecution of war frauds, 1926 and 1927, the availability of which will expire June 30, 1927; from \$260,000 to \$290,000 for printing and binding due to increased business of the courts; from \$7,500 to \$12,500 for traveling and miscellaneous expenses; from \$75,000 to \$85,000 for defending suits in claims against the United States; from \$2,154,280 to \$2,250,000 for detection and prosecution of crimes; from \$149,500 to \$164,000 for examination of judicial offices; from \$1,350,000 to \$1,357,500

for salaries of circuit, district, and retired judges; from \$83,890 to \$86,080 for the United States Court of Customs Appeals; from \$96,212 to \$98,462 for salaries, Court of Claims; from \$3,400,000 to \$3,650,000 for salaries, fees, and expenses of marshals; from \$1,334,000 to \$1,400,000 for salaries and expenses of district attorneys; from \$1,000,000 to \$1,100,000 for pay of regular assistant attorneys, which increase is apparent rather than real, as \$100,000 was transferred during 1927 from the appropriation for investigation and prosecution of war frauds; from \$400,000 to \$410,000 for pay of special assistant attorneys; from \$1,750,000 to \$1,775,000 for salaries and expenses of clerks, United States courts; from \$500,000 to \$600,000 for fees of commissioners, due to increase in business; from \$1,575,000 to \$1,900,000 for fees of jurors, due to increase in the per diem for attendance and while traveling from \$3 to \$4 a day, by the act of April 26, 1926; from \$1,400,000 to \$1,850,000 for fees of witnesses, due to increase in the per diem for attendance and while traveling from \$1.50 to \$2 a day, and the allowance of a per diem of \$3 for expenses of subsistence to witnesses so far removed from their residences as to prohibit return thereto from day to day, by the act of April 26, 1926; from \$330,000 to \$425,000 for pay of bailiffs and criers and traveling expenses of United States judges, due to increase in the number of per diems for bailiffs and criers; from \$755,000 to \$815,000 for miscellaneous expenses, United States courts; from \$811,493 to \$852,000 for United States penitentiary, Leavenworth, Kans.; from \$190,100 to \$230,000 for Federal industrial institution for women, Alderson, W. Va.; from \$350,000 to \$360,000 for United States industrial reformatory, Chillicothe, Ohio; from \$142,793 to \$165,000 for National Training School for Boys, Washington, D. C.; from \$1,974,000 to \$2,300,000 for support of United States prisoners, due to increase in the number and cost of maintaining prisoners in State and county jails; from \$10,000 to \$12,000 for inspection of prisons and prisoners; and decreases from \$63,000 to \$62,000 for contingent expenses of the department; from \$200,000 to \$198,000 for enforcement of antitrust laws; from \$39,000 to \$33,000 for salaries and expenses, Pueblo lands board; from \$69,000 to \$43,387.50 for salaries and expenses of commissioners, Court of Claims, on account of the expiration, on February 24, 1928, of the enabling act; from \$85,000 to \$65,000 for books for judicial officers, the appropriation for 1927 including an item of \$20,000 for the purchase of the library of the Bar Association of Boston; from \$866,072 to \$850,000 for United States penitentiary, Atlanta, Ga.; from \$319,047 to \$260,000 for United States penitentiary, McNeil Island, Wash., due to reduction in items for equipment and repairs and improvements to buildings; and omission of an item appropriated for 1927, of \$5,000 for repairs to jail and courthouse, Nome, Alaska.

Increases in the estimates for traveling and miscellaneous expenses, defending suits in claims against the United States, detection and prosecution of crimes, examination of judicial offices, salaries, fees, and expenses of marshals, salaries and expenses of district attorneys, pay of special assistant attorneys, salaries and expenses of clerks, United States courts, miscellaneous expenses, United States courts, and inspection of prisons and prisoners, are principally to permit the payment of traveling expenses at the rates prescribed by the subsistence expense act of 1926.

For the penal and correctional institutions, provision has been made to cover the increase in the clothing and cash gratuity furnished to persons discharged from prisons as authorized by the act of July 3, 1926. The following items for construction appropriated for 1927 are omitted: \$1,509,300 for buildings and equipment, Federal industrial institution for women; \$135,000 for completion of the administration building and rotunda for United States penitentiary, Leavenworth; \$25,000 for construction of dikes and revetments to protect the eastern pier and approach across the Missouri River at Fort Leavenworth; \$200,000 for new boilers and alterations to power house for United States penitentiary, Atlanta; and estimates are submitted for construction work in 1928 of \$17,500 for infirmary and isolation ward for United States penitentiary, Leavenworth; \$40,000 for completion of cell houses in addition to the \$100,000 appropriated for 1927, and \$103,000 for administration building, dining hall and kitchen, and power house for United States penitentiary, McNeil Island; \$75,000 for one family building to house 40 boys for National Training School for Boys.

## DEPARTMENT OF LABOR

Appropriated 1927.....	\$9, 561, 305
Budget estimate for 1928.....	8, 558, 540
Decrease.....	1, 002, 765

The Budget estimates for 1928 contemplate increases of appropriations for 1927 as follows: Rent, Department of Labor, from \$24,000 to \$68,000, to meet the terms of a proposed new lease for the fiscal year 1928 contingent upon the appropriation of the money therefor; miscellaneous expenses, Bureau of Labor Statistics, from \$74,000 to \$80,000 for traveling expenses; miscellaneous expenses, Bureau of Naturalization, from \$635,000 to \$656,000 for increase of force to put into operation the act of June 8, 1926; authorizing judges of United States district courts to designate officers of the bureau to conduct preliminary hearings upon petitions for naturalization to such courts, and to carry out provisions of the act of May 26, 1926, extending the privileges of naturalization to certain alien veterans of the World War; general expenses, Children's Bureau, from \$54,000 to \$60,000 for traveling expenses. Decreases: Salaries, office of the Secretary, from \$186,900 to \$186,000; salaries and expenses, commissioners of conciliation, from \$234,000 to \$210,000; expenses of regulating immigration, from \$6,084,565 to \$6,035,000; employment service, Department of Labor, from \$205,000 to \$200,000. For 1927, \$1,000,000 was appropriated for promotion of the welfare and hygiene of maternity and infancy, Children's Bureau. This item is not included in the Budget estimate for 1928, Congress not having authorized continuation of the work beyond the fiscal year 1927.

## NAVY DEPARTMENT

Appropriated for 1927.....	\$322, 061, 975
Made available for 1927 by transfer from naval supply account fund.....	5, 000, 000
Total available for 1927.....	\$327, 061, 975
Budget estimate for 1928.....	313, 815, 500
To be made available for 1928 by transfer from naval supply account fund.....	4, 000, 000
Total available for 1928.....	317, 815, 500
Decrease.....	9, 246, 475



The Budget estimates are predicated upon providing for sufficient enlisted men to meet the needs of the service; for a slight reduction in the number of ships to be operated, involving the decommissioning or placing in reserve of certain old ships, and the commissioning of the two new airplane carriers; for the efficient maintenance and operation of the fleet and shore activities; for carrying forward the construction of ships under way at the end of the fiscal year 1927; for continuing the work of modernization of the six old coal-burning battleships; for meeting the second increment of the Navy five-year aircraft program; and for a further slight reduction in the number of classified departmental employees within the District of Columbia.

The net decrease of \$9,246,475, mentioning the principal items of importance, involves increases for Naval Reserve from \$3,820,860 to \$3,850,000 (also \$235,000 for new planes for the reserve is carried under aviation); for ordnance and ordnance stores from \$10,625,000 to \$11,450,000; for purchase and manufacture of smokeless powder from \$772,000 to \$1,000,000; for pay of the Navy from \$119,863,500 to \$124,300,000 (including a new item for outfits on first enlistment involving \$2,300,000); for provisions, Navy, from \$19,207,000 to \$19,430,000; for aviation from \$19,065,288 to \$19,790,000 (plus \$900,000 increase in contract authorization—\$5,000,000 for 1928 as against \$4,100,000 for 1927—also includes \$235,000 for purchase of planes for the Naval Reserve); for pay, Marine Corps, from \$14,970,347 to \$15,031,900; and reductions for transportation and recruiting, Bureau of Navigation, from \$4,664,000 to \$4,500,000; for engineering from \$19,150,000 to \$18,800,000; for construction and repair of vessels from \$16,950,000 to \$16,600,000; for maintenance, Bureau of Supplies and Accounts, from \$9,500,000 to \$9,400,000; for fuel and transportation from \$13,950,000 to \$12,000,000; for maintenance, Bureau of Yards and Docks, from \$7,000,000 to \$6,900,000; for public works from \$2,735,300 to \$1,867,500; for general expenses, Marine Corps, from \$8,090,000 to \$7,939,000; for major alterations of vessels from \$7,500,000 to \$2,210,000; for increase of the Navy from \$33,275,000 (\$28,275,000 direct appropriation and \$5,000,000 transferred from the naval supply account fund) to \$27,250,000 (\$23,250,000 direct appropriation and \$4,000,000 to be transferred from the naval supply account fund)

## POST OFFICE DEPARTMENT

Appropriated for 1927 .....	\$738, 805, 303
Budget estimate for 1928 .....	757, 969, 115
Net increase .....	19, 163, 812

The Post Office Department must accept mail matter for transmission whenever and wherever it is offered. The volume of mail handled by the Postal Service is constantly increasing, as is evidenced by the increase in postal revenues. In these circumstances an increase in the expenses of the service is inevitable if the mails are to be handled efficiently and expeditiously.

In reviewing the department's estimates of appropriations for the purpose of preparing the Budget the requirements of good service are given first consideration. A secondary but important consideration is that the contemplated expenditures should not exceed the estimated revenues, and if this is not possible, then the expenditure allowances should be kept as near as possible to the prospective income.

In Budget statement No. 6 it will be found that the estimated postal revenues for the fiscal year 1928 are approximately 6 per cent in excess of the estimated revenues for the fiscal year 1927. It will also be found that the estimated expenditures for 1928 are approximately 4.25 per cent in excess of the estimated expenditures for 1927. This spread of 1.75 per cent will result in reducing the estimated deficiency in the postal revenues in 1927 by more than half, and if the same conditions can be carried into the fiscal year 1929 there is good ground for indulging the hope that the postal deficiency, which in the fiscal year 1926 amounted to more than \$35,000,000, will be eliminated.

If this desirable result is accomplished it will not be at the expense of good service. The net increase of \$19,163,812 for 1928 above stated is made up of numerous increases in allowances for activities affected by the greater volume of mail to be handled, and some decreases in other allowances where the demands on the service will not be so great or substantial savings will be made possible as the result of economies in administration.

The more important of these increases and decreases are as follows:

An increase of \$74,740 in the allowance for departmental salaries so as to provide for seven additional employees (including an assistant chief inspector), and for promotions to the staff which will result in advancing the average salaries paid nearer, but still substantially under, the average of the respective grades.

A decrease of \$45,000 in the expense of transporting supplies, due to better methods of routing traffic.

Increases of \$9,150,000 in the item for salaries of clerks in first and second class post offices, and \$5,860,000 in the salaries of city delivery carriers, to provide for automatic promotions authorized by law and for additions to the force.

An increase of \$1,605,000 in the item for rent, light, and fuel, to provide for additional quarters and space needed for handling the mails and for increased rentals in the renewal of existing leases.

Decreases of \$300,000 in the expense of village delivery service, and \$200,000 in special delivery fees, due to lessened demand for these classes of service.

An increase of \$1,605,463 in the cost of the vehicle service, for the purchase of new trucks needed and increased cost of gasoline and repair parts.

A decrease of \$2,000,000 in the payments for inland transportation of the mails by railroads, due to an over-estimate by the Post Office Department in 1927 of the requirements for this class of transportation, the appropriation for which in that year amounted to \$113,500,000.

An increase of \$995,879 in the allowance for salaries of railway-mail clerks, to provide for automatic promotions and additions to the force.

An increase of \$700,000 for ocean transportation of mails for foreign countries, due to normal increase in this class of mail, and including \$125,000 in contracts formerly paid from the appropriation for "Power-boat service," for which a corresponding reduction has been made in this item.

An increase of \$150,000 in the cost of manufacturing stamped paper, to provide for the collection of the growing revenues.

A decrease of \$350,000 in the allowance for the payment of indemnities for the loss or damage of domestic mails, due to a marked reduction in the number and amount of claims filed as the result of better protection given insured parcel-post mail, including the taking of receipts on delivery.

A decrease of \$69,000 in the allowance for the purchase of stationery, due to economies in use of supplies and reduced prices.

An increase of \$300,000 in the provision for star-route service, attributed to the normal growth of this service.

A reduction of \$20,000 in the provision for the manufacture of mail bags and equipment, due to a reduction in the number of locks needed.

A reduction of \$94,000 in the allowance for the Rural Delivery Service, made possible by the consolidation of routes, but without affecting provisions for additional routes to take care of new business.

## DEPARTMENT OF STATE

Appropriated for 1927.....	\$17, 357, 062. 64
Budget estimate for 1928.....	11, 969, 119. 41
Net decrease.....	5, 387, 943. 23

This involves increases from \$1,069,600 to \$1,089,600 for salaries, Department of State, principally for additional force to edit and publish Foreign Relations and appendices; from \$161,500 to \$190,000 for printing and binding, for publication of Foreign Relations and appendices; from \$611,500 to \$621,500 for salaries of ambassadors and ministers, for salary of minister to Ethiopia; from \$355,000 to \$360,000 for clerks at embassies and legations; from \$7,300 to \$7,800 for salaries, interpreters to embassies and legations; from \$740,500 to \$762,500 for contingent expenses of foreign missions, for repairs, alterations, and structural changes in the Government-owned building in Tangier Morocco; from \$20,000 to \$25,000 for expenses of Foreign Service inspectors, to permit the inspection of offices at least once every two years as required by law; from \$1,550,000 to \$1,555,000 for clerks at consulates; from \$2,890,000 to \$2,920,000 for salaries, Foreign Service officers, to provide 12 additional officers; from \$36,000 to \$40,000 for water boundary, United States and Mexico; from \$146,713.58 to \$150,568.93 for United States quota to the Pan American Union; from \$30,000 to \$40,000 for international fisheries commission, United States and Mexico; from \$89,595.74 to \$95,233 for quotas of Latin America countries members of the Pan American Union; new items of \$22,000 for maintaining the demarcation of the boundary between Alaska and Canada and United States and Canada, pursuant to treaty concluded between the United States and Great Britain on February 24, 1925; \$40,000 for expenses of participation of the United States section in the second general meeting of the Inter-American high commission to be held at Rio de Janeiro, Brazil, in the summer of 1927; \$1,000 for replica of the Houdon bust of Washington for lodgment in the Hall of Americas of the Pan American Building at Washington; \$239,506.20 for payment of awards against the United States by the arbitral tribunal established under the special agreement concluded between the United States and Great Britain on August 18, 1910; and decreases from \$46,340 to \$43,605 for contingent expenses of the department; from \$20,000 to \$19,000 for salaries, chargés d'affaires ad interim; from \$400,000 to \$100,000 for diplomatic and consular establishments, Tokyo, Japan, as the department considers \$100,000 together with the unexpended balances of prior years sufficient to cover all expenditures in 1928; from \$965,000 to \$960,000 for contingent expenses of consulates; from \$490,000 to \$484,720 for immigration of aliens; from \$125,000 to \$100,000 for relief and protection of American seamen; from \$25,000 to \$24,000 for post allowances to Foreign Service officers; from \$35,000 to \$26,410 for demarcation of the boundary between Alaska and Canada and United States and Canada; from \$29,222.32 to \$28,912.28 for Pan American sanitary bureau; from \$140,000 to \$119,117 for Mixed Claims Commission, United States and Germany; from \$28,500 to \$28,000 for International Fisheries Commission, United States and Great Britain; from \$8,000 to \$3,000 for international road congress, the appropriation for 1927 including \$5,000 for expenses of participation in the meetings of the congress and executive committee during the calendar year 1926; from \$50,000 to \$40,000 for report on Rainy Lake reference; from \$15,000 to \$13,000 for expenses of prisons for American convicts; from \$15,544 to \$15,000 for German Government's moiety, expenses, Mixed Claims Commission; omission of the following items appropriated for 1927: \$5,000 for the Seventh International Dental Congress; \$4,000 for revision of Chinese customs tariff; \$6,600 for inquiry into extraterritoriality in China; \$1,500 for Pan American Congress.

The Foreign Service buildings act of 1926, providing for the acquisition of buildings and grounds in foreign countries for use of the Government of the United States, authorizes an appropriation of \$10,000,000 with the restriction that not more than \$2,000,000 shall be appropriated for any one year. An amount of \$435,000 was appropriated for 1927, available until expended, which will be sufficient until the Foreign Service buildings commission meets and definite conclusions and recommendations are reached as to the requirement for additional funds.

There is also omitted from the Budget estimate for 1928 an item of \$5,000,000 for the payment to the Republic of Colombia. Under the treaty of April 6, 1914, the United States agreed to pay to the Republic of Colombia for the settlement of differences arising out of events which took place on the Isthmus of Panama in November, 1903, \$25,000,000 in gold, United States money, \$5,000,000 to be paid within six months after exchange of ratifications of the treaty and the remaining \$20,000,000 to be paid in four annual installments of \$5,000,000 each. The last installment was included in the annual appropriation act for 1927, and payment was made to the Republic of Colombia on September 1, 1926.

## TREASURY DEPARTMENT

(Exclusive of interest on and retirement of the public debt)

Appropriated for 1927.....	\$176, 637, 465. 63
Budget estimate for 1928.....	170, 468, 453. 00
Net reduction.....	6, 169, 012. 63



The wide range of activities which make up the Treasury organization renders it impracticable to comment on its affairs in a general way. In this synopsis, therefore, the comparisons made are based upon groups of items pertaining to the principal branches of the Treasury service.

The summary above shows a net reduction in the Budget estimates for 1928 compared with appropriations for 1927 of \$6,169,012.63, but the estimates do not include provisions for the purchase of sites and construction of buildings under the authorities contained in the public building bill passed at the last session of Congress. Owing to the vast amount of preliminary work to be done by the Treasury and Post Office Departments before the amount that will be needed in 1928 can be determined, formal estimates have not as yet been submitted to the Budget Bureau and it is proposed to handle them later on as supplementary items. It is anticipated that the amount requested will be approximately \$20,000,000. On this basis there will be a net increase in the Treasury estimates for 1928 of \$13,830,988, instead of a net reduction of \$6,169,012.

The principal factors involved in the net reduction, in respect to the branches of the service involved, are as follows:

#### PUBLIC DEBT SERVICE

A decrease of \$50,000 in the cost of current operations, due to decrease in work in connection with United States currency, bonds, and other securities.

A decrease of \$35,279 in the provision for purchase of distinctive paper used in the production of United States paper currency, made possible by a marked reduction in spoilage incident to manufacture. The amount allowed for the purchase of the paper, \$1,421,715, includes provision for the completion of a three-year program for establishing a currency reserve of 320,000,000 notes—120,000,000 notes for a so-called "manufacturing" reserve, i. e., allowing for an interim of approximately one month between the printing of the back and the printing of the face of the note and another month before the completed note is put into circulation; and 200,000,000 notes for a "vault" reserve to be used only in an emergency. Under conditions prevailing before this program was adopted our paper currency was put into circulation immediately after printing, while still "green" and before the ink used thereon had had an opportunity to oxidize. As a result the life of the bills was materially reduced and they were soon returned to the Treasury for redemption. The expense incident to setting up this note reserve will not recur; moreover, it is a measure of economy in that relatively speaking a much less number of notes will have to be printed in the future.

A decrease of \$305,500 in the indefinite appropriation for preparation and issue of Federal reserve notes, due to a lessened demand for the printing of this class of currency.

#### CUSTOMS SERVICE

An increase of approximately \$400,000 in the general expenses incident to collecting the customs revenue, specifically to provide for increases in pay to the staff both in Washington and in the field.

An increase of \$5,000,000 in the indefinite appropriation item of debentures or drawbacks, due to increased exports of manufactured articles.

A decrease of \$600,000 in the indefinite appropriation item for refunds of excessive duties, evidencing more efficient work in the examination of merchandise.

#### DIVISION OF SUPPLY

Providing specifically for the expenses of maintaining the Division of Supply, the work of which is now carried on by clerks detailed from other bureaus and offices. The amount allowed for the new division is \$169,400, with corresponding reductions aggregating \$179,680 in the estimates of the bureaus and offices now carrying the detailed force on their pay rolls.

Decreases of \$10,000 in the amount allowed for stationery for departmental use and \$15,000 in the amount allowed for printing, made possible by economies in administration.

#### BUREAU OF THE BUDGET

A decrease of \$7,000 in the expenses of maintenance.

#### FEDERAL FARM LOAN BOARD

An increase of \$25,000 in the provision for miscellaneous expenses, due to making provision for the payment by the board, from the fund derived from assessment on the banks, of the expenses of registrar's offices heretofore paid direct by the banks contrary to law.

#### BUREAU OF INTERNAL REVENUE

A decrease of \$370,000 in the amount allowed for collecting the internal revenue, due to decrease in work.

An increase of \$225,000 in the indefinite appropriation for redemption of internal-revenue stamps, made necessary by changes in the new revenue law.

## COAST GUARD

An increase of \$23,250 for salaries of the departmental staff in Washington to provide for increased work due to additions to the fleet.

An increase of \$1,123,813 in the general expenses of maintenance and operation, principally to provide for manning and equipping on a full yearly basis in 1928 the additional vessels and seaplanes provided for in 1927 on an 11-month basis.

An increase of \$1,366,000 to provide for the construction of new Coast Guard vessels. Under an act passed at the last session of Congress authority was given the Secretary of the Treasury to construct 10 new first-class cutters. These vessels will cost \$900,000 each. In the second deficiency act, fiscal year 1926, \$1,000,000 was appropriated for beginning the construction of three of these cutters, to remain available until June 30, 1928, and authority was given to place contracts for the completion of the vessels. The estimates for 1928 provide \$2,366,000 for completing these three cutters and beginning two more.

An increase of \$231,590 for repairs to Coast Guard vessels, due to additional vessels being added to the fleet.

## BUREAU OF ENGRAVING AND PRINTING

A decrease of \$514,810 in the provision for the production activities of the bureau, due principally to a marked reduction in the number of internal-revenue stamps to be printed and an equally marked reduction in the percentage of spoilage incident to manufacture of paper currency. For a number of years the number of sheets spoiled in the manufacturing processes has averaged 5 per cent. In the year just passed this percentage has been reduced at times to less than 2 per cent. In the estimates for 1928 the allowance for spoilage is fixed at  $3\frac{1}{2}$  per cent.

## SECRET SERVICE DIVISION

An increase of \$35,000 in the allowance for suppressing counterfeiting and other crimes, in order to effect a reorganization of the service, some of the present field districts either being undermanned or covering too much territory for efficient management.

## PUBLIC HEALTH SERVICE

Increases of \$25,000 in the provision for the pay of commissioned officers and pharmacists, necessary to provide for additional amounts required for retired and longevity pay, and \$75,000 in the allowance for pay of personnel and maintenance of hospitals, due principally to additional expenses incident to examination of aliens abroad.

A reduction of \$10,000 in the provision for pay of other employees, made possible by economies in administration.

A reduction of \$30,000 in the funds allowed for preventing the spread of epidemic diseases, due to the fact that unless some unexpected outbreak occurs in 1928 there will be no need for the extraordinary expenditures in this line of work.

## MINTS AND ASSAY OFFICES

A decrease of \$24,960 in the expense of operating mints and assay offices, due principally to the recommended discontinuance of the Carson City Mint and the Deadwood assay office, and to decreased work and economies in administration at other places.

## SUPERVISING ARCHITECT

In line with the enlarged activities of the Supervising Architect's Office under the provisions of the public buildings law, increases in the group of items for that office have been allowed to provide for new buildings and for current expenses, as follows: \$80,000 for repairs and preservation of public buildings, \$18,300 for mechanical equipment, \$40,000 for vaults and safes, \$14,510 for general expenses, \$150,000 for operating force, \$25,000 for furniture and repairs, and \$38,500 for operating supplies.

A reduction of \$50,000 has been made in the provision for outside professional services, as it is believed that the appropriation of \$150,000 for this purpose for the fiscal year 1927 will be in excess of requirements.

## WAR DEPARTMENT

## TOTAL

Appropriated for 1927 .....	\$354,345,801.16
Unexpended balances reappropriated for 1927 .....	1,125,000.00
Total available for 1927 .....	355,470,801.16
Budget estimate for 1928 .....	366,722,142.00
Increase .....	11,251,340.84

## WAR DEPARTMENT PROPER

Appropriated for 1927 .....	338,434,627.16
Unexpended balances reappropriated for 1927 .....	1,125,000.00
Total available for 1927 .....	339,559,627.16
Budget estimate for 1928 .....	350,802,610.00
Increase .....	11,242,982.84

The amount estimated for the maintenance and operation of the Regular Army will provide for a maximum force of 12,000 commissioned officers, with an average of 11,961, and an average enlisted strength throughout the year of 115,000; exclusive of the Philippine Scouts for which an average enlisted strength of 6,882 is provided. It will also provide for the training of 12,572 reserve officers for a period of two weeks and of 352 reserve officers for periods varying from one month to one year; for the attendance of 30,000 men at citizens' military training camps; for an enrollment of 116,141 students in the Reserve Officers' Training Corps units; and for the maintenance of the National Guard at an average strength throughout the year of approximately 180,000.

The Budget estimate also provides for essentials connected with the maintenance and operation of active military posts, camps, and stations as now constituted, the estimates for 1928 for the three principal activities falling within this classification, namely, barracks and quarters, water and sewers, and roads, walks, wharves, and drainage, amounting to a total of \$8,734,781, an increase of \$1,664,909 over the appropriation for 1927. For new construction at military posts of barracks and quarters, with utilities and appurtenances thereto, there is carried in the Budget estimate the sum of \$8,600,000. Of this sum, \$7,200,000 is chargeable against the "Military post construction fund" created by the act of March 12, 1926, and the balance, \$1,400,000, is submitted for direct appropriation to provide funds for new construction in excess of those which will be available for this purpose in the "Military post construction fund" in order to initiate the expansion of the Air Corps under the provisions of the act of July 2, 1926. There is included in the estimate of \$8,600,000 a total of \$2,382,000 for new construction at strictly Air Corps posts.

Provision is made for necessary Army transportation, including the operation of the Army transport service; for the purchase of 500 horses and 725 mules for the Army as replacements; for the maintenance in part of war reserves; for the surveillance of and protection of stocks of ammunition to prevent deterioration and spontaneous combustion; for the continued operation of Army laundries at general hospitals, the Disciplinary Barracks, and at various camps, posts, and stations; for the upkeep of existing fortifications and accessories, and for carrying forward the general plan for the protection of the Panama Canal.

For the Air Corps \$24,396,300 is estimated, \$20,396,300 being for direct appropriation and \$4,000,000 for obligation by contract, there being included in these figures the sum of \$10,492,550 for the procurement of airplanes, their spare parts, and accessories. In addition the Budget estimate makes indirect provision for the Air Corps to the extent of approximately \$19,000,000, various sums aggregating this amount being included in the estimates submitted for the pay and supply branches of the Army for the maintenance and operation and expansion of the Air Corps. There is also included in the Budget estimate for the National Guard the sum of \$787,500 for the procurement of airplanes, their spare parts, and accessories.

For the United States Military Academy provision is made for the essentials connected with its maintenance and operation, and \$500,000 is provided for continuing the construction of a new cadet mess hall, dormitory, cadet store, and drawing academy.

Funds recommended will care for the various nonmilitary activities of the War Department, such as national cemeteries, national military parks, national monuments and memorials, and the Alaska cable and telegraph system, and will maintain existing roads, bridges, and trails in Alaska.

For rivers and harbors \$50,000,000 is estimated for the maintenance and improvement of existing river and harbor works, in addition to \$5,497,600 which will be available from permanent specific and indefinite appropriations. For flood control on the Mississippi and Sacramento Rivers, \$10,000,000 and \$400,000, respectively, are estimated. For the maintenance and operation of Dam No. 2, Muscle Shoals, Ala., including its hydroelectric power plant, \$300,000 is estimated. This plant is being operated and the power generated sold to private interests, producing a net annual revenue of approximately \$684,000, which is deposited in the Treasury to the credit of miscellaneous receipts. The total provided for all items of river and harbor work is \$66,347,600.

#### NATIONAL HOME FOR DISABLED VOLUNTEER SOLDIERS

Appropriated for 1927.....	\$8, 255, 100
Budget estimate for 1928.....	8, 319, 532
Increase.....	64, 432

The Budget estimate will provide for the essentials connected with the maintenance and operation of the 10 homes and for aid to State homes.

#### PANAMA CANAL

Appropriated for 1927.....	\$7, 656, 074
Budget estimate for 1928.....	7, 600, 000
Decrease.....	56, 074

The Budget estimate provides for essentials necessary for the maintenance and operation of the canal and for the sanitation and civil government of the Canal Zone, and, in addition, provides for certain capital additions, including \$150,000 for continuing the construction of permanent quarters, \$450,000 (plus \$109,000 appropriated for the fiscal year 1927) for a new municipal building at Cristobal, and \$40,000 for construction and repair of sidewalks and highways.

In connection with Budget estimates for maintaining and operating this great national asset the following information is of interest: The investment in the canal and its adjuncts is partly for national defense and partly commercial. To June 30, 1926, the investment charged to national defense was \$112,662,732 and to commercial use \$267,581,705, the total investment being \$380,244,437, which is exclusive of fortifications, military posts, and sub-

marine bases. The total gross revenues to June 30, 1926, amounted to \$277,960,263, derived from tolls, taxes, and business operations. Deducting from this the expenses incident to transiting vessels through the canal, \$86,079,929, and expenses connected with business operations, \$128,414,088, which includes the value of services, supplies, and materials sold, we get a net revenue, excluding interest on the investment, of \$63,466,246. Of this, \$58,393,183 was from tolls and taxes and \$5,073,063 from business operations. Included in the expense account for the canal are fixed annual charges of \$655,370 for depreciation and amortization of canal fixed property and \$500,000 for depreciation on canal equipment. The amount of tolls collected has increased from \$5,627,463 in 1917 to \$22,931,055 in 1926.

## DISTRICT OF COLUMBIA

Appropriations for 1927.....	\$36, 532, 128
Budget estimate for 1928.....	38, 519, 869
Increase.....	1, 987, 741

The items comprised within the caption "Salaries, etc., District of Columbia," are increased from \$1,735,300 to \$2,000,110. The increase of \$264,810 is explained as follows: New items representing \$75,120 for the office of the register of wills and \$110,000 for the recorder of deeds are required by the act of April 24, 1926, which provided that beginning with the fiscal year 1928 the fees collected by those offices would be deposited in the Treasury to the credit of the District revenues and the expenses of the offices would be covered by direct appropriations. Similarly the items for the Free Public Library are increased by \$16,000 on account of the act of April 1, 1926, which provided that beginning with July 1, 1927, revenues from book fines, theretofore available for expenditure, would be covered into the Treasury to the credit of the District of Columbia. Further increases of \$13,300 were allowed for additional personnel and equipment and for rent of the branch library in Chevy Chase. A reduction of \$15,000 was made, however, in the item for repairs to buildings, due to the fact that major repairs costing that amount at the central library building will be completed during the present fiscal year. The amount for salaries in the assessor's office is increased by \$17,820 to provide nine additional employees on account of the additional work involved in carrying out the provisions of the act of July 3, 1926, requiring annual assessments of real property. The difference between the amount of the foregoing increases and the total increase under the caption "Salaries, etc., District of Columbia," represents proposed salary increases within grades based upon efficiency ratings.

For 1927 the appropriation for paving and repaving roads and streets payable directly from the District revenues is \$284,300; for paving and repaving roads and streets payable out of the gasoline-tax fund (including the amount made available for the last few months of the fiscal year 1926), is \$1,120,000; and the amount for street and road repairs is \$1,000,000; amounting in all to \$2,404,300. For 1928 the amounts recommended for the above items in the order given are \$150,000, \$1,350,000, and \$900,000, totaling \$2,400,000. For repairs to suburban roads an increase is proposed from \$295,000 to \$310,000. The 1928 estimates contain a new item of \$250,000 for replacement of the M Street Bridge over Rock Creek, authorized by the act of July 3, 1926, and of \$18,000 for reconstruction of the bridge over Rock Creek at Military Road. The item for construction and repair of bridges is increased from \$40,000 to \$50,000. For trees and parking an increase from \$78,000 to \$90,000 is proposed.

An increase is recommended in the amount for sewers from \$1,447,000 to \$1,601,500. This includes a new item of \$60,000 for beginning construction of the upper Anacostia main interceptor along the Anacostia River between Benning Road and the District line, and provides for an increase of \$100,000 in the appropriation for assessment and permit work.

The amount for collection and disposal of refuse and street cleaning is increased from \$1,442,560 to \$1,508,000. Of this increase \$10,000 is provided for the purchase of land for the garbage-disposal plant authorized by the act of May 26, 1926, and the balance is divided between the items for street cleaning and for collection and disposal of refuse.

Under public playgrounds an increase of \$3,000 for maintenance is carried.

The amount recommended for the electrical department provides an increase from \$952,240 to \$978,780. This includes provision for an additional engineer and three additional fire-alarm telegraph operators, \$7,500 for replacing obsolete types of police patrol signaling systems in the ninth and tenth precincts, \$1,300 for installation of call-signaling system in the first and sixth precincts, and \$9,000 for an addition to the storehouse.

For public schools in 1928 the amount proposed is \$12,344,701, with authority to enter into contractual obligations in excess of that amount by \$1,195,500. For 1927 the appropriations amounted to \$10,905,371, with contractual authority in the additional amount of \$850,000. The items for 1928 for public schools, exclusive of buildings and grounds, carry a total of \$9,278,766. The amount appropriated for 1927 was \$8,609,371. The 1928 estimates for buildings and grounds amount to \$3,006,750, while the appropriations for 1927 under this heading totaled \$2,296,000.

The item for salaries of teachers is increased from \$5,564,300 to \$5,783,740. Of this amount, \$121,100 provides for new teachers for varying periods of service during the year based upon class needs and probable date of occupancy of new buildings. The remainder is required for longevity salary increases. The item for payment of annuities is increased from \$70,000 to \$359,000 in accordance with section 7 of the act of June 11, 1926, directing the submission annually of an estimate of the amount, calculated upon an actuarial basis, sufficient to liquidate, within a period of approximately 30 years after July 1, 1926, the accrued liability as of that date. The item for care of buildings and grounds is increased from \$545,000 to \$575,000 to provide janitorial forces for the new school buildings to be occupied during the year. The amount estimated for furniture and equipment for new school buildings to be occupied in 1928 is \$199,691, as against \$195,071 for the same purpose for 1927. This does not include a new item of \$100,000 for equipment for the McKinley Technical High School, which is carried for the purpose of permitting the installation of certain laboratory and other equipment that should be installed during the construction of the building. An increase from \$85,000 to \$100,000 is recommended in the contingent expense item for replacement and repair of

desks and other equipment. The amount proposed for textbooks and school supplies, \$175,000, represents a reduction of \$25,000 from the appropriation for 1927. The progress that will be made during the present year in replacing obsolete books warrants, it is believed, the proposed reduction for 1928. The amount recommended for repairs to school buildings is the same as the amount for the present year. There is included, however, a new item of \$100,000 for installing fire curtains at the Central and Dunbar High Schools. The insertion in the text of the repair item of a provision for electric lighting equipment is recommended.

Under public schools, buildings, and grounds, the following items are proposed: \$275,000 for the completion of the Gordon Junior High School in Georgetown; \$85,000 for the erection of a 4-room extensible building in Potomac Heights; \$175,000 for the erection of an 8-room addition, including combination gymnasium and assembly hall, to the Barnard School; \$375,000 for completing the construction of an addition to the Langley Junior High School; \$275,000 for the erection of a 16-room building, including combination gymnasium and assembly hall, to replace the present Langdon School; \$125,000 for the construction of a 6-room addition to the Bryan School; \$275,000 for the completion of the Garnett-Patterson Junior High School; \$150,000 for the construction of an 8-room addition to the Margaret Murray Washington Vocational School; \$1,000,000 for continuing the construction of the McKinley Technical High School; \$100,000 for the construction of a 6-room addition to the Crummel School; \$1,500 for the preparation of plans and specifications for a combination gymnasium and assembly hall at the Wheatley School, with authority for the commissioners to enter into contract for its construction at a cost not to exceed \$75,000; \$3,000 for the preparation of plans and specifications for the construction of an 8-room addition to the Morgan School, including combination gymnasium and assembly hall and remodeling of the present building, with authority for the commissioners to enter into contract for such construction at a cost not to exceed \$160,000; \$5,000 for the preparation of plans and specifications for an extensible junior high school building in Brightwood, with authority for the commissioners to enter into contract for its construction at a total cost of not to exceed \$475,000; \$5,000 for the preparation of plans and specifications for the erection of a 24-room building, including combination gymnasium and assembly hall, on a site already purchased at Nineteenth Street and Columbia Road, with authority for the commissioners to enter into contract for its construction at a cost of not to exceed \$500,000. The last four items are proposed in that form for the purpose of adjusting the flow of work in the office of the municipal architect. The municipal architect prepares his program of work for a fiscal year upon the basis of continuing approximately the same force throughout the year. This requires postponement of the preparation of plans for some buildings until toward the close of the fiscal year. The plans and specifications, for example, for all of the buildings for which appropriations were made for 1927 will not have been completed until the end of that fiscal year; and the funds appropriated for the construction of several of these buildings will not be required for expenditure until the fiscal year 1928. The estimates for 1928 have been prepared upon the basis, first, of providing appropriations for construction expenditures in 1928 for those proposed new buildings for which the municipal architect will be able to prepare plans and secure all or part construction thereof during that fiscal year; and second, of providing, in addition to contractual authorization, merely the small sums necessary for the preparation of plans for those buildings the plans of which can not be completed in time for beginning construction work prior to the end of the fiscal year. This latter proposal has the further advantage of permitting accurate estimates of appropriation needs.

It is proposed that \$300,000 of the amount estimated for buildings and grounds shall be charged to the surplus revenue fund of the District (practically exhausting that fund), with the remainder to be paid directly from District revenues. It is also proposed that the paragraph requiring construction of any building under only one contract except for heating, lighting, and plumbing needs, shall be amended to provide a further exception with respect to painting and treatment of grounds. For the purchase of school building and playground sites in accordance with the limitations of existing law the Budget contains an estimate of \$157,250.

The amount recommended for the police department for 1928 is \$3,087,740, while the amount appropriated for 1927 is \$3,077,070. No item is included in 1928 to correspond with the 1927 item of \$60,000 for the purchase of a site and erection of a building for the fourteenth police precinct at Tenleytown. The estimates provide for the following increases: \$19,430 for longevity increases and for allowances as prescribed by law for additional men detailed to special services; \$5,000 for the purchase and operation of additional motor vehicle equipment; \$5,000 for additional cells for the seventh precinct station house, and \$26,000 for one light and one heavy duty police patrol boat. The purchase of these two boats, without additional cost for operation and maintenance, permits the elimination for 1928 of the 1927 item of \$8,940 for harbor patrol, "Personal services," and a reduction of \$1,500 in the item for harbor patrol, "Fuel." For purchase of uniforms and equipment \$75,000 is estimated for 1928, while \$50,000 was appropriated for this purpose for 1927 by the second deficiency act for 1926. The amount recommended to be authorized for expenditure from the policemen and firemen's relief fund is \$590,000 as against \$450,000 for 1927.

The 1927 appropriations for the fire department total \$2,233,270; the estimates for 1928 amount to \$2,123,205. No items are carried in 1928 to correspond with the 1927 items of \$92,525 for the Sixteenth Street engine house, of \$11,935 for additions to the repair shop, and of \$20,000 for improving toilet and bathing facilities in engine houses. The 1928 estimates carry \$80,000 for two new hook and ladder trucks, three new pumping engines, and two new combination hose wagons. A new item of \$20,000 for a drill tower is also included.

The amount for the health department is increased from \$351,350 to \$355,910.

The amount recommended for the police court shows an increase from \$115,770 to \$132,820. Of this amount, \$10,000 is required for additional compensation of jurors due to the increase in juror fees provided by the act of April 26, 1926, and \$5,000 is provided for plans and specifications for a new police court building.

The municipal court item for compensation of jurors is increased by \$1,000 on account of the new jury fee law. The supreme court item for fees of jurors is increased for the same reason from \$69,000 to \$85,000. The item for repairs and improvements to the courthouse is reduced from \$7,500 to \$2,500 due to the completion, in 1927, of painting work costing approximately \$5,000. The item for miscellaneous expenses is decreased from \$44,000 to \$35,000, the difference of \$9,000 representing expenditures for new furniture in 1927. The item for support of convicts is

decreased from \$150,000 to \$120,000. It is believed that increased accommodations at the District workhouse and reformatory at Occoquan, Va., will permit a reduction in the number of District inmates of the Federal prisons at Atlanta, Ga., and Leavenworth, Kans., sufficient to justify the proposed reduction in this item for their support in the Federal prisons.

For the department of public welfare the amount of \$3,416,495 is recommended. The total amount appropriated for 1927 is \$3,707,540. The item for salaries, board of public welfare, is increased from \$80,000 to \$90,460 to provide additional personnel. The amount for board and care of guardianship children is increased from \$120,000 to \$140,000, due to an increase in the number of children cared for. The item for mothers' pensions is increased from \$75,000 to \$85,000. The item for support of prisoners at the District Jail shows an increase from \$101,500 to \$108,000 due to the increased number of inmates. For the same reason the item for maintenance, workhouse, is increased from \$90,000 to \$110,000; and the item for maintenance, reformatory, from \$55,000 to \$65,000. Continuation of the program of construction of new dormitories and other buildings at Occoquan is provided in the estimates for 1928 through items of \$60,000 for this purpose at the workhouse and \$53,000 at the reformatory. Under "Medical charities" the item for children's hospital is increased from \$20,000 to \$22,000. The items for the tuberculosis hospital are increased from \$115,400 to \$128,800 to provide for inclosing porches, alterations to elevator, and improvement of roads. An item of \$10,000 for purchase of radium is included for Gallinger Hospital. The item for salaries, District Training School, is increased from \$25,000 to \$35,000, and the item for maintenance is increased from \$45,000 to \$56,700, on account of the large increase in the number of inmates that will be accommodated at this institution in 1928. A corresponding decrease from \$37,500 to \$15,000 is recommended in the item for maintenance of feeble-minded children in private homes and institutions on account of the program to care for a considerable number of these children in 1928 at the District Training School. The building construction program at this institution, for which \$147,500 was appropriated in 1927, is continued in the estimates for 1928 in the amount of \$164,000 for two additional dormitories, a cow barn, and a tool house. The 1927 items amounting to \$25,000 for improvements to buildings and grounds at the Home for the Aged and Infirm are replaced for 1928 by an estimate of \$15,000 for new laundry equipment.

The continuing annual increase in the number of District insane patients at St. Elizabeths Hospital requires an increase from the 1927 appropriation of \$1,000,000 to the amount estimated for 1928 of \$1,200,000.

The completion in 1927 of certain major repair items carried in the appropriation of \$25,000 for that year for the Columbia Lying-in Hospital for Women permits a reduction to \$15,000 in the estimate for this item for 1928.

Construction items for 1927 of \$275,000 for an addition to the District Jail and of \$300,000 for continuing the construction of a domestic building and an additional ward building at Gallinger Hospital are not continued for 1928. The addition to the jail will be completed in 1927. The plans and specifications for the Gallinger Hospital buildings are not yet completed, and in view of the fact that the 1927 appropriation of \$300,000, together with unexpended balances of prior appropriations, will provide \$479,850 for construction expenditure after the contract is let, it is not believed that an estimate for additional funds for this purpose is warranted at this time.

Except for a minor saving effected through consolidation of a number of small items, the 1928 estimates for militia, District of Columbia, are practically the same as the appropriations for 1927.

The increase in the item for reclamation and improvement of the Anacostia River Flats from \$170,000 to \$185,000 is intended to provide for the purchase of all the remaining land to be acquired above Benning Bridge. The amount provided for work below Benning Bridge will complete that work.

The amount for general expenses, public buildings and public parks, is increased from \$334,660 to \$363,000 to provide for additional park improvement work. The items for salaries and for uniforms and equipment for the park police are increased approximately \$15,000 to provide for the compensation and equipment of additional men authorized by the act of July 3, 1926.

For the construction of two bathing pools authorized by the act of May 4, 1926, an estimate of \$150,000 is recommended.

Provision is made in the 1928 estimates for the purchase of land by the National Capital Park and Planning Commission for park and playground purposes in the same amount and with the same limitations as are provided in the appropriation for 1927.

The 1927 appropriation of \$49,000 for beginning the construction of the exhibition building for birds at the National Zoological Park is followed by an estimate for 1928 of \$53,000 for the completion of the building and by an estimate of \$25,000 for the necessary cages within and without the building.

The project for "Increasing water supply, District of Columbia," will be completed in 1928 with funds already appropriated for that purpose. When the water supply is put into operation and the Bryant Street pumping station is discontinued, there will be needed, in order to maintain the required pressure for the third high service area, a new 48-inch water main from the intersection of Nebraska and Wisconsin Avenues to Georgia Avenue and Military Road, at an estimated cost of \$700,000. It is proposed in the Budget for 1928 to provide for the construction of this main next summer by an appropriation, to be made immediately available, of \$300,000 from the revenues of the water department, and of \$150,000 from the revenues of the District of Columbia, together with an authorization to expend for this purpose not to exceed \$250,000 of the unexpended balances of appropriations heretofore made for "Increasing water supply, District of Columbia."

New items of \$42,800 and \$20,700 for laying water mains in Alabama Avenue SE. appear in the 1928 Budget, as does also an item of \$60,000 for the construction of an additional water tower at the Reno Reservoir. The program inaugurated for 1927 by an appropriation of \$50,000 for replacement of old water mains is continued in that amount for 1928.

The total amount of the permanent and indefinite items is increased from \$1,573,557 to \$2,542,000 to meet probable expenditures under these items in 1928.

Consolidation of certain appropriation items of small amounts has been recommended at different places in the estimates in the belief that such consolidation will be of assistance in securing a more economical and advantageous expenditure of funds.

## INTEREST ON THE PUBLIC DEBT

Estimated expenditures for 1927, revised as shown in the 1928 Budget.....	\$785, 000, 000
Estimated expenditures for 1928.....	755, 000, 000
Reduction.....	30, 000, 000

The reduction in the estimated expenditures for 1928 below those shown for 1927 is due to the continued curtailment of the outstanding principal of the public debt. On August 31, 1919, when the war debt was at its peak, the gross debt amounted to \$26,596,701,648.01. On June 30, 1926, the gross debt amounted to \$19,643,216,315.19, a reduction from peak of \$6,953,485,332.82.

The interest paid during the fiscal year 1920 amounted to \$1,020,251,622.28. As stated above, it is estimated that the interest payments during the fiscal year 1928 will amount to \$755,000,000, a reduction since 1928 of about \$265,250,000 in annual interest.

## RETIREMENT OF THE PUBLIC DEBT REQUIRED TO BE MADE FROM ORDINARY RECEIPTS

Estimated expenditures for 1927, revised as shown in the 1928 Budget.....	\$569, 981, 804. 84
Estimated expenditures for 1928.....	563, 629, 560. 93
Net reduction.....	6, 352, 243. 91

The estimated operations under the requirements of law with respect to the retirement of the public debt from ordinary receipts show a marked reduction for 1928 when compared with 1927. While sinking-fund operations are estimated to increase \$18,098,876 from \$336,058,208 in 1927 to \$354,157,085 in 1928, the retirements from proceeds of principal and interest on foreign government obligations will be reduced \$24,251,121 from \$232,923,596 in 1927 to \$208,672,475 in 1928. The retirements from Federal reserve bank franchise tax receipts will be reduced \$200,000 from \$500,000 in 1927 to \$300,000 in 1928, while the retirements from net earnings derived from Federal intermediate credit banks will remain at \$500,000 in both years.

# **Recapitulation of Estimates of Appropriations for 1928, and of Appropriations for 1927, by Departments, etc.**

Organization units	Estimates for 1928	Appropriations for 1927
<b>CHAPTER I.—LEGISLATIVE ESTABLISHMENT</b>		
<b>UNITED STATES SENATE</b>		
Salaries and mileage of Senators.....	\$1, 011, 000. 00	\$1, 011, 000. 00
Salaries of officers and employees, Senate.....	1, 427, 267. 70	1, 421, 010. 90
Contingent expenses of the Senate.....	340, 270. 00	340, 270. 00
Miscellaneous.....	35, 000. 00	35, 000. 00
Total, Senate.....	2, 813, 537. 70	2, 807, 280. 90
<b>HOUSE OF REPRESENTATIVES</b>		
Salaries and mileage of Members and Delegates.....	4, 582, 500. 00	4, 582, 500. 00
Salaries of officers and employees, House.....	2, 614, 751. 06	2, 606, 168. 10
Contingent expenses of the House.....	309, 650. 00	313, 650. 00
Miscellaneous.....	5, 000. 00	9, 000. 00
Total, House of Representatives.....	7, 511, 901. 06	7, 511, 318. 10
<b>LEGISLATIVE MISCELLANEOUS</b>		
Joint Committee on Printing.....	10, 190. 00	10, 190. 00
Office of Legislative Counsel.....	50, 000. 00	50, 000. 00
Capitol Police, salaries and contingent.....	77, 770. 00	77, 770. 00
Statement of appropriations.....	4, 000. 00	4, 000. 00
Total, Legislative Miscellaneous.....	141, 960. 00	141, 960. 00
<b>ARCHITECT OF THE CAPITOL</b>		
Salaries.....	104, 532. 80	104, 012. 80
Capitol Building and Grounds.....	177, 028. 00	158, 158. 00
Library Buildings and Grounds.....	99, 660. 00	66, 684. 00
Senate Office Building.....	87, 854. 00	104, 353. 80
House Office Building.....	107, 610. 20	115, 717. 00
Capitol Power Plant.....	384, 906. 00	411, 933. 60
Appropriations for 1927 not asked for 1928.....		1, 761, 958. 37
Total under Architect of the Capitol.....	961, 591. 00	2, 722, 817. 57
<b>BOTANIC GARDEN</b>		
Salaries.....	86, 507. 00	77, 544. 00
Improvements.....	57, 800. 00	47, 300. 00
Total, Botanic Garden.....	144, 307. 00	124, 844. 00
<b>LIBRARY OF CONGRESS</b>		
Salaries.....	933, 250. 00	864, 244. 00
Care and maintenance.....	131, 642. 00	118, 752. 00
Increase of Library.....	110, 500. 00	100, 500. 00
Printing and binding.....	315, 000. 00	305, 000. 00
Contingent and miscellaneous expenses.....	10, 500. 00	10, 500. 00
Trust fund, bequest of Gertrude M. Hubbard, interest.....	800. 00	800. 00
Total, Library of Congress.....	1, 501, 692. 00	1, 399, 796. 00
<b>GOVERNMENT PRINTING OFFICE</b>		
Salaries.....		156, 453. 00
Public printing and binding.....	2, 500, 000. 00	2, 400, 000. 00
Salaries and expenses, Office of Superintendent of Documents.....	600, 000. 00	570, 450. 00
Total under Public Printer.....	3, 100, 000. 00	3, 126, 903. 00
Total Legislative Establishment.....	16, 174, 988. 76	17, 834, 919. 57



Recapitulation of estimates of appropriations for 1928, and of appropriations for 1927, by departments, etc.—Continued

Organization units	Estimates for 1928	Appropriations for 1927
<b>CHAPTER II.—EXECUTIVE OFFICE AND INDEPENDENT ESTABLISHMENTS</b>		
<b>EXECUTIVE OFFICE</b>		
Salaries of the President and Vice President.....	\$90,000.00	\$90,000.00
Salaries and expenses, Executive Office.....	133,560.00	133,560.00
Traveling expenses of the President.....	25,000.00	25,000.00
White House police.....	85,900.00	85,900.00
Repairs, fuel, improvements, lighting, etc., Executive Mansion.....	104,000.00	110,000.00
Appropriation for 1927 not asked for 1928.....		375,000.00
<b>Total under Executive Office.....</b>	<b>438,460.00</b>	<b>819,460.00</b>
<b>INDEPENDENT OFFICES</b>		
Alien Property Custodian.....	98,000.00	130,650.00
American Battle Monuments Commission.....	600,000.00	800,000.00
Arlington Memorial Bridge Commission.....	2,500,000.00	2,500,000.00
Board of Mediation.....	390,000.00	285,220.00
Board of Tax Appeals.....	570,000.00	614,224.64
Bureau of Efficiency.....	210,350.00	210,350.00
Civil Service Commission.....	1,002,742.00	1,001,592.00
Commission of Fine Arts.....	7,300.00	5,295.00
Employees' Compensation Commission.....	2,694,740.00	2,744,540.00
Federal Board of Vocational Education.....	8,165,230.00	8,210,620.00
Federal Power Commission.....	42,500.00	32,400.00
Federal Trade Commission.....	984,350.00	997,000.00
General Accounting Office.....	3,783,000.00	3,859,960.00
Housing Corporation.....	564,236.00	673,398.00
Interstate Commerce Commission.....	6,104,967.00	6,153,157.00
National Advisory Committee for Aeronautics.....	523,000.00	513,000.00
Relief of the indigent, Alaska.....	15,000.00	15,000.00
Public Buildings and Public Parks of the National Capital.....	2,422,950.00	2,306,850.00
Smithsonian Institution and National Museum.....	909,871.00	893,301.00
Tariff Commission.....	682,000.00	699,000.00
United States Geographic Board.....	3,945.00	345.00
United States Shipping Board and Emergency Fleet Corporation.....	12,290,000.00	24,198,574.00
Appropriations for 1927 not asked for 1928.....		421,000.00
<b>United States Veterans' Bureau:</b>		
Salaries and expenses.....	42,500,000.00	44,000,000.00
Military and naval compensation.....	168,500,000.00	140,800,000.00
Medical and hospital services.....	35,275,000.00	35,000,000.00
Printing and binding.....	125,000.00	165,000.00
Adjusted service certificate fund.....	112,000,000.00	116,000,000.00
Hospital facilities and services.....	1,000,000.00	4,000,000.00
Military and naval insurance.....	116,000,000.00	123,000,000.00
<b>Total, United States Veterans' Bureau.....</b>	<b>475,400,000.00</b>	<b>462,965,000.00</b>
<b>Total, Executive Office and Independent Establishments.....</b>	<b>520,402,641.00</b>	<b>521,049,936.64</b>
<b>CHAPTER III.—DEPARTMENT OF AGRICULTURE</b>		
Salaries, office of the Secretary.....	657,000.00	665,960.00
Contingent and miscellaneous expenses.....	414,366.00	467,366.00
Salaries and expenses, Office of Information.....	377,000.00	366,380.00
Printing and binding.....	730,000.00	738,000.00
Salaries and expenses, Extension Service.....	7,457,480.00	7,490,568.00
Salaries and expenses, Office of Experiment Stations.....	3,722,206.00	3,238,546.00
Appropriations for 1927 not asked for 1928.....		200,000.00
<b>Total, office of the Secretary of Agriculture.....</b>	<b>13,358,052.00</b>	<b>13,166,820.00</b>
<b>Weather Bureau, salaries and general expenses.....</b>	<b>2,641,000.00</b>	<b>2,644,080.00</b>
<b>Bureau of Animal Industry:</b>		
Salaries and general expenses.....	8,762,860.00	7,581,653.00
Meat inspection.....	1,896,110.00	1,896,110.00
Permanent specific appropriation—Meat inspection.....	3,000,000.00	3,000,000.00
<b>Total under Bureau of Animal Industry.....</b>	<b>13,658,970.00</b>	<b>12,477,763.00</b>
<b>Bureau of Plant Industry, salaries and general expenses.....</b>	<b>3,777,545.00</b>	<b>3,801,015.00</b>
<b>Bureau of Dairy Industry, salaries and general expenses.....</b>	<b>516,794.00</b>	<b>495,094.00</b>

The appropriations for the Railroad Labor Board for 1927 were made available for the Board of Mediation.

## Recapitulation of estimates of appropriations for 1928, and of appropriations for 1927, by departments, etc.—Continued

Organization units	Estimates for 1928	Appropriations for 1927
<b>CHAPTER III.—DEPARTMENT OF AGRICULTURE—Continued</b>		
Forest Service:		
Salaries and general expenses.....	\$8, 630, 834. 00	\$8, 385, 507. 00
Permanent specific appropriation—National Forest Reservation Commission.....	500. 00	500. 00
Indefinite appropriation—Refunds to depositors, excess of deposits, national forests funds.....	100, 000. 00	100, 000. 00
Forest road development and highways.....	7, 500, 000. 00	5, 000, 000. 00
Special funds—		
Roads and trails for States, national forests funds.....	523, 000. 00	523, 000. 00
Payments to States and Territories from the national forests funds.....	1, 307, 750. 00	1, 307, 750. 00
Cooperative work, Forest Service.....	1, 800, 000. 00	1, 800, 000. 00
Payment to school funds, Arizona and New Mexico, national forests funds.....	40, 000. 00	40, 000. 00
Total under Forest Service.....	19, 902, 084. 00	17, 156, 757. 00
Bureau of Chemistry and Soils, salaries and general expenses.....	1, 104, 805. 00	1, 077, 000. 00
Bureau of Entomology, salaries and general expenses.....	2, 988, 170. 00	2, 640, 168. 00
Bureau of Biological Survey, salaries and general expenses.....	1, 002, 020. 00	987, 365. 00
Library, salaries and general expenses.....	84, 180. 00	84, 180. 00
Bureau of Public Roads:		
Salaries and general expenses.....	457, 170. 00	409, 019. 00
Cooperative construction of rural post roads.....	75, 000, 000. 00	75, 000, 000. 00
Total under Bureau of Public Roads.....	75, 457, 170. 00	75, 463, 679. 00
Bureau of Home Economics, salaries and general expenses.....	127, 244. 00	127, 244. 00
Bureau of Agricultural Economics, salaries and general expenses.....	3, 733, 751. 00	3, 721, 607. 00
Food, Drug, and Insecticide Administration, salaries and general expenses.....	1, 311, 385. 00	1, 310, 921. 00
Federal Horticultural Board, salaries and general expenses.....	812, 510. 00	805, 270. 00
Administration of the warehouse act.....	220, 000. 00	205, 000. 00
Enforcement of packers and stockyards act.....	420, 000. 00	440, 000. 00
Enforcement of grain futures act.....	135, 000. 00	121, 530. 00
Enforcement of grain standards act.....	610, 000. 00	598, 940. 00
Miscellaneous:		
Forest-fire cooperation.....	1, 000, 000. 00	710, 000. 00
Acquisition of additional forest lands.....	1, 000, 000. 00	1, 000, 000. 00
Cooperative farm forestry.....	60, 000. 00	50, 000. 00
Cooperative distribution of forest planting stock.....	75, 000. 00	75, 000. 00
Collection of farmers seed grain loans.....	10, 000. 00	15, 000. 00
Operation of Center Market, Washington, D. C.....	171, 000. 00	171, 000. 00
Other.....	311, 140. 00	290, 330. 00
Total, Miscellaneous.....	2, 627, 140. 00	2, 311, 330. 00
Total, under Department of Agriculture.....	144, 487, 820. 00	139, 635, 823. 00
<b>CHAPTER IV.—DEPARTMENT OF COMMERCE</b>		
Salaries, office of the Secretary.....	285, 600. 00	254, 500. 00
Contingent and miscellaneous expenses.....	339, 500. 00	332, 500. 00
Printing and binding.....	1, 815, 000. 00	1, 688, 231. 00
Aircraft in commerce.....	4, 015, 750. 00	550, 000. 00
Bureau of Census:		
Salaries.....	1, 000, 000. 00	993, 000. 00
Miscellaneous expenses.....	1, 118, 200. 00	981, 000. 00
Total under Bureau of the Census.....	2, 118, 200. 00	1, 974, 000. 00
Bureau of Foreign and Domestic Commerce:		
Salaries.....	260, 347. 00	260, 977. 00
Promoting commerce, etc.....	2, 796, 950. 00	2, 667, 380. 00
Commercial attachés.....	385, 000. 00	335, 000. 00
Total under Bureau of Foreign and Domestic Commerce.....	3, 442, 297. 00	3, 263, 357. 00
Steamboat Inspection Service:		
Salaries.....	789, 860. 00	786, 060. 00
Clerk hire.....	142, 200. 00	143, 160. 00
Contingent expenses.....	148, 000. 00	133, 450. 00
Total under Steamboat Inspection Service.....	1, 080, 060. 00	1, 062, 670. 00
Bureau of Navigation:		
Salaries.....	63, 960. 00	63, 960. 00
Contingent and miscellaneous expenses (including \$3,000 for indefinite appropriations).....	473, 060. 00	586, 140. 00
Total under Bureau of Navigation.....	537, 020. 00	650, 100. 00

*Recapitulation of estimates of appropriations for 1928, and of appropriations for 1927, by departments, etc.—Continued*

Organization units	Estimates for 1928	Appropriations for 1927
<b>CHAPTER IV.—DEPARTMENT OF COMMERCE—Continued</b>		
Bureau of Standards:		
Salaries.....	\$572, 060. 00	\$567, 320. 00
Contingent and miscellaneous expenses.....	1, 603, 175. 00	1, 373, 065. 00
Total under Bureau of Standards.....	2, 175, 235. 00	1, 940, 385. 00
Bureau of Lighthouses:		
Salaries.....	94, 250. 00	89, 880. 00
Lighthouse Service—		
Salaries.....	5, 028, 000. 00	4, 990, 000. 00
General expenses.....	4, 275, 000. 00	4, 240, 000. 00
Light stations, etc.....	1, 247, 000. 00	834, 601. 00
Total under Bureau of Lighthouses.....	10, 644, 250. 00	10, 154, 481. 00
Coast and Geodetic Survey:		
Salaries.....	436, 520. 00	425, 000. 00
Field expenses.....	617, 070. 00	623, 570. 00
Miscellaneous expenses.....	145, 000. 00	148, 100. 00
Pay.....	1, 140, 000. 00	1, 140, 000. 00
Total under Coast and Geodetic Survey.....	2, 338, 590. 00	2, 336, 670. 00
Bureau of Fisheries:		
Salaries.....	717, 668. 00	688, 378. 00
Miscellaneous expenses.....	725, 900. 00	685, 875. 00
Alaska, general service.....	322, 000. 00	340, 000. 00
Mississippi wild life and fish refuge.....	25, 000. 00	25, 000. 00
Appropriations for 1927 not asked for 1928.....		50, 000. 00
Total under Bureau of Fisheries.....	1, 790, 568. 00	1, 789, 253. 00
Patent Office:		
Salaries.....	2, 493, 500. 00	2, 443, 500. 00
Miscellaneous expenses.....	73, 800. 00	48, 800. 00
Photolithography.....	230, 000. 00	230, 000. 00
Total under Patent Office.....	2, 797, 300. 00	2, 722, 300. 00
Bureau of Mines: General expenses.....	1, 861, 060. 00	1, 914, 400. 00
Total under Department of Commerce.....	35, 240, 430. 00	30, 632, 847. 00
<b>CHAPTER V.—INTERIOR DEPARTMENT</b>		
Salaries, office of the Secretary.....	499, 820. 00	453, 000. 00
Printing and binding.....	261, 000. 00	235, 000. 00
Contingent and miscellaneous expenses.....	135, 000. 00	115, 000. 00
Indefinite appropriations: Distribution of Revised Statutes.....		500. 00
Total under office of the Secretary.....	895, 820. 00	803, 500. 00
General Land Office:		
Salaries and expenses.....	722, 050. 00	741, 300. 00
Public land service.....	775, 500. 00	791, 000. 00
Surveying the public lands.....	800, 000. 00	810, 000. 00
Indefinite appropriations—		
Repayment for lands erroneously sold.....	50, 000. 00	65, 000. 00
Miscellaneous.....	3, 000. 00	5, 000. 00
Special funds—		
Deposits for surveying public lands.....	35, 000. 00	45, 000. 00
Payments to States under oil leasing act.....	2, 800, 000. 00	3, 000, 000. 00
Miscellaneous.....	15, 000. 00	15, 000. 00
Trust funds.....	500. 00	1, 000. 00
Total under General Land Office.....	5, 201, 050. 00	5, 473, 300. 00
Indian Office:		
Salaries.....	352, 580. 00	356, 000. 00
Indian Service—		
Current and contingent expenses of the Indian Service.....	2, 413, 700. 00	2, 370, 000. 00
Fulfilling treaty stipulations with and support of Indian tribes (treaty stipulations).....	914, 560. 00	925, 060. 00
Miscellaneous supports.....	865, 000. 00	879, 500. 00
General and miscellaneous expenses of the Indian Service.....	1, 950, 725. 00	2, 478, 900. 00
Support of schools.....	6, 079, 700. 00	5, 891, 700. 00

## Recapitulation of estimates of appropriations for 1928, and of appropriations for 1927, by departments, etc.—Continued

Organization units	Estimates for 1928	Appropriations for 1927
<b>CHAPTER V.—INTERIOR DEPARTMENT—Continued</b>		
Indian Office—Continued.		
Indefinite appropriations—		
Interest on Indian trust funds.....	\$800,000.00	\$800,000.00
Civilization of the Sioux Indians.....	175,000.00	185,000.00
Trust funds—		
Indian tribal funds.....	17,000,000.00	17,211,900.00
Indian moneys.....	1,500,000.00	1,500,000.00
Total under Indian Office.....	32,051,265.00	32,598,060.00
Pension Office:		
Salaries.....	1,366,000.00	1,411,000.00
Miscellaneous expenses.....	130,000.00	110,000.00
Pensions.....	221,000,000.00	192,000,000.00
Fees of examining surgeons, pensions.....	500,000.00	400,000.00
Total under Pension Office.....	222,996,000.00	193,921,000.00
Bureau of Education:		
Salaries.....	212,300.00	207,000.00
Miscellaneous expenses.....	28,520.00	27,100.00
Education of the natives of Alaska.....	469,400.00	480,000.00
Medical relief in Alaska.....	150,000.00	150,000.00
Permanent specific appropriation (colleges for agriculture).....	2,550,000.00	2,550,000.00
Alaska reindeer fund (special fund).....	500.00	500.00
Investigation of land-grant colleges.....	61,000.00	
Total under Bureau of Education.....	3,471,720.00	3,414,600.00
National Park Service:		
Salaries.....	57,100.00	55,680.00
National parks, etc.....	3,220,005.00	3,643,240.00
Total under National Park Service.....	3,277,105.00	3,698,920.00
Geological Survey:		
Salaries.....	129,000.00	130,000.00
General expenses.....	1,728,580.00	1,689,440.00
Total, Geological Survey.....	1,857,580.00	1,819,440.00
Territorial governments.....	245,200.00	320,708.00
Alaska Railroad.....	1,700,000.00	1,700,000.00
Beneficiaries:		
St. Elizabeths Hospital.....	929,000.00	924,000.00
Columbia Institution for the Deaf.....	128,000.00	113,400.00
Howard University.....	368,000.00	218,000.00
Freedmen's Hospital.....	188,856.00	166,390.00
Trust funds, St. Elizabeths Hospital.....	225,000.00	235,000.00
Total beneficiaries.....	1,838,856.00	1,656,790.00
Reclamation Service.....	12,183,000.00	7,556,000.00
Total under Interior Department.....	285,717,596.00	252,962,318.00
<b>CHAPTER VI.—DEPARTMENT OF JUSTICE</b>		
Salaries.....	1,021,640.00	993,240.00
Contingent expenses.....	199,200.00	177,200.00
Miscellaneous.....	2,843,700.00	2,731,480.00
Printing and binding.....	290,000.00	260,000.00
Judicial:		
Salaries of judges, courts, etc.....	2,075,149.50	2,088,822.00
National park commissioners.....	11,160.00	11,160.00
Expenses of United States courts.....	14,140,000.00	12,679,000.00
Penal institutions, etc.....	5,314,500.00	4,948,505.00
Appropriations for 1927 not asked for 1928.....		1,739,300.00
Total under Department of Justice.....	25,895,349.50	25,628,707.00

## Recapitulation of estimates of appropriations for 1928, and of appropriations for 1927, by departments, etc.—Continued

Organization units	Estimates for 1928	Appropriations for 1927
<b>CHAPTER VII.—DEPARTMENT OF LABOR</b>		
Salaries, office of the Secretary	\$186,000.00	\$186,900.00
Contingent and miscellaneous expenses	306,700.00	262,700.00
Commissioners of Conciliation	210,000.00	234,000.00
<b>Bureau of Labor Statistics:</b>		
Salaries	220,000.00	220,000.00
Miscellaneous expenses	80,000.00	74,000.00
Total under Bureau of Labor Statistics	300,000.00	294,000.00
<b>Bureau of Immigration:</b>		
Salaries	91,840.00	91,840.00
Expenses of regulating immigration	6,035,000.00	6,084,865.00
Immigrant stations	50,000.00	50,000.00
Total under Bureau of Immigration	6,176,840.00	6,226,705.00
<b>Bureau of Naturalization:</b>		
Salaries	98,000.00	98,000.00
Indefinite appropriation for citizenship textbooks	25,000.00	25,000.00
Miscellaneous expenses	656,000.00	635,000.00
Total under Bureau of Naturalization	779,000.00	758,000.00
<b>Children's Bureau:</b>		
Salaries	105,000.00	105,000.00
General expenses	60,000.00	54,000.00
Investigation of child welfare	135,000.00	135,000.00
Maternity and infancy		1,000,000.00
Total under Children's Bureau	300,000.00	1,294,000.00
<b>Women's Bureau: Salaries and expenses</b>	100,000.00	100,000.00
<b>Employment Service: Salaries and expenses</b>	200,000.00	205,000.00
Total under Department of Labor	8,558,540.00	9,561,305.00
<b>CHAPTER VIII.—NAVY DEPARTMENT</b>		
Salaries, office of the Secretary	167,880.00	168,900.00
Contingent expenses of the department	80,000.00	80,000.00
Pay, miscellaneous	1,530,000.00	1,550,000.00
Contingent, Navy	30,000.00	40,000.00
Printing and binding	500,000.00	542,000.00
Temporary government for West Indian islands	280,000.00	280,000.00
Naval research laboratory	200,000.00	175,000.00
Miscellaneous items under the Secretary	105,000.00	105,000.00
Office of Naval Records and Library	37,940.00	40,000.00
Salaries, Board of Inspection and Survey	19,560.00	20,460.00
Salaries, office of Judge Advocate General	102,000.00	102,000.00
Salaries, office of Chief of Naval Operations	66,640.00	68,000.00
Salaries, office of Director of Naval Communications	126,200.00	128,000.00
Salaries, Office of Naval Intelligence	37,800.00	36,000.00
Salaries, General Board	10,500.00	10,340.00
Salaries, Naval Examining and Retiring Boards	9,420.00	10,120.00
Salaries, Compensation Board	18,400.00	21,480.00
Total under Secretary's office	3,321,340.00	3,377,300.00
<b>Bureau of Navigation:</b>		
Salaries, Bureau of Navigation	414,540.00	423,000.00
Salaries, Hydrographic Office	310,000.00	310,000.00
Contingent and miscellaneous expenses, Hydrographic Office	108,000.00	117,420.00
Salaries, Naval Observatory	85,600.00	85,600.00
Contingent and miscellaneous expenses, Naval Observatory	35,420.00	34,390.00
Salaries, Nautical Almanac Office	31,020.00	30,960.00
Transportation	4,500,000.00	4,664,000.00
Recreation for enlisted men	400,000.00	425,000.00
Instruments and supplies	585,000.00	600,000.00
Naval training stations	895,000.00	885,000.00
Naval Reserve Officers' Training Corps	65,000.00	40,000.00
Naval Reserve	3,850,000.00	3,820,860.00
Naval War College	110,000.00	105,000.00
Miscellaneous under Bureau of Navigation	120,650.00	137,850.00
Indefinite appropriations—		
Naval Home, Philadelphia, Pa.	166,800.00	164,350.00
Navy fines and forfeitures	140,000.00	200,000.00
Total under Bureau of Navigation	11,817,030.00	12,043,430.00

## Recapitulation of estimates of appropriations for 1928, and of appropriations for 1927, by departments, etc.—Continued

Organization units	Estimates for 1928	Appropriations for 1927
<b>CHAPTER VIII.—NAVY DEPARTMENT—Continued</b>		
<b>Bureau of Engineering:</b>		
Salaries.....	\$270, 480. 00	\$276, 000. 00
Engineering.....	18, 800, 000. 00	19, 150, 000. 00
Engineering experiment station, Annapolis, Md.....	175, 000. 00	175, 000. 00
Total under Bureau of Engineering.....	19, 245, 480. 00	19, 601, 000. 00
<b>Bureau of Construction and Repair:</b>		
Salaries.....	323, 400. 00	330, 000. 00
Construction and repair of vessels.....	16, 600, 000. 00	16, 950, 000. 00
Total under Bureau of Construction and Repair.....	16, 923, 400. 00	17, 280, 000. 00
<b>Bureau of Ordnance:</b>		
Salaries.....	140, 000. 00	142, 500. 00
Ordnance and ordnance stores.....	12, 450, 000. 00	11, 397, 000. 00
Experiments.....	190, 000. 00	190, 000. 00
Torpedoes and appliances.....	450, 000. 00	500, 000. 00
Total under Bureau of Ordnance.....	13, 230, 000. 00	12, 229, 500. 00
<b>Bureau of Supplies and Accounts:</b>		
Salaries.....	793, 800. 00	810, 000. 00
Pay of the Navy.....	124, 300, 000. 00	119, 863, 500. 00
Provisions.....	19, 430, 000. 00	19, 207, 000. 00
Maintenance.....	9, 400, 000. 00	9, 500, 000. 00
Fuel and transportation.....	12, 000, 000. 00	13, 950, 000. 00
Indefinite appropriations—		
Ships' stores profits.....	310, 000. 00	320, 000. 00
Pay of the Navy, deposit fund, trust fund.....	50, 000. 00	60, 000. 00
Miscellaneous indefinite appropriations.....	50. 00	50. 00
Total under Bureau of Supplies and Accounts.....	166, 283, 850. 00	163, 710, 550. 00
<b>Bureau of Medicine and Surgery:</b>		
Salaries.....	71, 960. 00	73, 400. 00
Medical department.....	2, 012, 000. 00	1, 980, 000. 00
Care of the dead.....	75, 000. 00	90, 000. 00
Naval hospital fund, special fund.....	1, 000, 000. 00	1, 000, 000. 00
Total under Bureau of Medicine and Surgery.....	3, 158, 960. 00	3, 143, 400. 00
<b>Bureau of Yards and Docks:</b>		
Salaries.....	233, 240. 00	238, 000. 00
Maintenance.....	6, 900, 000. 00	7, 000, 000. 00
Contingent.....	125, 000. 00	125, 000. 00
Public works—		
Navy yards and stations.....	1, 314, 500. 00	1, 605, 000. 00
Naval training stations.....	38, 000. 00	15, 000. 00
Submarine bases, etc.....	515, 000. 00	530, 000. 00
Appropriations for 1927 not asked for 1928.....		585, 300. 00
Total under Bureau of Yards and Docks.....	9, 125, 740. 00	10, 098, 300. 00
<b>Bureau of Aeronautics:</b>		
Salaries.....	191, 000. 00	191, 000. 00
Aviation, Navy.....	19, 790, 000. 00	19, 065, 288. 00
Total under Bureau of Aeronautics.....	19, 981, 000. 00	19, 256, 288. 00
<b>Naval Academy:</b>		
Pay.....	806, 000. 00	796, 860. 00
Current and miscellaneous expenses.....	85, 000. 00	90, 000. 00
Maintenance and repairs.....	1, 000, 000. 00	1, 040, 000. 00
Total under Naval Academy.....	1, 891, 000. 00	1, 926, 860. 00
<b>Marine Corps:</b>		
Pay.....	15, 031, 900. 00	14, 970, 347. 00
Pay of Marine Corps, deposit fund.....	250, 000. 00	400, 000. 00
General expenses.....	7, 939, 000. 00	8, 090, 000. 00
Pay of civil force, Marine Corps.....	156, 800. 00	160, 000. 00
Total under Marine Corps.....	23, 377, 700. 00	23, 620, 347. 00
<b>Increase of the Navy.....</b>	<b>25, 460, 000. 00</b>	<b>35, 775, 000. 00</b>
<b>Total under Navy Department.....</b>	<b>313, 815, 500. 00</b>	<b>322, 061, 975. 00</b>

## Recapitulation of estimates of appropriations for 1928, and of appropriations for 1927, by departments, etc.—Continued

Organization units	Estimates for 1928	Appropriations for 1927
<b>CHAPTER IX.—POST OFFICE DEPARTMENT</b>		
Salaries.....	\$2, 525, 592. 00	\$2, 450, 852. 00
Contingent expenses.....	1, 343, 500. 00	1, 316, 120. 00
Postal Service.....	754, 100, 023. 00	735, 038, 331. 00
Total under Post Office Department payable from postal revenues.....	757, 969, 115. 00	738, 805, 303. 00
<b>CHAPTER X.—STATE DEPARTMENT</b>		
Department proper:		
Salaries.....	1, 089, 600. 00	1, 069, 600. 00
Contingent expenses.....	43, 605. 00	46, 340. 00
Passport bureaus.....	63, 000. 00	63, 000. 00
Printing and binding.....	190, 000. 00	161, 500. 00
Collection, etc., of official papers of the Territories.....	20, 000. 00	20, 000. 00
Total, department proper.....	1, 406, 205. 00	1, 360, 440. 00
Foreign intercourse:		
Salaries.....	5, 503, 300. 00	5, 453, 800. 00
Expenses.....	2, 448, 936. 00	2, 427, 936. 00
Immigration of aliens.....	484, 720. 00	490, 000. 00
International bureaus and commissions.....	1, 328, 675. 41	1, 053, 596. 90
Payment to Republic of Panama.....	250, 000. 00	250, 000. 00
Miscellaneous.....	408, 050. 00	1, 168, 050. 00
Total, foreign intercourse.....	10, 421, 681. 41	10, 843, 382. 90
Permanent and indefinite appropriations.....	141, 233. 00	136, 139. 74
Appropriations for 1927 not asked for 1928.....		5, 017, 100. 00
Total under State Department.....	11, 969, 119. 41	17, 357, 062. 64
<b>CHAPTER XI.—TREASURY DEPARTMENT</b>		
Salaries, office of the Secretary.....	150, 000. 00	150, 000. 00
Salaries and expenses, foreign loans, etc.....	7, 640. 00	7, 640. 00
Office of chief clerk and superintendent:		
Salaries.....	466, 023. 00	482, 500. 00
Contingent and miscellaneous expenses.....	134, 500. 00	127, 500. 00
Stationery.....	470, 000. 00	480, 000. 00
General Supply Committee.....	119, 000. 00	120, 000. 00
Office of Commissioner of Accounts and Deposits.....	79, 660. 00	80, 660. 00
Division of Bookkeeping and Warrants:		
Salaries.....	145, 000. 00	160, 000. 00
Contingent expenses, public moneys.....	210, 000. 00	200, 000. 00
Recoinage of coins.....	213, 000. 00	213, 000. 00
Salaries, Division of Appointments.....	61, 200. 00	61, 200. 00
Division of Supply:		
Salaries.....	169, 400. 00	
Printing and binding.....	820, 000. 00	835, 000. 00
Postage.....	1, 000. 00	1, 000. 00
Salaries, Division of Printing.....		53, 000. 00
Salaries, office of disbursing clerk.....	52, 880. 00	53, 300. 00
Office of the Commissioner of Public Debt:		
Public Debt Service.....	2, 650, 000. 00	2, 700, 000. 00
Expenses of loans.....	306, 540. 00	330, 315. 00
Distinctive paper for United States securities.....	1, 421, 715. 00	1, 456, 993. 63
Indefinite appropriations—		
Interest on public debt.....	755, 000, 000. 00	785, 000, 000. 00
Sinking fund.....	354, 157, 085. 00	336, 058, 208. 26
Other redemptions of the public debt.....	209, 472, 475. 93	233, 923, 596. 58
Preparation, etc., of Federal reserve notes and farm loan bonds, etc.....	1, 578, 000. 00	1, 884, 100. 00
Total under Commissioner of Public Debt.....	1, 324, 585, 815. 93	1, 361, 353, 213. 47
World War Foreign Debt Commission.....		5, 000. 00
Customs Service:		
Collecting the revenue from customs.....	17, 900, 000. 00	17, 498, 055. 00
Scales for Customs Service.....	100, 000. 00	100, 000. 00
Compensation in lieu of moieties.....	150, 000. 00	155, 000. 00
Indefinite appropriations—		
Refund of excessive duties.....	6, 400, 000. 00	7, 000, 000. 00
Debentures or drawbacks.....	18, 000, 000. 00	13, 000, 000. 00
Miscellaneous indefinite appropriations.....	10, 500. 00	10, 000. 00
Total under Customs Service.....	42, 560, 500. 00	37, 763, 055. 00

## Recapitulation of estimates of appropriations for 1928, and of appropriations for 1927, by departments, etc.—Continued

Organization units	Estimates for 1928	Appropriations for 1927
<b>CHAPTER XI.—TREASURY DEPARTMENT—Continued</b>		
Bureau of the Budget, salaries and expenses.....	\$183, 000. 00	\$190, 000. 00
Farm Loan Bureau, salaries and expenses, special funds.....	646, 000. 00	627, 020. 00
Office of the Treasurer of the United States:		
Salaries.....	1, 380, 000. 00	1, 395, 000. 00
Contingent expenses, national currency, reimbursable.....	165, 000. 00	148, 000. 00
Office of the Comptroller of the Currency:		
Salaries.....	283, 960. 00	284, 500. 00
Special examinations of national banks.....	1, 500. 00	1, 500. 00
Salaries and expenses, national bank examiners (indefinite).....	2, 250, 000. 00	2, 300, 000. 00
Internal Revenue Service:		
Collecting internal revenue.....	34, 800, 000. 00	35, 170, 000. 00
Salaries, office of the Commissioner (reimbursable).....	1, 860. 00	1, 860. 00
Enforcement of narcotic and national prohibition acts.....	13, 320, 405. 00	13, 322, 445. 00
Indefinite appropriations—		
Philippine special fund.....	800, 000. 00	750, 000. 00
Porto Rico special fund.....	5, 000. 00	5, 000. 00
Redemption of stamps.....	1, 000, 000. 00	775, 000. 00
Allowance or drawback.....	400, 000. 00	350, 000. 00
Other indefinite appropriations.....	25, 000. 00	25, 000. 00
Total, Internal Revenue Service.....	50, 352, 265. 00	50, 399, 305. 00
Coast Guard:		
Salaries, office of Coast Guard.....	260, 000. 00	236, 750. 00
Expenses of the Coast Guard.....	29, 640, 000. 00	26, 918, 597. 00
Total, Coast Guard.....	29, 900, 000. 00	27, 155, 347. 00
Bureau of Engraving and Printing:		
Salaries.....	465, 000. 00	470, 000. 00
Compensation of employees, plate printing and miscellaneous expenses.....	6, 782, 590. 00	7, 297, 400. 00
Total, Bureau of Engraving and Printing.....	7, 247, 590. 00	7, 767, 400. 00
Secret Service Division:		
Salaries.....	27, 640. 00	25, 180. 00
Suppressing counterfeiting and other crimes.....	495, 000. 00	460, 000. 00
Total, Secret Service Division.....	522, 640. 00	485, 180. 00
Public Health Service:		
Salaries, office of Surgeon General.....	103, 000. 00	101, 000. 00
Pay, etc., of commissioned officers, acting assistant surgeons, and other employees.....	2, 490, 000. 00	2, 475, 000. 00
Freight, transportation, etc.....	25, 000. 00	25, 000. 00
General expenses, Public Health Service.....	161, 500. 00	159, 000. 00
Pay of personnel and maintenance of hospitals.....	5, 325, 000. 00	5, 250, 000. 00
Quarantine service.....	460, 000. 00	460, 000. 00
Field investigations of public health.....	280, 000. 00	280, 000. 00
Preventing the spread of epidemic diseases.....	400, 000. 00	430, 000. 00
Studies of rural sanitation, etc.....	73, 000. 00	75, 000. 00
Expenses, venereal diseases.....	70, 000. 00	75, 000. 00
Appropriation for 1927 not asked for 1928.....		25, 000. 00
Total, Public Health Service.....	9, 387, 500. 00	9, 355, 000. 00
Mint Establishment:		
Salaries, office of the Director of the Mint.....	34, 000. 00	33, 400. 00
Contingent expenses, office of the Director of the Mint.....	13, 500. 00	13, 500. 00
Salaries and wages, mints and assay offices.....	1, 303, 590. 00	1, 324, 850. 00
Contingent expenses, mints and assay offices.....	309, 300. 00	313, 000. 00
Total, Mint Establishment.....	1, 660, 390. 00	1, 684, 750. 00
Supervising Architect:		
Salaries.....	360, 000. 00	371, 720. 00
Operating expenses, public buildings.....	10, 500, 050. 00	10, 289, 050. 00
Repairs, equipment, and general expenses, public buildings.....	3, 090, 000. 00	2, 987, 190. 00
Construction, sites, rent, etc., public buildings, marine hospitals, and quarantine stations.....	872, 500. 00	13, 982, 240. 00
Total under Supervising Architect.....	14, 822, 550. 00	27, 630, 200. 00
Miscellaneous appropriation (including \$10,000 permanent appropriation).....	50, 000. 00	50, 000. 00
Total under Treasury Department.....	1, 489, 098, 013. 93	1, 531, 619, 270. 47



## Recapitulation of estimates of appropriations for 1928, and of appropriations for 1927, by departments, etc.—Continued

Organization units	Estimates for 1928	Appropriations for 1927
<b>CHAPTER XII.—WAR DEPARTMENT</b>		
Salaries, office of the Secretary.....	\$226, 349. 00	\$220, 807. 00
Contingent expenses of the department.....	151, 090. 00	160, 750. 00
Printing and binding.....	500, 000. 00	590, 000. 00
Contingencies of the Army.....	12, 000. 00	12, 410. 00
Total under Secretary of War.....	889, 439. 00	983, 967. 00
General Staff Corps:		
Salaries.....	212, 538. 00	216, 875. 00
Contingencies, Military Intelligence Division.....	60, 000. 00	61, 520. 00
Total, General Staff Corps.....	272, 538. 00	278, 395. 00
Adjutant General's Department:		
Salaries.....	1, 355, 000. 00	1, 462, 620. 00
Contingencies, headquarters of military departments.....	4, 500. 00	4, 500. 00
Army War College.....	68, 390. 00	68, 390. 00
Command and General Staff School.....	40, 599. 00	40, 599. 00
Military post exchanges.....	64, 140. 00	83, 800. 00
Total under Adjutant General.....	1, 532, 629. 00	1, 659, 909. 00
Salaries, office of Inspector General.....	25, 180. 00	25, 180. 00
Salaries, office of Judge Advocate General.....	100, 000. 00	87, 820. 00
Finance Department:		
Salaries, office of Chief of Finance.....	351, 500. 00	350, 820. 00
Finance service.....	1, 050, 000. 00	1, 120, 000. 00
Pay of the Army.....	123, 341, 449. 00	120, 580, 598. 00
Mileage of the Army.....	765, 000. 00	800, 000. 00
Claims and miscellaneous items.....	126, 000. 00	145, 000. 00
Pay of the Army, deposit fund.....	1, 500, 000. 00	900, 000. 00
Apprehension of deserters.....	125, 000. 00	160, 000. 00
Total under Finance Department.....	127, 258, 949. 00	124, 056, 418. 00
Quartermaster Corps:		
Salaries, office of Quartermaster General.....	683, 878. 00	573, 420. 00
Subsistence of the Army.....	17, 676, 923. 00	18, 109, 298. 00
Regular supplies.....	12, 771, 093. 00	11, 964, 391. 00
Clothing and equipage.....	6, 337, 018. 00	6, 501, 916. 00
Incidental expenses.....	3, 626, 724. 00	3, 929, 600. 00
Army transportation.....	13, 947, 678. 00	14, 526, 230. 00
Horses for Cavalry, Artillery, Engineers, etc.....	232, 500. 00	450, 165. 00
Military posts.....		300. 00
Barracks and quarters.....	4, 498, 337. 00	3, 329, 812. 00
Barracks and quarters, Philippine Islands.....	350, 000. 00	220, 000. 00
Construction of buildings, etc., at military posts.....	8, 600, 000. 00	3, 500, 000. 00
Roads, walks, wharves, and drainage.....	1, 007, 000. 00	709, 381. 00
Water and sewers at military posts.....	2, 879, 461. 00	2, 380, 196. 00
Shooting galleries and ranges.....	40, 000. 00	30, 000. 00
Rent of buildings.....	26, 400. 00	32, 982. 00
Construction and repair of hospitals, etc.....	571, 434. 00	440, 000. 00
Sewerage system, Fort Monroe, Va.....	16, 866. 00	16, 866. 00
Appropriation for 1927 not asked for 1928.....		205, 500. 00
Total under Quartermaster Corps.....	73, 265, 312. 00	66, 920, 057. 00
Signal Corps:		
Salaries, Signal Office.....	56, 836. 00	56, 965. 00
Signal Service of the Army.....	2, 225, 552. 00	1, 908, 522. 00
Fortifications under Signal Corps.....	165, 000. 00	176, 576. 00
Total under Signal Corps.....	2, 447, 388. 00	2, 142, 063. 00
Air Service:		
Salaries, office of the Chief of Air Service.....	206, 294. 00	206, 694. 00
Air Service, Army.....	20, 396, 300. 00	15, 050, 000. 00
Total under Air Service.....	20, 602, 594. 00	15, 256, 694. 00
Medical Department:		
Salaries, office of Surgeon General.....	261, 847. 00	264, 347. 00
Medical and hospital department.....	1, 087, 370. 00	949, 605. 00
Hospital care, Canal Zone garrison.....	40, 000. 00	40, 000. 00
Army Medical Museum and Library.....	27, 000. 00	27, 000. 00
Total under Medical Department.....	1, 415, 717. 00	1, 280, 952. 00

## Recapitulation of estimates of appropriations for 1928, and of appropriations for 1927, by departments, etc.—Continued

Organization units	Estimates for 1928	Appropriations for 1927
<b>CHAPTER XII.—WAR DEPARTMENT—Continued</b>		
<b>Bureau of Insular Affairs:</b>		
Salaries.....	\$78, 463. 00	\$80, 280. 00
Care of insane Filipino and Porto Rican soldiers.....	450. 00	950. 00
<b>Total under Bureau of Insular Affairs.....</b>	<b>78, 913. 00</b>	<b>81, 230. 00</b>
<b>Corps of Engineers:</b>		
Salaries, office of the Chief of Engineers.....	116, 820. 00	118, 000. 00
Engineer depots.....	87, 000. 00	90, 000. 00
Engineer school.....	29, 910. 00	29, 835. 00
Engineer equipment of troops.....	85, 408. 00	62, 305. 00
Engineer operations in the field.....	81, 223. 00	74, 000. 00
Military surveys and maps.....	80, 000. 00	80, 000. 00
Fortifications in the United States.....	371, 940. 00	352, 700. 00
Fortifications in insular possessions.....	108, 100. 00	101, 100. 00
Fortifications, Panama Canal.....	496, 481. 00	192, 000. 00
<b>Total under Corps of Engineers.....</b>	<b>1, 456, 882. 00</b>	<b>1, 099, 940. 00</b>
<b>Ordnance Department:</b>		
Salaries, office of the Chief of Ordnance.....	155, 685. 00	158, 770. 00
Ordnance service.....	1, 023, 000. 00	1, 066, 500. 00
Ordnance stores, ammunition.....	2, 785, 702. 00	2, 801, 135. 00
Ordnance stores and supplies.....	566, 000. 00	595, 000. 00
Manufacture of arms.....	293, 848. 00	300, 000. 00
Automatic rifles.....	175, 000. 00	363, 000. 00
Tanks.....	200, 000. 00	264, 000. 00
Field artillery armament.....	1, 701, 790. 00	1, 638, 000. 00
Proving grounds.....	169, 000. 00	171, 000. 00
Arsenals.....	875, 000. 00	775, 000. 00
Fortifications.....	1, 733, 887. 00	1, 417, 422. 00
Appropriation for 1927 not asked for 1928.....		19, 000. 00
<b>Total under Ordnance Department.....</b>	<b>9, 678, 912. 00</b>	<b>9, 568, 827. 00</b>
<b>Chemical Warfare Service:</b>		
Salaries, Office of Chief of Chemical Warfare Service.....	21, 272. 00	21, 420. 00
Chemical Warfare Service.....	1, 154, 780. 00	1, 232, 980. 00
<b>Total under Chemical Warfare Service.....</b>	<b>1, 176, 052. 00</b>	<b>1, 254, 400. 00</b>
<b>Chief of Infantry:</b>		
Infantry School, Fort Benning, Ga.....	33, 858. 00	33, 858. 00
Tank Service.....	25, 018. 00	25, 018. 00
<b>Total under Chief of Infantry.....</b>	<b>58, 876. 00</b>	<b>58, 876. 00</b>
<b>Chief of Cavalry: Cavalry School, Fort Riley, Kans.....</b>	<b>17, 172. 00</b>	<b>17, 172. 00</b>
<b>Chief of Field Artillery: Field Artillery schools and instruction.....</b>	<b>22, 820. 00</b>	<b>20, 938. 00</b>
<b>Chief of Coast Artillery:</b>		
Salaries.....	23, 150. 00	22, 680. 00
Coast Artillery School, Fort Monroe, Va.....	24, 966. 00	24, 966. 00
Fortifications in the United States.....	83, 600. 00	89, 700. 00
Fortifications in insular possessions.....	111, 680. 00	40, 100. 00
Fortifications, Panama Canal.....	141, 450. 00	148, 700. 00
<b>Total under Chief of Coast Artillery.....</b>	<b>384, 846. 00</b>	<b>326, 146. 00</b>
<b>Military Academy:</b>		
Pay.....	1, 179, 303. 00	1, 171, 308. 16
Maintenance.....	1, 066, 284. 00	970, 131. 00
Public works.....	500, 000. 00	700, 000. 00
<b>Total, Military Academy.....</b>	<b>2, 745, 587. 00</b>	<b>2, 841, 439. 16</b>
<b>Militia Bureau:</b>		
Salaries.....	132, 000. 00	132, 309. 00
Arming, equipping, and training the National Guard.....	15, 091, 617. 00	15, 194, 785. 00
Arms, uniforms, and equipment, National Guard.....	4, 475, 530. 00	5, 404, 292. 00
Armory drill pay.....	9, 288, 000. 00	10, 147, 866. 00
<b>Total under Militia Bureau.....</b>	<b>28, 987, 147. 00</b>	<b>30, 879, 252. 00</b>
<b>Organized Reserves.....</b>	<b>3, 611, 763. 00</b>	<b>3, 721, 300. 00</b>

## Recapitulation of estimates of appropriations for 1928, and of appropriations for 1927, by departments, etc.—Continued

Organization units	Estimates for 1928	Appropriations for 1927
<b>CHAPTER XII.—WAR DEPARTMENT—Continued</b>		
Citizens' military training:		
Reserve Officers' Training Corps.....	\$2, 900, 000. 00	\$3, 911, 493. 00
Supplies for schools and colleges.....	8, 900. 00	2, 607. 00
Citizens' military training camps.....	2, 418, 830. 00	2, 807, 471. 00
Total citizens' military training.....	5, 327, 730. 00	6, 721, 571. 00
National Board for Promotion of Rifle Practice:		
Supplies for rifle ranges for civilian instruction.....	252, 340. 00	49, 700. 00
National trophy and medals for rifle contests.....	7, 500. 00	7, 000. 00
Total under National Board for Promotion of Rifle Practice.....	259, 840. 00	56, 700. 00
Total, military activities, other than Regular Army.....	38, 054, 480. 00	41, 246, 514. 00
Total, military activities and departmental.....	281, 616, 286. 00	269, 339, 246. 16
<b>NONMILITARY ACTIVITIES</b>		
Finance Department: Annuities.....	5, 400. 00	4, 200. 00
Quartermaster Corps:		
National cemeteries.....	803, 832. 00	798, 860. 00
National military parks—		
Chickamauga and Chattanooga National Park.....	58, 012. 00	78, 265. 00
Gettysburg National Park.....	53, 026. 00	53, 600. 00
Guilford Courthouse National Military Park.....	9, 115. 00	9, 115. 00
Shiloh National Military Park.....	31, 672. 00	29, 163. 00
Vicksburg National Military Park.....	23, 826. 00	74, 000. 00
Appropriation for 1927 not asked for 1928.....		1, 500. 00
Preservation of birthplace of Lincoln.....	1, 700. 00	1, 700. 00
National monuments.....	21, 961. 00	21, 961. 00
Total under national military parks.....	199, 312. 00	269, 304. 00
Total under Quartermaster Corps.....	1, 003, 144. 00	1, 068, 164. 00
Signal Corps: Washington-Alaska military cable and telegraph system.....	168, 080. 00	177, 167. 00
Medical Department:		
Artificial limbs.....	28, 500. 00	60, 000. 00
Trusses and appliances for disabled soldiers.....	1, 100. 00	1, 750. 00
Medical and Surgical History of the World War.....	14, 500. 00	16, 000. 00
Total under Medical Department.....	44, 100. 00	77, 750. 00
Corps of Engineers:		
Buildings and grounds, etc.: Improvements, birthplace of Washington, Wakefield, Va.....	4, 200. 00	1, 500. 00
Miscellaneous objects—		
Expenses, California Débris Commission.....	15, 000. 00	15, 000. 00
Construction and maintenance of roads, bridges, and trails, Alaska.....	500, 000. 00	900, 000. 00
Government wharf, Juneau, Alaska.....	22, 500. 00	
Appropriations for 1927 not asked for 1928.....		6, 000. 00
Total, miscellaneous objects under Corps of Engineers.....	537, 500. 00	921, 000. 00
Rivers and harbors—		
Annual appropriations.....	50, 450, 000. 00	50, 200, 000. 00
Flood control.....	10, 400, 000. 00	10, 400, 000. 00
Permanent specific and indefinite appropriations.....	5, 697, 600. 00	5, 437, 600. 00
Total, rivers and harbors.....	66, 547, 600. 00	66, 037, 600. 00
Total under Corps of Engineers.....	67, 089, 300. 00	66, 960, 100. 00
Soldiers' homes:		
National Homes for Disabled Volunteer Soldiers.....	7, 749, 532. 00	7, 685, 100. 00
State and Territorial Homes for Disabled Soldiers and Sailors.....	570, 000. 00	570, 000. 00
Soldiers' home interest account.....	118, 600. 00	118, 000. 00
Soldiers' home permanent fund.....	757, 700. 00	690, 000. 00
Total under soldiers' homes.....	9, 195, 832. 00	9, 063, 100. 00
Total nonmilitary activities (exclusive of Panama Canal).....	77, 505, 856. 00	77, 350, 481. 00
Total military activities, including departmental.....	281, 616, 286. 00	269, 339, 246. 16
Total under War Department, exclusive of Panama Canal.....	359, 122, 142. 00	346, 689, 727. 16
Panama Canal.....	7, 600, 000. 00	7, 656, 074. 00
Total, War Department, including Panama Canal.....	366, 722, 142. 00	354, 345, 801. 16

## Recapitulation of estimates of appropriations for 1928, and of appropriations for 1927, by departments, etc.—Continued

Organization units	Estimates for 1928	Appropriations for 1927
<b>CHAPTER XIII.—DISTRICT OF COLUMBIA</b>		
General fund:		
General government.....	\$2, 623, 437. 00	\$1, 876, 973. 00
Protection of life and property.....	6, 238, 725. 00	6, 411, 018. 00
Health and sanitation.....	3, 467, 270. 00	3, 387, 573. 00
Highways.....	3, 589, 500. 00	2, 782, 267. 00
Public welfare.....	3, 536, 495. 00	3, 880, 540. 00
Education.....	12, 344, 701. 00	10, 905, 371. 00
Recreation.....	2, 223, 371. 00	2, 692, 682. 00
Miscellaneous.....	213, 160. 00	215, 456. 00
Total, general fund.....	34, 236, 659. 00	32, 151, 880. 00
Public service enterprises.....	1, 741, 210. 00	2, 806, 691. 00
Trust and special funds.....	2, 542, 000. 00	1, 573, 557. 00
Total under District of Columbia.....	38, 519, 869. 00	36, 532, 128. 00
<b>SUMMARY BY DEPARTMENTS</b>		
Legislative establishment.....	16, 174, 988. 76	17, 834, 919. 57
Executive Office and independent establishments.....	520, 402, 641. 00	521, 049, 936. 64
Department of Agriculture.....	144, 487, 820. 00	139, 635, 823. 00
Department of Commerce.....	35, 240, 430. 00	30, 632, 847. 00
Interior Department.....	285, 717, 596. 00	252, 962, 318. 00
Department of Justice.....	25, 895, 349. 50	25, 628, 707. 00
Department of Labor.....	8, 558, 540. 00	9, 561, 305. 00
Navy Department.....	313, 815, 500. 00	322, 061, 975. 00
Post Office Department and Postal Service, payable from postal revenues.....	757, 969, 115. 00	738, 805, 303. 00
State Department.....	11, 969, 119. 41	17, 357, 062. 64
Treasury Department.....	1, 489, 098, 013. 93	1, 531, 619, 270. 47
War Department, including Panama Canal.....	366, 722, 142. 00	354, 345, 801. 16
District of Columbia.....	38, 519, 869. 00	36, 532, 128. 00
Total estimates and appropriations.....	4, 014, 571, 124. 60	<sup>1</sup> 3, 998, 027, 396. 48
Deduct Post Office Department and Postal Service, payable from postal revenues.....	757, 969, 115. 00	738, 805, 303. 00
Total payable from the Treasury.....	3, 256, 602, 009. 60	3, 259, 222, 093. 48
<b>PERMANENT APPROPRIATIONS INCLUDED IN THE FOREGOING SUMMARY</b>		
<b>LEGISLATIVE</b>		
Bequest of Gertrude M. Hubbard, Library of Congress: Interest account.....	800. 00	800. 00
<b>INDEPENDENT OFFICES</b>		
Smithsonian Institution, interest account.....	60, 000. 00	60, 000. 00
Relief of the indigent: Alaska fund.....	15, 000. 00	15, 000. 00
Federal Board for Vocational Education:		
Salaries and expenses.....	200, 000. 00	200, 000. 00
Cooperative vocational education in agriculture.....	3, 027, 000. 00	3, 027, 000. 00
Cooperative vocational education in trades and industries.....	3, 050, 000. 00	3, 050, 000. 00
Cooperative vocational education, teachers, etc.....	1, 090, 000. 00	1, 090, 000. 00
Federal Power Commission.....	10, 000. 00	3, 000. 00
Total permanent appropriations under independent offices.....	7, 452, 000. 00	7, 445, 000. 00
<b>DEPARTMENT OF AGRICULTURE</b>		
Meat inspection, Bureau of Animal Industry.....	3, 000, 000. 00	3, 000, 000. 00
Cooperative work, Forest Service.....	1, 800, 000. 00	1, 800, 000. 00
Refund to depositors, excess of deposits, national forests fund.....	100, 000. 00	100, 000. 00
Payments to States and Territories from the national forests fund.....	1, 307, 750. 00	1, 307, 750. 00
Roads and trails for States, national forests fund.....	523, 000. 00	523, 000. 00
Payments to school funds, Arizona and New Mexico, national forests fund.....	40, 000. 00	40, 000. 00
National Forest Reservation Commission.....	500. 00	500. 00
Cooperative agricultural extension work.....	4, 580, 000. 00	4, 580, 000. 00
Total permanent appropriations under Department of Agriculture.....	11, 351, 250. 00	11, 351, 250. 00
<b>DEPARTMENT OF COMMERCE</b>		
Miscellaneous.....	3, 000. 00	3, 000. 00

<sup>1</sup> Includes all appropriations made for the fiscal year 1926 to July 3, 1926, including revised permanent and indefinite appropriations.

Recapitulation of estimates of appropriations for 1928, and of appropriations for 1927, by departments, etc.—Continued

Organization units	Estimates for 1928	Appropriations for 1927
<b>PERMANENT APPROPRIATIONS INCLUDED IN THE FOREGOING SUMMARY—Continued</b>		
<b>INTERIOR DEPARTMENT</b>		
Deposits by individuals for surveying public lands.....	\$35,000.00	\$45,000.00
Repayment for lands erroneously sold.....	50,000.00	65,000.00
Five, three, and two per cent funds to States (lands).....	15,000.00	15,000.00
Payments to States from receipts under oil leasing act.....	2,800,000.00	3,000,000.00
Colleges for agriculture and the mechanic arts.....	2,550,000.00	2,550,000.00
Public schools, Alaska fund.....	25,000.00	25,000.00
Alaskan reindeer fund.....	500.00	500.00
Miscellaneous trust funds.....	225,000.00	236,000.00
Miscellaneous.....	3,000.00	5,500.00
Indian moneys, proceeds of labor.....	1,500,000.00	1,500,000.00
Miscellaneous trust funds of Indian tribes.....	17,000,000.00	17,211,900.00
Interest on Indian trust funds.....	800,000.00	800,000.00
Civilization of the Sioux Indians.....	175,000.00	185,000.00
Total permanent appropriations under Interior Department.....	25,179,000.00	25,638,900.00
<b>DEPARTMENT OF LABOR</b>		
Miscellaneous.....	25,000.00	25,000.00
<b>NAVY DEPARTMENT</b>		
Pay of the Navy and Marine Corps, deposit fund.....	300,000.00	460,000.00
Navy fines and forfeitures.....	140,000.00	200,000.00
Ships' stores profits, Navy.....	310,000.00	320,000.00
Naval Home, Philadelphia.....	166,800.00	164,350.00
Naval hospital fund.....	1,000,000.00	1,000,000.00
Miscellaneous.....	50.00	50.00
Total permanent appropriations under Navy Department.....	1,916,850.00	2,144,400.00
<b>STATE DEPARTMENT</b>		
Pay of consular officers for services to American vessels and seamen.....	10,000.00	10,000.00
Trust funds.....	20,000.00	20,000.00
Miscellaneous.....	111,233.00	106,139.74
Total permanent appropriations under State Department.....	141,233.00	136,139.74
<b>TREASURY DEPARTMENT</b>		
Recoinage of silver coins.....	195,000.00	195,000.00
Expenses of loans, act Sept. 24, 1917, as amended and extended.....	306,540.00	330,315.00
Preparation and issue of Federal reserve notes, reimbursable.....	1,504,000.00	1,809,500.00
Preparation, custody, and delivery of farm-loan bonds, reimbursable.....	71,000.00	71,000.00
Preparation, custody, and delivery of Federal intermediate credit bank securities, reimbursable.....	3,000.00	3,600.00
Refund of excessive duties.....	6,400,000.00	7,000,000.00
Debentures or drawbacks, bounties or allowances.....	18,000,000.00	13,000,000.00
Refunding moneys erroneously received and covered (customs).....	5,000.00	7,500.00
Refunding penalties or charges erroneously exacted (customs).....		
Proceeds of goods seized and sold (customs).....		
Refunding proceeds of unclaimed merchandise (customs).....	5,500.00	2,500.00
Philippine special fund (customs).....		
Contingent expenses, national currency, reimbursable.....		
Salaries and expenses, national-bank examiners.....	2,250,000.00	2,300,000.00
Allowance or drawback (internal revenue).....	400,000.00	350,000.00
Redemption of stamps (internal revenue).....	1,000,000.00	775,000.00
Repayment of taxes erroneously collected under act of June 13, 1898.....	5,000.00	5,000.00
Philippine special fund (internal revenue).....	800,000.00	750,000.00
Porto Rico special fund (internal revenue).....	5,000.00	5,000.00
Additional income tax on railroads in Alaska.....	20,000.00	20,000.00
To promote the education of the blind (interest).....	10,000.00	10,000.00
Total permanent appropriations under Treasury Department, exclusive of public debt.....	31,145,040.00	26,782,415.00
Interest on the public debt.....	755,000,000.00	785,000,000.00

## Recapitulation of estimates of appropriations for 1928, and of appropriations for 1927, by departments, etc.—Continued

Organization units	Estimates for 1928	Appropriations for 1927
<b>PERMANENT APPROPRIATIONS INCLUDED IN THE FOREGOING SUMMARY—Continued</b>		
<b>TREASURY DEPARTMENT—continued</b>		
Public-debt retirements from ordinary receipts:		
Sinking fund.....	\$354, 157, 085. 00	\$336, 058, 208. 26
Redemption of bonds, etc., received as repayments of principal by foreign governments.....	68, 643, 185. 00	93, 008, 559. 57
Redemption of bonds, etc., received as interest payments on obligations of foreign governments.....	140, 029, 290. 93	139, 915, 037. 01
Obligations retired from Federal reserve bank franchise tax receipts.....	300, 000. 00	500, 000. 00
Obligations retired from net earnings of Federal intermediate credit banks.....	500, 000. 00	500, 000. 00
Total public-debt retirements from ordinary receipts.....	563, 629, 560. 93	569, 981, 804. 84
Total permanent appropriations under Treasury Department, including public debt.....	1, 349, 774, 600. 93	1, 381, 764, 219. 84
<b>WAR DEPARTMENT</b>		
Pay of the Army, deposit fund.....	1, 500, 000. 00	900, 000. 00
Soldiers' Home, permanent fund.....	757, 700. 00	690, 000. 00
Soldiers' Home, interest account.....	118, 600. 00	118, 000. 00
Preservation birthplace of Lincoln.....	1, 700. 00	1, 700. 00
Permanent International Commission of Congresses of Navigation.....	3, 000. 00	3, 000. 00
Operating and care of canals and other works of navigation.....	5, 200, 000. 00	5, 000, 000. 00
Removing sunken vessels or craft obstructing or endangering navigation.....	200, 000. 00	140, 000. 00
Removing obstructions in Mississippi, Atchafalaya, and Old Rivers.....	100, 000. 00	100, 000. 00
Operating snag and dredge boats on upper Mississippi, Illinois, and Minnesota Rivers.....	25, 000. 00	25, 000. 00
Operating snag boats on the Ohio River.....	50, 000. 00	50, 000. 00
Maintenance of channel, South Pass, Mississippi River.....	100, 000. 00	100, 000. 00
Gauging the waters of the Mississippi and its tributaries.....	9, 600. 00	9, 600. 00
Examination and surveys at South Pass, Mississippi River.....	10, 000. 00	10, 000. 00
Total permanent appropriations under War Department.....	8, 075, 600. 00	7, 147, 300. 00
<b>DISTRICT OF COLUMBIA</b>		
Refunding taxes.....	00, 000. 00	15, 000. 00
Extension of streets and avenues.....	130, 000. 00	15, 000. 00
Teachers' retirement fund.....	325, 000. 00	175, 000. 00
Industrial Home School funds.....	4, 000. 00	2, 000. 00
Miscellaneous trust-fund deposits.....	1, 000, 000. 00	771, 557. 00
Escheated estates relief fund.....	3, 000. 00	-----
Washington redemption fund.....	350, 000. 00	125, 000. 00
Police and firemen's relief fund.....	590, 000. 00	450, 000. 00
Permit fund.....	80, 000. 00	20, 000. 00
Total permanent appropriations under District of Columbia.....	2, 542, 000. 00	1, 573, 557. 00
Total permanent appropriations.....	1, 406, 461, 333. 93	1, 437, 229, 566. 58

# ESTIMATES OF APPROPRIATIONS

REQUIRED

FOR THE SERVICE OF THE FISCAL YEAR ENDING JUNE 30, 1928

General object (title of appropriation), date of acts, references to Statutes at Large, or to Revised Statutes, and estimated amount required for each detailed object	Total amount to be appropriated under each head of appropriation	Amount appropriated for the fiscal year ending June 30, 1927
<b>CHAPTER I.—LEGISLATIVE ESTABLISHMENT</b>		
<b>UNITED STATES SENATE</b>		
<i>Salaries and Mileage of Senators—</i>		
Salaries of Senators ( <i>act May 13, 1926, vol. 44, p. 537</i> ).....	\$960,000.00	
Mileage of Senators ( <i>same act</i> ).....	51,000.00	
	<b>\$1,011,000.00</b>	<b>\$1,011,000.00</b>
<i>Salaries, Officers and Employees, Senate—</i>		
Office of the Vice President:		
Secretary to the Vice President ( <i>acts May 24, 1924, vol. 43, pp. 147-149; May 13, 1926, vol. 44, pp. 537-538</i> ).....	4,200.00	
Assistant clerk ( <i>same acts</i> ).....	2,080.00	
Clerk ( <i>same acts</i> ).....	1,940.00	
Assistant clerk ( <i>same acts</i> ).....	1,830.00	
Total.....	\$10,050.00	
Chaplain of the Senate ( <i>same acts</i> ).....	1,520.00	
Total.....	\$1,520.00	
Office of the Secretary:		
Secretary of the Senate, including compensation as disbursing officer of salaries of Senators, and of contingent fund of the Senate ( <i>same acts</i> ).....	6,500.00	
Assistant Secretary, Henry M. Rose ( <i>same acts</i> ).....	4,500.00	
Chief Clerk, who shall perform the duties of reading clerk ( <i>same acts</i> ).....	5,500.00	
Financial clerk ( <i>same acts</i> ).....	5,000.00	
Principal clerk ( <i>same acts</i> ).....	3,420.00	
Assistant financial clerk ( <i>same acts</i> ).....	4,200.00	
Minute and Journal clerk ( <i>same acts</i> ).....	4,200.00	
Legislative clerk ( <i>same acts</i> ).....	3,150.00	
Librarian ( <i>same acts</i> ).....	3,000.00	
Enrolling clerk ( <i>same acts</i> ).....	3,150.00	
Printing clerk ( <i>same acts</i> ).....	3,000.00	
Executive clerk ( <i>same acts</i> ).....	2,890.00	
File clerk, chief bookkeeper, and assistant Journal clerk, at \$2,880 each ( <i>same acts</i> ).....	8,640.00	
First assistant librarian, and keeper of stationery, at \$2,780 each ( <i>same acts</i> ).....	5,560.00	
Assistant librarian ( <i>same acts</i> ).....	2,150.00	
Skilled laborer ( <i>same acts</i> ).....	1,520.00	
Three clerks, at \$2,880 each ( <i>same acts</i> ).....	8,640.00	
One clerk ( <i>same acts</i> ).....	2,590.00	
One clerk ( <i>same acts</i> ).....	1,800.00	
One clerk ( <i>same acts</i> ).....	2,460.00	
One clerk ( <i>same acts</i> ).....	2,100.00	
One clerk ( <i>same acts</i> ).....	1,770.00	
Assistant keeper of stationery ( <i>same acts</i> ).....	2,360.00	
Assistant in stationery room ( <i>same acts</i> ).....	1,520.00	
Messenger in library ( <i>same acts</i> ).....	1,310.00	
Special officer ( <i>same acts</i> ).....	2,150.00	
Assistant messenger ( <i>same acts</i> ).....	1,520.00	
Laborers: 4 at \$1,140 each; 2 at \$1,010 each; 1 in stationery room, at \$1,440 ( <i>same acts</i> ).....	8,020.00	
Total.....	\$102,620.00	
Document Room:		
Superintendent ( <i>same acts</i> ).....	3,600.00	
First assistant ( <i>same acts</i> ).....	3,000.00	
Second assistant, in lieu of employee heretofore paid under Senate Resolution Numbered 90 ( <i>same acts</i> ).....	2,400.00	
Two clerks, at \$1,770 each ( <i>same acts</i> ).....	3,540.00	
Skilled laborer ( <i>same acts</i> ).....	1,520.00	
Total.....	\$14,060.00	
Clerks and messengers to the following committees: Agriculture and Forestry—clerk, \$3,300; assistant clerk, \$2,150; assistant clerk, \$1,830; additional clerk, \$1,520. Appropriations—clerk, \$6,000; assistant clerk, \$3,300; assistant clerk, \$3,000; three assistant clerks, at \$2,700 each; two assistant clerks, at \$2,100 each; messenger, \$1,520. To Audit and Control the Contingent Expenses of the Senate—clerk, \$3,300; assistant		

*Estimates of appropriations required for the service of the fiscal year ending June 30, 1928—Continued*

General object (title of appropriation), date of acts, reference to Statutes at Large, or to Revised Statutes, and estimated amount required for each detailed object	Total amount to be appropriated under each head of appropriation	Amount appropriated for the fiscal year ending June 30, 1927
<p><i>Salaries, Officers and Employees, Senate—Continued.</i></p> <p>clerk, \$1,940; assistant clerk, \$1,830; additional clerk, \$1,520. Banking and Currency—clerk, \$3,300; assistant clerk, \$2,150; two assistant clerks, at \$1,830 each. Civil Service—clerk, \$3,300; assistant clerk, \$1,940; assistant clerk, \$1,830; additional clerk, \$1,520. Claims—clerk, \$3,300; assistant clerk, \$2,570; assistant clerk, \$2,360; two assistant clerks, at \$1,830 each. Commerce—clerk, \$3,300; assistant clerk, \$2,590; assistant clerk, \$2,150, assistant clerk, \$1,830. Conference Minority of the Senate—clerk, \$3,300; assistant clerk, \$2,150; two assistant clerks, at \$1,830 each. District of Columbia—clerk, \$3,300; assistant clerk, \$2,480; assistant clerk, \$1,830; additional clerk, \$1,520. Education and Labor—clerk, \$3,300; assistant clerk, \$2,150; assistant clerk, \$1,830; additional clerk, \$1,520. Enrolled Bills—clerk, \$3,300; assistant clerk, \$1,940; assistant clerk, \$1,830; additional clerk, \$1,520. Expenditures in the Executive Departments—clerk, \$3,300; assistant clerk, \$2,150; assistant clerk, \$1,830; additional clerk, \$1,520. Finance—clerk, \$3,600; special assistant to the committee, \$3,150; assistant clerk, \$2,590; assistant clerk, \$2,460; assistant clerk, \$1,940; two assistant clerks, at \$1,830 each; two experts (one for the majority and one for the minority), at \$2,360 each; messenger, \$1,520. Foreign Relations—clerk, \$3,300; assistant clerk, \$2,590; assistant clerk, \$2,150; assistant clerk, \$1,830; additional clerk, \$1,520; messenger, \$1,520. Immigration—clerk, \$3,300; assistant clerk, \$2,150; assistant clerk, \$1,830; additional clerk, \$1,520. Indian Affairs—clerk, \$3,300; assistant clerk, \$2,570; assistant clerk, \$2,040; assistant clerk, \$1,830; additional clerk, \$1,520. Interoceanic Canals—clerk, \$3,300; assistant clerk, \$2,150; assistant clerk, \$1,830; additional clerk, \$1,520. Interstate Commerce—clerk, \$3,300; two assistant clerks, at \$2,150 each; assistant clerk, \$1,830. Irrigation and Reclamation—clerk, \$3,300; assistant clerk, \$1,940; assistant clerk, \$1,830; additional clerk, \$1,520. Judiciary—clerk, \$3,300; assistant clerk, \$2,590; two assistant clerks, at \$2,150 each; assistant clerk, \$1,830. Library—clerk, \$3,300; assistant clerk, \$1,940; assistant clerk, \$1,830; additional clerk, \$1,520. Manufactures—clerk, \$3,300; assistant clerk, \$2,040; assistant clerk, \$1,830; additional clerk, \$1,520. Military Affairs—clerk, \$3,300; assistant clerk, \$2,590; additional clerk, \$1,940; three assistant clerks, at \$1,830 each. Mines and Mining—clerk, \$3,300; assistant clerk, \$1,940; assistant clerk, \$1,830; additional clerk, \$1,520. Naval Affairs—clerk, \$3,300; assistant clerk, \$2,590; assistant clerk, \$1,940; two assistant clerks, at \$1,830 each. Patents—clerk, \$3,300; assistant clerk, \$1,940; assistant clerk, \$1,830; additional clerk, \$1,520. Pensions—clerk, \$3,300; assistant clerk, \$2,150; four assistant clerks, at \$1,830 each. Post Offices and Post Roads—clerk, \$3,300; assistant clerk, \$2,460; three assistant clerks, at \$1,830 each; additional clerk, at \$1,520, in lieu of clerk paid from contingent fund under Senate resolution of July 17, 1914. Printing—clerk, \$3,300; assistant clerk, \$2,150; assistant clerk, \$1,830; additional clerk, \$1,520. Privileges and Elections—clerk, \$3,300; assistant clerk, \$2,040; assistant clerk, \$1,830; additional clerk, \$1,520. Public Buildings and Grounds—clerk, \$3,300; assistant clerk, \$2,040; assistant clerk, \$1,830; additional clerk, \$1,520. Public Lands and Surveys—clerk, \$3,300; assistant clerk, \$2,360; assistant clerk, \$2,150; two assistant clerks, at \$1,830 each. Revision of the Laws—clerk, \$3,300; assistant clerk, \$1,940; assistant clerk, \$1,830; additional clerk, \$1,520. Rules—clerk, \$3,300; to include full compensation for the preparation biennially of the Senate Manual under the direction of the Committee on Rules; two assistant clerks, at \$2,150 each; assistant clerk, \$1,830; additional clerk, \$1,520. Territories and Insular Possessions—clerk, \$3,300; assistant clerk, \$1,940; assistant clerk, \$1,830; additional clerk, \$1,520 (<i>acts May 24, 1924, vol. 43, pp. 147-149; Mar. 4, 1925, vol. 48, pp. 1286-1289; May 13, 1926, vol. 44, pp. 588-589</i>).....</p>	\$373, 440. 00	
<p>Clerical assistance to Senators: For clerical assistance to Senators who are not chairmen of the committees specifically provided for herein: Seventy clerks, at \$3,300 each, seventy assistant clerks, at \$1,940 each, seventy assistant clerks, at \$1,830 each, \$494,900: <i>Provided</i>, That such clerks and assistant clerks shall be ex officio clerks and assistant clerks of any committee of which their Senator is chairman; seventy additional clerks, at \$1,520 each, one for each Senator having no more than one clerk and two assistant clerks for himself or for the committee of which he is chairman, and messenger, \$1,520; \$107,920; in all (<i>same acts</i>).....</p>	602, 820. 00	
<p>Office of Sergeant at Arms and Doorkeeper:</p> <p>Sergeant at Arms and Doorkeeper (<i>same acts</i>).....</p>	6, 500. 00	
Assistant doorkeeper ( <i>same acts</i> ).....	4, 200. 00	
Acting assistant doorkeeper ( <i>same acts</i> ).....	4, 200. 00	
Two floor assistants, at \$3,600 each ( <i>same acts</i> ).....	7, 200. 00	
Messengers, 5 (acting as assistant doorkeepers), including one for minority, at \$2,150 each ( <i>same acts</i> ).....	10, 750. 00	
Thirty-eight messengers, including one for minority, at \$1,770 each ( <i>same acts</i> ).....	67, 260. 00	
Messenger ( <i>same acts</i> ).....	1, 310. 00	
Messenger at card door ( <i>same acts</i> ).....	2, 400. 00	



*Estimates of appropriations required for the service of the fiscal year ending June 30, 1928—Continued*

General object (title of appropriation), date of acts, reference to Statutes at Large, or to Revised Statutes, and estimated amount required for each detailed object	Total amount to be appropriated under each head of appropriation	Amount appropriated for the fiscal year ending June 30, 1927
<b>Salaries, Officers and Employees, Senate—Continued.</b>		
Office of Sergeant at Arms and Doorkeeper—Continued.		
Clerk on Journal work for Congressional Record, to be selected by the official reporters ( <i>acts May 24, 1924, vol. 43, pp. 147-149; Mar. 4, 1925, vol. 43, pp. 1286-1289; May 13, 1926, vol. 44, pp. 538-539</i> )	\$2, 800. 00	
Deputy Sergeant at Arms and storekeeper ( <i>acts May 24, 1924, vol. 43, pp. 147-149; May 13, 1926, vol. 44, pp. 539-540</i> )	3, 600. 00	
Stenographer in charge of furniture accounts and records ( <i>same acts</i> )	1, 520. 00	
Upholsterer and locksmith ( <i>same acts</i> )	2, 100. 00	
Cabinetmaker ( <i>same acts</i> )	1, 800. 00	
Three carpenters, at \$1,800 each ( <i>same acts</i> )	5, 400. 00	
Janitor ( <i>same acts</i> )	1, 800. 00	
Four skilled laborers, at \$1,440 each ( <i>same acts</i> )	5, 760. 00	
One skilled laborer	1, 310. 00	
Laborer in charge of private passage ( <i>same acts</i> )	1, 340. 00	
Three female attendants in charge of ladies' retiring rooms, at \$1,240 each ( <i>same acts</i> )	3, 720. 00	
Three attendants to women's toilet rooms, Senate Office Building, at \$1,240 each ( <i>same acts</i> )	3, 720. 00	
Chief telephone operator ( <i>same acts</i> )	2, 040. 00	
Seven telephone operators, at \$1,200 each ( <i>same acts</i> )	8, 400. 00	
Night telephone operator ( <i>same acts</i> )	1, 010. 00	
Telephone page ( <i>same acts</i> )	1, 010. 00	
Laborer in charge of Senate toilet rooms in old library space ( <i>same acts</i> )	950. 00	
Superintendent of press gallery ( <i>same acts</i> )	3, 300. 00	
Assistant superintendent of press gallery ( <i>same acts</i> )	2, 240. 00	
Messenger for service to press correspondents ( <i>same acts</i> )	1, 240. 00	
Three laborers, at \$1,100 each ( <i>same acts</i> )	3, 300. 00	
Thirty-four laborers, at \$1,010 each ( <i>same acts</i> )	34, 340. 00	
Twenty-one pages for the Senate Chamber, at the rate of \$3.30 per day each during the session, 209 days ( <i>same acts</i> )	14, 483. 70	
Total	\$211, 003. 70	
For police force for Senate Office Building, under the Sergeant at Arms:		
Sixteen privates, at \$1,360 each ( <i>same acts</i> )	21, 760. 00	
Special officer ( <i>same acts</i> )	1, 520. 00	
Total	\$23, 280. 00	
Post office:		
Postmaster ( <i>same acts</i> )	2, 740. 00	
Chief clerk ( <i>same acts</i> )	2, 150. 00	
Wagon master	1, 800. 00	
Eight mail carriers, at \$1,520 each ( <i>same acts</i> )	12, 160. 00	
Two riding pages, at \$1,220 each ( <i>same acts</i> )	2, 440. 00	
Total	\$21, 290. 00	
Folding room:		
Foreman ( <i>same acts</i> )	1, 940. 00	
Assistant ( <i>same acts</i> )	1, 730. 00	
Clerk ( <i>same acts</i> )	1, 520. 00	
Seven folders, at \$1,310 each ( <i>same acts</i> )	9, 170. 00	
Seven folders, at \$1,140 each ( <i>same acts</i> )	7, 980. 00	
Total	\$22, 340. 00	
<b>Reporting Debates and Proceedings, Senate—</b>	\$1, 382, 423. 70	\$1, 376, 166. 90
For reporting the debates and proceedings of the Senate, payable in equal monthly installments ( <i>act May 13, 1926, vol. 44, p. 540</i> )	44, 844. 00	44, 844. 00
<b>Contingent Expenses, Senate—</b>		
For stationery for Senators and the President of the Senate, including \$7,500 for stationery for committees and officers of the Senate ( <i>act May 13, 1926, vol. 44, p. 540</i> )	25, 000. 00	25, 000. 00
Postage stamps: For the office of the Secretary, \$200; office of Sergeant at Arms, \$100; in all ( <i>same act</i> )	300. 00	300. 00
For maintaining, exchanging, and equipping motor vehicles for carrying the mails and for official use of the offices of the Secretary and Sergeant at Arms ( <i>same act</i> )	10, 000. 00	10, 000. 00
For driving, maintenance, and operation of automobile for the Vice President ( <i>same act</i> )	3, 500. 00	3, 500. 00
For materials for folding ( <i>same act</i> )	1, 500. 00	1, 500. 00
For folding speeches and pamphlets, at a rate not exceeding \$1 per thousand ( <i>same act</i> )	10, 000. 00	10, 000. 00
For fuel, oil, cotton waste, and advertising, exclusive of labor ( <i>same act</i> )	2, 000. 00	2, 000. 00
For purchase of furniture ( <i>same act</i> )	5, 000. 00	5, 000. 00
For materials for furniture and repairs of same, exclusive of labor ( <i>same act</i> )	3, 000. 00	3, 000. 00
For services in cleaning, repairing, and varnishing furniture ( <i>same act</i> )	2, 000. 00	2, 000. 00
For packing boxes ( <i>same act</i> )	970. 00	970. 00
For rent of warehouse for storage of public documents ( <i>same act</i> )	2, 000. 00	2, 000. 00
For miscellaneous items, exclusive of labor ( <i>same act</i> )	125, 000. 00	125, 000. 00
For expenses of inquiries and investigations ordered by the Senate, including compensation to stenographers of committees, at such rate as may be fixed by the Committee to Audit and Control the Contingent Expenses of the Senate, but not exceeding 25 cents per 100 words ( <i>same act</i> )	150, 000. 00	150, 000. 00
For Senate kitchens and restaurants ( <i>same act</i> )	35, 000. 00	35, 000. 00
Total, Senate	2, 813, 537. 70	2, 807, 280. 90

*Estimates of appropriations required for the service of the fiscal year ending June 30, 1928—Continued*

General object (title of appropriation), date of acts, reference to Statutes at Large, or to Revised Statutes, and estimated amount required for each detailed object	Total amount to be appropriated under each head of appropriation	Amount appropriated for the fiscal year ending June 30, 1927
<b>HOUSE OF REPRESENTATIVES</b>		
<i>Salaries and Mileage, Members and Delegates, House of Representatives—</i>		
For compensation of Members of the House of Representatives, Delegates from Territories, the Resident Commissioner from Porto Rico, and the Resident Commissioners from the Philippine Islands ( <i>act May 13, 1926, vol. 44, pp. 540-541</i> )	\$4,407,500. 00	
For mileage of Representatives and Delegates and expenses of Resident Commissioners ( <i>same act</i> )	175, 000. 00	
	\$4, 582, 500. 00	\$4, 582, 500. 00
<i>Salaries, Officers and Employees, House of Representatives—</i>		
Office of the Speaker:		
Secretary to Speaker ( <i>acts May 24, 1924, vol. 43, pp. 149-152; May 13, 1926, vol. 44, pp. 541-542; July 3, 1926, vol. 44, p. 842</i> )	4, 200. 00	
Clerk to the Speaker's table ( <i>same acts</i> )	4, 000. 00	
For preparing Digest of Rules ( <i>same acts</i> )	1, 000. 00	
Clerk to the Speaker ( <i>same acts</i> )	1, 940. 00	
Messenger to the Speaker's table ( <i>same acts</i> )	1, 520. 00	
Messenger to the Speaker ( <i>same acts</i> )	1, 440. 00	
Total	\$14, 100. 00	
Chaplain:		
For Chaplain ( <i>same acts</i> )	1, 520. 00	
Total	\$1, 520. 00	
Office of the Clerk:		
Clerk of the House of Representatives, including compensation as disbursing officer of the contingent fund ( <i>same acts</i> )	6, 500. 00	
Journal clerk and two reading clerks, at \$4,200 each ( <i>same acts</i> )	12, 600. 00	
Disbursing clerk ( <i>same acts</i> )	3, 570. 00	
Tally clerk ( <i>same acts</i> )	3, 470. 00	
File clerk ( <i>same acts</i> )	3, 420. 00	
Enrolling clerk, \$3,200 and \$1,000 additional so long as the position is held by the present incumbent ( <i>same acts</i> )	4, 200. 00	
Property custodian and superintendent of furniture and repair shop, who shall be a skilled cabinetmaker or upholsterer and experienced in the construction and purchase of furniture ( <i>same acts</i> )	3, 600. 00	
Two assistant custodians, at \$3,000 each ( <i>same acts</i> )	6, 000. 00	
Chief bill clerk ( <i>same acts</i> )	3, 150. 00	
Assistant enrolling clerk ( <i>same acts</i> )	2, 880. 00	
Assistant to disbursing clerk ( <i>same acts</i> )	2, 780. 00	
Stationery clerk ( <i>same acts</i> )	2, 570. 00	
Librarian ( <i>same acts</i> )	2, 460. 00	
Assistant librarian ( <i>same acts</i> )	2, 240. 00	
Assistant file clerk ( <i>same acts</i> )	2, 250. 00	
Assistant librarian, and assistant Journal clerk, at \$2,150 each ( <i>same acts</i> )	4, 300. 00	
Clerks, one \$2,150, three at \$2,020 each ( <i>same acts</i> )	8, 210. 00	
Bookkeeper, and assistant in disbursing office, at \$1,940 each ( <i>same acts</i> )	3, 880. 00	
Four assistants to chief bill clerk at \$1,830 each ( <i>same acts</i> )	7, 320. 00	
Stenographer to the Clerk ( <i>same acts</i> )	1, 730. 00	
Locksmith and typewriter repairer ( <i>same acts</i> )	1, 620. 00	
Messenger and clock repairer ( <i>same acts</i> )	1, 520. 00	
Assistant in stationery room ( <i>same acts</i> )	1, 520. 00	
Three messengers, at \$1,410 each ( <i>same acts</i> )	4, 230. 00	
Stenographer to Journal clerk ( <i>same acts</i> )	1, 310. 00	
Twelve telephone operators, at \$1,200 each ( <i>same acts</i> )	14, 400. 00	
Three session telephone operators, at \$100 per month each from December 1, 1927, to June 30, 1928 ( <i>same acts</i> )	2, 100. 00	
Substitute telephone operator when required, at \$3.30 per day ( <i>same acts</i> )	1, 200. 00	
Laborers:		
Three at \$1,200 each ( <i>same acts</i> )	3, 600. 00	
Nine at \$1,010 each ( <i>same acts</i> )	9, 090. 00	
For the purchase, exchange, operation, maintenance and repair of motor vehicle ( <i>same acts</i> )	1, 200. 00	
Total	\$128, 920. 00	
Committee employees:		
Clerks, messengers, and janitors to the following committees:		
Accounts:		
Clerk ( <i>same acts</i> )	3, 300. 00	
Assistant clerk ( <i>same acts</i> )	2, 150. 00	
Janitor ( <i>same acts</i> )	1, 310. 00	
Agriculture:		
Clerk ( <i>same acts</i> )	2, 880. 00	
Assistant clerk ( <i>same acts</i> )	2, 150. 00	
Janitor ( <i>same acts</i> )	1, 310. 00	

## Estimates of appropriations required for the service of the fiscal year ending June 30, 1928—Continued

General object (title of appropriation), date of acts, reference to Statutes at Large, or to Revised Statutes, and estimated amount required for each detailed object	Total amount to be appropriated under each head of appropriation	Amount appropriated for the fiscal year ending June 30, 1927
<i>Salaries, Officers and Employees, House of Representatives—Continued.</i>		
<i>Committee employees—Continued.</i>		
<i>Clerks, messengers, and janitors to the following committees—Continued.</i>		
<i>Appropriations:</i>		
Clerk, \$5,000, and \$1,000 additional so long as the position is held by the present incumbent (acts May 24, 1924, vol. 43, pp. 149-152; May 13, 1926, vol. 44, pp. 541-542; July 3, 1926, vol. 44, p. 844)-----	\$6,000.00	
Assistant clerk (same acts)-----	4,000.00	
Six assistant clerks, at \$3,000 each (same acts)-----	18,000.00	
Assistant clerk (same acts)-----	2,440.00	
Janitor (same acts)-----	1,440.00	
<i>Banking and Currency:</i>		
Clerk (same acts)-----	2,360.00	
Assistant clerk (same acts)-----	1,520.00	
Janitor (same acts)-----	1,010.00	
<i>Census:</i>		
Clerk (same acts)-----	2,360.00	
Janitor (same acts)-----	1,010.00	
<i>Civil Service:</i>		
Clerk (same acts)-----	2,360.00	
Janitor (same acts)-----	1,010.00	
<i>Claims:</i>		
Clerk (same acts)-----	3,300.00	
Assistant clerk (same acts)-----	1,520.00	
Janitor (same acts)-----	1,010.00	
<i>Coinage, Weights, and Measures:</i>		
Clerk (same acts)-----	2,360.00	
Janitor (same acts)-----	1,010.00	
<i>Disposition of Useless Executive Papers:</i>		
Clerk (same acts)-----	2,360.00	
<i>District of Columbia:</i>		
Clerk (same acts)-----	2,880.00	
Assistant clerk (same acts)-----	2,150.00	
Janitor (same acts)-----	1,010.00	
<i>Education:</i>		
Clerk (same acts)-----	2,360.00	
<i>Election of President, Vice President, and Representatives in Congress:</i>		
Clerk (same acts)-----	2,360.00	
<i>Elections No. 1:</i>		
Clerk (same acts)-----	2,360.00	
Janitor (same acts)-----	1,010.00	
<i>Elections No. 2:</i>		
Clerk (same acts)-----	2,360.00	
Janitor (same acts)-----	1,010.00	
<i>Elections No. 3:</i>		
Clerk (same acts)-----	2,360.00	
Janitor (same acts)-----	1,010.00	
<i>Enrolled Bills:</i>		
Clerk (same acts)-----	2,360.00	
Janitor (same acts)-----	1,010.00	
<i>Flood Control:</i>		
Clerk (same acts)-----	2,360.00	
Janitor (same acts)-----	1,010.00	
<i>Foreign Affairs:</i>		
Clerk (same acts)-----	2,880.00	
Assistant clerk (same acts)-----	2,150.00	
Janitor (same acts)-----	1,010.00	
<i>Immigration and Naturalization:</i>		
Clerk (acts May 24, 1924, vol. 43, pp. 149-152; May 13, 1926, vol. 44, pp. 541-542; H. Res. 316)-----	2,880.00	
Janitor (acts May 24, 1924, vol. 43, pp. 149-152; May 13, 1926, vol. 44, pp. 541-542)-----	1,010.00	
<i>Indian Affairs:</i>		
Clerk (same acts)-----	2,880.00	
Assistant clerk (same acts)-----	2,150.00	
Janitor (same acts)-----	1,010.00	
<i>Industrial Arts and Expositions:</i>		
Clerk (same acts)-----	2,360.00	
Janitor (same acts)-----	1,010.00	
<i>Insular Affairs:</i>		
Clerk (same acts)-----	2,360.00	
Janitor (same acts)-----	1,010.00	

## Estimates of appropriations required for the service of the fiscal year ending June 30, 1928—Continued

General object (title of appropriation), date of acts, reference to Statutes at Large, or to Revised Statutes, and estimated amount required for each detailed object	Total amount to be appropriated under each head of appropriation	Amount appropriated for the fiscal year ending June 30, 1927
<b>Salaries, Officers and Employees, House of Representatives—Continued</b>		
Committee employees—Continued.		
Clerks, messengers, and janitors to the following committees—Continued.		
Interstate and Foreign Commerce:		
Clerk ( <i>acts May 24, 1924, vol. 43, pp. 149-152; May 13, 1926, vol. 44, pp. 541-542; H. Res. 273</i> )	\$3, 300. 00	
Additional clerk ( <i>acts May 24, 1924, vol. 43, pp. 149-152; May 13, 1926, vol. 44, pp. 541-542</i> )	2, 360. 00	
Assistant clerk ( <i>same acts</i> )	1, 830. 00	
Janitor ( <i>same acts</i> )	1, 310. 00	
Irrigation and Reclamation:		
Clerk ( <i>same acts</i> )	2, 360. 00	
Janitor ( <i>same acts</i> )	1, 010. 00	
Invalid Pensions:		
Clerk ( <i>acts May 24, 1924, vol. 43, pp. 149-152; May 13, 1926, vol. 44, pp. 541-542</i> )	2, 880. 00	
Stenographer ( <i>same acts</i> )	2, 560. 00	
Expert examiner ( <i>H. Res. 153</i> )	2, 400. 00	
Assistant clerk ( <i>acts May 24, 1924, vol. 43, pp. 149-152; May 13, 1926, vol. 44, pp. 541-542</i> )	2, 360. 00	
Janitor ( <i>same acts</i> )	1, 240. 00	
Judiciary:		
Clerk ( <i>same acts</i> )	3, 300. 00	
Assistant clerk ( <i>same acts</i> )	1, 940. 00	
Janitor ( <i>same acts</i> )	1, 240. 00	
Labor:		
Clerk ( <i>same acts</i> )	2, 360. 00	
Janitor ( <i>same acts</i> )	1, 010. 00	
Library:		
Clerk ( <i>same acts</i> )	2, 360. 00	
Janitor ( <i>same acts</i> )	1, 010. 00	
Merchant Marine and Fisheries:		
Clerk ( <i>same acts</i> )	2, 360. 00	
Janitor ( <i>same acts</i> )	1, 010. 00	
Military Affairs:		
Clerk ( <i>same acts</i> )	2, 880. 00	
Assistant clerk ( <i>same acts</i> )	1, 830. 00	
Janitor ( <i>same acts</i> )	1, 310. 00	
Mines and Mining:		
Clerk ( <i>same acts</i> )	2, 360. 00	
Janitor ( <i>same acts</i> )	1, 010. 00	
Naval Affairs:		
Clerk ( <i>same acts</i> )	2, 880. 00	
Assistant clerk ( <i>same acts</i> )	1, 830. 00	
Janitor ( <i>same acts</i> )	1, 310. 00	
Patents:		
Clerk ( <i>same acts</i> )	2, 360. 00	
Janitor ( <i>same acts</i> )	1, 010. 00	
Pensions:		
Clerk ( <i>same acts</i> )	2, 880. 00	
Assistant clerk ( <i>same acts</i> )	1, 940. 00	
Janitor ( <i>same acts</i> )	1, 010. 00	
Post Office and Post Roads:		
Clerk ( <i>same acts</i> )	2, 880. 00	
Assistant clerk ( <i>same acts</i> )	1, 730. 00	
Janitor ( <i>same acts</i> )	1, 310. 00	
Printing:		
Clerk ( <i>same acts</i> )	2, 360. 00	
Janitor ( <i>same acts</i> )	1, 310. 00	
Public Buildings and Grounds:		
Clerk ( <i>same acts</i> )	2, 880. 00	
Assistant clerk ( <i>same acts</i> )	1, 520. 00	
Janitor ( <i>same acts</i> )	1, 010. 00	
Public Lands:		
Clerk ( <i>same acts</i> )	2, 360. 00	
Assistant clerk ( <i>same acts</i> )	1, 520. 00	
Janitor ( <i>same acts</i> )	1, 010. 00	
Revision of the Laws:		
Clerk ( <i>same acts</i> )	3, 000. 00	
Janitor ( <i>same acts</i> )	1, 010. 00	
Rivers and Harbors:		
Clerk ( <i>same acts</i> )	2, 880. 00	
Assistant clerk ( <i>same acts</i> )	2, 150. 00	
Janitor ( <i>same acts</i> )	1, 310. 00	
Roads:		
Clerk ( <i>same acts</i> )	2, 360. 00	
Janitor ( <i>same acts</i> )	1, 010. 00	

*Estimates of appropriations required for the service of the fiscal year ending June 30, 1928—Continued*

General object (title of appropriation), date of acts, reference to Statutes at Large, or to Revised Statutes, and estimated amount required for each detailed object	Total amount to be appropriated under each head of appropriation	Amount appropriated for the fiscal year ending June 30, 1927
<i>Salaries, Officers and Employees, House of Representatives—Continued.</i>		
<i>Committee employees—Continued.</i>		
<i>Clerks, messengers, and janitors to the following committees—Continued.</i>		
<i>Rules:</i>		
Clerk ( <i>acts May 24, 1924, vol. 43, pp. 149-152; May 13, 1926, vol. 44, pp. 541-542; H. Res. 207</i> )	\$2, 880. 00	
Assistant clerk ( <i>acts May 24, 1924, vol. 43, pp. 149-152; May 13, 1926, vol. 44, pp. 541-542</i> )	1, 830. 00	
Janitor ( <i>same acts</i> )	1, 010. 00	
<i>Territories:</i>		
Clerk ( <i>same acts</i> )	2, 360. 00	
Janitor ( <i>same acts</i> )	1, 010. 00	
<i>War Claims:</i>		
Clerk ( <i>same acts</i> )	2, 880. 00	
Assistant clerk ( <i>same acts</i> )	1, 520. 00	
Janitor ( <i>same acts</i> )	1, 010. 00	
<i>Ways and Means:</i>		
Clerk ( <i>acts May 24, 1924, vol. 43, pp. 149-152; May 13, 1926, vol. 44, pp. 541-542; July 3, 1926, vol. 44, p. 844</i> )	4, 200. 00	
Assistant clerk and stenographer ( <i>same acts</i> )	2, 360. 00	
Assistant clerk ( <i>same acts</i> )	2, 250. 00	
Clerk for the minority ( <i>submitted</i> )	2, 880. 00	
Janitors—one \$1,310, one \$1,010 ( <i>same acts</i> )	2, 320. 00	
<i>World War Veterans' Legislation:</i>		
Clerk ( <i>same acts</i> )	2, 880. 00	
Assistant clerk ( <i>same acts</i> )	2, 150. 00	
Total	\$250, 450. 00	
<i>Office of Sergeant at Arms:</i>		
Sergeant at Arms ( <i>acts May 24, 1924, vol. 43, pp. 149-152; May 13, 1926, vol. 44, p. 542</i> )	6, 500. 00	
Deputy Sergeant at Arms ( <i>same acts</i> )	2, 880. 00	
Cashier ( <i>same acts</i> )	4, 000. 00	
Two bookkeepers, at \$3,000 each ( <i>acts May 24, 1924, vol. 43, pp. 149-152; May 13, 1926, vol. 44, p. 542; H. Res. 316</i> )	6, 000. 00	
Deputy Sergeant at Arms in charge of pairs ( <i>acts May 24, 1924, vol. 43, pp. 149-152; May 13, 1926, vol. 44, p. 542; H. Res. 200</i> )	2, 500. 00	
Pair clerk and messenger ( <i>same acts</i> )	2, 500. 00	
Messenger ( <i>acts May 24, 1924, vol. 43, pp. 149-152; May 13, 1926, vol. 44, p. 542</i> )	1, 730. 00	
Stenographer and typewriter ( <i>same acts</i> )	1, 200. 00	
Skilled laborer ( <i>same acts</i> )	1, 140. 00	
Hire of automobile ( <i>same acts</i> )	600. 00	
Total	\$29, 050. 00	
<i>For police force, House Office Building, under the Sergeant at Arms:</i>		
Lieutenant ( <i>same acts</i> )	1, 520. 00	
Nineteen privates, at \$1,360 each ( <i>same acts</i> )	25, 840. 00	
Total	\$27, 360. 00	
<i>Office of Doorkeeper:</i>		
Doorkeeper ( <i>acts May 24, 1924, vol. 43, pp. 149-152; May 13, 1926, vol. 44, p. 543</i> )	5, 000. 00	
Special employee ( <i>same acts</i> )	2, 500. 00	
Superintendent of House press gallery ( <i>same acts</i> )	3, 300. 00	
Assistant to the superintendent of House press gallery ( <i>same acts</i> )	2, 240. 00	
Janitor ( <i>acts May 24, 1924, vol. 43, pp. 149-152; May 13, 1926, vol. 44, p. 543; H. Res. 207</i> )	2, 400. 00	
Messengers—seventeen, at \$1,500 each ( <i>acts May 24, 1924, vol. 43, pp. 149-152; May 13, 1926, vol. 44, p. 543</i> )	25, 500. 00	
Fourteen on soldiers' roll, at \$1,520 each ( <i>same acts</i> )	21, 280. 00	
Laborers—seventeen, at \$1,010 each ( <i>same acts</i> )	17, 170. 00	
Two known as cloakroom men, at \$1,140 each ( <i>same acts</i> )	2, 280. 00	
Eight known as cloakroom men, one at \$1,010, and seven at \$890 each ( <i>same acts</i> )	7, 240. 00	
Two female attendants in ladies' retiring rooms, at \$1,440 each ( <i>same acts</i> )	2, 880. 00	
Attendant in ladies' reception room ( <i>same acts</i> )	1, 200. 00	
Superintendent of folding room ( <i>same acts</i> )	2, 880. 00	
Foreman of folding room ( <i>same acts</i> )	2, 340. 00	
Chief clerk to superintendent of folding room ( <i>same acts</i> )	2, 150. 00	
Three clerks, at \$1,940 each ( <i>same acts</i> )	5, 820. 00	
Janitor ( <i>same acts</i> )	1, 010. 00	
Laborer ( <i>same acts</i> )	1, 010. 00	
Thirty-one folders, at \$1,200 each ( <i>same acts</i> )	37, 200. 00	
Shipping clerk ( <i>same acts</i> )	1, 520. 00	
Two drivers, at \$1,140 each ( <i>same acts</i> )	2, 280. 00	
Two chief pages, at \$1,740 each ( <i>same acts</i> )	3, 480. 00	
Two telephone pages, at \$1,440 each ( <i>same acts</i> )	2, 880. 00	
Two floor managers of telephones (one for the minority), at \$2,880 each ( <i>same acts</i> )	5, 760. 00	

*Estimates of appropriations required for the service of the fiscal year ending June 30, 1928—Continued*

General object (title of appropriation), date of acts, reference to Statutes at Large, or to Revised Statutes, and estimated amount required for each detailed object	Total amount to be appropriated under each head of appropriation	Amount appropriated for the fiscal year ending June 30, 1927
<i>Salaries, Officers and Employees, House of Representatives—Continued.</i>		
<i>Office of Doorkeeper—Continued.</i>		
Assistant messenger in charge of telephones ( <i>acts May 24, 1924, vol. 43, pp. 149-152; May 13, 1926, vol. 44, p. 543</i> )	\$1, 830. 00	
Forty-one pages during the session, including ten pages for duty at the entrances to the Hall of the House, at \$3.30 per day each ( <i>same acts</i> )	28, 818. 90	
Press gallery page ( <i>same acts</i> )	1, 200. 00	
Superintendent of document room ( <i>same acts</i> )	3, 500. 00	
Assistant superintendent of document room ( <i>acts May 24, 1924, vol. 43, pp. 149-152; May 13, 1926, vol. 44, p. 543; H. Res. 242</i> )	2, 880. 00	
Clerk ( <i>acts May 24, 1924, vol. 43, pp. 149-152; May 13, 1926, vol. 44, p. 543</i> )	2, 040. 00	
Assistant clerk ( <i>same acts</i> )	1, 940. 00	
Eight assistants, at \$1,600 each ( <i>same acts</i> )	12, 800. 00	
Janitor ( <i>same acts</i> )	1, 220. 00	
Messenger to press room ( <i>same acts</i> )	1, 310. 00	
Maintenance and repair of folding room motor truck ( <i>same acts</i> )	500. 00	
Total	\$219, 358. 90	
<i>Special and minority employees:</i>		
For the employment of Joel Grayson in the document room ( <i>acts May 24, 1924, vol. 43, pp. 149-152; May 13, 1926, vol. 44, p. 543</i> )	3, 300. 00	
For six minority employees, at \$2,500 each, authorized and named in the resolution of December 5, 1923 ( <i>H. Res. 200</i> )	15, 000. 00	
To continue employment of the assistant foreman of the folding room authorized in the resolution of September 30, 1913	1, 742. 16	
To continue employment of the person named in the resolution of April 28, 1914, as a laborer	1, 140. 00	
To continue employment of the laborer authorized and named in the resolution of December 19, 1901	1, 140. 00	
Successors to any of the employees provided for in the five preceding paragraphs may be named by the House of Representatives at any time.		
Clerk, under the direction of the Clerk of the House, named in the resolution of February 13, 1923	2, 740. 00	
Total	\$25, 062. 16	
<i>Office of majority floor leader:</i>		
Legislative clerk ( <i>acts May 24, 1924, vol. 43, pp. 149-152; May 13, 1926, vol. 44, p. 543</i> )	3, 600. 00	
Clerk ( <i>same acts</i> )	2, 880. 00	
Assistant clerk ( <i>same acts</i> )	1, 830. 00	
Janitor ( <i>same acts</i> )	1, 310. 00	
Total	\$9, 620. 00	
<i>Conference minority:</i>		
Clerk ( <i>same acts</i> )	2, 880. 00	
Assistant clerk ( <i>same acts</i> )	1, 830. 00	
Janitor ( <i>same acts</i> )	1, 310. 00	
The foregoing employees to be appointed by the minority leader.		
Total	\$6, 020. 00	
To continue the employment of messengers in the majority and minority caucus rooms, to be appointed by the majority and minority whips, respectively, at \$1,520 each ( <i>same acts</i> )	3, 040. 00	
<i>Post office:</i>		
Postmaster ( <i>acts May 24, 1924, vol. 43, pp. 148-152; May 13, 1926, vol. 44, pp. 543-544</i> )	4, 200. 00	
Assistant postmaster ( <i>same acts</i> )	2, 570. 00	
Registry and money-order clerk ( <i>same acts</i> )	1, 830. 00	
Thirty-four messengers (including one to superintend transportation of mails), at \$1,520 each ( <i>same acts</i> )	51, 680. 00	
For the employment of substitute messengers, and extra services of regular employees at the rate of not to exceed \$125 per month each ( <i>same acts</i> )	1, 000. 00	
Laborer ( <i>same acts</i> )	1, 010. 00	
Total	\$62, 290. 00	
For the purchase, exchange, maintenance, and repair of motor vehicles for carrying the mails ( <i>same acts</i> )	3, 400. 00	
<i>Official reporters of debates:</i>		
Six official reporters of the proceedings and debates of the House, at \$6,000 each ( <i>same acts</i> )	36, 000. 00	
Assistant ( <i>same acts</i> )	3, 000. 00	
Six expert transcribers, at \$1,520 each ( <i>same acts</i> )	9, 120. 00	
Janitor ( <i>same acts</i> )	1, 220. 00	
Total	\$49, 340. 00	
<i>Committee stenographers:</i>		
Four stenographers to committees, at \$6,000 each ( <i>same acts</i> )	24, 000. 00	
Janitor ( <i>same acts</i> )	1, 220. 00	
Total	\$25, 220. 00	
Total salaries of officers and employees	\$854, 751. 06	\$846, 168. 10
Wherever the words "during the session" occur in the foregoing paragraphs they shall be construed to mean the 213 days from December 1, 1927, to June 30, 1928, inclusive.		

*Estimates of appropriations required for the service of the fiscal year ending June 30, 1928—Continued*

General object (title of appropriation), date of acts, reference to Statutes at Large, or to Revised Statutes, and estimated amount required for each detailed object	Total amount to be appropriated under each head of appropriation	Amount appropriated for the fiscal year ending June 30, 1927
<b>Clerk Hire, Members and Delegates, House of Representatives—</b> For clerk hire necessarily employed by each Member, Delegate, and Resident Commissioner in the discharge of his official and representative duties ( <i>acts May 24, 1924, vol. 43, p. 152; May 13, 1926, vol. 44, p. 544</i> )-----	\$1,760,000.00	\$1,760,000.00
<b>Contingent Expenses, House of Representatives—</b> For miscellaneous items, exclusive of salaries and labor, unless specifically ordered by the House of Representatives, and including reimbursement to the official stenographers to committees for the amounts actually and necessarily paid out by them for transcribing hearings ( <i>act May 13, 1926, vol. 44, pp. 544-545</i> )-----	\$75,000.00	
For stenographic reports of hearings of committees other than special and select committees ( <i>same act</i> )-----	15,000.00	
For expenses of special and select committees authorized by the House ( <i>same act</i> )-----	40,000.00	
For telegraph and telephone service, exclusive of personal services ( <i>same act</i> )	60,000.00	
For materials for folding ( <i>same act</i> )-----	5,000.00	
For furniture and materials for repairs of the same, including not to exceed \$13,000 for labor, tools, and machinery for furniture repair shops and including not to exceed \$10,000 for material and labor to reconstruct office cabinets and to convert roll-top desks into flat-top desks ( <i>same act</i> )	38,000.00	
For stationery for Representatives, Delegates, and Resident Commissioners, including \$5,000 for stationery for the use of the committees and officers of the House ( <i>same act</i> )-----	60,000.00	
For postage stamps: Postmaster ( <i>same act</i> )-----	250.00	
Clerk ( <i>same act</i> )-----	450.00	
Sergeant at Arms ( <i>same act</i> )-----	300.00	
Doorkeeper ( <i>same act</i> )-----	150.00	
Total-----	\$1,150.00	
For driving, maintenance, repair, and operation of an automobile for the Speaker ( <i>same act</i> )-----	3,000.00	
For packing boxes ( <i>same act</i> )-----	4,500.00	
For folding speeches and pamphlets, at a rate not exceeding \$1 per thousand ( <i>same act</i> )-----	8,000.00	
Total-----	309,650.00	313,650.00
<b>Clerical Assistance—</b> For assistance rendered during the calendar years 1926 and 1927, in compiling lists of reports to be made to Congress by public officials; compiling copy and revising proofs for the House portion of the Official Register; preparing and indexing the statistical reports of the Clerk of the House; compiling the telephone and Members' directories; preparing and indexing the daily Calendars of Business; preparing the official statement of Members' voting records; preparing list of congressional nominees, and statistical summary of elections; preparing and indexing questions of order printed in the appendix to the Journal pursuant to House Rule III; and for recording and filing statements of political committees and candidates for election to the House of Representatives pursuant to the Federal corrupt practices act, 1925 ( <i>same act</i> )-----	5,000.00	5,000.00
Appropriation for 1927 not asked for 1928-----		4,000.00
Total, House of Representatives-----	7,511,901.06	7,511,318.10
<b>LEGISLATIVE MISCELLANEOUS</b>		
<b>Salaries, Capitol Police—</b> Captain, \$2,150; three lieutenants, at \$1,520 each; two special officers, at \$1,520 each; three sergeants, at \$1,410 each; forty-four privates, at \$1,360 each, one-half of said privates to be selected by the Sergeant at Arms of the Senate and one-half by the Sergeant at Arms of the House; in all ( <i>acts May 24, 1924, vol. 43, p. 149; May 13, 1926, vol. 44, p. 545</i> )-----	73,820.00	73,820.00
<b>Contingent Fund, Capitol Police—</b> For contingent expenses ( <i>act May 13, 1924, vol. 44, p. 545</i> )-----	200.00	200.00
<b>Uniforms for Capitol Police—</b> For purchasing and supplying uniforms and motor cycles to Capitol police ( <i>same act</i> )-----	3,750.00	3,750.00
One-half of the foregoing amounts under "Capitol police" shall be disbursed by the Secretary of the Senate and one-half by the Clerk of the House.		
<b>Salaries and Expenses, Joint Committee on Printing—</b> For clerk, \$4,000; inspector, under section 20 of the act approved January 12, 1895, \$2,490; assistant clerk and stenographer, \$2,100; for expenses of compiling, preparing, and indexing the Congressional Directory, \$1,600; in all, \$10,190, one-half to be disbursed by the Secretary of the Senate and the other half to be disbursed by the Clerk of the House ( <i>acts May 24, 1924, vol. 43, p. 149; May 13, 1926, vol. 44, p. 545</i> )-----	10,190.00	10,190.00
<b>Office of Legislative Counsel—</b> For salaries and expenses of maintenance of the office of Legislative Counsel, as authorized by section 1303 of the revenue act of 1918 as amended by section 1101 of the revenue act of 1924, \$50,000, of which \$25,000 shall be disbursed by the Secretary of the Senate and \$25,000 by the Clerk of the House of Representatives ( <i>act May 13, 1926, vol. 44, p. 545</i> )-----	50,000.00	50,000.00

## Estimates of appropriations required for the service of the fiscal year ending June 30, 1928—Continued

General object (title of appropriation), date of acts, reference to Statutes at Large, or to Revised Statutes, and estimated amount required for each detailed object				Total amount to be appropriated under each head of appropriation	Amount appropriated for the fiscal year ending June 30, 1927
<b>Statement of Appropriations—</b>					
For preparation, under the direction of the Committee on Appropriations of the Senate and House of Representatives of the statements for the second session of the Sixty-ninth Congress, showing appropriations made, indefinite appropriations, and contracts authorized, together with a chronological history of the regular appropriation bills, as required by law, \$4,000, to be paid to the persons designated by the chairmen of said committees to do the work: <i>Provided</i> , That in lieu of the data relating to offices created and omitted and salaries increased and reduced, the statement shall hereafter contain such additional information concerning estimates and appropriations as the committees may deem necessary ( <i>act May 13, 1926, vol. 44, p. 545</i> )				\$4,000.00	\$4,000.00
Total, Legislative Miscellaneous				141,960.00	141,960.00
<b>OFFICE OF ARCHITECT OF THE CAPITOL</b>					
<b>Salaries, Office of Architect of the Capitol—</b>					
Salaries: Architect of the Capitol, \$6,000; chief clerk, \$3,150; civil engineer, \$2,770; two clerks, at \$1,840 \$2,100 each; compensation to disbursing clerk, \$1,000; laborers—one at \$1,104, two at \$1,010 each, two at \$950 each; forewoman of charwomen, \$760; twenty-one charwomen, at \$412.80 each; in all ( <i>act May 13, 1926, vol. 44, p. 546</i> )				31,572.80	31,052.80
<b>Elevator Conductors—</b>					
For forty-eight elevator conductors, including fourteen for the Senate Office Building and fourteen for the House Office Building, at \$1,520 each ( <i>act May 13, 1926, vol. 44, p. 546</i> )				72,960.00	72,960.00
<b>Capitol Buildings and Repairs—</b>					
*Capitol Buildings: For every object of expenditure requisite for the Capitol Building under the jurisdiction of the Architect of the Capitol, including improvements, maintenance, and repair, equipment, supplies, material and appurtenances, all necessary personal and other services; including cleaning and repairing works of art; purchase or exchange, maintenance, and driving of motor-propelled, passenger-carrying office vehicles; and not exceeding \$200 for the purchase of technical and necessary reference books and city directory ( <i>act May 13, 1926, vol. 44, p. 546</i> )				*100,735.80	81,740.00
	Rate	Estimated expenditures, 1928 appropriation	Estimated expenditures, 1927 appropriation	Expended and obligated, 1926	
<b>Salaries:</b>		<b>Number</b>	<b>Number</b>	<b>Number</b>	
Bookkeeper and accountant per annum	\$2,600.00	1		1	
Superintendent of construction per annum	2,400.00	1	1	1	
Storekeeper do	1,827.00	1	1	1	
Decorator and foreman do	2,520.00	1	1	1	
Carpenter (foreman) do	2,202.00	1	1	1	
Carpenter do	2,066.40	1	1	1	
Painter do	1,896.00	1	1	1	
Metal worker do	2,016.00	1	1	1	
Laborer do	1,200.00	1	1	1	
Laborers (3 at \$992.64 each) do	2,977.92	3	3	3	
Laborers (2 at \$1,200 each) do	2,400.00	2	2	2	
Laborer do	1,200.00	1	1	1	
Do do	1,500.00	1			
Do do	1,304.00	1	2	2	
Do do	991.68	1	1	1	
Do do	1,155.00	1	1	1	
Do do	1,566.60	1	1	1	
Do do	403.20	1	1	1	
		21	20	21	
<b>Wages:</b>					
Carpenters per day	10.00				
Painters do	9.50				
Plumbers do	11.00				
Plasterers do	13.00				
Bricklayers do	13.00				
Salaries		\$32,285.80	\$29,429.80	\$32,840.05	
Wages, miscellaneous and temporary		5,000.00	5,000.00	16,505.57	
01 Total personal services		37,285.80	34,429.80	49,345.62	
Supplies and materials:					
0200 Stationery and books		200.00	100.00	153.99	
0280 Sundry supplies (material)		15,800.00	14,060.20	11,356.20	
02 Total supplies and materials		16,000.00	14,160.20	11,510.19	
12 Repairs and alterations		43,950.00	20,850.00	10,779.00	
13 Special and miscellaneous current expenses		1,500.00	2,500.00	1,593.27	
30 Passenger-carrying vehicles		2,000.00	2,500.00	1,686.25	
Reserved for unsettled obligations				1,075.67	
Total		100,735.80	74,440.00	75,990.00	

\* Items of appropriations preceded by an asterisk have been consolidated and abridged in pursuance with suggestions from House Committee on Appropriations.



*Estimates of appropriations required for the service of the fiscal year ending June 30, 1928—Continued*

General object (title of appropriation), date of acts, reference to Statutes at Large, or to Revised Statutes, and estimated amount required for each detailed object					Total amount to be appropriated under each head of appropriation	Amount appropriated for the fiscal year ending June 30, 1927
<b>Improving the Capitol Grounds—</b> Capitol Grounds: For care and improvement of grounds surrounding the Capitol, Senate and House Office Buildings, [pay of one clerk, mechanics, gardeners,] and for all necessary personal and other services, care of trees, plantings, fertilizers, repairs to pavements, walks, and roadways, including purchase of waterproof wearing apparel; and for snow removal by hire of men and equipment or under contract without compliance with sections 3709 and 3744 of the Revised Statutes of the United States (act May 18, 1926, vol. 44, p. 546) -----					\$74, 792. 20	\$74, 918. 00
	Rate per annum	Estimated expenditures, 1928 appropriation	Estimated expenditures, 1927 appropriation	Expended and obligated, 1926		
		Number	Number	Number		
Landscape gardener .....	\$3, 300. 00	1	1	1		
Clerk .....	2, 500. 00	1	1	1		
2 gardeners (\$2,000 and \$1,680) .....	3, 680. 00	2	2	2		
Tree expert .....	1, 411. 92	1	1	1		
3 laborers (\$1,237.50 each) .....	3, 712. 50	3	3	3		
1 laborer, 1 mechanic (\$1,200 each) .....	2, 400. 00	2	2	1		
1 laborer .....	1, 200. 00	1	1	1		
6 laborers (\$1,155 each) .....	6, 930. 00	6	6	6		
2 laborers (\$1,125 each) .....	2, 250. 00	2	2	2		
3 laborers (\$1,080 each) .....	3, 240. 00	3	3	3		
3 laborers (\$1,000 each) .....	3, 000. 00	3	3	3		
3 laborers (\$910 each) .....	2, 730. 00	3	3	4		
1 laborer .....	950. 40	1	1	1		
1 laborer .....	831. 00	1	1	1		
3 laborers (\$1,095 each) .....	3, 285. 00	3	4	4		
1 laborer .....	1, 155. 00	1	1	1		
1 laborer (mechanician) .....	1, 260. 00	1	1	1		
Laborers, at \$3.50 per day .....						
		35	36	36		
Estimated salaries and wages .....	\$43, 835. 82		\$43, 961. 62			
Miscellaneous and temporary labor .....	2, 038. 28		2, 038. 28			
01 Total personal services .....	45, 874. 10		45, 999. 90			
02 Sundry supplies .....	5, 000. 00		5, 000. 00	5, 425. 65		
12 Repairs and alterations .....	13, 550. 00		18, 550. 00	12, 349. 75		
30 Equipment .....	4, 000. 00		4, 000. 00	3, 027. 01		
13 Special and miscellaneous current expenses .....	6, 368. 10		1, 368. 10	3, 627. 87		
Reserved for unpaid obligations .....				590. 15		
Total .....	74, 792. 20		74, 918. 00	67, 368. 00		
<b>Senate and House Garages and Maltby Building—</b> For repairs and improvements to Senate and House garages and Maltby Building, including personal services (act May 13, 1926, vol. 44, p. 546) -----					1, 500. 00	1, 500. 00
		Estimated expenditures, 1928 appropriation	Estimated expenditures, 1927 appropriation	Expended and obligated, 1926		
01 Miscellaneous and temporary labor at current rates .....	\$700. 00		\$100. 00	\$1, 269. 77		
02 Sundry supplies .....	200. 00		400. 00	172. 96		
12 Repairs .....	500. 00		500. 00	47. 29		
13 Special and miscellaneous current expenses .....	50. 00		200. 00			
30 Equipment .....	50. 00		300. 00			
Reserved for unsettled obligations .....				9. 98		
Total .....	1, 500. 00		1, 500. 00	1, 500. 00		
<b>Maintenance, Senate Office Building—</b> *Senate Office Building: For maintenance, miscellaneous items and supplies, including furniture, furnishings and equipment, and for labor and material incident thereto and repairs thereof; and for all necessary personal and other services for the care and operation of the Senate Office Building, under the direction and supervision of the Senate Committee on Rules (acts May 13, 1926, vol. 44, p. 546; July 3, 1926, vol. 44, p. 843) -----					*87, 854. 00	104, 353. 80
<b>Maintenance, House Office Building—</b> House Office Building: For maintenance, including miscellaneous items, and for all necessary services (acts May 13, 1926, vol. 44, p. 546; July 3, 1926, vol. 44, p. 843) -----					107, 610. 20	115, 717. 00

\* Items of appropriations preceded by an asterisk have been consolidated and abridged in pursuance with suggestions from House Committee on Appropriations.

*Estimates of appropriations required for the service of the fiscal year ending June 30, 1928—Continued*

General object (title of appropriation), date of acts, reference to Statutes at Large, or to Revised Statutes, and estimated amount required for each detailed object	Total amount to be appropriated under each head of appropriation	Amount appropriated for the fiscal year ending June 30, 1927
<b>Capitol Power Plant—</b>		
*Capitol power plant: For lighting, heating, and power for the Capitol, Senate and House Office Buildings, [and] Congressional Library Building, and the grounds about the same, Coast and Geodetic Survey, the Union Station group of temporary housing, Botanic Gardens, Senate garage, House garage, Maltby Building, [and] folding and storage rooms of the Senate, Government Printing Office, and Washington City post office; pay of superintendent of meters at the rate of \$1,940 per annum and \$300 additional for the maintenance of an automobile for his use, who shall inspect all gas and electric meters of the Government in the District of Columbia without additional compensation; for necessary personal and other services; and for fuel, oil, materials and labor, advertising, purchase of waterproof wearing apparel, in connection with the maintenance and operation of the heating, lighting, and power plant and substations connected therewith (acts May 13, 1926, vol. 44, p. 546, 547; July 3, 1926, vol. 44, p. 848) -----	*\$384, 906. 00	\$411, 933. 60
The Department of the Interior, the Public Health Service, the Coast and Geodetic Survey, the Union Station group of temporary housing, the Government Printing Office, and the Washington City post office shall reimburse the Capitol power plant for heat, light, and power furnished during the fiscal year [1927] 1928, and the amounts so reimbursed shall be credited to the appropriations for the said plant, and be available for the purposes named therein.		
NOTE.—Detailed statements of proposed expenditures for the Senate Office Building to be submitted to the Senate Committee on Rules having charge of the building; and detailed statements of proposed expenditures for the House Office Building and Capitol power plant to be submitted to the House Office Building Commission having charge of the appropriations.		
The [foregoing] appropriations under the Architect of the Capitol may be expended without reference to section 4 of the act approved June 17, 1910, concerning purchases for executive departments.		
Appropriations herein made under the control of the Architect of the Capitol shall be available for expenses of travel on official business not to exceed in the aggregate under all funds the sum of \$1,000.		
<b>Library Building and Grounds—</b>		
Salaries: Chief engineer, \$2,520; chief electrician, \$2,520; decorator, \$2,000; painter, \$1,728; assistant engineers—one \$1,860; two at \$1,764 each; one \$1,728; machinists—[one] two, \$1,764; [one, \$1,728]; [two] three assistant electricians at \$1,800 each; carpenters—one, \$1,800; one, \$1,728; plumber, \$1,740; skilled laborers—two at \$1,320 each; five at \$1,260 each; one general mechanic, \$1,800; two laborers at \$1,020 each; in all (act May 13, 1926, vol. 44, p. 547) -----	42, 860. 00	37, 184. 00
For trees, shrubs, plants, fertilizers, and skilled labor for the grounds of Library of Congress and for repointing and repairing masonry wall around Library grounds (same act) -----	2, 500. 00	2, 500. 00
*For every object of expenditure requisite for the Library Building under the jurisdiction of the Architect of the Capitol, including improvements, maintenance and repair, equipment, supplies, material, and appurtenances, all necessary personal and other services in connection with the mechanical and structural maintenance of said building (same act) -----	*23, 300. 00	15, 000. 00
For furniture, including partitions, screens, shelving, and electrical work pertaining thereto and repairs thereof (same act) -----	19, 000. 00	12, 000. 00
For two card catalogue cases of special design and size, for extension of the catalogues of the main reading room and of the catalogue division of the Library, to be immediately available (submitted) -----	12, 000. 00	
[For improving ventilation of north and south bookstacks] -----		12, 000. 00
[For metal and wood furniture and other furnishings for equipping the new bookstack in the northeast court of the Library Building] -----		13, 000. 00
Appropriations for 1927 not asked for 1928:		
To complete the construction of new bookstacks in the northeast court of the Library of Congress -----		400, 000. 00
Enlarging the Capitol Grounds -----		1, 331, 958. 37
Subway transportation -----		5, 000. 00
Total under Architect of the Capitol -----	961, 591. 00	2, 722, 817. 57

\* Items of appropriations preceded by an asterisk have been consolidated and abridged in pursuance with suggestions from House Committee on Appropriations.

*Estimates of appropriations required for the service of the fiscal year ending June 30, 1928—Continued*

General object (title of appropriation), date of acts, reference to Statutes at Large, or to Revised Statutes, and estimated amount required for each detailed object				Total amount to be appropriated under each head of appropriation	Amount appropriated for the fiscal year ending June 30, 1927
<b>BOTANIC GARDEN</b>					
<b>Salaries, Botanic Garden—</b>					
Salaries: For the director and other personal services in accordance with the classification act of 1923, <b>[\$77,544] \$86,507</b> ; all under the direction of the Joint Committee on the Library ( <i>act May 13, 1926, vol. 44, p. 548</i> )				<b>\$86, 507. 00</b>	<b>\$77, 544. 00</b>
	Estimated expenditures, 1928 appropriation	Estimated expenditures, 1927 appropriation	Expended and obligated, 1926		
<b>Salaries:</b>					
Professional service—	<i>Average—</i>	<i>Average—</i>	<i>Average—</i>		
Grade 4, \$3,800 to \$5,000; average, \$4,400—	No. Salary	No. Salary	No. Salary		
Scientist (director).....	1 \$4,600	1 \$4,400	1 \$4,400		
Subprofessional service—					
Grade 8, \$2,400 to \$3,000; average, \$2,700—					
Assistant director of gardens.....	1 2,700	1 2,600	1 2,500		
Grade 5, \$1,680 to \$2,040; average, \$1,860—					
Foreman gardener.....	1 1,860	1 1,860	1 1,860		
Grade 4, \$1,500 to \$1,860; average, \$1,680—					
Head gardener.....	3 1,660	3 1,640	3 1,620		
Grade 3, \$1,320 to \$1,680; average, \$1,500—					
Gardener.....	5 1,500	5 1,476	5 1,416		
Grade 2, \$1,140 to \$1,500; average, \$1,320—					
Assistant gardener.....	9 1,233	7 1,200	6 1,160		
Grade 1, \$900 to \$1,260; average, \$1,080—					
Minor scientific helper.....			1 1,140		
Clerical, administrative, and fiscal service—					
Grade 5, \$1,860 to \$2,400; average, \$2,111.42—					
Senior clerk (chief clerk).....	1 2,200	1 2,100	1 2,000		
Grade 3, \$1,500 to \$1,860; average, \$1,680—					
Assistant clerk.....	1 1,500				
Grade 1, \$1,140 to \$1,500; average, \$1,320—					
Junior typist.....	1 1,440	1 1,440	1 1,440		
Under clerk.....	3 1,320	3 1,320	3 1,320		
Custodial service—					
Grade 7, \$1,680 to \$2,040; average, \$1,860—					
Senior mechanic.....	2 1,860	2 1,800	2 1,740		
Grade 6, \$1,500 to \$1,860; average, \$1,680—					
Mechanic.....	2 1,590	2 1,530	1 1,500		
Grade 5, \$1,320 to \$1,680; average, \$1,500—					
Junior mechanic (painter).....	1 1,320	1 1,320	1 1,320		
Grade 3, \$1,020 to \$1,260; average, \$1,140—					
Minor mechanic.....	2 1,170	2 1,140	2 1,080		
Guard (watchman).....	6 1,140	6 1,140	6 1,140		
Senior laborer.....	22 1,110	19 1,099	19 1,184		
Grade 2, \$900 to \$1,140; average, \$1,020—					
Junior laborer (charwoman).....	1 657	1 657	1 657		
Junior laborer.....	1 960	1 900	1 900		
Grade 1, \$600 to \$780; average, \$690—					
Junior messenger.....	2 615	1 600	1 600		
Total average number of employees.....	65	58 1/2	57 1/2		
Total salaries.....	86,507	77,544	75,257		
The difference between 1928 and 1927 is due to—					
Increase in force.....	\$7,090				
Increase in salaries.....	1,873				
Total increase.....	8,963				
<b>Improving Botanic Garden—</b>					
Repairs and improvements: For procuring manure, soil, tools, purchasing trees, shrubs, plants, and seeds; materials and miscellaneous supplies, including rubber boots and aprons when required for use by employees in connection with their work; traveling expenses and per diem in lieu of subsistence of the director and his assistants not to exceed \$475; street-car fares not exceeding \$25; office equipment and contingent expenses in connection with repairs and improvements to Botanic Garden; exchange, care, and maintenance of motor-propelled vehicles; purchase of botanical books, periodicals, and books of reference, not to exceed \$100; general repairs to buildings, greenhouses, heating apparatus, packing sheds, storerooms, and stables; painting, glazing, repairs to foot-walks and roadways; repairing and putting comfort stations in sanitary condition; repairs and improvements to director's residence; all under the direction of the Joint Committee on the Library ( <i>act May 13, 1926, vol. 44, p. 548</i> )				<b>57, 800. 00</b>	<b>47, 300. 00</b>
The sum of \$150 may be expended at any one time by the Botanic Garden for the purchase of plants, trees, shrubs, and other nursery stock, without reference to section 3709 of the Revised Statutes of the United States.					
[Within thirty days after the approval of this act the Secretary of War is authorized to deliver to the Botanic Garden, without payment therefor, four trucks.]					

*Estimates of appropriations required for the service of the fiscal year ending June 30, 1928—Continued*

General object (title of appropriation), date of acts, reference to Statutes at Large, or to Revised Statutes, and estimated amount required for each detailed object				Total amount to be appropriated under each head of appropriation	Amount appropriated for the fiscal year ending June 30, 1927
<b>Improving Botanic Garden—Continued.</b> [Any unexpended balance of the appropriation of \$5,000 "to enable the Joint Committee on the Library to carry out the provisions of the joint resolution entitled 'Joint resolution providing for the procurement of a design for the use of grounds in the vicinity of the Mall by the United States Botanic Garden,' approved January 7, 1925," is reappropriated and made available for the same purposes for the fiscal years 1926 and 1927 for expenditure by contract or otherwise as the joint committee may direct including services heretofore employed or rendered.]					
	Estimated expenditures, 1928 appropriation	Estimated expenditures, 1927 appropriation	Expended and obligated, 1926		
Supplies and materials:					
0222 Periodicals and books.....	\$100.00	\$100.00	\$80.69		
0284 Miscellaneous materials and supplies.....	10,000.00	10,000.00	8,337.81		
02 Total supplies and materials.....	10,100.00	10,100.00	8,418.50		
Travel expenses:					
0601 Railway fares.....	275.00	275.00	51.35		
0630 Per diem in lieu of subsistence.....	100.00	100.00	28.00		
0650 Chair-car fare.....	100.00	100.00	12.02		
0610 Local transportation.....	25.00	25.00	18.00		
06 Total travel expenses.....	500.00	500.00	109.37		
07 Transportation of things (mail and delivery service).....	7,000.00	5,000.00	6,105.22		
12 Repairs and alterations.....	25,000.00	20,000.00	8,730.72		
Equipment:					
3012 Tables, desks, and other depositories.....	200.00	200.00	115.55		
3021 Botanic Garden stock.....	10,000.00	8,500.00	9,409.22		
30 Total equipment.....	10,200.00	8,700.00	9,524.77		
32 Care and maintenance of Fort Davis and Poplar Point nurseries.....	5,000.00	3,000.00	2,924.43		
Total.....	57,800.00	47,300.00	35,813.01		
Total, Botanic Garden.....				\$144,307.00	\$124,844.00
<b>LIBRARY OF CONGRESS</b>					
<b>Salaries, Library of Congress—</b> For the Librarian, chief assistant librarian, and other personal services in accordance with the classification act of 1923 ( <i>act May 18, 1926, vol. 44, p. 548</i> ).....				569,305.00	518,585.00
	Estimated expenditures, 1928 appropriation	Estimated expenditures, 1927 appropriation	Expended and obligated, 1926		
<b>Salaries:</b>					
Professional and scientific service—					
Grade 6, \$7,500—	Average—	Average—	Average—		
Librarian of Congress.....	No. 1 Salary \$7,500	No. 1 Salary \$7,500	No. 1 Salary \$7,500		
Grade 5, \$5,200 to \$6,000; average, \$5,600—					
Chief assistant librarian.....	1 5,200	1 5,200	1 6,000		
Senior librarian.....	3 5,400	3 5,200	3 5,200		
Grade 4, \$3,800 to \$5,000; average, \$4,400—					
Librarian.....	8 4,075	8 3,900	8 3,800		
Librarian (European representative).....	1 3,800	1 3,800			
Grade 3, \$3,000 to \$3,600; average, \$3,300—					
Associate librarian.....	13 3,085	13 3,000	12 3,000		
Grade 2, \$2,400 to \$3,000; average, \$2,700—					
Assistant librarian.....	20 2,625	20 2,525	19 2,400		
Assistant librarian (submitted).....	1 2,400				
Grade 1, \$1,860 to \$2,400; average, \$2,100—					
Junior librarian.....	30 1,985	30 1,919	33 1,860		
Junior librarian (submitted).....	3 1,860				
Subprofessional service—					
Grade 7, \$2,100 to \$2,700; average, \$2,400—					
Principal library assistant.....	2 2,250	2 2,200	2 2,100		
Grade 6, \$1,860 to \$2,400; average, \$2,100—					
Senior library assistant.....	10 2,032	10 1,960	6 1,860		
Senior library assistant (submitted).....	1 1,860				
Grade 5, \$1,680 to \$2,040; average, \$1,860—					
Library assistant.....	19 1,794	19 1,746	15 1,680		
Grade 4, \$1,500 to \$1,860; average, \$1,680—					
Junior library assistant.....	20 1,606	20 1,560	23 1,500		
Grade 3, \$1,320 to \$1,680; average, \$1,500—					
Under library assistant.....	32 1,423	32 1,376	28 1,320		
Grade 2, \$1,140 to \$1,500; average, \$1,320—					
Minor library assistant.....	53 1,237	53 1,188	45 1,144		
Minor library assistant (submitted).....	15 1,140				

## Estimates of appropriations required for the service of the fiscal year ending June 30, 1928—Continued

General object (title of appropriation), date of acts, reference to Statutes at Large, or to Revised Statutes, and estimated amount required for each detailed object	Total amount to be appropriated under each head of appropriation		Amount appropriated for the fiscal year ending June 30, 1927
<i>Salaries, Library of Congress—Continued.</i>			
	Estimated expenditures, 1928 appropriation	Estimated expenditures, 1927 appropriation	Expended and obligated, 1926
Salaries—Continued.			
Subprofessional service—Continued.			
Grade 1, \$900 to \$1,260; average, \$1,080—	Average— No. 3	Average— No. 3	Average— No. 5
Library aid.....	Salary \$1,000	Salary \$960	Salary \$900
Library aid (submitted).....	6 900		
Clerical, administrative, and fiscal service—			
Grade 11, \$3,800 to \$5,000; average, \$4,400—			
Administrative officer.....	1 4,000	1 3,800	
Grade 10, \$3,300 to \$3,900; average, \$3,600—			
Junior administrative officer.....	0 0	0 0	1 3,800
Grade 9, \$3,000 to \$3,600; average, \$3,300—			
Senior administrative assistant.....	1 3,200	1 3,100	1 3,000
Grade 7, \$2,400 to \$3,000; average, \$2,700—			
Junior administrative assistant.....	1 2,600	1 2,500	1 2,400
Grade 6, \$2,100 to \$2,700; average, \$2,400—			
Principal clerk.....	1 2,400	1 2,300	1 2,100
Grade 5, \$1,860 to \$2,400; average, \$2,100—			
Senior translator.....	1 2,000	1 1,920	
Grade 4, \$1,680 to \$2,040; average, \$1,860—			
Clerk.....	3 1,820	3 1,760	3 1,680
Clerk-stenographer.....	3 1,860	3 1,800	3 1,680
Grade 3, \$1,500 to \$1,860; average, \$1,680—			
Assistant clerk.....	2 1,650	2 1,590	2 1,500
Assistant clerk-stenographer.....	2 1,620	2 1,560	2 1,500
Grade 2, \$1,320 to \$1,680; average, \$1,500—			
Junior clerk.....	4 1,455	4 1,410	4 1,320
Junior clerk-stenographer.....	9 1,440	9 1,387	9 1,320
Junior clerk-typist.....	4 1,410	4 1,365	4 1,320
Grade 1, \$1,140 to \$1,500; average, \$1,320—			
Underclerk.....	8 1,245	8 1,208	10 1,146
Underclerk-typist.....	7 1,217	7 1,183	4 1,140
Underphotographer.....	2 1,260	2 1,200	2 1,140
Custodial service—			
Grade 4, \$1,140 to \$1,500; average, \$1,320—			
Head messenger.....	1 1,440	1 1,380	1 1,200
Senior guard.....	1 1,200	1 1,200	1 1,200
Grade 3, \$1,020 to \$1,260; average, \$1,140—			
Guard.....	4 1,140	4 1,140	
Messenger.....	26 1,096	26 1,082	35 1,041
Grade 1, \$600 to \$780; average, \$690—			
Junior messenger.....	2 660	2 660	4 660
Total number of employees.....	325	299	293
Total salaries.....	569,305	518,585	483,153
The difference between 1928 and 1927 is due to—			
By reallocation.....			\$1,320
Increase in force.....			32,340
Increase in salaries.....			17,060
Total.....			50,720
Copyright Office: For the register of copyrights, assistant register, and other personal services in accordance with the classification act of 1923 (act May 13, 1926, vol. 44, p. 548).....			
		\$172, 880. 00	\$165, 640. 00

Copyright Office: For the register of copyrights, assistant register, and other personal services in accordance with the classification act of 1923 (act May 13, 1926, vol. 44, p. 548).....

\$172, 880. 00

\$165, 640. 00

	Estimated expenditures, 1928 appropriation		Estimated expenditures, 1927 appropriation		Expended and obligated, 1926	
Salaries:						
Professional and scientific service—						
Grade 3, \$3,000 to \$3,600; average, \$3,300—	Average—		Average—		Average—	
Associate attorney	No. 1	Salary \$3,200	No. 1	Salary \$3,100	No. 1	Salary \$3,000
Grade 2, \$2,400 to \$3,000; average, \$2,700—						
Assistant attorney	1	2,700	1	2,600	1	2,400
Subprofessional service—						
Grade 7, \$2,100 to \$2,700; average, \$2,400—						
Principal library assistant	1	2,100	1	2,100	-----	
Grade 6, \$1,860 to \$2,400; average, \$2,100—						
Senior library assistant	5	1,900	5	1,872	3	1,860
Grade 5, \$1,680 to \$2,040; average, \$1,860—						
Library assistant	3	1,740	3	1,720	4	1,680
Grade 4, \$1,500 to \$1,860; average, \$1,680—						
Junior library assistant	4	1,530	4	1,515	2	1,500
Grade 3, \$1,320 to \$1,680; average, \$1,500—						
Under library assistant	12	1,425	12	1,380	13	1,338
Clerical, administrative, and fiscal service—						
Grade 12, \$5,200 to \$6,000; average, \$5,600—						
Senior administrative officer	1	5,400	1	5,200	1	5,200
Grade 10, \$3,300 to \$3,900; average, \$3,600—						
Junior administrative officer	1	3,500	1	3,400	1	3,300
Grade 8, \$2,700 to \$3,300; average, \$3,000—						
Administrative assistant					1	2,700
Grade 7, \$2,400 to \$3,000; average, \$2,700—						
Junior administrative assistant	3	2,700	3	2,600	1	2,400
Grade 6, \$2,100 to \$2,700; average, \$2,400—						
Principal clerk	4	2,325	4	2,250	6	2,166
Principal accounting and auditing assistant	1	2,100	1	2,100	-----	
Grade 5, \$1,860 to \$2,400; average, \$2,100—						
Senior clerk	6	2,050	6	1,980	5	1,908

*Estimates of appropriations required for the service of the fiscal year ending June 30, 1928—Continued*

General object (title of appropriation), date of acts, reference to Statutes at Large, or to Revised Statutes, and estimated amount required for each detailed object				Total amount to be appropriated under each head of appropriation	Amount appropriated for the fiscal year ending June 30, 1927
<b>Salaries, Library of Congress—Continued.</b>					
	Estimated expenditures, 1928 appropriation	Estimated expenditures, 1927 appropriation	Expended and obligated, 1926		
Salaries—Continued.					
Clerical, administrative, and fiscal service—Contd.					
Grade 4, \$1,680 to \$2,040; average, \$1,860—					
Clerk.....	Average— No. 3 Salary \$1,840	Average— No. 3 Salary \$1,900	Average— No. 2 Salary \$1,780		
Accounting and auditing assistant.....			1 1,680		
Grade 3, \$1,500 to \$1,860; average, \$1,680—					
Assistant clerk.....	13 1,628	13 1,578	14 1,513		
Senior stenographer.....	2 1,710	2 1,680	1 1,680		
Grade 2, \$1,320 to \$1,680; average, \$1,500—					
Junior clerk.....	16 1,459	16 1,418	21 1,351		
Junior clerk-typist.....	2 1,440	2 1,380	2 1,320		
Junior stenographer.....	7 1,448	7 1,414	4 1,440		
Grade 1, \$1,140 to \$1,500; average, \$1,320—					
Underclerk.....	14 1,208	14 1,174	16 1,151		
Custodial service—					
Grade 3, \$1,020 to \$1,260; average, \$1,140—					
Messenger.....	2 1,020	2 1,020	2 1,020		
Grade 1, \$600 to \$780; average, \$690—					
Junior messenger (submitted).....	1 660				
01 Total number of employees.....	103	102	102		
Total salaries.....	172,880	165,640	159,765		
The difference between 1923 and 1927 is due to—					
Reallocation.....	\$1,920				
Increase in force.....	660				
Increase in salaries.....	4,660				
Total.....	7,240				
Legislative Reference Service: To enable the Librarian of Congress to employ competent persons to gather, classify, and make available, in translation indexes, digests, compilations, and bulletins, and otherwise, data for or bearing upon legislation, and to render such data serviceable to Congress and committees and Members thereof, including not to exceed \$5,700 for employees engaged on piecework and work by the day or hour at rates to be fixed by the Librarian ( <i>act May 13, 1926, vol. 44, p. 549</i> )—				\$63,290.00	\$61,530.00
	Estimated expenditures, 1928 appropriation	Estimated expenditures, 1927 appropriation	Expended and obligated, 1926		
Salaries:					
Professional and scientific service—					
Grade 5, \$5,200 to \$6,000; average, \$5,600—					
Senior librarian.....	Average— No. 1 Salary \$5,400	Average— No. 1 Salary \$5,200	Average— No. 1 Salary \$5,200		
Grade 4, \$3,800 to \$5,000; average, \$4,400—					
Attorney.....	1 4,000	1 3,800	1 3,800		
Grade 3, \$3,000 to \$3,600; average, \$3,300—					
Associate librarian.....	2 3,150	2 3,050	2 3,000		
Associate attorney.....	1 3,100	1 3,000	1 3,000		
Grade 2, \$2,400 to \$3,000; average, \$2,700—					
Assistant librarian.....	3 2,633	3 2,533	2 2,400		
Assistant attorney.....	1 2,700	1 2,600	1 2,400		
Grade 1, \$1,860 to \$2,400; average, \$2,100—					
Junior librarian.....	1 2,100	1 2,000	1 1,860		
Subprofessional service—					
Grade 6, \$1,860 to \$2,400; average, \$2,100—					
Senior library assistant.....	1 2,100	1 2,000	2 1,980		
Grade 4, \$1,500 to \$1,860; average, \$1,680—					
Junior library assistant.....	3 1,580	3 1,540	3 1,500		
Grade 3, \$1,320 to \$1,680; average, \$1,500—					
Under library assistant.....	7 1,371	7 1,346	5 1,344		
Grade 2, \$1,140 to \$1,500; average, \$1,320—					
Minor library assistant.....	2 1,140	2 1,140	2 1,140		
Clerical, administrative, and fiscal service—					
Grade 6, \$2,100 to \$2,700; average, \$2,400—					
Principal clerk-stenographer.....	1 2,400	1 2,300	1 2,100		
Grade 4, \$1,680 to \$2,040; average, \$1,860—					
Photographer.....	1 1,860	1 1,860	1 1,680		
Grade 3, \$1,500 to \$1,860; average, \$1,680—					
Senior stenographer.....	1 1,680	1 1,620	1 1,500		
Grade 2, \$1,320 to \$1,680; average, \$1,500—					
Senior typist.....	1 1,500	1 1,500	1 1,440		
Grade 1, \$1,140 to \$1,500; average, \$1,320—					
Underclerk.....			1 1,140		
Custodial service—					
Grade 1, \$600 to \$780; average, \$690—					
Junior messenger.....			1 660		
Total number of employees.....	27	27	27		
Total salaries.....	57,670.00	55,910.00	56,135.75		
Special, temporary, and miscellaneous service, 5 to 7 employees.....	5,620.00	5,620.00	2,488.25		
01 Total personal services.....	63,290.00	61,530.00	58,624.00		
The difference between 1923 and 1927 is due to increase in salaries, \$1,760.					

*Estimates of appropriations required for the service of the fiscal year ending June 30, 1928—Continued*

General object (title of appropriation), date of acts, reference to Statutes at Large, or to Revised Statutes, and estimated amount required for each detailed object				Total amount to be appropriated under each head of appropriation	Amount appropriated for the fiscal year ending June 30, 1927
<b>Salaries, Library of Congress—Continued.</b> Distribution of card indexes: For the distribution of card indexes and other publications of the Library, including personal services, freight charges (not exceeding \$500), expressage, postage, traveling expenses connected with such distribution, expenses of attendance at meetings when incurred on the written authority and direction of the Librarian, and including not to exceed <b>[\$16,000]</b> \$20,000 for employees engaged on piecework and work by the day or hour at rates to be fixed by the Librarian; in all ( <i>act May 13, 1926, vol. 44, p. 549</i> )				\$111, 650. 00	\$102, 364. 00
	Estimated expenditures, 1928 appropriation	Estimated expenditures, 1927 appropriation	Expended and obligated, 1926		
Salaries:					
Professional and scientific service—					
Librarian	<i>Average—</i> No. 1 Salary \$4, 600	<i>Average—</i> No. 1 Salary \$4, 400	<i>Average—</i> No. 1 Salary \$3, 800		
Grade 2, \$2, 400 to \$3, 000; average, \$2, 700—					
Assistant librarian	5 2, 640	5 2, 540	5 2, 400		
Assistant librarian (submitted)	1 2, 400				
Grade 1, \$1, 860 to \$2, 400; average, \$2, 100—					
Junior librarian	3 1, 940	3 1, 907	3 1, 860		
Subprofessional service—					
Grade 6, \$1, 860 to \$2, 400; average, \$2, 100—					
Senior library assistant	3 1, 940	3 1, 907	3 1, 860		
Grade 5, \$1, 680 to \$2, 040; average, \$1, 860—					
Library assistant	7 1, 826	7 1, 766	7 1, 680		
Grade 4, \$1, 500 to \$1, 860; average, \$1, 680—					
Junior library assistant	3 1, 580	3 1, 540	3 1, 500		
Grade 3, \$1, 320 to \$1, 680; average, \$1, 500—					
Under library assistant	3 1, 440	3 1, 380	3 1, 320		
Grade 2, \$1, 140 to \$1, 500; average, \$1, 320—					
Minor library assistant	2 1, 200	2 1, 170	2 1, 260		
Clerical, administrative, and fiscal service—					
Grade 6, \$2, 100 to \$2, 700; average, \$2, 400—					
Principal clerk	1 2, 100	1 2, 100	1 2, 100		
Grade 4, \$1, 680 to \$2, 040; average, \$1, 860—					
Accounting and auditing assistant	2 1, 880	2 1, 830	2 1, 680		
Grade 3, \$1, 500 to \$1, 860; average, \$1, 680—					
Assistant clerk	1 1, 500	1 1, 500	1 1, 500		
Grade 2, \$1, 320 to \$1, 680; average, \$1, 500—					
Junior clerk	1 1, 560	1 1, 500	1 1, 380		
Junior clerk-typist	1 1, 440	1 1, 380	1 1, 320		
Grade 1, \$1, 140 to \$1, 500; average, \$1, 320—					
Underclerk	14 1, 238	13 1, 195	13 1, 168		
Underclerk-typist		1 1, 140	1 1, 140		
Custodial service—					
Grade 3, \$1, 020 to \$1, 200; average, \$1, 140—					
Messenger	7 1, 106	7 1, 071	4 1, 035		
Grade 1, \$800 to \$780; average, \$690—					
Junior messenger	0 0	0 0	1 660		
Total number of employees	55	54	52		
Total salaries	91, 650	86, 430	79, 411		
Special, temporary and miscellaneous service, including work by the hour	20, 000	15, 934	15, 000		
01 Total personal services	111, 650	102, 364	94, 411		
The difference between 1928 and 1927 is due to:					
Increase in force	\$2, 400				
Increase in lump sum	4, 066				
Increase in salaries	2, 820				
Total	9, 286				
<b>Temporary services: For special and temporary service, including extra special services of regular employees, at rates to be fixed by the Librarian</b> <i>(act May 13, 1926, vol. 44, p. 549)</i>				3, 000. 00	3, 000. 00
(1) It is not feasible at this time to estimate the number of persons to be employed and the rate of compensation to each. The number increases and diminishes as the necessity requires. (2) During the fiscal year ending June 30, 1926, the following number of persons were employed at the rates of compensation indicated below:					
	Estimated expenditures, 1928 appropriation	Estimated expenditures, 1927 appropriation	Expended and obligated, 1926		
Temporary services:					
Assistants			No.		
per annum			14 \$1, 860-\$12		
Do. per month			2 100-10		
Do. per diem			1 3. 50		
Do. per hour			5 0. 42-0. 72		
Agreed price for a certain piece of work, \$100			1 100		
01 Total personal services	\$3, 000. 00	\$3, 000. 00	2, 989. 60		

*Estimates of appropriations required for the service of the fiscal year ending June 30, 1928—Continued*

General object (title of appropriation), date of acts, reference to Statutes at Large, or to Revised Statutes, and estimated amount required for each detailed object				Total amount to be appropriated under each head of appropriation	Amount appropriated for the fiscal year ending June 30, 1927
<b>Salaries, Library of Congress—Continued.</b>					
Sunday opening: To enable the Library of Congress to be kept open for reference use on Sundays and on holidays within the discretion of the Librarian, including the extra services of employees and the services of additional employees under the Librarian, at rates to be fixed by the Librarian ( <i>act May 13, 1926, vol. 44, p. 549</i> )				\$13, 125. 00	\$13, 125. 00
	Estimated expenditures, 1928 appropriation	Estimated expenditures, 1927 appropriation	Expended and obligated, 1926		
In charge.....per diem.....	No. 1 \$7. 00	No. 1 \$7. 00	No. 1 \$7. 00		
Assistants.....do.....	1 13. 75	1 13. 75	1 13. 75		
Do.....do.....	2 12. 50	2 12. 50	2 12. 50		
Do.....do.....	2 12. 00	2 12. 00	2 12. 00		
Assistants, from \$2 to \$10.....do.....	45	45	45		
Total number of employees.....	51	51	51		
01 Total personal services.....	13, 125. 00	13, 125. 00	13, 111. 00		
1 Serve five-eighths of a day.					
NOTE.—The basis of the compensation is the rate paid in the particular position on the regular working roll plus an allowance recognizing the fact that the service is for Sunday and holiday. The above is the maximum number employed at any one time. This number decreases when the need of the service permits.					
Total salaries, Library of Congress (exclusive of building)				933, 250. 00	864, 244. 00
<b>Increase of Library of Congress—</b>					
For purchase of books, miscellaneous periodicals and newspapers, and all other material, for the increase of the Library, including payment in advance for subscription books, and society publications, and for freight, commissions, and traveling expenses, and all other expenses incidental to the acquisition of books, miscellaneous periodicals and newspapers, and all other material for the increase of the Library by purchase, gift, bequest, or exchange, to continue available during the fiscal year [1928] 1929 [1928] 1929					
[1928] 1929				\$105, 000. 00	
For purchase of books and for periodicals for the law library, under the direction of the Chief Justice				3, 000. 00	
For purchase of new books of reference for the Supreme Court, to be a part of the Library of Congress, and purchased by the marshal of the Supreme Court, under the direction of the Chief Justice				2, 500. 00	
In all ( <i>acts Feb. 19, 1897, vol. 29, p. 544, sec. 1; May 13, 1926, vol. 44, p. 549</i> )				110, 500. 00	100, 500. 00
	Estimated expenditures, 1928 appropriation	Estimated expenditures, 1927 appropriation	Expended and obligated, 1926		
3021 Books, periodicals, and newspapers.....	\$108, 700. 00	\$98, 700. 00	\$98, 325. 63		
07 Transportation of things (service).....	1, 000. 00	1, 000. 00	834. 75		
06 Travel expenses.....	800. 00	800. 00	1, 339. 62		
Total.....	110, 500. 00	100, 500. 00	100, 500. 00		
<b>Printing and Binding, Library of Congress—</b>					
For printing and binding for the Library of Congress, including the copyright office and the binding, rebinding, and repairing of library books, and for the Library Building [1928] 1929				\$268, 600. 00	
For the publication of the Catalogue of Title Entries of the copyright office [1928] 1929				46, 400. 00	
In all ( <i>act May 13, 1926, vol. 44, p. 549</i> )				315, 000. 00	305, 000. 00
	Estimated expenditures, 1928 appropriation	Estimated expenditures, 1927 appropriation	Expended and obligated, 1926		
For printing and binding for the Library of Congress, including the copyright office and the binding, rebinding, and repairing of library books, and for the Library Building	\$268, 600	\$260, 000			
For the publication of the Catalogue of Title Entries of the copyright office	46, 400	45, 000			
08 Total.....	315, 000	305, 000	\$325, 000		



*Estimates of appropriations required for the service of the fiscal year ending June 30, 1928—Continued*

General object (title of appropriation), date of acts, reference to Statutes at Large, or to Revised Statutes, and estimated amount required for each detailed object				Total amount to be appropriated under each head of appropriation	Amount appropriated for the fiscal year ending June 30, 1927
<b>Contingent Expenses, Library of Congress—</b>					
For miscellaneous and contingent expenses, stationery, supplies, stock, and materials directly purchased, miscellaneous traveling expenses, postage, transportation, incidental expenses connected with the administration of the Library and copyright office, including not exceeding \$500 for expenses of attendance at meetings when incurred on the written authority and direction of the Librarian ( <i>act May 13, 1926, vol. 44, pp. 549, 550</i> )				\$10,000.00	\$10,000.00
	Estimated expenditures, 1928 appropriation	Estimated expenditures, 1927 appropriation	Expended and obligated, 1926		
Supplies and materials:					
0200 Stationery and office supplies	\$6,530.00	\$6,600.00	\$7,003.60		
0204 Photostat supplies	2,344.00	2,321.00	2,189.98		
0280 Sundry supplies	40.00	35.00	31.19		
02 Total supplies and material	8,914.00	8,956.00	9,224.77		
Communication service:					
0500 Telegraphic service	35.00	31.00	20.45		
0510 Telephone service	5.00	7.00	3.35		
0520 Other communication service (postage)	360.00	350.00	445.00		
0521 Postal service	16.00	16.00	16.00		
05 Total communication service	416.00	404.00	484.80		
Travel expenses:					
0610 Street-car tokens	500.00	480.00	148.70		
06 Total travel expenses	160.00	150.00	140.00		
06 Total travel expenses	660.00	630.00	288.70		
07 Transportation of things (service)	10.00	10.00	12.12		
Total	10,000.00	10,000.00	10,010.39		
<b>Care and Maintenance, Library of Congress—</b>					
Salaries: For the administrative assistant and disbursing officer and other personal services in accordance with the classification act of 1923 ( <i>act May 13, 1926, vol. 44, p. 550</i> )				120,402.00	107,702.00
	Estimated expenditures, 1928 appropriation	Estimated expenditures, 1927 appropriation	Expended and obligated, 1926		
<b>Salaries:</b>					
Clerical, administrative, and fiscal service—					
Grade 10, \$3,300 to \$3,900; average, \$3,600—					
Junior administrative officer (administrative assistant and disbursing officer)	Average— No. 1 Salary \$3,700	Average— No. 1 Salary \$3,600	Average— No. 1 Salary \$3,400		
Grade 8, \$2,700 to \$3,300; average, \$3,000—					
Administrative assistant (chief clerk)	1 3,200	1 3,100	1 2,900		
Grade 6, \$2,100 to \$2,700; average, \$2,400—					
Principal clerk	1 2,300	1 2,200	1 2,150		
Grade 5, \$1,860 to \$2,400; average, \$2,100—					
Senior clerk			✱ 1,920		
Grade 3, \$1,500 to \$1,860; average, \$1,680—					
Assistant clerk	1 1,740	1 1,680	1 1,590		
Grade 2, \$1,320 to \$1,680; average, \$1,500—					
Junior clerk	1 1,500	1 1,500	1 1,410		
Junior clerk	1 1,500	1 1,440	1 1,350		
Junior stenographer	1 1,500	1 1,500	1 1,410		
Junior clerk-stenographer	1 1,320	1 1,320	✱ 1,320		
Grade 1, \$1,140 to \$1,500; average, \$1,320—					
Underclerk	1 1,320	1 1,320	1 1,230		
Underoperator (telephone)	3 1,300	3 1,240	3 1,160		
<b>Custodial service—</b>					
Grade 7, \$1,680 to \$2,040; average, \$1,860—					
Assistant farm steward (chief of laborers)	1 1,860	1 1,740	1 1,680		
Grade 6, \$1,500 to \$1,860; average, \$1,680—					
Head guard	1 1,740	1 1,740	1 1,680		
Grade 4, \$1,140 to \$1,500; average, \$1,320—					
Senior guard	2 1,350	2 1,350	2 1,320		
Assistant foreman of laborers	1 1,260	1 1,200	1 1,140		
Grade 3, \$1,020 to \$1,260; average, \$1,140—					
Guard	22 1,210	22 1,200	22 1,200		
Guard (submitted)	4 1,200				
Senior laborer	2 1,170	2 1,080	2 1,020		
Under domestic attendant	1 1,140	1 1,080	1 1,020		
Minor mechanic (chauffeur)	2 1,200	2 1,140	2 1,050		
Grade 2, \$900 to \$1,140; average, \$1,020—					
Junior laborer	14 1,015	14 955	14 904		
Junior laborer (submitted)	4 900				
Subordinate mechanic (elevator operators, 4; book cleaners, 3)	7 1,000	7 995	6 960		
Subordinate mechanic (submitted; elevator operators, 2)	2 900				
Minor domestic attendant	2 1,020	2 960	2 960		
Junior laborer (head charwoman, 45 cents per hour)	2 693	2 663	2 663		
Junior laborer (charwoman, 40 cents per hour)	58 370	58 370	58 370		
Grade 1, \$600 to \$780; average, \$690—					
Junior messenger (parcel checker)	4 675	4 653	4 604		
01 Total average number of employees	141	131	130		
Total salaries	120,402	107,702	103,437		
The difference between 1928 and 1927 is due to—					
Increase in force (10)	\$10,200				
Increase in salaries	2,500				
Total increase	12,700				

*Estimates of appropriations required for the service of the fiscal year ending June 30, 1928—Continued*

General object (title of appropriation), date of acts, reference to Statutes at Large, or to Revised Statutes, and estimated amount required for each detailed object					Total amount to be appropriated under each head of appropriation	Amount appropriated the fiscal year ending June 30, 1927
<b>Sunday Opening, Building for Library of Congress—</b> For extra services of employees and additional employees under the Librarian to provide for the opening of the Library Building on Sundays and on legal holidays, at rates to be fixed by the Librarian ( <i>acts Apr. 28, 1902, vol. 32, p. 131, sec. 1; July 16, 1914, vol. 38, p. 464, sec. 1; May 13, 1926, vol. 44, p. 550</i> )					\$3, 740. 00	\$3, 550.
NOTE.—Increase of \$190 submitted to provide for services of one additional elevator conductor in connection with new bookstack.						
Personal services (1926, 57 days; 1927, 56 days; 1928, 56 days)	Rate	Estimated expenditures, 1928 appropriation	Estimated expenditures, 1927 appropriation	Expended and obligated, 1926		
Salaries:		Number	Number	Number		
Telephone operator.....	\$3. 96	1	1	1		
Captain or lieutenant of guard.....	5. 84- 4. 59	1	1	1		
Guards.....	4. 16	4	4	4		
Attendant.....	3. 34	1	1	1		
Check boys.....	2. 19	2	2	2		
Head charwomen.....	2. 25	1	1	1		
Charwomen.....	1. 50	12	12	12		
Miscellaneous temporary labor.....		1	1	1		
Wages:						
Elevator conductor.....	3. 34	2	1	1		
Skilled laborer and laborer.....	3. 54- 3. 13	2	2	2		
Miscellaneous temporary labor.....		1	1	1		
Total number of employees.....		28	27	27		
Salaries.....		\$3, 050. 00	\$3, 050. 00	\$3, 056. 12		
Wages.....		690. 00	500. 00	467. 91		
01 Total salaries and wages.....		3, 740. 00	3, 550. 00	3, 524. 03		
<b>Temporary Services, Library Building—</b> For special and temporary services in connection with the custody, care, and maintenance of the Library Building, including extra special services of regular employees at the discretion of the Librarian, at rates to be fixed by the Librarian ( <i>acts June 7, 1924, vol. 43, p. 590; May 13, 1926, vol. 44, p. 550</i> )					500. 00	500.00
		Estimated expenditures, 1928 appropriation	Estimated expenditures, 1927 appropriation	Expended and obligated, 1926		
Salaries:				No. Salary		
Additional attendant.....				1 \$76. 50		
Other personal services.....	\$500. 00	\$500. 00				
Total number of employees.....				1		
01 Total salaries.....		500. 00	500. 00	76. 50		
<b>Custody and Maintenance, Library Building—</b> For mail, delivery, and telephone services, stationery, miscellaneous supplies, and all other incidental expenses in connection with the custody and maintenance of the Library Building ( <i>acts Feb. 19, 1897, vol. 29, p. 545, sec. 1; May 13, 1926, vol. 44, p. 550</i> )					7, 000. 00	7, 000.00
		Estimated expenditures, 1928 appropriation	Estimated expenditures, 1927 appropriation	Expended and obligated, 1926		
Supplies and materials:						
0200 Stationery and office supplies.....	\$125. 00	\$125. 00	\$125. 00	\$75. 84		
0205 Cleaning and toilet supplies.....	2, 300. 00	2, 300. 00	2, 300. 00	2, 329. 45		
0230 Fuel.....	300. 00	300. 00	300. 00	291. 15		
0250 Sundry supplies.....	375. 00	375. 00	375. 00	301. 60		
02 Total supplies and materials.....	3, 100. 00	3, 100. 00	3, 100. 00	2, 998. 04		
Communication service:						
0510 General telephone service.....	1, 800. 00	1, 800. 00	1, 800. 00	1, 800. 57		
0520 Postage.....	50. 00	50. 00	50. 00	45. 00		
05 Total communication service.....	1, 850. 00	1, 850. 00	1, 850. 00	1, 845. 57		
06 Travel expenses (street-car fares).....	25. 00	25. 00	25. 00	20. 00		
07 Transportation of things (service).....	25. 00	25. 00	25. 00	11. 00		
12 Repairs and alterations.....	1, 000. 00	1, 000. 00	1, 000. 00	1, 173. 64		
13 Special current expenses.....	100. 00	100. 00	100. 00	124. 50		
Equipment:						
3015 Kitchen utensils, etc.....	100. 00	100. 00	100. 00	223. 75		
3053 Motor vehicles and telephones.....	800. 00	800. 00	800. 00	353. 04		
3054 Fire extinguishers.....				124. 06		
30 Total equipment.....	900. 00	900. 00	900. 00	700. 85		
Total.....		7, 000. 00	7, 000. 00	6, 873. 60		

## Estimates of appropriations required for the service of the fiscal year ending June 30, 1928—Continued

General object (title of appropriation), date of acts, reference to Statutes at Large, or to Revised Statutes, and estimated amount required for each detailed object	Total amount to be appropriated under each head of appropriation	Amount appropriated for the fiscal year ending June 30, 1927	
<b>Library of Congress Trust Fund Board—</b> For any expense of the Library of Congress Trust Fund Board, [including cost of its seal,] not properly chargeable to the income of any trust fund held by the board, \$500, [to be immediately available] (act May 13, 1926, vol. 44, p. 550)-----	\$500. 00	\$500. 00	
13 Special and miscellaneous current expenses: Expenditures—1928, \$500; 1927, \$500.			
<b>Permanent Specific Appropriation—</b> Bequest of Gertrude M. Hubbard, Library of Congress: Interest account—Trust fund of \$20,000, the interest on which, at 4 per cent per annum, is to be used for the purchase of engravings and etchings to be added to the "Gardiner Greene Hubbard collection" (act Aug. 20, 1912, vol. 37, p. 319, sec. 1)-----	800. 00	800. 00	
3020 Bequest of Gertrude M. Hubbard, Library of Congress, interest account: Expenditures—1928, \$800; 1927, \$800.			
Total, Library of Congress-----	1, 501, 692. 00	1, 399, 798. 00	
<b>GOVERNMENT PRINTING OFFICE</b>			
<b>[Salaries, Office of the Public Printer—]</b> [Salaries: Public Printer, \$7,500; Deputy Public Printer, \$5,000; for personal services in accordance with the classification act of 1923, \$143,953: <i>Provided</i> , That for the purpose of conforming to section 3 of this act, this appropriation shall be considered a separate appropriation unit; in all, \$156,453] (act May 13, 1926, vol. 44, p. 550)-----		156, 453. 00	
NOTE.—It is recommended that hereafter the appropriation under "Salaries, office of the Public Printer" be discontinued, for the reasons stated in note under appropriation for "Public printing and binding, Government Printing Office."			
	Estimated expenditures, 1928 appropriation	Estimated expenditures, 1927 appropriation	Expended and obligated, 1926
	Average—	Average—	Average—
	No. Salary	No. Salary	No. Salary
Office of the Public Printer:			
Salaries—			
Public Printer-----	1 \$7, 500	1 \$7, 500	1 \$6, 000
Deputy Public Printer-----	1 5, 000	1 5, 000	1 4, 500
Total-----	2	2	2
	12, 500	12, 500	10, 500
Clerical, administrative, and fiscal service—			
Grade 11, \$3,800 to \$5,000; average, \$4,400--			
Administrative officer-----	1 4, 400	1 4, 400	1 3, 983
Grade 10, \$3,300 to \$3,900; average, \$3,600--			
Junior administrative officer-----	1 3, 600	1 3, 600	1 3, 300
Grade 9, \$3,000 to \$3,600; average, \$3,300--			
Senior administrative assistant-----	2 3, 300	1 3, 300	1 3, 000
Grade 8, \$2,700 to \$3,300; average, \$3,000--			
Administrative assistant-----	2 3, 000	2 3, 000	2 2, 992
Grade 7, \$2,400 to \$3,000; average, \$2,700--			
Junior administrative assistant-----	1 2, 700	2 2, 700	2 2, 700
Grade 6, \$2,100 to \$2,700; average, \$2,400--			
Principal clerk-----	2 2, 500	2 2, 500	2 2, 400
Grade 5, \$1,860 to \$2,400; average, \$2,100--			
Senior clerk-----	3 2, 133	3 2, 133	3 2, 133
Grade 4, \$1,680 to \$2,040; average, \$1,860--			
Clerk-----	4 1, 920	4 1, 920	4 1, 919
Grade 3, \$1,500 to \$1,860; average, \$1,680--			
Assistant clerk-----	6 1, 800	5½ 1, 761	5½ 1, 761
Grade 2, \$1,320 to \$1,680; average, \$1,500--			
Junior clerk-----	8 1, 493	7½ 1, 477	7½ 1, 477
Junior operator-----	1 1, 440	1 1, 440	1 1, 440
Grade 1, \$1,140 to \$1,500; average, \$1,320--			
Under clerk-----	1 1, 440	1 1, 440	1 1, 340
Under operator-----	3 1, 280	2½ 1, 230	2½ 1, 230
Custodial service--			
Grade 6, \$1,500 to \$1,860; average, \$1,680--			
Head guard-----	1 1, 680	1 1, 680	1 1, 680
Grade 5, \$1,320 to \$1,680; average, \$1,500--			
Principal guard-----	4 1, 500	1½ 1, 491	1½ 1, 491
Grade 4, \$1,140 to \$1,500; average, \$1,320--			
Head messenger-----	3 1, 380	4½ 1, 403	4½ 1, 403
Grade 3, \$1,020 to \$1,260; average, \$1,140--			
Guard-----	46 1, 140	41 1, 124	41 1, 124
Messenger-----	1 1, 140	1 1, 140	1 1, 140
Grade 2, \$900 to \$1,140; average, \$1,020--			
Assistant messenger-----	1 900	1 900	1 900
Grade 1, \$600 to \$750; average, \$690--			
Junior messenger-----	4 645	3½ 656	3½ 656
Total average number of employees-----	95	88½	88½
Total salaries of employees-----	140, 753	130, 160	130, 160
Total, including salaries of Public Printer and Deputy Public Printer-----	153, 253	140, 660	140, 660

*Estimates of appropriations required for the service of the fiscal year ending June 30, 1928—Continued*

General object (title of appropriation), date of acts, reference to Statutes at Large, or to Revised Statutes, and estimated amount required for each detailed object	Total amount to be appropriated under each head of appropriation	Amount appropriated for the fiscal year ending June 30, 1927
<p><i>Public Printing and Binding—</i>            To provide the Public Printer with a working capital for the following purposes for the execution of printing, binding, lithographing, mapping, engraving, and other authorized work of the Government Printing Office for the various branches of the Government: For <i>salaries of Public Printer, \$10,000; Deputy Public Printer, \$7,000; for salaries, compensation, or wages of all necessary officers and employees additional to those herein appropriated for, including employees necessary to handle waste paper and condemned material for sale; to enable the Public Printer to comply with the provisions of law granting holidays and Executive orders granting holidays and half holidays with pay to employees, to enable the Public Printer to comply with the provisions of law granting thirty days' annual leave to employees with pay; rents, fuel, gas, heat, electric current, gas and electric fixtures; bicycles, motor-propelled vehicles for the carriage of printing and printing supplies, and the maintenance, repair, and operation of the same, to be used only for official purposes, including purchase, exchange, operation, repair, and maintenance of motor-propelled passenger-carrying vehicles for official use of the officers of the Government Printing Office when in writing ordered by the Public Printer (not exceeding \$4,000); freight, expressage, telegraph and telephone service; furniture, typewriters, and carpets; traveling expenses; stationery, postage, and advertising; directories, technical books, and books of reference (not exceeding \$500), subscriptions for which may be paid in advance; adding and numbering machines, time stamps, and other machines of similar character; machinery (not exceeding \$200,000); equipment, and for repairs to machinery, implements, and buildings, and for minor alterations to buildings; necessary equipment, maintenance, and supplies for the emergency room for the use of all employees in the Government Printing Office who may be taken suddenly ill or receive injury while on duty; other necessary contingent and miscellaneous items authorized by the Public Printer: <i>Provided, That inks, glues, and other supplies manufactured by the Government Printing Office in connection with its work may be furnished to departments and other establishments of the Government upon requisition, and payment made from appropriations available therefor; for expenses authorized in writing by the Joint Committee on Printing for the inspection of printing and binding equipment, material, and supplies and Government printing plants in the District of Columbia or elsewhere (not exceeding \$1,000); for salaries and expenses of preparing the semimonthly and session indexes of the Congressional Record under the direction of the Joint Committee on Printing (chief indexer, at \$3,150, one cataloguer at \$2,880, and two cataloguers at \$2,150 each); and for all the necessary labor, paper, materials, and equipment needed in the prosecution and delivery and mailing of the work, [\$2,400,000] \$2,500,000, to which shall be charged the printing and binding authorized to be done for Congress, the printing and binding for use of the Government Printing Office, and printing and binding (not exceeding [\$1,500] \$2,000) for official use of the Architect of the Capitol when authorized by the Secretary of the Senate in all to an amount not exceeding this sum (act May 13, 1926, vol. 44, pp. 550-552).</i></i></p>	\$2, 500, 000. 00	\$2, 400, 000. 00

NOTE.—It is recommended that the appropriation "Salaries, office of the Public Printer," be discontinued as a separate appropriation, and a portion of the sum heretofore annually appropriated under that heading be added to and combined with the appropriation for "Public printing and binding, Government Printing Office." The reasons are as follows:

The Kiess Act to regulate and fix rates of pay for employees and officers of the Government Printing Office, approved June 7, 1924 (Stat. L. 43, p. 658), after passing in the House was amended in the Senate so as to clearly state that the *salaries and wages of all officers and employees* in the Government Printing Office were to be governed thereby, and the language of the act beyond question included the salaried employees who happened to be appropriated for under "Office of the Public Printer" and "Office of the Superintendent of Documents." The Comptroller General, however, has held that inasmuch as those two appropriations carried a reference to the classification act, said act, and not the Kiess Act, must apply.

The salaries paid under the Office of the Public Printer are a definite and inseparable part of printing and binding costs and are included in the charges made to departments. The work performed by the employees paid from said appropriation is closely connected and comparable in every way with the work of a much larger number of employees who are paid out of the appropriation for "Public printing and binding." There seems no longer to be any good reason for two separate appropriations covering identical work in the Government Printing Office, and especially so when the total expense under the two appropriations is ultimately applied to one object, i. e., the cost of printing and binding for the Government. To carry all such expense under one appropriation would be an economy and a more business-like arrangement. It is therefore recommended that the total amount now appropriated under the two appropriations combined be reduced by \$64,453, provided the combination of the two appropriations is made.

The present salary of the Public Printer is \$7,500 and of the Deputy Public Printer \$5,000. The request for increase of \$2,500 for the Public Printer and \$2,000 for the Deputy Public Printer is fully justified by comparison with the present compensation paid a large number of commissioners and heads of independent establishments, ranging from \$10,000 to \$12,000 a year. It is submitted that the administration of the Government Printing Office requires specialized knowledge, experience, and executive ability, and carries responsibilities fully comparable with any of these positions. Further, there are numerous cases in the commercial field where administrative officers in printing and binding plants are paid from \$10,000 to \$25,000 a year, some receiving in addition a substantial bonus, and none of the establishments concerned do a variety or volume of business comparable with that required of the Government Printing Office. H. R. 9459, Sixty-ninth Congress, first session, carrying the proposed salaries of \$10,000 and \$7,000, respectively, was favorably reported and is now on the House calendar.

*Estimates of appropriations required for the service of the fiscal year ending June 30, 1928—Continued*

General object (title of appropriation), date of acts, reference to Statutes at Large, or to Revised Statutes, and estimated amount required for each detailed object				Total amount to be appropriated under each head of appropriation	Amount appropriated for the fiscal year ending June 30, 1927
<b>Public Printing and Binding—Continued.</b>					
	Estimated expenditures, 1928 appropriation	Estimated expenditures, 1927 appropriation	Expended and obligated, 1926		
<b>Salaries:</b>	<i>Average—</i>				
	No. Salary				
Public Printer.....	1 \$10,000				
Deputy Public Printer.....	1 7,000				
Clerical, administrative, and fiscal service—					
Grade 11. Purchasing agent.....	1 4,400				
10. Chief clerk.....	1 3,600				
9. Disbursing clerk and Congressional Record clerk.....	2 3,300				
8. Assistant to the Public Printer and assistant purchasing agent.....	2 3,000				
7. Assistant chief clerk.....	1 2,700				
6. Deputy disbursing clerk and clerk.....	2 2,500				
5. Clerks.....	3 2,133	Formerly appropriated for as "Salaries, office of the Public Printer."			
4. Clerks.....	4 1,920				
3. Clerks.....	6 1,800				
2. Clerks.....	8 1,500				
Clerk.....	1 1,440				
1. Clerk.....	1 1,440				
Clerks.....	3 1,320				
<b>Custodial service—</b>					
Grade 6. Captain of guard.....	1 1,680				
5. Lieutenants of guard.....	4 1,500				
4. Messengers.....	3 1,380				
3. Guards.....	46 1,140				
Messenger.....	1 1,140				
2. Messenger.....	1 900				
1. Junior messengers.....	4 660				
<b>Salaries:</b>	<i>Rate per annum</i>	<i>Number</i>	<i>Number</i>	<i>Number</i>	
Production manager.....	\$4,500	1	1	1	
Superintendent of accounts and budget officer, superintendent of construction and maintenance.....	4,400	2	2	2	
Night assistant production manager.....	4,300	1	1	1	
Chief of tests.....	4,000	1	1	1	
Superintendents of printing, platemaking, presswork, binding, and planning, storekeeper and traffic manager, medical and sanitary officer.....	3,900	7	7	7	
Assistant superintendent of presswork (night), foremen (night).....	3,600	5	5	5	
Assistant medical and sanitary officer, assistant superintendent of platemaking, foremen.....	3,300	3	3	3	
Assistant foremen (night) assistant type machinist in charge (night) second assistant foreman (night).....	3,250	7	7	7	
Instructor of apprentices, chief type machinist, associate chemist, printing investigator, assistant superintendents of printing, presswork, binding, platemaking, planning, accounts, chief computer, chief carpenter, chief machinist, chief electrician, chief pipefitter, chief engineer, foremen.....	3,200	30	30	29	
Chief indexer, assistant foreman.....	3,150	2	2	2	
Chief draftsman, type machinist in charge.....	3,000	2	2	2	
Cost clerk, clerks in charge, office-man, estimators, jacket writers, assistant chief carpenter, assistant chief machinist, assistant chief electrician, assistant storekeeper, chief of delivery, type machinist in charge, assistant foremen, second assistant foremen.....	2,900	40	40	40	
Cataloguer.....	2,880	1	1	1	
Computers.....	2,850	10	10	10	
Officemen, head plateman.....	2,750	3	3	3	
Power plant operatives.....	2,600	9	9	9	
Junior chemist, officeman, draftsman.....	2,500	3	3	3	
Foremen.....	2,400	2	2	2	
Clerk, officeman, assistant chief of delivery.....	2,300	3	3	3	
Junior chemist, clerks, officemen.....	2,200	11	11	11	
Cataloguers.....	2,150	2	2	2	
Clerks, junior chemist, plateman, officemen, office helpers.....	1,920-2,140	25	25	25	
Trained nurses, clerks, office helpers.....	1,800-1,860	11	11	11	
Office helpers, clerks, fire marshal.....	1,680-1,780	46	46	46	
Chemist aid, junior aid, clerks, office helpers.....	1,500-1,620	17	17	17	
Hospital helper, clerks, office helpers.....	1,440-1,480	11	11	11	
Deliverymen, office helpers, laborers.....	1,260-1,380	6	6	6	
Junior messengers.....	600-750	15	15	15	

## Estimates of appropriations required for the service of the fiscal year ending June 30, 1928—Continued

General object (title of appropriation), date of acts, reference to Statutes at Large, or to Revised Statutes, and estimated amount required for each detailed object					Total amount to be appropriated under each head of appropriation	Amount appropriated for the fiscal year ending June 30, 1927
<b>Public Printing and Binding—Continued.</b>						
		Estimated expenditures, 1928 appropriation	Estimated expenditures, 1927 appropriation	Expended and obligated, 1926		
<b>Wages:</b>	<i>Per hour</i>	<i>Number</i>	<i>Number</i>	<i>Number</i>		
Photoengravers.....	\$1.20	18	18	18		
Chief copy editor, assistant head compositor in charge, electrotypewriter finisher in charge, foreign readers, head compositor in charge, head pressmen, head pressmen in charge, head reviser, imposers in charge, ink maker in charge, linotype operators, monotype keyboard operators, pressman in charge, roller maker.....	1.15	87	87	87		
Assistant group chief, copy editors, deskmen, group chiefs, head pressman in charge of plates, head compositors, imposers, linotype operators, Ludlow operators, makers-up, monotype keyboard operators, press revisers, proof readers, referees, carpenters, electricians, electrotypewriter finishers, electrotypewriter molders, head pressmen, pipefitters, painters, machinists, saw filer, stereotypers, sheet-metal worker, sheet-metal worker and pipe fitter, type machinists, cylinder pressmen.....	1.10	931	757	757		
Compositors, cylinder pressmen, deskman, bookbinder machine operators, linotype operators, monotype keyboard operators, group chiefs, marblers, print moulder, referee, platen pressmen.....	1.05	431	582	582		
Bookbinders, bindery operatives, compositors, blacksmith, metal mixer in charge, platen pressmen, stock keeper.....	1.00	200	202	202		
Bookbinder operatives, knife grinders.....	.95	5	5	5		
Stockkeepers.....	.90	2	2	2		
Helpers, printing operatives, stockkeepers.....	.85	41	41	41		
Desk helpers, helper, printing operatives, stockkeeper, weighmaster.....	.80	12	12	12		
Bindery operatives, desk helpers, chauffeur-repairman, helpers, ink-room operatives, printing operatives, office helper, stockkeeper.....	.75	54	54	54		
Banders, bindery operatives, desk helpers, cylinder pressfeeders, electrotype, stereotype, and machinist apprentices, helpers, monotype castermen, office helpers, printing operatives, presswork operatives, stockkeeper.....	.70	227	227	227		
Bindery operatives, desk helpers, cylinder pressfeeders, chauffeur-repairmen, helpers, ink-room operatives, messengers, presswork operatives, platemaking operatives, printing operatives, platen press feeders.....	.65	145	148	148		
Bindery operatives, desk helpers, chauffeur-repairmen, elevator conductors, helpers, messengers, platemaking operatives, printing operatives, presswork operatives, laborers.....	.60	470	470	470		
Bindery operatives, deliverymen, elevator conductors, laundry machine operatives, laborers.....	.55	583	600	600		
Cleaners.....	.50	19	19	19		
Apprentices.....	.33-.58	170	171	171		
Messenger boys.....	.30	18	18	18		
		3,786	3,689	3,688		
Salaries, wages of all mechanical forces, and pay for leaves of absence and holidays.....		\$7,697,000.00	\$7,540,000.00	\$7,022,248.86		
Estimated extra pay for night work.....		212,723.00	212,000.00	188,000.00		
<b>Total.....</b>		<b>7,909,723.00</b>	<b>7,752,000.00</b>	<b>7,210,248.86</b>		
Deduct expenditures for personal services included in objects named below.....		316,000.00	315,000.00	294,196.37		
<b>01 Total personal services.....</b>		<b>7,593,723.00</b>	<b>7,437,000.00</b>	<b>6,916,052.49</b>		
Supplies and materials:						
0200 Stationery and office supplies.....		10,000.00	10,000.00	10,062.34		
0201 Printed forms and letterheads.....		48,000.00	48,000.00	45,504.65		
0210 Medical and hospital supplies.....		200.00	200.00	200.13		
0220 Scientific and educational supplies.....		800.00	800.00	808.36		
0230 Fuel.....		12,200.00	12,200.00	12,060.04		
0280 Sundry supplies.....		135,000.00	135,000.00	132,071.28		

*Estimates of appropriations required for the service of the fiscal year ending June 30, 1928—Continued*

General object (title of appropriation), date of acts, reference to Statutes at Large, or to Revised Statutes, and estimated amount required for each detailed object				Total amount to be appropriated under each head of appropriation	Amount appropriated for the fiscal year ending June 30, 1927
<b>Public Printing and Binding—Continued.</b>					
	Estimated expenditures, 1928 appropriation	Estimated expenditures, 1927 appropriation	Expended and obligated, 1926		
Supplies and materials—Continued.					
0290 Materials for producing Government printing and binding and furnishing blank paper.....	\$3,465,000.00	\$3,465,000.00	\$3,466,297.69		
Total supplies and materials.....	3,671,200.00	3,671,200.00	3,667,004.49		
Communication service:					
0501 Telegraph service.....	60.00	60.00	57.63		
0510 Telephone service.....	3,100.00	3,100.00	3,084.36		
Total communication service.....	3,160.00	3,160.00	3,141.99		
Travel expense.....	2,000.00	2,000.00	2,051.60		
Transportation of things (service).....	3,500.00	3,500.00	3,642.35		
Printing and binding, engraving, lithographing, etc.:					
0600 Printing and binding for use of Government Printing Office.....	10,000.00	10,000.00	9,681.59		
0810 Lithographing and engraving for departments, bureaus, and Congress.....	130,000.00	130,000.00	130,926.75		
Total printing and binding, engraving, and lithographing.....	140,000.00	140,000.00	140,608.34		
Advertising and publication of notices (services).....	500.00	500.00	452.32		
Furnishing of heat, light, power, water, electricity (service).....	132,000.00	132,000.00	131,802.42		
Repairs and alterations.....	330,000.00	330,000.00	318,073.54		
Special and miscellaneous current expenses.....	1,800.00	1,800.00	1,734.56		
Equipment:					
3010 Furniture, furnishing, and fixtures.....	7,000.00	7,000.00	15,445.91		
3020 Educational, scientific, and recreational equipment.....	1,200.00	1,200.00	1,626.59		
3050 All other equipment.....	400,000.00	400,000.00	404,490.89		
Total equipment.....	408,200.00	408,200.00	421,553.39		
Total.....	12,286,083.00	12,129,360.00	11,606,119.49		
Less repayments from other appropriations.....	9,786,083.00	9,729,360.00	9,641,639.39		
Balance (appropriation for public printing and binding).....	2,500,000.00	2,400,000.00	1,964,480.10		

Printing and binding for Congress chargeable to the foregoing appropriation, when recommended to be done by the Committee on Printing of either House, shall be so recommended in a report containing an approximate estimate of the cost thereof, together with a statement from the Public Printer of estimated approximate cost of work previously ordered by Congress within the fiscal year for which this appropriation is made.

During the fiscal year [1927] 1928 any executive department or independent establishment of the Government ordering printing and binding from the Government Printing Office shall pay promptly by check to the Public Printer upon his written request, either in advance or upon completion of the work, all or part of the estimated or actual cost thereof, as the case may be, and bills rendered by the Public Printer in accordance herewith shall not be subject to audit or certification in advance of payment: *Provided*, That proper adjustments on the basis of the actual cost of delivered work paid for in advance shall be made monthly or quarterly and as may be agreed upon by the Public Printer and the department or establishment concerned. All sums paid to the Public Printer for work that he is authorized by law to do shall be deposited to the credit, on the books of the Treasury Department, of the appropriation made for the working capital of the Government Printing Office, for the year in which the work is done, and be subject to requisition by the Public Printer.

All amounts in the Budget for the fiscal year [1928] 1929 for printing and binding for any department or establishment, so far as the Bureau of the Budget may deem practicable, shall be incorporated in a single item for printing and binding for such department or establishment and be eliminated as a part of any estimate for any other purpose. And if any amounts for printing and binding are included as a part of any estimates for any other purposes, such amounts shall be set forth in detail in a note immediately following the general estimate for printing and binding: *Provided*, That the foregoing requirements shall not apply to work to be executed at the Bureau of Engraving and Printing.

No part of any money appropriated in this act shall be paid to any person employed in the Government Printing Office while detailed for or performing service in any other executive branch of the public service of the United States unless such detail be authorized by law.

[Payment of not to exceed the contract price of \$125,000 for three postal card presses ordered in fiscal years 1924 and 1925 shall be made upon audit and order of the Joint Committee on Printing; and such audit, order, and payment shall be conclusive and binding upon all parties concerned as to correctness of the account.]

## Estimates of appropriations required for the service of the fiscal year ending June 30, 1928—Continued

General object (title of appropriation), date of acts, reference to Statutes at Large, or to Revised Statutes, and estimated amount required for each detailed object	Total amount to be appropriated under each head of appropriation	Amount appropriated for the fiscal year ending June 30, 1927				
OFFICE OF THE SUPERINTENDENT OF DOCUMENTS						
<p><i>Salaries, Office of the Superintendent of Documents—</i> For the Superintendent of Documents, assistant superintendent, and other personal services in accordance with the [classification act of 1923, \$382,050: <i>Provided</i>, That employees in the office of the Superintendent of Documents may be paid compensation for night, Sunday, holiday, and overtime work at rates not in excess of the rates of additional compensation for such work allowed to other employees of the Government Printing Office under the] provisions of the act entitled "An act to regulate and fix rates of pay for employees and officers of the Government Printing Office," approved June 7, 1924, \$420,000 [ : <i>Provided further</i>, That for the purpose of conforming to section 3 of this act, this appropriation shall be considered a separate appropriation unit] (act May 18, 1926, vol. 44, pp. 552, 553)</p> <p>NOTE.—It is recommended that the employees under the office of the Superintendent of Documents be included under the operation of the act to regulate and fix rates of pay for employees and officers of the Government Printing Office, approved June 7, 1924, for reasons stated in note under "Public printing and binding." The close connection between production and distribution in the Government Printing Office makes it very advisable that wage adjustments under the Superintendent of Documents be made in the same manner as those which have been made under authority of law to the personnel under "Public printing and binding." It is estimated the necessary changes will require approximately \$38,000 additional over the present appropriation. This increase is more than absorbed by the recommended reduction made in other appropriations made under the Government Printing Office.</p> <p>The business of the Division of Public Documents increased in 1926 beyond any previous year, as follows: Receipts from sales, \$544,937.51; an increase of \$57,014.88 (12 per cent); publications sold, 10,962,571, an increase of 3,191,789 (41 per cent); publications mailed for departments, 48,033,820, an increase of 6,982,064 (17 per cent).</p>						
	\$420, 000. 00	\$382, 050. 00				
	Estimated expenditures, 1928 appropriation	Estimated expenditures, 1927 appropriation	Expended and obligated, 1926			
OFFICE OF SUPERINTENDENT OF DOCUMENTS						
Salaries:						
Professional and scientific service—	Average—		Average—			
Grade 3, \$3,000 to \$3,600; average, \$3,300—	No.	Salary	No.	Salary	No.	Salary
Associate librarian (chief, catalogue and library section).....	1	\$3,300	1	\$3,100	1	\$3,000
Grade 2, \$2,400 to \$3,000; average, \$2,700—						
Assistant librarian (assistant chief, catalogue and library section).....	1	2,700	1	2,500	1	2,400
Subprofessional service—						
Grade 7, \$2,100 to \$2,700; average, \$2,400—						
Principal library assistant.....	3	2,400	3	2,300	3	2,100
Grade 6, \$1,800 to \$2,400; average, \$2,100—						
Senior library assistant.....	3	2,100	3	1,920	3	1,860
Grade 5, \$1,680 to \$2,040; average, \$1,860—						
Library assistant.....	5	1,860	5	1,752	4½	1,680
Grade 4, \$1,500 to \$1,800; average, \$1,680—						
Junior library assistant.....	5	1,680	5	1,584	4½	1,500
Grade 3, \$1,320 to \$1,680; average, \$1,500—						
Under library assistant.....	4	1,500	4	1,380	3	1,356
Clerical, administrative, and fiscal service—						
Grade 11, \$3,800 to \$5,000; average, \$4,400—						
Administrative officer (superintendent of documents).....	1	4,400	1	4,400	1	4,000
Grade 9, \$3,000 to \$3,600; average, \$3,300—						
Senior administrative assistant (assistant superintendent of documents).....	1	3,300	1	3,100	1	3,000
Grade 6, \$2,100 to \$2,700; average, \$2,400—						
Principal clerk (chief of section).....	6	2,400	6	2,300	6	2,100
Grade 5, \$1,860 to \$2,400; average, \$2,100—						
Senior clerk (assistant chief of section).....	1	2,300	1	2,206	1	2,000
Grade 4, \$1,680 to \$2,040; average, \$1,860—						
Clerk (assistant chief of section).....	5	1,860	5	1,860	5	1,812
Grade 3, \$1,500 to \$1,860; average, \$1,680—						
Assistant clerk.....	13	1,680	13	1,634	12½	1,542
Grade 2, \$1,320 to \$1,680; average, \$1,500—						
Junior clerk.....	47	1,500	47	1,402	43½	1,330
Senior typist.....	6	1,500	6	1,350	5½	1,320
Junior stenographer.....	8	1,500	8	1,403	7½	1,320
Junior operator, office devices.....	1	1,500	1	1,320	1	960
Grade 1, \$1,140 to \$1,500; average, \$1,320—						
Underclerk.....	2	1,320	2	1,200	2½	1,238
Junior typist.....	15	1,320	15	1,164	12½	1,140
Underclerk-typist.....	14	1,320	14	1,149	13	1,140
Custodial service—						
Grade 3, \$1,020 to \$1,260; average, \$1,140—						
Messenger.....	12	1,140	9	1,140	5½	1,140
Grade 2, \$900 to \$1,140; average, \$1,020—						
Assistant messenger (office helper).....	29	1,020	40	906	33½	907
Clerical-mechanical service—						
Grade 3, 65 to 70 cents an hour—						
Assistant foreman or assistant forewoman.....	3	1,753	3	1,628	3	1,628
Grade 2, 55 to 60 cents an hour—						
Senior operative.....	24	1,544	24	1,419	25	1,420
Grade 1, 45 to 50 cents an hour—						
Junior operative.....	65	1,377	57	1,252	58½	1,242
Total average number of employees.....	275		275		259½	
Overtime pay.....		12,260		8,020		9,614
Total salaries.....		420,000		382,050		351,843
The difference between 1927 and 1928 is due to increase in salaries and wages, \$37,950.						



*Estimates of appropriations required for the service of the fiscal year ending June 30, 1928—Continued*

General object (title of appropriation), date of acts, reference to Statutes at Large, or to Revised Statutes, and estimated amount required for each detailed object				Total amount to be appropriated under each head of appropriation	Amount appropriated for the fiscal year ending June 30, 1927
<b>General Expenses, Office of the Superintendent of Documents—</b> For furniture and fixtures, typewriters, carpets, labor-saving machines and accessories, time stamps, adding and numbering machines, awnings, curtains, books of reference (subscriptions to which may be paid in advance); directories, books, miscellaneous office and desk supplies, paper, twine, glue, envelopes, postage, car fares, soap, towels, disinfectants, and ice; drayage, express, freight, telephone and telegraph service; traveling expenses (not to exceed \$200); repairs to building, elevators, and machinery; preserving sanitary condition of building, light, heat, and power; stationery and office printing, including blanks, price lists, and bibliographies, <b>[\$85,000] \$77,000</b> ; for catalogues and indexes, not exceeding <b>[\$18,400] \$18,000</b> ; for supplying books to depository libraries, <b>\$85,000</b> ; in all, <b>[\$188,400] \$180,000</b> : <i>Provided</i> , That no part of this sum shall be used to supply to depository libraries any documents, books, or other printed matter not requested by such libraries ( <i>act May 13, 1926, vol. 44, p. 662</i> ) -----				\$180,000.00	\$188,400.00
	Estimated expenditures, 1928 appropriation	Estimated expenditures, 1927 appropriation	Expended and obligated, 1926		
Supplies and materials:					
0201 Stationery, including wrapping paper, envelopes, strawboard, etc.	\$35,000.00	\$35,000.00	\$34,818.13		
0202 Sundry office supplies	7,000.00	7,000.00	6,104.69		
0220 Scientific and educational supplies	20.00	20.00	20.00		
02 Total supplies and materials	42,020.00	42,020.00	40,942.82		
05 Communication service (telephone and telegraph)	280.00	280.00	212.00		
06 Traveling expenses	200.00	200.00			
07 Transportation	2,000.00	2,000.00	1,733.72		
08 Printing and binding	110,000.00	110,000.00	105,593.54		
10 Heat, light, and power	4,000.00	4,000.00	3,422.77		
12 Repairs and alterations	7,000.00	7,000.00	8,833.32		
13 Special and miscellaneous current expenses (sanitary)	9,500.00	9,500.00	8,484.93		
30 Furniture	5,000.00	5,000.00	6,150.75		
Total	180,000.00	180,000.00	175,373.85		
In order to keep the expenditures for printing and binding for the fiscal year <b>[1927] 1928</b> within or under the appropriations for such fiscal year, the heads of the various executive departments and independent establishments are authorized to discontinue the printing of annual or special reports under their respective jurisdictions: <i>Provided</i> , That where the printing of such reports is discontinued, the original copy thereof shall be kept on file in the offices of the heads of the respective departments or independent establishments for public inspection. Purchases may be made from the foregoing appropriations under the "Government Printing Office," as provided for in the printing act approved January 12, 1895, and without reference to section 4 of the act approved June 17, 1910, concerning purchases for executive departments.					
Total under Government Printing Office				3,100,000.00	3,126,903.00
Total, Legislative Establishment				16,174,988.76	17,834,919.57
<b>SEC. 2.</b> No part of the funds herein appropriated shall be used for the maintenance or care of private vehicles. Hereafter the Committee on Accounts of the House of Representatives and the Committee to Audit and Control the Contingent Expenses of the Senate, respectively, shall make and issue regulations specifying the classes of articles which may be purchased by or through the stationery rooms of the House and Senate.					
<b>SEC. 3.</b> In expending appropriations or portions of appropriations, contained in this act, for the payment for personal services in the District of Columbia in accordance with the classification act of 1923, the average of the salaries of the total number of persons under any grade in the Botanic Garden, the Library of Congress, or the Government Printing Office shall not at any time exceed the average of the compensation rates specified for the grade by such act, and in grades in which only one position is allocated the salary of such position shall not exceed the average of the compensation rates for the grade, except that in unusually meritorious cases of one position in a grade advances may be made to rates higher than the average of the compensation rates of the grade, but not more often than once in any fiscal year, and then only to the next higher rate: <i>Provided</i> , That this restriction shall not apply (1) to grades 1, 2, 3, and 4 of the clerical-mechanical service, (2) to require the reduction in salary of any person whose compensation was fixed as of July 1, 1924, in accordance with the rules of section 6 of such act, (3) to require the reduction in salary of any person who is transferred from one position to another position in the same or different grade in the same or a different bureau, office, or other appropriation unit, or (4) to prevent the payment of a salary under any grade at a rate higher than the maximum rate of the grade when such higher rate is permitted by the classification act of 1923, and is specifically authorized by other law.					



General object (title of appropriation), date of acts, references to Statutes at Large, or to Revised Statutes, and estimated amount required for each detailed object	Total amount to be appropriated under each head of appropriation	Amount appropriated for the fiscal year ending June 30, 1927
--	--	--

## EXECUTIVE OFFICE

## THE PRESIDENT

For the compensation of the President of the United States (*R. S.*, p. 24, secs. 152, 153; acts Mar. 4, 1909, vol. 35, p. 859, sec. 1; Apr. 22, 1926, vol. 44, p. 305).

**\$75,000.00**

**\$75,000.00**

## THE VICE PRESIDENT

For compensation of the Vice President of the United States (*R. S.*, p. 24, secs. 152-154; acts Feb. 26, 1907, vol. 34, p. 993, sec. 4; Mar. 3, 1925, vol. 43, p. 1198; Apr. 22, 1926, vol. 44, p. 305)-----

**15.000,00**

15.000,00

## OFFICE OF THE PRESIDENT OF THE UNITED STATES

Salaries: For Secretary to the President, \$10,000 [and on and after July 1, 1926, the compensation for such position shall be at the rate of \$10,000 per annum]; personal services in the office of the President in accordance with the classification act of 1923, \$85,260; in all (*act Apr. 22, 1926, vol. 44, p. 305*)

95.260.00

**95.260.00**

44, p. 336) -  
**Provided**, That employees of the executive departments and other establishments of the executive branch of the Government may be detailed from time to time to the office of the President of the United States for such temporary assistance as may be deemed necessary.

01

*Estimates of appropriations required for the service of the fiscal year ending June 30, 1928—Continued*

General object (title of appropriation), date of acts, references to Statutes at Large, or to Revised Statutes, and estimated amount required for each detailed object				Total amount to be appropriated under each head of appropriation	Amount appropriated for the fiscal year ending June 30, 1927
<b>Contingent Expenses, Executive Office—</b>					
Contingent expenses: For contingent expenses of the Executive Office, including stationery, record books, telegrams, telephones, books for library, furniture and carpets for offices, automobiles, expenses of garage, including labor, special services, and miscellaneous items, to be expended in the discretion of the President ( <i>act Apr. 22, 1926, vol. 44, p. 305</i> )				\$35, 500. 00	\$35, 500. 00
	Estimated expenditures, 1928 appropriation	Estimated expenditures, 1927 appropriation	Expended and obligated, 1926		
01 Personal services.....	\$22, 000. 00	\$22, 000. 00	\$21, 830. 33		
02 Supplies and materials.....	5, 000. 00	5, 000. 00	4, 907. 56		
05 Communication service.....	3, 800. 00	3, 800. 00	3, 407. 35		
08 Engraving.....	100. 00	100. 00	51. 35		
13 Special and miscellaneous expenses.....	800. 00	800. 00	908. 24		
30 Equipment.....	3, 800. 00	3, 800. 00	3, 334. 57		
Total.....	35, 500. 00	35, 500. 00	34, 529. 40		
<b>Printing and Binding, Executive Office—</b>					
For printing and binding ( <i>acts Mar. 20, 1922, vol. 42, p. 436; Apr. 22, 1926, vol. 44, p. 305</i> )				2, 800. 00	2, 800. 00
	Estimated expenditures, 1928 appropriation	Estimated expenditures, 1927 appropriation	Expended and obligated, 1926		
02011 Letterheads and envelopes.....	\$700. 00	\$700. 00	\$401. 01		
0800 Speeches and Senate documents.....	1, 750. 00	1, 750. 00	2, 041. 67		
0800 Binding.....	150. 00	150. 00	160. 62		
0800 Miscellaneous printing.....	200. 00	200. 00	195. 55		
Total.....	2, 800. 00	2, 800. 00	2, 798. 85		
<b>Traveling Expenses of the President—</b>					
Traveling expenses: For traveling and official entertainment expenses of the President of the United States, to be expended in his discretion and accounted for on his certificate solely ( <i>act Apr. 22, 1926, vol. 44, p. 305</i> )				25, 000. 00	25, 000. 00
06 Travel, etc.: Expenditures—1928, \$25,000; 1927, \$25,000; 1926, \$24,575.59.					
Total, Executive Office proper.....				248, 560. 00	248, 560. 00
<b>Maintenance, Executive Mansion and Grounds—</b>					
For the care, maintenance, repair, refurnishing, improvement, heating, and lighting, including electric power and fixtures, of the Executive Mansion, the Executive Mansion greenhouses, including reconstruction, and the Executive Mansion grounds, to be expended by contract or otherwise as the President may determine ( <i>acts Feb. 26, 1925, vol. 43, pp. 983-984; Apr. 22, 1926, vol. 44, pp. 305-306</i> )				104, 000. 00	110, 000. 00
	Estimated expenditures, 1928 appropriation	Estimated expenditures, 1927 appropriation	Expended and obligated, 1926		
Field service:					
Salaries and wages—	Average—	Average—	Average—		
Salary range, \$1,680 to \$2,040; average, \$1,860—	No. Salary	No. Salary	No. Salary		
Mechanics.....	3 \$2, 040	3 \$2, 040	3 \$2, 040		
Manager.....	1 1, 800	1 1, 800	1 1, 800		
Salary range, \$1,500 to \$1,860; average, \$1,680—					
Head cook.....	1 1, 500	1 1, 500	1 1, 500		
Salary range, \$1,140 to \$1,500; average, \$1,320—					
Fireman.....	1 1, 260	1 1, 260	1 1, 260		
Butler.....	1 1, 200	1 1, 200	1 1, 200		
Salary range, \$1,020 to \$1,260; average, \$1,140—					
Second butler.....	1 1, 080	1 1, 080	1 1, 080		
Footmen.....	4 1, 140	4 1, 140	4 1, 140		
Head cleaner.....	1 1, 140	1 1, 140	1 1, 140		
Pantryman.....	1 1, 020	1 1, 020	1 1, 020		
Salary range, \$900 to \$1,140; average, \$1,020—					
Houseman.....	1 960	1 960	1 960		
Kitchen boy.....	1 960	1 960	1 960		
Cleaners.....	2 960	2 960	2 960		
Salary range, \$780 to \$1,020; average, \$900—					
Chambermaids.....	3 900	3 900	3 900		
Laundresses.....	2 820	2 820	2 820		
Kitchen helper.....	1 780	1 780	1 780		
Salary range, \$600 to \$780; average, \$690—					
Maid.....	1 720	1 720	1 720		
Temporary employees.....	34 1, 231	34 1, 231	36 1, 231		
Total average number of employees.....	59	59	61		
Total salaries and wages, field service.....	71, 200. 00	71, 200. 00	73, 639. 94		
Deduct expenditures for personal services included in objects named below.....	6, 000. 00	5, 400. 00	6, 427. 50		
01 Net salaries and wages, field service.....	64, 200. 00	65, 800. 00	67, 212. 44		

*Estimates of appropriations required for the service of the fiscal year ending June 30, 1928—Continued*

General object (title of appropriation), date of acts, references to Statutes at Large, or to Revised Statutes, and estimated amount required for each detailed object				Total amount to be appropriated under each head of appropriation	Amount appropriated for the fiscal year ending June 30, 1927
<b>Maintenance, Executive Mansion and Grounds—Continued.</b>					
	Estimated expenditures, 1928 appropriation	Estimated expenditures, 1927 appropriation	Expended and obligated, 1926		
Supplies and materials:					
0200 Stationery and office supplies.....	\$650.00	\$650.00	\$656.76		
0231 Coal and other solids.....	5,700.00	5,700.00	5,705.75		
0236 Gasoline.....	385.00	385.00	386.38		
0240 Wearing apparel and sewing supplies.....	610.00	610.00	605.13		
0280 Sundry supplies.....	6,000.00	6,540.00	6,538.31		
0290 Materials (stock).....	4,700.00	4,870.00	4,863.28		
02 Total supplies and materials.....	18,045.00	18,755.00	18,755.61		
05 Communication service.....	20.00	20.00	11.73		
06 Traveling expenses.....			170.42		
Furnishing of heat, light, and power:					
1000 Furnishing of heat.....	3,730.00	3,730.00	3,730.60		
1030 Furnishing of electricity.....	2,745.00	3,135.00	3,134.10		
10 Total furnishing of heat, light, and power.....	6,475.00	6,865.00	6,864.70		
12 Repairs and alterations.....	9,860.00	9,860.00	9,860.95		
13 Special and miscellaneous current expenses.....	880.00	880.00	881.48		
Equipment:					
3020 Furniture, furnishings, and fixtures.....	1,260.00	1,260.00	1,258.61		
3550 Other equipment.....	3,260.00	3,260.00	3,256.37		
30 Total equipment.....	4,520.00	4,520.00	4,514.98		
Reserve.....		3,300.00			
Total.....	104,000.00	110,000.00	108,272.31		
<b>Salaries, White House Police—</b>					
Salaries: First sergeant, \$2,700; three sergeants at \$2,400 each; and thirty-five privates, at \$2,100 each; in all ( <i>acts Feb. 26, 1925, vol. 43, pp. 983-984; Apr. 22, 1926, vol. 44, p. 306</i> ).....				\$83,400.00	\$83,400.00
	Estimated expenditures, 1928 appropriation	Estimated expenditures, 1927 appropriation	Expended and obligated, 1926		
White House police:	Average—	Average—	Average—		
First sergeant.....	No. 1 Salary \$2,700	No. 1 Salary \$2,700	No. 1 Salary \$2,700		
Sergeants.....	3 2,400	3 2,400	3 2,400		
Privates.....	35 2,100	35 2,100	35 2,100		
Total number of employees.....	39	39	39		
01 Total personal services.....	83,400.00	81,914.00	83,365.01		
Reserve.....		1,486.00			
Total.....	83,400.00	83,400.00	83,365.01		
<b>Uniforms and Equipment, White House Police—</b>					
For uniforming and equipping the White House police, including the purchase, issue and repair of revolvers, and the purchase and issue of ammunition and miscellaneous supplies, to be procured in such manner as the President in his discretion may determine ( <i>acts Feb. 26, 1925, vol. 43, pp. 983-984; Apr. 22, 1926, vol. 44, p. 306</i> ).....				2,500.00	2,500.00
	Estimated expenditures, 1928 appropriation	Estimated expenditures, 1927 appropriation	Expended and obligated, 1926		
Supplies and materials:					
0200 Stationery and office supplies.....	\$100.00	\$100.00			
0240 Wearing apparel and sewing supplies.....	2,325.00	2,225.00	\$1,823.65		
02 Total supplies and materials.....	2,425.00	2,325.00	1,823.65		
07 Transportation.....			1.58		
13 Special and miscellaneous.....	75.00	75.00	71.67		
Reserve.....		100.00			
Total.....	2,500.00	2,500.00	1,896.90		

*Estimates of appropriations required for the service of the fiscal year ending June 30, 1928—Continued*

General object (title of appropriation), date of acts, references to Statutes at Large, or to Revised Statutes, and estimated amount required for each detailed object				Total amount to be appropriated under each head of appropriation	Amount appropriated for the fiscal year ending June 30, 1927
<b>Reconstructing Roof, etc., Executive Mansion—</b> [For reconstructing the roof, attic, and ceilings of the second story of the Executive Mansion, including all necessary work in connection therewith, to be prosecuted, by contract or otherwise as the President may determine, under the supervision of the Director of Public Buildings and Public Parks of the National Capital, fiscal years 1927 and 1928: <i>Provided</i> , That not to exceed \$25,000 of this sum may be expended for rent of suitable quarters in the District of Columbia or elsewhere for the President and his family during such period as the Executive Mansion may not be in condition for occupancy, and for all necessary costs incident to such temporary use of such quarters, including minor alterations and repairs: <i>Provided further</i> , That the services of a consulting architect and an inspector may be employed without reference to the classification act of 1923, and at rates to be fixed by the President] ( <i>act July 3, 1926, vol. 44, p. 844</i> ) -----					\$375, 000.
	Estimated expenditures 1928 appropriation	Estimated expenditures 1927 appropriation	Expended and obligated, 1926		
Salaries and wages:	<i>Average</i>	<i>Average</i>			
Temporary employees.....	No. 10 Salary \$1,750	No. 10 Salary \$1,750			
Total number of employees.....	10	10			
01 Total salaries and wages.....	17,500	17,500			
Deduct amount included in objects named below.....	17,500	17,500			
11 Rent.....	25,000				
12 Repairs and alterations.....	162,500	187,500			
Total.....	187,500	187,500			
1 Appropriation of \$375,000 available in fiscal years 1927 and 1928.					
Total under Executive Office.....				\$438, 460. 00	819, 460. 00
INDEPENDENT ESTABLISHMENTS					
ALASKA RELIEF FUNDS					
Permanent appropriations:					
<i>Relief of the Indigent, Alaska Fund, Special Fund—</i>					
Indefinite appropriation of 10 per cent of the receipts from licenses collected outside of incorporated towns in Alaska, to be expended for the relief of persons in Alaska who are indigent and incapacitated through nonage, old age, sickness, or accident ( <i>acts Jan. 27, 1905, vol. 33, p. 616, sec. 1; Feb. 9, 1909, vol. 35, p. 601, sec. 7; Mar. 3, 1913, vol. 37, p. 728, sec. 1</i> ) -----				15, 000. 00	15, 000.
<i>Redistribution, Funds for Indigent, Alaska Fund, Special Fund—</i>					
Indefinite appropriation of such portion of the fund for relief of indigent in Alaska as may remain unexpended and be returned to the Treasury, available for relief in other divisions of the Territory when needed ( <i>act Mar. 3, 1913, vol. 37, p. 728, sec. 1</i> ) -----					
22 Relief of indigent persons in Alaska: Expenditures—1923, \$15,000; 1927, \$15,000; 1926, \$23,211.01.					
OFFICE OF ALIEN PROPERTY CUSTODIAN					
<i>Salaries and Expenses, Office of Alien Property Custodian—</i>					
For expenses of the Alien Property Custodian authorized by the act entitled "An act to define, regulate, and punish trading with the enemy, and for other purposes," approved October 6, 1917, as amended, including personal and other services and rental of quarters in the District of Columbia and elsewhere, per diem allowances in lieu of subsistence [not exceeding \$4], traveling expenses, law books, books of reference and periodicals, supplies and equipment, and maintenance, repair, and operation of motor-propelled passenger-carrying vehicles [\$130,000] \$97,500, of which amount not to exceed [\$122,900] \$92,000 may be expended for personal services in the District of Columbia: <i>Provided</i> , That this appropriation shall not be available for rent of buildings in the District of Columbia if suitable space is provided by the Public Buildings Commission ( <i>act Apr. 22, 1926, vol. 44, p. 306</i> ) -----				97, 500. 00	130, 000. 00

*Estimates of appropriations required for the service of the fiscal year ending June 30, 1928—Continued*

General object (title of appropriation), date of acts, references to Statutes at Large, or to Revised Statutes, and estimated amount required for each detailed object				Total amount to be appropriated under each head of appropriation	Amount appropriated for the fiscal year ending June 30, 1927
<i>Salaries and Expenses, Office of Alien Property Custodian—Continued.</i>					
	Estimated expenditures, 1928 appropriation	Estimated expenditures, 1927 appropriation	Expended and obligated, 1926		
Departmental service:					
Salaries—					
Professional and scientific service—					
Grade 6, \$6,000 to \$7,500; average, \$6,750—	Average—	Average—	Average—		
Chief attorney (general counsel).....	No. Salary	No. Salary	No. Salary		
Grade 5, \$5,200 to \$6,000; average, \$5,600—		1 \$7,500.00	1 \$7,500.00		
Senior attorney (managing director).....	1 \$6,000.00	1 6,000.00	1 6,000.00		
Grade 4, \$3,800 to \$5,000; average, \$4,400—			1 5,000.00		
Attorney (chief division).....			1 1,959.40		
Grade 3, \$3,000 to \$3,600; average, \$3,300—			1 2,700.00		
Associate attorney (assistant division chief).....			1 2,700.00		
Grade 2, \$2,400 to \$3,000; average, \$2,700—	1 2,700.00	1 2,700.00	1 2,700.00		
Assistant attorney.....					
Clerical, administrative, and fiscal service—					
Grade 13, \$6,000 to \$7,500; average, \$6,750—					
Executive officer (custodian).....	1 7,500.00	1 7,500.00	1 6,345.83		
Grade 11, \$3,800 to \$5,000; average, \$4,400—					
Administrative officer (chief division).....		1 5,000.00	1 5,000.00		
Grade 10, \$3,300 to \$3,900; average, \$3,600—					
Junior administrative officer (assistant division chief).....	1 3,900.00	1 3,900.00	1 3,900.00		
Grade 8, \$2,700 to \$3,300; average, \$3,000—					
Administrative assistant (chief accountant).....	1 3,300.00	1 3,300.00	1 3,300.00		
Grade 7, \$2,400 to \$3,000; average, \$2,700—					
Junior administrative assistants (accountants).....	3 2,817.00	3 2,817.00	5 2,660.00		
Grade 6, \$2,100 to \$2,700; average, \$2,400—					
Principal clerks.....	3 2,400.00	1 2,400.00	1 2,100.00		
Grade 5, \$1,860 to \$2,400; average, \$2,111.43—					
Senior clerks (adjusters and examiners).....	2 2,200.00	4 2,200.00	1 2,000.00		
Grade 4, \$1,680 to \$2,040; average, \$1,860—					
Clerks.....	2 1,990.00	4 1,872.00	6 1,870.00		
Translator.....	1 1,680.00	1 1,680.00	1 1,680.00		
Grade 3, \$1,500 to \$1,860; average, \$1,680—					
Assistant clerks.....	10 1,787.00	13 1,787.00	8 1,725.00		
Senior stenographer.....	1 1,700.00	1 1,700.00	5 1,752.00		
Grade 2, \$1,320 to \$1,680; average, \$1,500—					
Junior clerks.....	3 1,530.00	4 1,530.00	4 1,515.00		
Junior stenographers.....	2 1,640.00	3 1,640.00	6 1,550.00		
Grade 1, \$1,140 to \$1,500; average, \$1,320—					
Underclerk.....	1 1,800.00	1 1,800.00	1 1,800.00		
Underoperators.....	2 1,440.00	3 1,440.00	3 1,440.00		
Custodial service—					
Grade 5, \$1,320 to \$1,680; average, \$1,500—					
Junior mechanic.....	1 1,620.00	1 1,620.00	1 1,620.00		
Grade 4, \$1,140 to \$1,500; average, \$1,320—					
Undermechanic.....	1 1,320.00	1 1,320.00	1 1,320.00		
Grade 3, \$1,020 to \$1,260; average, \$1,140—					
Messengers.....	6 1,113.00	9 1,113.00	10 1,140.00		
Guard.....	1 1,110.00	1 1,110.00	1 1,020.00		
Grade 2, \$800 to \$1,140; average, \$1,020—					
Junior laborer.....		1 1,020.00	2 1,020.00		
Total average number of employees.....	44	58	65		
Total salaries, departmental service.....	92,000.00	121,900.00	133,445.23		
The difference between 1928 and 1927 is due to decrease in force, \$29,900.					
02 Stationery and office supplies.....	800.00	1,000.00	3,279.97		
04 Storage and care of motor vehicles.....	500.00	500.00	808.05		
Communication service:					
0501 Telegraph, cable, and radio service.....	300.00	300.00	657.85		
0510 Telephone service.....	800.00	1,000.00	1,573.35		
0520 Postage.....	300.00	400.00	300.00		
05 Total communication service.....	1,400.00	1,700.00	2,531.20		
Travel expenses:					
0615 Transportation.....	1,400.00	2,200.00	2,357.65		
0616 Subsistence.....	500.00	800.00	1,172.00		
06 Total travel expenses.....	1,900.00	3,000.00	3,529.65		
11 Rental of safe deposit boxes.....	200.00	380.00	415.13		
13 Special and miscellaneous current expenses.....	300.00	310.00	357.43		
30 Equipment: Office furniture, files, etc.....	400.00	210.00	3,160.38		
Reserve.....		1,000.00			
Total.....	97,500.00	130,000.00	147,527.04		
1 Civil War veteran, at \$1,800.					
<i>Printing and Binding, Office of Alien Property Custodian—</i>					
For all printing and binding for the Alien Property Custodian (act Apr. 22, 1926, vol. 44, p. 306).....				\$500.00	\$650.00
02011 Printed forms and letterheads: Expenditures—1928, \$500; 1927, \$650; 1926, \$758.33.					
Total, office of Alien Property Custodian.....				98,000.00	130,650.00

*Estimates of appropriations required for the service of the fiscal year ending June 30, 1928—Continued*

General object (title of appropriation), date of acts, references to Statutes at Large, or to Revised Statutes, and estimated amount required for each detailed object				Total amount to be appropriated under each head of appropriation	Amount appropriated for the fiscal year ending June 30, 1927																																																																																																				
<p><b>American Battle Monuments Commission—</b></p> <p>For every expenditure requisite for or incident to the work of the American Battle Monuments Commission authorized by the act entitled "An act for the creation of an American Battle Monuments Commission to erect suitable memorials commemorating the services of the American soldier in Europe, and for other purposes," approved March 4, 1923, including the acquisition of land or interest in land in foreign countries for carrying out the purposes of said act without submission to the Attorney General of the United States under the provisions of section 355 of the Revised Statutes; employment of personal services in the District of Columbia and elsewhere; the transportation of, mileage of, reimbursement of actual travel expenses or per diem in lieu thereof to the personnel engaged upon the work of the commission; the reimbursement of actual travel expenses (not exceeding an average of \$8 per day for subsistence) or per diem in lieu thereof (not exceeding \$7 per day) to, and the transportation of the members of the commission, while engaged upon the work of the commission; the establishment of offices and the rent of office space in foreign countries; the purchase of motor-propelled passenger-carrying vehicles for the official use of the commission and its personnel in foreign countries, at a total cost of not to exceed \$2,500; the maintenance, repair, and operation of motor-propelled passenger-carrying vehicles, which may be furnished to the commission by other departments of the Government or acquired by purchase; printing, binding, engraving, lithographing, photographing, and typewriting; the purchase of maps, textbooks, newspapers, and periodicals; <b>[\$800,000,] \$600,000, [Provided, That the appropriation herein made shall be immediately available, and together with the unexpended balances of the appropriations made available for the fiscal year 1926 by the act approved March 3, 1925, shall] to remain available until expended: [Provided further, That the commission may incur obligations and enter into contracts for building materials and supplies and for construction work, which, inclusive of the amounts herein made available, shall not exceed a total of \$3,000,000:] Provided, That notwithstanding the requirements of existing laws or regulations and under such terms and conditions as the commission may in its discretion deem necessary and proper, the commission may contract for work in Europe, and engage, by contract or otherwise, the services of architects, firms of architects, and other technical and professional personnel: Provided further, That when traveling on business of the commission, officers of the Army serving as members or as secretary of the commission may be reimbursed for expenses as provided for other members of the commission: Provided further, That disbursements for expenditures outside of continental United States may be made by a special disbursing agent designated by the commission and under such regulations as it may prescribe (acts Mar. 4, 1923, vol. 42, p. 1509; June 7, 1924, vol. 43, p. 522; Mar. 3, 1925, vol. 43, pp. 1199-1200; Apr. 22, 1926, vol. 44, pp. 306-307)</b></p>				\$600, 000. 00	\$800, 000. 00																																																																																																				
<table><tr><td></td><td>Estimated expenditures, 1928 appropriation</td><td>Estimated expenditures, 1927 appropriation</td><td>Expended and obligated, 1926</td></tr><tr><td>Departmental service:</td><td></td><td></td><td></td></tr><tr><td>Salaries—</td><td></td><td></td><td></td></tr><tr><td>Clerical, administrative, and fiscal service—</td><td></td><td></td><td></td></tr><tr><td>Grade 7, \$2,400 to \$3,000; average, \$2,700—</td><td>Average—</td><td>Average—</td><td>Average—</td></tr><tr><td>Junior administrative assistant.....</td><td>No. 1 Salary \$3,000</td><td>No. 1 Salary \$3,000</td><td>No. 1 Salary \$3,000</td></tr><tr><td>Grade 6, \$2,100 to \$2,700; average, \$2,400—</td><td></td><td></td><td></td></tr><tr><td>Principal accounting and auditing assistant.....</td><td></td><td></td><td>11 2,300</td></tr><tr><td>Grade 5, \$1,860 to \$2,400; average, \$2,111—</td><td></td><td></td><td></td></tr><tr><td>Senior clerk.....</td><td>1 2,100</td><td>1 2,000</td><td></td></tr><tr><td>Grade 4, \$1,680 to \$2,040; average, \$1,860—</td><td></td><td></td><td></td></tr><tr><td>Clerk.....</td><td>1 1,860</td><td></td><td>1 1,830</td></tr><tr><td>Grade 3, \$1,500 to \$1,860; average, \$1,680—</td><td></td><td></td><td></td></tr><tr><td>Assistant clerk-stenographer.....</td><td>1 1,740</td><td>1 1,680</td><td>1 1,500</td></tr><tr><td>Grade 2, \$1,320 to \$1,680; average, \$1,500—</td><td></td><td></td><td></td></tr><tr><td>Junior clerks.....</td><td>1 1,440</td><td>2 1,380</td><td>11 1,320</td></tr><tr><td>Custodial service—</td><td></td><td></td><td></td></tr><tr><td>Grade 4, \$1,140 to \$1,500; average, \$1,320—</td><td></td><td></td><td></td></tr><tr><td>Head messenger.....</td><td>1 1,200</td><td>1 1,200</td><td>1 1,170</td></tr><tr><td>Total average number of employees.....</td><td>6</td><td>6</td><td>5</td></tr><tr><td>Total salaries, departmental service.....</td><td>11,340.00</td><td>10,640.00</td><td>9,605.60</td></tr><tr><td>The difference between 1928 and 1927 is due to—</td><td></td><td></td><td></td></tr><tr><td>Increase in force.....</td><td>480</td><td></td><td></td></tr><tr><td>Increase in salaries.....</td><td>220</td><td></td><td></td></tr><tr><td>Total increase.....</td><td>700</td><td></td><td></td></tr></table>					Estimated expenditures, 1928 appropriation	Estimated expenditures, 1927 appropriation	Expended and obligated, 1926	Departmental service:				Salaries—				Clerical, administrative, and fiscal service—				Grade 7, \$2,400 to \$3,000; average, \$2,700—	Average—	Average—	Average—	Junior administrative assistant.....	No. 1 Salary \$3,000	No. 1 Salary \$3,000	No. 1 Salary \$3,000	Grade 6, \$2,100 to \$2,700; average, \$2,400—				Principal accounting and auditing assistant.....			11 2,300	Grade 5, \$1,860 to \$2,400; average, \$2,111—				Senior clerk.....	1 2,100	1 2,000		Grade 4, \$1,680 to \$2,040; average, \$1,860—				Clerk.....	1 1,860		1 1,830	Grade 3, \$1,500 to \$1,860; average, \$1,680—				Assistant clerk-stenographer.....	1 1,740	1 1,680	1 1,500	Grade 2, \$1,320 to \$1,680; average, \$1,500—				Junior clerks.....	1 1,440	2 1,380	11 1,320	Custodial service—				Grade 4, \$1,140 to \$1,500; average, \$1,320—				Head messenger.....	1 1,200	1 1,200	1 1,170	Total average number of employees.....	6	6	5	Total salaries, departmental service.....	11,340.00	10,640.00	9,605.60	The difference between 1928 and 1927 is due to—				Increase in force.....	480			Increase in salaries.....	220			Total increase.....	700				
	Estimated expenditures, 1928 appropriation	Estimated expenditures, 1927 appropriation	Expended and obligated, 1926																																																																																																						
Departmental service:																																																																																																									
Salaries—																																																																																																									
Clerical, administrative, and fiscal service—																																																																																																									
Grade 7, \$2,400 to \$3,000; average, \$2,700—	Average—	Average—	Average—																																																																																																						
Junior administrative assistant.....	No. 1 Salary \$3,000	No. 1 Salary \$3,000	No. 1 Salary \$3,000																																																																																																						
Grade 6, \$2,100 to \$2,700; average, \$2,400—																																																																																																									
Principal accounting and auditing assistant.....			11 2,300																																																																																																						
Grade 5, \$1,860 to \$2,400; average, \$2,111—																																																																																																									
Senior clerk.....	1 2,100	1 2,000																																																																																																							
Grade 4, \$1,680 to \$2,040; average, \$1,860—																																																																																																									
Clerk.....	1 1,860		1 1,830																																																																																																						
Grade 3, \$1,500 to \$1,860; average, \$1,680—																																																																																																									
Assistant clerk-stenographer.....	1 1,740	1 1,680	1 1,500																																																																																																						
Grade 2, \$1,320 to \$1,680; average, \$1,500—																																																																																																									
Junior clerks.....	1 1,440	2 1,380	11 1,320																																																																																																						
Custodial service—																																																																																																									
Grade 4, \$1,140 to \$1,500; average, \$1,320—																																																																																																									
Head messenger.....	1 1,200	1 1,200	1 1,170																																																																																																						
Total average number of employees.....	6	6	5																																																																																																						
Total salaries, departmental service.....	11,340.00	10,640.00	9,605.60																																																																																																						
The difference between 1928 and 1927 is due to—																																																																																																									
Increase in force.....	480																																																																																																								
Increase in salaries.....	220																																																																																																								
Total increase.....	700																																																																																																								



*Estimates of appropriations required for the service of the fiscal year ending June 30, 1928—Continued*

General object (title of appropriation), date of acts, references to Statutes at Large, or to Revised Statutes, and estimated amount required for each detailed object				Total amount to be appropriated under each head of appropriation	Amount appropriated for the fiscal year ending June 30, 1927
<b>American Battle Monuments Commission—Continued.</b>					
	Estimated expenditures, 1928 appropriation	Estimated expenditures, 1927 appropriation	Expended and obligated, 1926		
Field service:					
Salaries and wages—					
Salary range, \$1,860 to \$2,400; average, \$2,100—					
Senior clerk	Average— No. Salary	Average— No. Salary	Average— No. Salary		
Salary range, \$1,680 to \$2,040; average, \$1,860—	1 \$2,030				
Accounting assistant	1 1,860	1 \$1,860	1 \$1,800		
Liaison agent	1 1,800	1 1,800	1 1,800		
Salary range, \$1,500 to \$1,860; average, \$1,680—					
Assistant clerk-stenographer	1 1,560	1 1,560			
Clerks of the works	4 1,560	1 1,560			
Salary range, \$1,320 to \$1,680; average, \$1,500—					
Clerks of the works	3 1,380	1 1,380			
Junior clerk	1 1,320	1 1,320			
Salary range, \$1,020 to \$1,260; average, \$1,140—					
Chauffeur	1 1,020	1 1,020	1 900		
Laborer	1 1,020				
Total average number of employees	14	8	1 1/4		
Total salaries and wages, field service	20,990.00	11,970	2,396.01		
The difference between 1928 and 1927 is due to increase in force, \$9,020.					
01 Total personal services	32,330.00	22,610.00	12,001.61		
02 Supplies and materials	900.00	900.00	936.04		
05 Communication service	600.00	600.00	304.18		
06 Travel expenses	21,800.00	16,800.00	4,774.29		
07 Transportation of things	8,000.00	4,000.00			
08 Printing, engraving, lithographing, binding, photographing and typewriting (services)	2,000.00	3,500.00	1,750.69		
09 Advertising and publication of notices	200.00	150.00			
11 Rents	2,500.00	700.00	819.06		
13 Cemeteries			45,081.18		
30 Equipment	3,500.00	3,000.00	29.39		
31 Land and interests in land	7,000.00	15,000.00			
32 Structures and parts, and nonstructural improvements to land	521,170.00	1,147,616.00	74,584.82		
Total	600,000.00	1,214,876.00	140,281.26		

NOTE.—The estimated expenditures shown in column for 1927, in excess of the amount appropriated, are from unexpended balances of prior years.

## ARLINGTON MEMORIAL BRIDGE COMMISSION

*Arlington Memorial Bridge—*

For continuing the construction of the Arlington Memorial Bridge across the Potomac River at Washington, authorized in an act entitled "An act to provide for the construction of a memorial bridge across the Potomac River from a point near the Lincoln Memorial in the city of Washington to an appropriate point in the State of Virginia, and for other purposes," approved February 24, 1925, to be expended in accordance with the provisions and conditions of the said act, including all necessary incidental and contingent expenses, printing and binding, and traveling expenses, to be available immediately and to remain available until expended: *Provided*, That the act approved February 24, 1925, shall be construed as authorizing the expenditure, with the specific approval of the Arlington Memorial Bridge Commission, of such portion as said commission shall determine, of this or any other appropriation heretofore or hereafter made to carry out said project, for the employment on such terms as said commission shall decide, of expert consultants, engineers, architects, sculptors, or artists, or firms, partnerships, or associations thereof, including the facilities, service, travel, and other expenses of their respective organizations so far as employed upon this project, in accordance with the usual customs of their several professions, without regard to the restrictions of law governing the employment, salaries, or traveling expenses of regular employees of the United States: *Provided further*, That under the authority contained in the preceding proviso the aggregate amount to be expended in connection with the entire project shall not exceed \$250,000 and any payments in reimbursement of actual expenses incurred for subsistence shall not exceed the rate of \$10 per day and any payments for per diem allowances for subsistence shall not exceed the rate of \$8 per day (*acts Feb. 24, 1925, vol. 43, p. 974; Apr. 22, 1926, vol. 44, p. 307*)

\$2,500,000.00

\$2,500,000.00

*Estimates of appropriations required for the service of the fiscal year ending June 30, 1928—Continued*

General object (title of appropriation), date of acts, references to Statutes at Large, or to Revised Statutes, and estimated amount required for each detailed object				Total amount to be appropriated under each head of appropriation	Amount appropriated for the fiscal year ending June 30, 1927
<b>Arlington Memorial Bridge—Continued.</b>					
	Estimated expenditures, 1928 appropriation	Estimated expenditures, 1927 appropriation	Expended and obligated, 1926		
Field service:					
Salaries and wages—					
Salary range, \$3,800 to \$5,000; average, \$4,400—					
Engineers.....	Average— No. 2 Salary \$4,900	Average— No. 2 Salary \$4,900	Average— No. 1 Salary \$5,000		
Salary range, \$2,400 to \$3,000; average, \$2,700—					
Architectural draftsman.....	1 2,700	1 2,700	1 2,700		
Structural designers.....	3 2,700	3 2,700	1 2,700		
Inspectors.....	8 2,400	8 2,400			
Salary range, \$2,100 to \$2,700; average, \$2,400—					
Surveyor.....	1 2,100	1 2,100	1 2,100		
Cost accountant.....	1 2,400	1 2,400	1 2,400		
Salary range, \$1,680 to \$2,040; average, \$1,860—					
Clerks.....	3 1,860	3 1,860	2 1,860		
Salary range, \$1,320 to \$1,680; average, \$1,500—					
Assistant clerks.....	5 1,500	5 1,500	3 1,350		
Temporary employees.....	4 1,130	4 1,130	3 1,120		
Total average number of employees.....	28	28	12		
01 Total salaries and wages, field service.....	61,900	61,900	24,834.44		
Deduct expenditures for personal services included in objects named below.....	61,900	61,900	24,834.44		
32 Bridges and viaducts.....	2,500,000.00	2,494,947.49	497,352.51		
Total.....	2,500,000.00	2,494,947.49	497,352.51		

1 Balance of continuing appropriation.

2 Total expended 1925 and 1926, \$505,052.51.

## BOARD OF MEDIATION

*Salaries and Expenses, Board of Mediation—**For five members of the board, at \$12,000 each.....*

\$60,000.00

*For other authorized expenditures of the Board of Mediation in performing the duties imposed by law, including not to exceed \$121,100 for personal services in the District of Columbia in accordance with the classification act of 1928, and for personal services in the field; contract stenographic reporting services; supplies and equipment; law books and books of reference; newspapers and periodicals, for which payment may be made in advance; traveling expenses; rent of quarters in the District of Columbia, if space is not provided by the Public Buildings Commission, and rent of quarters outside the District of Columbia (acts May 20, 1926, vol. 44, p. 587, sec. 12; July 3, 1926, vol. 44, p. 844).....*

177,000.00

\$237,000.00

\$265,740.00

	Estimated expenditures, 1928 appropriation	Estimated expenditures, 1927 appropriation	Expended and obligated, 1926
Departmental service:			
Salaries—			
Clerical, administrative, and fiscal service—			
Grade 14, \$7,500 and over—			
Members of board.....	Average— No. 5 Salary \$12,000	Average— No. 5 Salary \$12,000	Average— No. Salary
Grade 13, \$6,000 to \$7,500; average, \$6,750—			
Secretary to board.....	1 7,000	1 6,500	
Grade 12, \$5,200 to \$6,000; average, \$5,600—			
Chiefs, technical divisions.....	3 5,400	3 5,200	
Chief, research division.....	1 5,400	1 5,200	
Grade 11, \$3,800 to \$4,400; average, \$4,100—			
Chief, division of administration.....	1 4,600	1 4,400	
Assistant chief of division.....	1 4,600	1 4,400	
Assistant chiefs of divisions.....	2 4,200	2 4,000	
Assistant mediators.....	8 4,000	8 3,800	
Grade 10, \$3,300 to \$3,900; average, \$3,600—			
Assistant chief, division of administration.....	1 3,700	1 3,600	
Grade 7, \$2,400 to \$3,000; average, \$2,700—			
Secretaries to members.....	5 2,700	5 2,700	
Grade 5, \$1,800 to \$2,400; average, \$2,100—			
Secretary to Secretary.....	1 2,100	1 2,100	
Assistant to chief, division of administration.....	1 2,100	1 2,100	
Clerk.....	1 2,000	1 2,000	
Grade 3, \$1,500 to \$1,860; average, \$1,680—			
Clerk.....	1 1,860	1 1,860	
Clerk.....	1 1,680	1 1,680	
Clerk.....	1 1,500	1 1,500	
Clerk-stenographer.....	1 1,860	1 1,860	
Clerk-stenographer.....	1 1,680	1 1,680	
Clerk-stenographer.....	1 1,500	1 1,500	
Grade 2, \$1,320 to \$1,680; average, \$1,500—			
Typist.....	1 1,500	1 1,440	
Typist.....	1 1,440	1 1,320	
Typist.....	1 1,380	1 1,320	
Office device operator.....	1 1,440	1 1,380	

*Estimates of appropriations required for the service of the fiscal year ending June 30, 1928—Continued*

General object (title of appropriation), date of acts, references to Statutes at Large, or to Revised Statutes, and estimated amount required for each detailed object				Total amount to be appropriated under each head of appropriation	Amount appropriated for the fiscal year ending June 30, 1927
<b>Salaries and Expenses, Board of Mediation—Continued.</b>					
	Estimated expenditures, 1928 appropriation	Estimated expenditures, 1927 appropriation	Expended and obligated, 1926		
<b>Departmental service—Continued.</b>					
<b>Salaries—Continued</b>					
Clerical, administrative, and fiscal service—Contd.	<i>Average—</i>	<i>Average—</i>	<i>Average—</i>		
Grade 1, \$1,140 to \$1,500; average, \$1,320—	<i>No. Salary</i>	<i>No. Salary</i>	<i>No. Salary</i>		
Telephone operator.....	1 \$1,380	1 \$1,320	-----		
Custodial service—					
Grade 3, \$1,000 to \$1,260; average, \$1,140—					
Messengers.....	2 1,140	2 1,140	-----		
Total number of employees.....	44	44	-----		
Total salaries, departmental service.....	181,100	178,940	-----		
The difference between 1928 and 1927 is due to promotions to next higher salary rates, \$4,160.					
01 Supplies and materials.....	4,000	5,000	-----		
Communication service:					
0500 Telegraph service.....	3,800	5,000	-----		
0510 Telephone service.....	2,000	3,000	-----		
0520 Other communication service.....	250	250	-----		
05 Total communication service.....	6,050	8,250	-----		
Travel expenses:					
0600 Commercial transportation.....	11,000	18,500	-----		
0610 Local transportation.....	50	50	-----		
0630 Per diem in lieu of subsistence.....	19,000	33,500	-----		
06 Total travel expenses.....	30,050	52,050	-----		
07 Transportation of things.....	100	3,500	-----		
08 Transcript of proceedings, reporting.....	1,000	2,000	-----		
11 Rent of office building.....	13,500	14,000	-----		
12 Repairs and alterations.....	200	500	-----		
13 Special and miscellaneous current expenses.....	500	500	-----		
30 Equipment.....	500	3,000	-----		
Total.....	237,000	265,740	-----		
<b>Salaries and Expenses, Arbitration Boards, Board of Mediation—</b>					
<i>To enable the Board of Mediation to pay necessary expenses of arbitration boards, including compensation of members and employees of such boards, together with their necessary traveling expenses and expenses actually incurred for subsistence while so employed, and printing of awards, together with proceedings and testimony relating thereto, as authorized by the railway labor act, including also contract stenographic reporting service and rent of quarters when suitable quarters can not be supplied in any Federal building (act May 20, 1926, vol. 44, p. 532, sec. 7) (submitted) -----</i>				\$100,000.00	\$16,480.00
13 Special and miscellaneous expenses: Expenditures—1928, \$100,000; 1927, \$16,480.					
<b>Expenses, Emergency Boards—</b>					
<i>For expenses of emergency boards appointed by the President to investigate and report respecting disputes between carriers and their employees, as authorized by section 10, railway labor act, approved May 20, 1926 (submitted) -----</i>				50,000.00	
13 Special and miscellaneous expenses: Expenditures—1928, \$50,000.					
<b>Printing and Binding, Board of Mediation—</b>					
<i>For all printing and binding for the Board of Mediation (act May, 20, 1926, vol. 44, p. 587, sec. 12) -----</i>				3,000.00	3,000.00
	Estimated expenditures, 1928 appropriation	Estimated expenditures, 1927 appropriation	Expended and obligated, 1926		
02 Printed forms and letterheads.....	\$600.00	\$600.00	-----		
06 Printing and binding.....	2,400.00	2,400.00	-----		
Total printing and binding.....	3,000.00	3,000.00	-----		
<i>Section 3709 of the Revised Statutes of the United States shall not be construed to apply to any purchase or service rendered for the Board of Mediation, including arbitration boards established under the railway labor act, when the aggregate amount involved does not exceed the sum of \$25, during the fiscal year 1928.</i>					
<b>Total, Board of Mediation.....</b>				390,000.00	285,220.00

## Estimates of appropriations required for the service of the fiscal year ending June 30, 1928—Continued

General object (title of appropriation), date of acts, references to Statutes at Large, or to Revised Statutes, and estimated amount required for each detailed object				Total amount to be appropriated under each head of appropriation	Amount appropriated for the fiscal year ending June 30, 1927
<b>BOARD OF TAX APPEALS</b>					
<b>Salaries and Expenses, Board of Tax Appeals—</b>					
For every expenditure requisite for and incident to the work of the Board of Tax Appeals as authorized under Title IX, section 900, of the revenue act of 1924, approved June 2, 1924, as amended by Title X of the revenue act of 1926, approved February 26, 1926, including personal services and contract stenographic reporting services, rent at the seat of government and elsewhere, traveling expenses, [necessary expenses for subsistence or per diem in lieu of subsistence,] car fare, stationery, furniture, office equipment, purchase and exchange of typewriters, law books, and books of reference, periodicals, and all other necessary supplies [of which \$13,888.64 shall be immediately available] [\$594,224.64] \$546,960, of which amount not to exceed \$422,248.64 \$390,460 may be expended for personal services in the District of Columbia: <i>Provided</i> , That this appropriation shall not be available for rent of buildings in the District of Columbia if suitable space is provided by the Public Buildings Commission (acts June 2, 1924, vol. 43, pp. 336-338, sec. 900; Feb. 26, 1926, vol. 44, p. 105; Apr. 22, 1926, vol. 44, p. 307) -----				\$546,960.00	\$594,224.64
	Estimated expenditures, 1928 appropriation	Estimated expenditures, 1927 appropriation	Expended and obligated, 1926		
<b>Departmental service:</b>					
<b>Salaries—</b>					
<b>Professional service—</b>	<i>Average—</i>	<i>Average—</i>	<i>Average—</i>		
Chief attorneys.....	No. 16 Salary \$10,000	No. 16 Salary \$10,000	No. 14½ Salary \$8,347		
Grade 5, \$5,200 to \$6,000; average, \$5,600—					
Special attorneys.....	5 5,600	3 5,400	4½ 5,130		
Grade 4, \$3,800 to \$5,000; average, \$4,400—					
Attorneys.....	9 4,400	4½ 4,400			
Grade 3, \$3,000 to \$3,600; average, \$3,300—					
Associate attorneys.....	3 3,300	3½ 3,300	4 3,150		
Grade 2, \$2,400 to \$3,000; average, \$2,700—					
Associate attorneys.....		2½ 2,442			
Grade 1, \$1,860 to \$2,400; average, \$2,100—					
Associate attorney.....			1 2,400		
Junior attorneys.....		3 2,130	2½ 1,940		
<b>Subprofessional service—</b>					
Grade 6, \$1,860 to \$2,400; average, \$2,100—					
Senior librarian assistant.....	1 2,100	1 2,100	1 1,860		
<b>Clerical, administrative, and fiscal service—</b>					
Grade 13, \$6,000 to \$7,500; average, \$6,500—					
Executive accountants and auditors.....	2 6,500	1½ 6,000			
Grade 12, \$6,200 to \$6,600; average, \$5,600—					
Senior administrative officer.....	1 5,600	1 5,400	1 5,200		
Auditor.....			1 6,000		
Grade 10, \$3,000 to \$3,900; average, \$3,600—					
Administrative officer.....	1 3,800	1 3,400			
Grade 7, \$2,400 to \$3,000; average, \$2,700—					
Junior administrative assistant.....	1 2,700	½ 2,700			
Principal stenographer.....	1 2,700	½ 2,700			
Grade 6, \$2,100 to \$2,700; average, \$2,400—					
Principal stenographer.....		½ 2,300	1 2,304		
Principal clerks.....	4 2,300	4 2,300			
Grade 5, \$1,860 to \$2,400; average, \$2,100—					
Senior clerks.....	5 2,100	5½ 2,174	3½ 2,137		
Senior clerk-stenographers.....	15 2,100	15½ 2,060	15½ 1,968		
Grade 4, \$1,680 to \$2,040; average, \$1,860—					
Clerks.....	8 1,680	7½ 1,852	4½ 1,708		
Clerk-stenographers.....	8 1,680	13½ 1,709	3½ 1,696		
Grade 3, \$1,500 to \$1,860; average, \$1,680—					
Clerks.....	3 1,620	8½ 1,649	4 1,536		
Senior stenographers.....	2 1,620	3 1,620	9½ 1,540		
Grade 2, \$1,320 to \$1,680; average, \$1,500—					
Clerks.....	4 1,500	6 1,494	5½ 1,428		
Typists.....	4 1,500	9½ 1,460	8½ 1,426		
Stenographers.....	2 1,500	2 1,500	½ 1,453		
Grade 1, \$1,140 to \$1,500; average, \$1,320—					
Underoperator.....	1 1,500	1 1,500	1 1,365		
Underclerks.....	5 1,344	9 1,300	6½ 1,167		
Underclerk-typists.....	4 1,170	2½ 1,300	4½ 1,231		
Head mail clerk.....	1 1,500	½ 1,500			
Mail clerk.....	1 1,440	1½ 1,320			
<b>Custodial service—</b>					
Grade 4, \$1,140 to \$1,500; average, \$1,320—					
Head messenger.....	1 1,440	1 1,390	1 1,440		
Grade 3, \$1,020 to \$1,260; average, \$1,140—					
Messengers.....	4 1,140	3½ 1,100	5 1,164		
<b>Total number of employees.....</b>	<b>112</b>	<b>129½</b>	<b>104½</b>		
<b>Total salaries, departmental service.....</b>	<b>390,460.00</b>	<b>408,360.00</b>	<b>299,826.36</b>		
The difference between 1927 and 1928 is due to decrease in force, \$17,900.					
<b>Supplies and materials:</b>					
0200 Stationery and office supplies.....	6,593.57	8,696.00	10,003.34		
02011 Printed envelopes.....	500.00	500.00	402.16		
<b>02 Total supplies and materials.....</b>	<b>7,093.57</b>	<b>9,196.00</b>	<b>10,405.50</b>		

*Estimates of appropriations required for the service of the fiscal year ending June 30, 1928—Continued*

General object (title of appropriation), date of acts, references to Statutes at Large, or to Revised Statutes, and estimated amount required for each detailed object				Total amount to be appropriated under each head of appropriation	Amount appropriated for the fiscal year ending June 30, 1927
<b>Salaries and Expenses, Board of Tax Appeals—Continued.</b>					
	Estimated expenditures, 1928 appropriation	Estimated expenditures, 1927 appropriation	Expended and obligated, 1926		
Communication service:					
0500 Telegraph service.....	\$300.00	\$250.00	\$109.80		
0510 Telephone service.....	2,500.00	5,000.00	2,635.92		
0520 Other communication service.....	200.00	250.00	745.00		
05 Total communication service.....	3,000.00	5,500.00	3,490.72		
Travel expenses:					
0615 Transportation.....	13,500.00	15,000.00	5,329.03		
0616 Subsistence.....	22,500.00	25,000.00	8,517.11		
06 Total travel expenses.....	36,000.00	40,000.00	13,846.14		
08 Printing and binding, stenographic work, type-writing, and mimeograph work (job work).....	55,000.00	50,000.00	33,452.24		
09 Advertising.....	250.00	180.00			
11 Rent of building structures.....	48,456.43	48,456.43	40,404.90		
12 Repairs and alterations.....	500.00	1,000.00	174.81		
13 Special miscellaneous expenses.....	700.00	1,000.00	397.94		
Equipment:					
3010 Furnishings and fixtures.....	3,000.00	11,643.57	15,500.40		
3020 Educational and scientific equipment.....	2,500.00	5,000.00	3,737.55		
30 Total equipment.....	5,500.00	16,643.57			
Reserve.....		13,888.64			
Total.....	546,960.00	594,224.64	421,236.56		
<b>Printing and Binding, Board of Tax Appeals—</b>					
For all printing and binding for the Board of Tax Appeals (acts June 2, 1924, vol. 43, pp. 336-338, sec. 900; Feb. 26, 1926, vol. 44, p. 105; Apr. 22, 1926, vol. 44, p. 308).....				\$23,040.00	\$20,000.00
	Estimated expenditures, 1928 appropriation	Estimated expenditures, 1927 appropriation	Expended and obligated, 1926		
08 Printing and binding.....	\$21,540.00	\$19,000.00	\$17,315.45		
02011 Printed forms and letterheads.....	1,500.00	1,000.00	684.55		
Total.....	23,040.00	20,000.00	18,000.00		
<b>Total, Board of Tax Appeals.....</b>				<b>570,000.00</b>	<b>614,224.64</b>
<b>BUREAU OF EFFICIENCY</b>					
<b>Salaries and Expenses, Bureau of Efficiency—</b>					
For chief of bureau and other personal services in the District of Columbia in accordance with the classification act of 1923; contingent expenses, including traveling expenses; per diem in lieu of subsistence; supplies; stationery; purchase and exchange of equipment; not to exceed \$100 for law books, books of reference, and periodicals; and not to exceed \$150 for street-car fare; in all \$210,000, of which amount not to exceed \$205,540 may be expended for personal services in the District of Columbia (acts Feb. 28, 1916, vol. 39, p. 15, sec. 1; July 3, 1918, vol. 40, p. 768, sec. 1; Apr. 22, 1926, vol. 44, p. 308).....					
	Estimated expenditures, 1928 appropriation	Estimated expenditures, 1927 appropriation	Expended and obligated, 1926		
Departmental service:					
Salaries—					
Clerical, administrative, and fiscal service—					
Grade 13, \$6,000 to \$7,500; average, \$6,750—	Average—	Average—	Average—		
Executive officer (chief of bureau).....	No. Salary	No. Salary	No. Salary		
Grade 12, \$5,200 to \$6,000; average, \$5,600—	1 \$7,500	1 \$7,500	1 \$7,500		
Senior administrative officer (assistant bureau chief).....	1 6,000	1 6,000	1 6,000		
Chief investigators.....	4 5,400	4 5,390	3½ 5,369		
Grade 11, \$3,800 to \$5,000; average, \$4,400—					
Assistant chief investigators.....	9 4,250	11 4,250	8½ 4,317		
Grade 10, \$3,300 to \$3,900; average, \$3,600—					
Senior investigators.....	4 3,400		2½ 3,556		
Grade 9, \$3,000 to \$3,600; average, \$3,300—					
Investigators.....	12 3,175	14 3,175	6½ 3,255		
				210,000.00	210,000.00

*Estimates of appropriations required for the service of the fiscal year ending June 30, 1928—Continued*

General object (title of appropriation), date of acts, references to Statutes at Large, or to Revised Statutes, and estimated amount required for each detailed object				Total amount to be appropriated under each head of appropriation	Amount appropriated for the fiscal year ending June 30, 1927
<b>Salaries and Expenses, Bureau of Efficiency—Continued.</b>					
	Estimated expenditures, 1928 appropriation	Estimated expenditures, 1927 appropriation	Expended and obligated, 1926		
Departmental service—Continued.					
Salaries—Continued.					
Clerical, administrative, and fiscal service—Contd.					
Grade 7, \$2,400 to \$3,000; average, \$2,700—	Average—	Average—	Average—		
Assistant investigators.....	No. Salary	No. Salary	No. Salary		
Grade 5, \$1,860 to \$2,400; average, \$2,130—	14 \$2,535	13 \$2,520	6 1/2 \$2,656		
Senior investigating assistant.....			1 1/2 1,860		
Senior clerks.....	2 2,100	3 2,080	2 2,200		
Senior clerk-stenographers.....	2 2,300	2 2,080	1 2,300		
Grade 4, \$1,680 to \$2,040; average, \$1,860—					
Clerks.....	2 1,800	3 1,800	1 2,040		
Principal stenographers.....	2 1,860	2 1,880	1 1,943		
Office draftsman.....	1 2,040	1 2,040	1 2,040		
Grade 3, \$1,500 to \$1,860; average, \$1,680—					
Assistant clerks.....	2 1,700	3 1,700	1 1/2 1,696		
Senior stenographers.....	2 1,800	2 1,800	1 1/2 1,742		
Assistant clerk-stenographer.....	1 1,500	1 1,500	1 1,501		
Grade 2, \$1,320 to \$1,680; average, \$1,500—					
Senior typist.....	1 1,440	1 1,440			
Junior stenographers.....	2 1,680	2 1,500	1 1/2 1,680		
Junior operating office devices.....	1 1,440	1 1,440	1 1/2 1,485		
Grade 1, \$1,140 to \$1,500; average, \$1,320—					
Junior typist.....	1 1,440		1 1,440		
Underclerk.....	1 1,440		1 1/2 1,440		
Professional and scientific service—					
Grade 5, \$5,200 to \$6,000; average, \$5,600—					
Senior scientist.....			1 5,200		
Grade 4, \$3,800 to \$5,000; average, \$4,400—					
Scientist.....	1 4,600	1 4,400	1 4,350		
Grade 3, \$3,000 to \$3,600; average, \$3,300—					
Associate chemist.....			1 3,000		
Subprofessional service—					
Grade 1, \$900 to \$1,260; average, \$1,140—					
Junior laboratory apprentice.....	1 1,080	1 900	1 900		
Custodial service—					
Grade 3, \$1,020 to \$1,260; average, \$1,140—					
Messengers.....	3 1,180	3 1,180	3 1,180		
Total average number of employees.....	70	70	45 1/2		
Total salaries, departmental service.....	205,540.00	205,540.00	151,046.64		
Supplies and materials:					
0200 Stationery and office supplies.....	1,100.00	1,150.00	210.84		
0280 Sundry supplies.....	100.00	50.00	103.17		
Total supplies and materials.....	1,200.00	1,200.00	314.01		
Communication service:					
0500 Telegraph service.....	25.00	25.00	7.62		
0510 Telephone service.....	600.00	600.00	669.14		
Total communication service.....	625.00	625.00	676.76		
Travel expenses:					
0615 Transportation.....	500.00	300.00	1,028.31		
0616 Subsistence.....	400.00	200.00	1,377.07		
Total travel expenses.....	900.00	500.00	2,405.38		
Photographing and photographs and prints.....	50.00	50.00	15.00		
Repairs and alterations.....	300.00	300.00	100.92		
Special and miscellaneous current expense.....	265.00	665.00	146.58		
Furniture, furnishings, and fixtures.....	1,120.00	1,120.00	2,859.48		
Total.....	210,000.00	210,000.00	157,564.77		
<b>Printing and Binding, Bureau of Efficiency—</b>					
For all printing and binding for the Bureau of Efficiency (acts Mar. 20, 1922, vol. 42, p. 436, sec. 1; Apr. 22, 1926, vol. 44, p. 308).....				\$350.00	\$350.00
	Estimated expenditures, 1928 appropriation	Estimated expenditures, 1927 appropriation	Expended and obligated, 1926		
0200 Stationery and office supplies.....	\$50.00	\$50.00	\$48.53		
0800 Printing and binding.....	300.00	300.00	286.53		
Total.....	350.00	350.00	335.06		
<b>Total, Bureau of Efficiency.....</b>				210,350.00	210,350.00

*Estimates of appropriations required for the service of the fiscal year ending June 30, 1928—Continued*

General object (title of appropriation), date of acts, references to Statutes at Large, or to Revised Statutes, and estimated amount required for each detailed object	Total amount to be appropriated under each head of appropriation		Amount appropriated for the fiscal year ending June 30, 1927
CIVIL SERVICE COMMISSION			
Salaries, Civil Service Commission— Salaries: For three commissioners and other personal services in the District of Columbia in accordance with the classification act of 1923 ( <i>acts Jan. 16, 1883, vol. 22, p. 403, sec. 1; Apr. 22, 1926, vol. 44, p. 308; July 3, 1926, vol. 44, pp. 904-913</i> )			
NOTE.—This estimate includes salaries under the retirement act, heretofore provided for in a separate appropriation.			
	Estimated expenditures, 1928 appropriation	Estimated expenditures, 1927 appropriation	Expended and obligated, 1926
Departmental service:			
Salaries—			
Clerical, administrative, and fiscal service—			
Grade 13, \$6,000 to \$7,500; average, \$6,750—	Average—	Average—	Average—
Executive officers (commissioner)	No. 3 Salary \$6,667	No. 3 Salary \$6,667	No. 3 Salary \$6,667
Grade 12, \$5,200 to \$6,000; average, \$5,600—			
Senior administrative officer (alternate member of Personnel Classification Board)	1 5,200	1 5,200	1 5,200
Grade 11, \$3,800 to \$5,000; average, \$4,400—			
Administrative officer—			
Secretary	1 4,200	1 4,200	1 4,175
Assistant chief examiner and budget officer	1 4,200	1 4,200	1 4,175
Chiefs of division	3 4,000	3 4,000	3 3,975
Grade 10, \$3,300 to \$3,900; average, \$3,600—			
Senior editor	1 3,600	1 3,600	1 3,488
Grade 9, \$3,000 to \$3,600; average, \$3,300—			
Senior administrative assistant—			
Assistant chiefs of division	4 3,100	4 3,100	4 3,067
Chief, office of accounts and purchases	1 3,100	1 3,100	1 3,067
Personnel officer	1 3,000	1 3,000	1 3,000
Accountant and auditor	1 3,100	1 3,100	1 3,067
Grade 8, \$2,700 to \$3,300; average, \$3,000—			
Administrative assistant—			
Special disbursing officer	1 2,900	1 2,900	1 2,875
Assistant chiefs of division	2 2,800	2 2,800	2 2,879
Section chief	1 2,700	1 2,700	1 2,700
Assistant to commissioners	1 2,700	1 2,700	1 2,700
Contact representative	1 2,900	1 2,900	1 2,900
Grade 7, \$2,400 to \$3,000; average, \$2,700—			
Junior administrative assistant—			
Examiner	1 2,700	1 2,700	1 2,575
Chiefs of section	3 2,667	3 2,667	3 2,596
Contact representative			1 2,856
Grade 6, \$2,100 to \$2,700; average, \$2,400—			
Principal clerk—			
Assistant special disbursing agent	1 2,400	1 2,400	1 2,375
Assistant section chief	1 2,200	1 2,200	1 2,275
Examiners	2 2,300	2 2,300	2 2,231
Assistant editor	1 2,300	1 2,300	1 2,175
Assistant chief, office of accounts and purchases	1 2,200	1 2,200	1 2,175
Principal clerks	5 2,260	5 2,260	5 2,263
Grade 5, \$1,860 to \$2,400; average, \$2,111.42—			
Senior clerks	20 2,094	20 2,094	20 2,058
Senior clerk-stenographers	3 2,100	3 2,100	3 2,001
Grade 4, \$1,680 to \$2,040; average, \$1,860—			
Clerks	32 1,852	32 1,852	27 1,854
Clerk-stenographers	5 1,812	5 1,812	5 1,767
Grade 3, \$1,500 to \$1,860; average, \$1,680—			
Assistant clerks	42 1,625	42 1,626	39 1,606
Senior stenographers	15 1,593	15 1,594	13 1,578
Grade 2, \$1,320 to \$1,680; average, \$1,500—			
Junior clerks	30 1,467	30 1,467	41 1,472
Junior clerk-typists	7 1,371	7 1,371	8 1,360
Junior operators, office devices	2 1,440	2 1,440	2 1,415
Grade 1, \$1,140 to \$1,500; average, \$1,320—			
Underclerk	6 1,180	6 1,180	7 1,196
Underclerk-typists	4 1,140	4 1,140	2 1,322
Underoperators, office devices	2 1,380	2 1,380	2 1,345
Professional and scientific service—			
Grade 5, \$5,200 to \$6,000; average, \$5,600—			
Senior scientist—			
Chief examiner	1 5,400	1 5,400	1 5,375
Chief of research division	1 5,200	1 5,200	1 5,200
Grade 4, \$3,800 to \$5,000; average, \$4,400—			
Scientist—			
Chief of examining division	1 4,200	1 4,200	1 4,175
Assistant to chief examiner	1 3,800	1 3,800	1 3,800
Consulting examiners	2 3,800	2 3,800	1 3,800
Grade 3, \$3,000 to \$3,600; average, \$3,300—			
Associate scientist—			
Assistant chief of examining division	1 3,100	1 3,100	1 3,067
Examiners	2 3,100	2 3,100	3 3,260
Associate engineers (examiner)	2 3,050	1 3,052	1 3,067
Associate medical officer	1 3,200	1 3,200	1 3,188
Grade 2, \$2,400 to \$3,000; average, \$2,700—			
Assistant scientists (examiner)	6 2,483	6 2,483	6 2,429
Assistant engineer (examiner)		1 2,400	1 2,400
Grade 1, \$1,860 to \$2,400; average, \$2,111.42—			
Junior scientists (examiners)	6 1,883	6 1,883	4 1,878

## Estimates of appropriations required for the service of the fiscal year ending June 30, 1928—Continued

General object (title of appropriation), date of acts, references to Statutes at Large, or to Revised Statutes, and estimated amount required for each detailed object				Total amount to be appropriated under each head of appropriation	Amount appropriated for the fiscal year ending June 30, 1927
<b>Salaries, Civil Service Commission—Continued</b>					
	Estimated expenditures, 1928 appropriation	Estimated expenditures, 1927 appropriation	Expended and obligated, 1926		
Departmental service—Continued.					
Salaries—Continued.					
Subprofessional service—					
Grade 6, \$1,860 to \$2,400; average, \$2,111.42—					
Senior library assistant.....	Average— No. Salary	Average— No. Salary	Average— No. Salary		
Senior scientific aid.....	1 \$1,920	1 \$1,920	1 \$1,913		
Grade 5, \$1,680 to \$2,040; average, \$1,860—	1 1,920	1 1,920	1 1,884		
Scientific aid (examiner).....	1 1,800	1 1,800	1 1,815		
Custodial service—					
Grade 7, \$1,680 to \$2,040; average, \$1,860—					
Senior mechanic.....	1 1,860	1 1,860	1 1,860		
Grade 4, \$1,140 to \$1,500; average, \$1,320—					
Undermechanics.....	2 1,260	2 1,260	1 1,241		
Grade 3, \$1,020 to \$1,260; average, \$1,140—					
Minor mechanics.....	3 1,200	3 1,200	3 1,202		
Messengers.....	5 1,092	5 1,092	5 1,102		
Grade 2, \$900 to \$1,140; average, \$1,020—					
Assistant messengers.....	4 930	5 924	5 900		
Grade 1, \$600 to \$780; average, \$690—					
Junior messengers.....	11 627	11 627	11 629		
Total average number of employees.....	259 1/2	260	264 1/2		
Total salaries, departmental service.....	504,000	504,440	503,597		

<sup>1</sup> Includes salaries under the retirement act, provided for separately in 1927 and 1926.

**Salaries, Field Force, Civil Service Commission—**

Field force: For salaries of the field force (*act Apr. 22, 1926, vol. 44, p. 308*).....

\$330,000.00

\$330,000.00

Except for one person detailed for part-time duty in the district office at New York City, no details from any executive department or independent establishment in the District of Columbia or elsewhere to the commission's central office in Washington or to any of its district offices shall be made during the fiscal year ending June 30 [1927] 1928; but this shall not affect the making of details for service as members of boards of examiners outside the immediate offices of the district secretaries. The Civil Service Commission shall have power in case of emergency to transfer or detail any of its employees herein provided for to or from its office or field force (*acts Jan. 16, 1883, vol. 22, p. 403, sec. 1; Apr. 22, 1926, vol. 44, p. 308; July 3, 1926, vol. 44, pp. 904-913*).

	Estimated expenditures, 1928 appropriation	Estimated expenditures, 1927 appropriation	Expended and obligated, 1926
Field service:			
Salaries and wages—			
Salary range, \$3,800 to \$5,000; average, \$4,400—			
District secretaries.....	Average— No. Salary	Average— No. Salary	Average— No. Salary
Salary range, \$3,300 to \$3,900; average, \$3,600—	4 \$4,000	4 \$4,000	4 \$3,942
District secretaries.....	8 3,588	8 3,588	7 3,542
Salary range, \$3,000 to \$3,600; average, \$3,300—	2 3,050	2 3,050	2 3,000
Assistant district secretaries.....	8 2,788	8 2,788	7 2,772
Salary range, \$2,700 to \$3,300; average, \$3,000—	1 3,000	1 3,000	1 3,000
Assistant district secretaries.....	3 2,433	3 2,433	2 2,425
Salary range, \$2,400 to \$3,000; average, \$2,700—			
Assistant district secretaries.....	3 2,267	3 2,267	3 2,151
Salary range, \$2,100 to \$2,700; average, \$2,400—			
Assistant district secretary.....	10 2,006	10 2,006	9 1,968
Principal clerks.....	1 1,860	1 1,860	1 1,860
Salary range, \$1,860 to \$2,400; average, \$2,111.42—			
Senior clerks.....	31 1,858	31 1,858	31 1,811
Senior clerk-stenographer.....	7 1,792	7 1,792	7 1,771
Salary range, \$1,680 to \$2,040; average, \$1,860—			
Clerks.....	44 1,683	44 1,683	44 1,659
Clerk-stenographers.....	19 1,604	19 1,604	18 1,591
Salary range, \$1,500 to \$1,860; average, \$1,680—			
Assistant clerks.....	15 1,432	15 1,432	15 1,410
Senior stenographers.....	12 1,370	12 1,370	12 1,374
Salary range, \$1,320 to \$1,680; average, \$1,500—			
Junior clerks.....	2 1,171	2 1,171	1 1,192
Junior clerk-typists.....	1 1,140	1 1,140	1 1,140
Salary range, \$1,140 to \$1,500; average, \$1,320—			
Underclerks.....	2 900	2 900	3 900
Underoperator office devices.....			
Salary range, \$900 to \$1,140; average, \$1,020—			
Assistant messengers.....			
Salary range, \$600 to \$780; average, \$690—			
Junior messenger.....			
Total average number of employees.....	173	173	177 1/2
Total salaries and wages, field service.....	330,000	330,000	329,778



*Estimates of appropriations required for the service of the fiscal year ending June 30, 1928—Continued*

General object (title of appropriation), date of acts, references to Statutes at Large, or to Revised Statutes, and estimated amount required for each detailed object						Total amount to be appropriated under each head of appropriation	Amount appropriated for the fiscal year ending June 30, 1927
<b>Salaries, Expert Examiners, Civil Service Commission—</b> For employment of expert examiners not in the Federal service to prepare questions and rate papers in examinations on special subjects for which examiners within the service are not available ( <i>act Apr. 22, 1926, vol. 44, p. 308</i> )						\$1, 800. 00	\$2, 000. 00

*Estimates of appropriations required for the service of the fiscal year ending June 30, 1928—Continued*

General object (title of appropriation), date of acts, references to Statutes at Large, or to Revised Statutes, and estimated amount required for each detailed object				Total amount to be appropriated under each head of appropriation	Amount appropriated for the fiscal year ending June 30, 1927
<b>Traveling Expenses, Civil Service Commission—</b> For necessary traveling expenses, including those of examiners acting under the direction of the commission, and for expenses of examinations and investigations held elsewhere than at Washington, and including not exceeding \$1,000 for expenses of attendance at meetings of public officials when specifically directed by the commission ( <i>act Apr. 22, 1926, vol. 44, p. 308</i> ) -----				\$18, 000. 00	\$18, 000. 00
		Estimated expenditures, 1928 appropriation	Estimated expenditures, 1927 appropriation	Expended and obligated, 1926	
Travel expenses:					
0600	Transportation.....	\$10, 700. 00	\$10, 700. 00	\$9, 842. 37	
0640	Subsistence.....	6, 800. 00	6, 800. 00	6, 806. 62	
0690	Special and miscellaneous expenses, not specified.....	500. 00	500. 00	798. 05	
06	Total travel expenses.....	18, 000. 00	18, 000. 00	17, 447. 04	
<b>Contingent Expenses, Civil Service Commission—</b> For contingent and miscellaneous expenses of the Civil Service Commission, including furniture and other equipment and repairs thereto; supplies; advertising; telegraph, telephone, and laundry service; freight and express charges; street-car fares not to exceed \$200; stationery; purchase and exchange of law books, books of reference, directories, <i>payment in advance for subscriptions to newspapers and periodicals</i> , not to exceed \$1,000; charts; purchase, exchange, maintenance and repair of motor trucks, motor cycles, and bicycles; maintenance, and repair of a motor-propelled passenger-carrying vehicle to be used only for official purposes; garage rent; postage stamps to prepay postage on matter addressed to Postal Union countries; special-delivery stamps; and other like miscellaneous necessary expenses not hereinbefore provided for; in all ( <i>acts June 12, 1922, vol. 42, p. 638, sec. 1; Apr. 22, 1926, vol. 44, p. 309</i> ) -----				40, 350. 00	38, 000. 00
		Estimated expenditures, 1928 appropriation	Estimated expenditures, 1927 appropriation	Expended and obligated, 1926	
Supplies and materials:					
0200	Stationery and office supplies.....	\$4, 080. 00	\$4, 050. 00	\$4, 022. 73	
0201	Stationery.....	12, 945. 00	11, 725. 00	11, 175. 51	
0210	Medical and hospital supplies.....	80. 00	30. 00	24. 07	
0220	Scientific and educational supplies.....	200. 00	200. 00	204. 65	
0280	Sundry supplies.....	550. 00	550. 00	548. 96	
0290	Materials not allocated.....	100. 00	100. 00	138. 35	
02	Total supplies and materials.....	17, 905. 00	16, 655. 00	16, 199. 27	
04	Storage and care of motor vehicles.....	3, 500. 00	3, 500. 00	3, 024. 85	
Communication service:					
0501	Telegraph service.....	900. 00	900. 00	916. 86	
0510	Telephone service.....	5, 700. 00	5, 700. 00	5, 715. 05	
0520	Postal service.....	140. 00	140. 00	136. 45	
05	Total communication service.....	6, 740. 00	6, 740. 00	6, 768. 36	
Transportation of things (service):					
0700	Freight and incidental charges.....	550. 00	550. 00	548. 58	
0730	Local transportation.....	100. 00	100. 00	102. 47	
0780	Special miscellaneous charges.....	110. 00	110. 00	115. 00	
07	Total transportation.....	760. 00	760. 00	766. 05	
Repairs and alterations:					
1280	Machinery and equipment.....	300. 00	300. 00	377. 77	
1290	Special and miscellaneous.....	120. 00	120. 00	115. 15	
12	Total repairs and alterations.....	420. 00	420. 00	492. 92	
13	Special and miscellaneous current expenses.....	525. 00	525. 00	524. 76	
Equipment:					
3010	Furniture, furnishings, etc.....	9, 800. 00	8, 700. 00	8, 667. 72	
3020	Educational equipment.....	60. 00	60. 00	55. 53	
3021	Library stock.....	575. 00	575. 00	577. 64	
3050	Other equipment.....	65. 00	65. 00	402. 89	
30	Total equipment.....	10, 500. 00	9, 400. 00	9, 703. 78	
	<b>Total.....</b>	<b>40, 350. 00</b>	<b>38, 000. 00</b>	<b>37, 479. 99</b>	

*Estimates of appropriations required for the service of the fiscal year ending June 30, 1928—Continued*

General object (title of appropriation), date of acts, references to Statutes at Large, or to Revised Statutes, and estimated amount required for each detailed object				Total amount to be appropriated under each head of appropriation	Amount appropriated for the fiscal year ending June 30, 1927
<b>Rent, Civil Service Commission—</b> For rent of building for the Civil Service Commission, \$24,592, if space can not be assigned by the Public Buildings Commission in other buildings under the control of that commission ( <i>act Apr. 22, 1926, vol. 44, p. 309</i> )-----				\$24, 592. 00	\$24, 592. 00
1101 Rent of office building: Expenditures—1928, \$24,592; 1927, \$24,592; 1926, \$24,592.					
<b>Printing and Binding, Civil Service Commission—</b> For all printing and binding for the Civil Service Commission, including all of its bureaus, offices, institutions, and services located in Washington, District of Columbia, and elsewhere ( <i>act Apr. 22, 1926, vol. 44, p. 309</i> )-----				58, 000. 00	58, 000. 00
	Estimated expenditures, 1928 appropriation	Estimated expenditures, 1927 appropriation	Expended and obligated, 1926		
0211 Printed forms and letterheads-----	\$54, 102. 00	\$54, 102. 00	\$52, 505. 88		
0800 Printing and binding (annual reports, pamphlets, etc., and binding)-----	3, 898. 00	3, 898. 00	4, 903. 12		
Total printing and binding-----	58, 000. 00	58, 000. 00	57, 409. 00		
Total, Civil Service Commission-----				1, 002, 742. 00	1, 001, 592. 00
COMMISSION OF FINE ARTS					
<b>Expenses, Commission of Fine Arts—</b> For expenses made necessary by the act entitled "An act establishing a Commission of Fine Arts," approved May 17, 1910, including the purchase of periodicals, maps, and books of reference, and payment of actual traveling expenses of the members and secretary of the commission in attending meetings of the commission either within or outside of the District of Columbia, to be disbursed on vouchers approved by the commission, [\$5,000] \$7,000, of which amount not to exceed [\$3,300] \$3,900 may be expended for personal services in the District of Columbia ( <i>acts May 17, 1910, vol. 36, p. 371; Apr. 22, 1926, vol. 44, p. 309</i> )-----				7, 000. 00	5, 000. 00
	Estimated expenditures, 1928 appropriation	Estimated expenditures, 1927 appropriation	Expended and obligated, 1926		
Departmental service:					
Salaries—					
Clerical, administrative, and fiscal service—					
Grade 8, \$2,700 to \$3,300; average, \$3,000—	Average—	Average—	Average—		
Administrative assistant (secretary)-----	No. 1 Salary \$3, 000	No. 1 Salary \$2, 400	No. 1 Salary \$2, 400		
Custodial service—					
Grade 2, \$900 to \$1,140; average, \$1,020—					
Assistant messenger (messenger boy)-----	1 900	1 900	1 900		
Total number of employees-----	2	2	2		
01 Total salaries, departmental service-----	3, 900	3, 300	3, 300		
The difference between 1927 and 1928 is due to increase in salaries, \$600.					
02 Supplies and materials (stationery and office supplies)-----	225. 00	225. 00	278. 73		
Communication service:					
0500 Telegraph service-----	50. 00	50. 00	29. 65		
0510 Telephone service-----	75. 00	75. 00	56. 70		
05 Total, communication service-----	125. 00	125. 00	86. 35		
06 Travel expenses-----	2, 400. 00	1, 000. 00	1, 860. 44		
08 Photographing, and photographs and prints-----	350. 00	350. 00	542. 43		
Total-----	7, 000. 00	5, 000. 00	6, 067. 95		
<b>Printing and Binding, Commission of Fine Arts—</b> For all printing and binding for the Commission of Fine Arts ( <i>acts Mar. 20, 1922, vol. 42, p. 436; Apr. 22, 1926, vol. 44, p. 309</i> )-----				300. 00	295. 00
08 Printing and binding: Expenditures—1928, \$300; 1927, \$295; 1926, \$1,500.					
Total, Commission of Fine Arts-----				7, 300. 00	5, 295. 00

## Estimates of appropriations required for the service of the fiscal year ending June 30, 1928—Continued

General object (title of appropriation), date of acts, references to Statutes at Large, or to Revised Statutes, and estimated amount required for each detailed object				Total amount to be appropriated under each head of appropriation	Amount appropriated for the fiscal year ending June 30, 1927
<b>EMPLOYEES' COMPENSATION COMMISSION</b>					
<i>Salaries, United States Employees' Compensation Commission—</i>					
Salaries: For three commissioners and other personal services in the District of Columbia, in accordance with the classification act of 1923, including not to exceed \$1,000 for temporary experts and assistants in the District of Columbia and elsewhere, to be paid at a rate not exceeding \$8 per day (acts Sept. 7, 1916, vol. 39, p. 742, secs. 1-42; Apr. 22, 1926, vol. 44, p. 309)				\$129, 040. 00	\$132, 540. 00
	Estimated expenditures, 1928 appropriation	Estimated expenditures, 1927 appropriation	Expended and obligated, 1926		
<b>Departmental service:</b>					
<b>Salaries—</b>					
Clerical, administrative, and fiscal service—					
Grade 12, \$5,200 to \$6,000; average, \$5,600—	Average—	Average—	Average—		
Senior administrative officers (commissioner).....	No. 3 Salary \$5,600	No. 3 Salary \$5,600	No. 2½ Salary \$5,318		
Grade 9, \$3,000 to \$3,600; average, \$3,300—					
Senior administrative assistant—					
Secretary-disbursing officer.....	1 3,000	1 3,000	½ 3,000		
Secretary.....			½ 3,000		
Statistician.....		1 3,500	1 3,500		
Grade 8, \$2,700 to \$3,300; average, \$3,000—					
Administrative assistant (chief of division).....	1 2,900	1 2,900	1½ 2,806		
Grade 7, \$2,400 to \$3,000; average, \$2,700—					
Administrative assistant (assistant in charge of division).....	1 2,500	1 2,500	½ 2,500		
Grade 6, \$2,100 to \$2,700; average, \$2,400—					
Principal clerks—					
Chiefs of division.....	1 2,400	1 2,400	1 2,354		
Assistant chiefs of division.....	2 2,350	2 2,350	2½ 2,284		
Grade 5, \$1,860 to \$2,400; average, \$2,130—					
Senior clerk—					
Cashier.....	1 2,000	1 2,000	1 2,050		
Claim examiners.....	7 2,066	7 2,066	6½ 1,968		
Grade 4, \$1,680 to \$2,040; average, \$1,860—					
Clerks.....	4 1,845	4 1,845	4 1,808		
Clerks (medical claim examiners).....	7 1,791	7 1,791	7 1,771		
Grade 3, \$1,500 to \$1,860; average, \$1,680—					
Assistant clerks.....	9 1,680	9 1,680	9 1,669		
Grade 2, \$1,320 to \$1,680; average, \$1,500—					
Junior clerk-stenographers.....	18 1,460	18 1,460	17½ 1,521		
Grade 1, \$1,140 to \$1,500; average, \$1,320—					
Underclerks.....	9 1,262	9 1,262	9½ 1,247		
<b>Professional service—</b>					
Grade 4, \$3,800 to \$5,000; average, \$4,400—					
Attorney.....	1 4,000	1 4,000	1 4,000		
Grade 2, \$2,400 to \$3,000; average, \$2,700—					
Assistant attorney.....	1 2,400	1 2,400	½ 2,400		
<b>Custodial service—</b>					
Grade 3, \$1,020 to \$1,260; average, \$1,140—					
Messenger.....	1 1,200	1 1,200	1 1,140		
01 Total average number of employees.....	67	68	69½		
Total salaries, departmental service.....	129, 040	132, 540	133, 496		
The difference between 1927 and 1928 is due to decrease in force, \$3,500.					
<i>Contingent Expenses, United States Employees' Compensation Commission—</i>					
Contingent expenses: For furniture and other equipment and repairs thereto; law books, books of reference, periodicals; stationery, and supplies; traveling expenses; and for miscellaneous items (acts Sept. 7, 1916, vol. 39, p. 742, secs. 1-42; Apr. 22, 1926, vol. 44, p. 309; June 26, 1926, vol. 44, p. 772)				12, 000. 00	9, 000. 00
	Estimated expenditures, 1928 appropriation	Estimated expenditures, 1927 appropriation	Expended and obligated, 1926		
<b>Supplies and materials:</b>					
0200 Stationery and office supplies.....	\$1,900. 00	\$1,800. 00	\$2,007. 63		
0220 Scientific and educational supplies.....	75. 00	75. 00	69. 72		
02 Total supplies and materials.....	1,975. 00	1,875. 00	2,077. 35		
<b>Communication service:</b>					
0500 Telegraph service.....	225. 00	225. 00	210. 90		
0510 Telephone service.....	450. 00	450. 00	450. 21		
0520 Other communication service.....	25. 00	25. 00	25. 00		
05 Total communication service.....	700. 00	700. 00	686. 11		
<b>Travel expenses:</b>					
0600 Commercial transportation.....	2,200. 00	2,000. 00	1,782. 77		
0610 Local transportation.....	125. 00	125. 00	125. 00		
0620 Mileage allowances.....	450. 00	500. 00	635. 24		
0630 Per diem in lieu of subsistence.....	3,100. 00	600. 00	1,528. 00		
0640 Furnishing of food and lodging while in travel status.....	75. 00	1,625. 00	54. 05		
0650 Sleeping-car and chair-car fares.....	550. 00	550. 00	463. 25		
0690 Special miscellaneous expenses, incident to travel not specified.....	500. 00	500. 00	421. 07		
06 Total travel expenses.....	7,000. 00	4,500. 00	5,009. 38		
07 Transportation of things (service).....			6. 66		
11 Rents (miscellaneous equipment).....	550. 00	550. 00	542. 00		
12 Repairs and alterations.....	200. 00	175. 00	176. 97		
13 Special and miscellaneous current expenses.....	25. 00	25. 00	38. 58		
21 Medical examinations and travel.....			796. 83		

*Estimates of appropriations required for the service of the fiscal year ending June 30, 1928—Continued*

General object (title of appropriation), date of acts, references to Statutes at Large, or to Revised Statutes, and estimated amount required for each detailed object				Total amount to be appropriated under each head of appropriation	Amount appropriated for the fiscal year ending June 30, 1927	
<b>Contingent Expenses, United States Employees' Compensation Commission—Con.</b>						
		Estimated expenditures, 1928 appropriation	Estimated expenditures, 1927 appropriation	Expended and obligated, 1926		
<b>Equipment:</b>						
3017	Office machines and devices.....	\$700.00	\$100.00	\$103.50		
3018	Desk equipment, receptacles, wastebaskets, and desk covers.....		300.00			
3019	Sundry items.....		10.00	3.60		
3020	Educational, scientific, and recreational equipment.....	150.00	150.00	165.87		
3024	Files and bookcases.....	700.00	615.00	682.42		
30	Total equipment.....	1,550.00	1,175.00	955.39		
	Balance.....			1,400.00		
	Total.....	12,000.00	9,000.00	11,689.27		
<b>Printing and Binding, United States Employees' Compensation Commission—</b>						
For all printing and binding for the Employees' Compensation Commission (acts Sept. 7, 1916, vol. 39, p. 742, secs. 1-42; Apr. 22, 1926, vol. 44, p. 309).....				\$3,700.00	\$3,000.00	
08 Printing and binding: Expenditures—1923, \$3,700; 1927, \$3,000; 1926, \$3,408.72.						
<b>Employees' Compensation Fund—</b>						
Employees' compensation fund: For the payment of compensation provided by "An act to provide compensation for employees of the United States suffering injuries while in the performance of their duties, and for other purposes," approved September 7, 1916, including medical examinations, traveling, and other expenses, and loss of wages payable to employees under sections 21 and 22; [medical, surgical, and hospital services] all services, appliances, and supplies provided by section 9, as amended, including payments to Army and Navy hospitals; the transportation and burial expenses provided by sections 9 and 11; and advancement of costs for the enforcement of recoveries provided in sections 26 and 27 where necessary, accruing during the fiscal year [1927] 1928 or in prior fiscal years (acts Sept. 7, 1916, vol. 39, p. 742, secs. 1-42; Apr. 22, 1926, vol. 44, p. 309; June 26, 1926, vol. 44, p. 772).....						
		Estimated expenditures, 1928 appropriation	Estimated expenditures, 1927 appropriation	Expended and obligated, 1926		
<b>Injury compensation.....</b>						
<b>Lump-sum awards (injury).....</b>						
<b>Medical transportation and supplies.....</b>						
<b>Transportation, sec. 9.....</b>						
<b>Death compensation.....</b>						
<b>Lump-sum awards (death).....</b>						
<b>Burial expenses.....</b>						
<b>Embalming and transportation, sec. 11.....</b>						
<b>Net court costs.....</b>						
21	Total.....	2,632,800.00	2,608,800.00	2,581,379.17		
<b>Comparison of average monthly cost for the fiscal years 1923 to 1926, inclusive, with the estimated cost for 1927 and 1928</b>						
	Net disbursements				Estimates	
	Fiscal year 1923	Fiscal year 1924	Fiscal year 1925	Fiscal year 1926	Estimated monthly average for 1927	Estimated monthly average for 1928
<b>Injury compensation.....</b>						
<b>Lump-sum awards (injury).....</b>						
<b>Medical treatment and supplies.....</b>						
<b>Transportation, sec. 9.....</b>						
<b>Death compensation.....</b>						
<b>Lump-sum awards (death).....</b>						
<b>Burial expenses.....</b>						
<b>Embalming and transportation, sec. 11.....</b>						
<b>Net court costs.....</b>						
<b>Total per month.....</b>						
<b>Total per year.....</b>						
NOTE.—The balance in the compensation fund July 1, 1926, was \$47,467.24. The above disbursements are net, after taking into account the refunds received from third-party cases under secs. 26 and 27 of the act. The amounts of these refunds were as follows: Fiscal year 1923, \$19,368.54; fiscal year 1924, \$28,629.11; fiscal year 1925, \$44,640.19; fiscal year 1926, \$29,064.						
<b>Total, Employees' Compensation Commission.....</b>				2,694,740.00	2,744,540.00	

NOTE.—The balance in the compensation fund July 1, 1926, was \$47,467.24.  
The above disbursements are net, after taking into account the refunds received from third-party cases under secs. 26 and 27 of the act. The amounts of these refunds were as follows: Fiscal year 1923, \$19,388.54; fiscal year 1924, \$28,629.11; fiscal year 1925, \$44,640.19; fiscal year 1926, \$29,084.

*Estimates of appropriations required for the service of the fiscal year ending June 30, 1928—Continued*

General object (title of appropriation), date of acts, references to Statutes at Large, or to Revised Statutes, and estimated amount required for each detailed object				Total amount to be appropriated under each head of appropriation	Amount appropriated for the fiscal year ending June 30, 1927
<b>FEDERAL BOARD FOR VOCATIONAL EDUCATION</b>					
Permanent appropriations:					
Cooperative Vocational Education in Agriculture.....				\$3,027,000.00	\$3,027,000.00
Cooperative Vocational Education, Trades and Industries.....				3,050,000.00	3,050,000.00
Cooperative Vocational Education, Teachers, etc.....				1,090,000.00	1,090,000.00
Salaries and Expenses, Federal Board for Vocational Education.....				200,000.00	200,000.00
That there is hereby annually appropriated, out of any money in the Treasury not otherwise appropriated, the sums provided in sections 2, 3, and 4 of this act, to be paid to the respective States for the purpose of cooperating with the States in paying the salaries of teachers, supervisors, and directors of agricultural subjects, and teachers of trade, home economics, and industrial subjects; and in the preparation of teachers of agricultural, trade, industrial, and home economics subjects; and the sum provided for in section 7 for the use of the Federal Board for Vocational Education for the administration of this act and for the purpose of making studies, investigations, and reports to aid in the organization and conduct of vocational education, which sums shall be expended as hereinafter provided ( <i>act Feb. 28, 1917, vol. 39, pp. 929-936, secs. 1-18</i> ).					
	Estimated expenditures, 1928 appropriation	Estimated expenditures, 1927 appropriation	Expended and obligated, 1926		
Grants for educational purposes:					
Cooperative vocational education in agriculture.....	\$2,870,388	\$2,845,380	\$2,815,110		
Cooperative vocational education in trades and industries.....	2,893,341	2,867,000	2,836,500		
Cooperative vocational education in teacher training.....	1,050,573	1,035,000	1,013,700		
2201 Total.....	6,814,302	6,747,380	6,665,310		
Departmental service:					
Salaries—					
Professional and scientific service—					
Grade 6, \$6,000 to \$7,500; average, \$6,750—					
Chief educationist (director).....	1 \$7,500	1 \$7,500	1 \$7,500		
Chief educationists (board members).....	3 6,500	3 6,500	3 6,500		
Grade 5, \$5,200 to \$6,000; average, \$5,600—					
Senior educationists.....	4 5,500	4 5,450	4 5,350		
Grade 4, \$3,800 to \$5,000; average, \$4,400—					
Educationists.....	14 4,400	13½ 4,316	13½ 4,112		
Clerical, administrative, and fiscal service—					
Grade 9, \$3,000 to \$3,600; average, \$3,300—					
Senior administrative assistant.....	1 3,400	1 3,400	1 3,300		
Grade 7, \$2,400 to \$3,000; average, \$2,700—					
Assistant editor.....	1 2,700	1 2,600	1 2,500		
Grade 5, \$1,860 to \$2,400; average, \$2,111.42—					
Senior clerk-stenographer.....	1 2,100	1 2,000	1 1,920		
Senior clerks.....	2 2,100	2 2,100	2 2,010		
Grade 4, \$1,680 to \$2,040; average, \$1,860—					
Principal stenographers.....	4 1,860	4 1,860	4 1,845		
Grade 3, \$1,500 to \$1,860; average, \$1,680—					
Senior stenographers.....	7 1,663	7 1,637	6½ 1,585		
Grade 2, \$1,320 to \$1,680; average, \$1,500—					
Junior operators, office devices.....	2 1,560	2 1,560	2 1,560		
Senior typist.....			½ 1,320		
Custodial service—					
Grade 7, \$1,680 to \$2,040; average, \$1,860—					
Senior mechanic.....	1 1,860	1 1,860	1 1,800		
Grade 3, \$1,020 to \$1,260; average, \$1,140—					
Minor mechanic.....	1 1,260	1 1,260	1 1,260		
Senior laborers.....	2 1,140	2 1,110	2 1,080		
Guards (watchmen).....	2 1,080	2 1,080	2 1,050		
Grade 2, \$900 to \$1,140; average, \$1,020—					
Junior laborers.....	2 960	2 960	2 960		
01 Total number of employees.....	48	47½	47½		
Total salaries, departmental service.....	154,680.00	152,500.00	147,534.47		
The difference between 1927 and 1928 is due to increase in salaries, \$2,180.					
Supplies and materials:					
0200 Stationery and office supplies.....	180.00	800.00	175.16		
0210 Medical and hospital supplies.....	10.00	10.00	6.41		
0220 Scientific and educational supplies.....	25.00	25.00	25.28		
0230 Fuel.....	625.00	500.00	1,169.32		
0280 Sundry supplies.....	125.00	125.00	236.52		
0290 Materials.....	25.00		63.18		
02 Total supplies and materials.....	990.00	1,460.00	1,675.87		
Communication service:					
0500 Telegraph service.....	300.00	350.00	243.25		
0510 Telephone service.....	750.00	750.00	1,117.48		
0520 Other communication service.....	30.00	30.00	10.00		
05 Total communication service.....	1,080.00	1,130.00	1,370.73		
Travel expenses:					
0615 Transportation.....	21,714.00	21,714.00	22,514.16		
0616 Subsistence.....	13,236.00	13,236.00	12,362.78		
06 Total travel expenses.....	34,950.00	34,950.00	34,876.94		

*Estimates of appropriations required for the service of the fiscal year ending June 30, 1928—Continued*

General object (title of appropriation), date of acts, references to Statutes at Large, or to Revised Statutes, and estimated amount required for each detailed object				Total amount to be appropriated under each head of appropriation	Amount appropriated for the fiscal year ending June 30, 1927
<i>Salaries and Expenses, Federal Board for Vocational Education—Continued.</i>					
	Estimated expenditures, 1928 appropriation	Estimated expenditures, 1927 appropriation	Expended and obligated, 1926		
07 Transportation of things (service).....	\$50.00	\$50.00	\$36.18		
08 Printing, photographing, and photographic prints.....	6,700.00	6,700.00	4,902.39		
10 Furnishing of light and power.....	900.00	1,000.00	1,533.95		
12 Repairs and alterations.....	50.00	50.00	87.64		
13 Special and miscellaneous current expense.....	50.00	50.00	76.07		
Equipment:					
3010 Furniture, furnishings, and fixtures.....	350.00	350.00	969.61		
3020 Educational equipment.....	150.00	150.00	352.54		
3050 Other equipment.....	50.00	50.00	273.27		
30 Total equipment.....	550.00	550.00	1,595.42		
Reserve.....		1,560.00			
Total.....	200,000.00	200,000.00	193,689.66		
Annual appropriations:					
<i>Promotion of Vocational Education in Hawaii—</i>					
Education: For extending to the Territory of Hawaii the benefits of the act entitled "An act to provide for the promotion of vocational education; to provide for cooperation with the States in the promotion of such education in agriculture and the trades and industries; to provide for cooperation with the States in the preparation of teachers of vocational subjects; and to appropriate money and regulate its expenditure," approved February 23, 1917, in accordance with the provisions of the act entitled "An act to extend the provisions of certain laws to the Territory of Hawaii," approved March 10, 1924 ( <i>acts Mar. 3, 1925, vol. 43, p. 1202; Apr. 22, 1926, vol. 44, p. 310</i> ).....				\$30,000.00	\$30,000.00
	Estimated expenditures, 1928 appropriation	Estimated expenditures, 1927 appropriation	Expended and obligated, 1926		
2201 Grants for educational purposes, Territory of Hawaii:					
Cooperative vocational education in agriculture.....	\$10,000	\$10,000	\$10,000		
Cooperative vocational education in trades and industries.....	10,000	10,000	10,000		
Cooperative vocational education in teacher training.....	10,000	10,000	10,000		
Total.....	30,000	30,000	30,000		
<i>Cooperative Vocational Rehabilitation of Persons Disabled in Industry—</i>					
Rehabilitation: For carrying out the provisions of the act entitled "An act to provide for the promotion of vocational rehabilitation of persons disabled in industry or otherwise and their return to civil employment," approved June 2, 1920, as amended by the act of June 5, 1924, [\$740,000] \$700,000: <i>Provided</i> , That the apportionment to the States shall be computed on the basis of not to exceed \$1,034,000, as authorized by the act approved June 2, 1920, as amended by the act approved June 5, 1924 ( <i>acts June 5, 1924, vol. 43, p. 431; Apr. 22, 1926, vol. 44, p. 310</i> ).....				700,000.00	740,000.00
2204 Grants for vocational rehabilitation of persons disabled in industry: Expenditures—1928, \$700,000; 1927, \$740,000; 1926, \$661,279.					
<i>Salaries and Expenses, Vocational Rehabilitation of Persons Disabled in Industry—</i>					
For the purpose of making studies, investigations, and reports regarding the vocational rehabilitation of disabled persons and their placements in suitable or gainful occupations, and for the administrative expenses of said board incident to performing the duties imposed by the act of June 2, 1920, as amended by the act of June 5, 1924, including salaries of such assistants, experts, clerks, and other employees, in the District of Columbia or elsewhere, as the board may deem necessary, actual traveling and other necessary expenses incurred by the members of the board and by its employees, under its orders; including attendance at meetings of educational associations and other organizations, rent and equipment of offices in the District of Columbia and elsewhere, purchase of books of reference, law books, and periodicals, payment in advance for subscriptions to newspapers not to exceed \$50 per annum, stationery, typewriters and exchange thereof, miscellaneous supplies, postage on foreign mail, printing and binding to be done at the Government Printing Office, and all other necessary expenses, [\$73,620,] \$63,230, of which amount not to exceed [\$56,680] \$51,710 may be expended for personal services in the District of Columbia ( <i>act Apr. 22, 1926, vol. 44, p. 310</i> ).....				68,230.00	73,620.00

*Estimates of appropriations required for the service of the fiscal year ending June 30, 1928—Continued*

General object (title of appropriation), date of acts, references to Statutes at Large, or to Revised Statutes, and estimated amount required for each detailed object				Total amount to be appropriated under each head of appropriation	Amount appropriated for the fiscal year ending June 30, 1927
<i>Salaries and Expenses, Vocational Rehabilitation of Persons Disabled in Industry—Continued.</i>					
	Estimated expenditures, 1928 appropriation	Estimated expenditures, 1927 appropriation	Expended and obligated, 1926		
Departmental service:					
Salaries—					
Professional and scientific service—	<i>Average—</i>	<i>Average—</i>	<i>Average—</i>		
Grade 5, \$5,200 to \$6,000; average, \$5,600—	No. 1 Salary \$5,600	No. 1 Salary \$5,600	No. 1 Salary \$5,600		
Senior educationist.....	1 5,600	1 5,600	1 5,600		
Grade 4, \$3,800 to \$5,000; average, \$4,400—					
Educationists.....	5 4,360	5 4,280	5 4,080		
Subprofessional service—					
Grade 5, \$1,680 to \$2,040; average, \$1,860—					
Library assistant.....	1 1,800	1 1,740	1 1,745		
Clerical, administrative, and fiscal service—					
Grade 5, \$1,860 to \$2,400; average, \$2,131.42—					
Senior clerk-stenographers.....	1 2,200	1 2,200	1 2,100		
Senior clerks.....	2 2,100	3 2,000	3 1,920		
Grade 4, \$1,680 to \$2,040; average, \$1,860—					
Principal stenographers.....	2 1,860	2 1,860	2 1,830		
Grade 3, \$1,500 to \$1,860; average, \$1,680—					
Assistant clerks.....	1 1,560	2 1,500	2 1,562		
Senior stenographer.....	1 1,680	1 1,620	1 1,560		
Grade 2, \$1,320 to \$1,680; average, \$1,500—					
Junior typists.....	1 1,500	1 1,500	1 1,431		
Grade 1, \$1,140 to \$1,500; average, \$1,320—					
Underoperators, office devices.....	1 1,260	2 1,260	2 1,193		
Custodial service—					
Grade 5, \$1,320 to \$1,680; average, \$1,500—					
Junior mechanic.....	1 1,500	1 1,440	1 1,380		
Grade 4, \$1,140 to \$1,500; average, \$1,320—					
Undermechanic.....	1 1,320	1 1,320	1 1,260		
Grade 3, \$1,020 to \$1,260; average, \$1,140—					
Messenger.....	1 1,140	1 1,140	1 1,080		
Grade 2, \$900 to \$1,140; average, \$1,020—					
Subordinate mechanic.....	1 1,020	1 960	1 930		
Junior laborers.....	2 990	2 990	2 960		
Total number of employees.....	21 1/2	25	25 1/2		
Total salaries departmental service.....	51,710.00	56,140.00	54,110.29		
01 The difference between 1927 and 1928 is due to decrease in force, \$4,430.					
Supplies and materials:					
0200 Stationery and office supplies.....	260.00	920.00	245.26		
0210 Medical and hospital supplies.....			1.88		
0220 Scientific and educational supplies.....		40.00			
0230 Fuel.....	600.00	650.00	51.83		
0280 Sundry supplies.....	150.00	150.00	391.46		
0290 Materials.....	50.00	50.00	12.00		
02 Total supplies and materials.....	1,060.00	1,810.00	702.43		
Communication service:					
0500 Telegraph service.....	100.00	175.00	63.11		
0510 Telephone service.....	450.00	450.00	135.44		
0520 Other communication service.....	30.00	30.00	45.00		
05 Total communication service.....	580.00	655.00	243.55		
Travel expenses:					
0615 Transportation.....	6,350.00	6,350.00	6,795.64		
0616 Subsistence.....	4,350.00	4,350.00	5,337.05		
06 Total travel expense.....	10,700.00	10,700.00	12,132.69		
Transportation of things.....	50.00	75.00	9.50		
07 Printing, photographing, and photographic prints.....	2,780.00	2,780.00	1,546.72		
08 Furnishing light and power.....	700.00	700.00			
10 Repairs and alterations.....	50.00	50.00	49.75		
12 Special and miscellaneous current expense.....	50.00	100.00			
Equipment:					
3010 Furniture, furnishings, and fixtures.....	250.00	200.00	258.21		
3020 Educational and scientific equipment.....	200.00	200.00	149.96		
3050 Other equipment.....	150.00	150.00	30.67		
30 Total equipment.....	550.00	550.00	438.84		
Total.....	68,230.00	73,560.00	69,233.77		
Total under Federal Board for Vocational Education.....				\$8,165,230.00	\$8,210,620.00



*Estimates of appropriations required for the service of the fiscal year ending June 30, 1928—Continued*

General object (title of appropriation), date of acts, references to Statutes at Large, or to Revised Statutes, and estimated amount required for each detailed object

Total amount to be appropriated under each head of appropriation

Amount appropriated for the fiscal year ending June 30, 1927

## FEDERAL POWER COMMISSION

*Federal Power Commission—*

For every expenditure requisite for and incident to the work of the Federal Power Commission as authorized by law, including traveling expenses, per diem in lieu of subsistence, and not exceeding \$500 for press-clipping service, law books, books of reference, and periodicals (*acts June 10, 1920, vol. 41, p. 1063, secs. 1-30; Apr. 22, 1926, vol. 44, p. 310*)-----

\$28, 500. 00

\$25, 400. 00

	Estimated expenditures, 1928 appropriation	Estimated expenditures, 1927 appropriation	Expended and obligated, 1926
Departmental service:			
Salaries—			
Professional and scientific service—			
Grade 6, \$6,000 to \$7,500; average, \$6,750—			
Chief engineer (executive secretary)-----	<i>Average—</i> No. 1 Salary \$7,500	<i>Average—</i> No. 1 Salary \$7,000	<i>Average—</i> No. 1 Salary \$6,500
01 Total personal services-----	7, 500	7, 000	6, 500
02 Supplies and materials (stationery and office supplies)-----	1, 500. 00	1, 485. 00	1, 485. 33
Communication service:			
0500 Telegraph service-----	315. 00	315. 00	314. 48
0510 Telephone service-----	410. 00	410. 00	412. 57
0520 Other communication service-----	25. 00	25. 00	29. 00
05 Total communication service-----	750. 00	750. 00	756. 05
06 Travel expenses-----	19, 500. 00	15, 350. 00	15, 661. 62
07 Transportation of things (service)-----	20. 00	20. 00	29. 85
Printing and binding, etc.:			
0820 Stenographic work in reporting field hearings (contract)-----	500. 00	500. 00	505. 30
0830 Photographing, photolithographing, blue printing, and making photostats and prints-----	1, 000. 00	950. 00	953. 03
08 Total printing and binding, etc.-----	1, 500. 00	1, 450. 00	1, 458. 33
09 Publication of notices-----	1, 850. 00	1, 750. 00	2, 100. 00
12 Repairs and alterations-----	30. 00	30. 00	34. 15
13 Special and miscellaneous current expenses-----	300. 00	315. 00	316. 32
Equipment:			
3010 Furniture, furnishings, and fixtures-----	350. 00	350. 00	2, 134. 21
3020 Educational—library stock-----	200. 00	250. 00	257. 61
30 Total equipment-----	550. 00	600. 00	2, 391. 82
Nonpersonal expense arising from investigations in the field by cooperating services of projects referred therefor by the commission: Transfers to cooperating services under the fortifications act of 1920 (41 Stat. 613) or direct settlements-----		500. 00	4, 241. 53
Reserve-----		150. 00	
Total-----	33, 500. 00	29, 400. 00	34, 975. 00
Less amount estimated to be expended from the continuing appropriation, Federal Power Commission-----	5, 000. 00	4, 000. 00	12, 175. 00
Total-----	28, 500. 00	25, 400. 00	22, 800. 00

*Printing and Binding, Federal Power Commission—*

For all printing and binding for the Federal Power Commission (*acts June 10, 1920, vol. 41, p. 1063, secs. 1-30; Apr. 22, 1926, vol. 44, pp. 310, 311*)-----

4, 000. 00

4, 000. 00

	Estimated expenditures, 1928 appropriation	Estimated expenditures, 1927 appropriation	Expended and obligated, 1926
0800 The annual report-----	\$1, 500. 00	\$1, 500. 00	\$1, 750. 00
Rules and regulations, general and accounting-----	600. 00		
Special publications required to be prepared and printed by sec. 4, paragraphs a, b, and c of the Federal water power act-----	1, 100. 00	2, 000. 00	
0201 Blank forms and letterheads-----	500. 00	400. 00	632. 27
0800 Binding-----	275. 00	75. 00	296. 38
3020 Miscellaneous-----	25. 00	25. 00	25. 30
Total-----	4, 000. 00	4, 000. 00	2, 703. 95

*Estimates of appropriations required for the service of the fiscal year ending June 30, 1928—Continued*

General object (title of appropriation), date of acts, references to Statutes at Large, or to Revised Statutes, and estimated amount required for each detailed object	Total amount to be appropriated under each head of appropriation	Amount appropriated for the fiscal year ending June 30, 1927																																																																																																																								
<p><i>Payments to States under the Federal Water Power Act, Special Fund—</i></p> <p>SEC. 17. That all proceeds from any Indian reservation shall be placed to the credit of the Indians of such reservation. All other charges arising from licenses hereunder shall be paid into the Treasury of the United States, subject to the following distribution: 12½ per cent thereof is hereby appropriated to be paid into the Treasury of the United States and credited to "Miscellaneous receipts"; 50 per cent of the charges arising from licenses hereunder for the occupancy and use of public lands, national monuments, national forests, and national parks shall be paid into, reserved, and appropriated as a part of the reclamation fund created by the act of Congress known as the reclamation act, approved June 17, 1902; and 37½ per cent of the charges arising from licenses hereunder for the occupancy and use of national forests, national parks, public lands, and national monuments from development within the boundaries of any State shall be paid by the Secretary of the Treasury to such State; and 50 per cent of the charges arising from all other licenses hereunder is hereby reserved and appropriated as a special fund in the Treasury to be expended under the direction of the Secretary of War in the maintenance and operation of dams and other navigation structures owned by the United States or in the construction, maintenance, or operation of headwaters or other improvements of navigable waters of the United States (act June 10, 1920, vol. 41, pp. 1072, 1073, sec. 17)-----</p> <p>2200 Grants to States: Expenditures—1928, \$10,000; 1927, \$5,775.04; 1926, \$4,381.14.</p> <p>Total under Federal Power Commission-----</p>	<p>\$10,000.00</p> <p>\$3,000.00</p> <p>42,500.00</p> <p>32,400.00</p>																																																																																																																									
<p>FEDERAL TRADE COMMISSION</p> <p><i>Federal Trade Commission—</i></p> <p>For five commissioners at \$10,000 each per annum (acts Sept. 26, 1914, vol. 38, p. 717; Apr. 22, 1926, vol. 44, pp. 310-311)-----</p> <p>For all other authorized expenditures of the Federal Trade Commission in performing the duties imposed by law, or in pursuance of law, including secretary to the commission and other personal services, contract stenographic reporting services, supplies and equipment, law books, books of reference, periodicals, garage rental, traveling expenses, [including actual expenses at not to exceed \$5 per day or per diem in lieu of subsistence not to exceed \$4,] newspapers, foreign postage, and witness fees and mileage in accordance with section 9 of the Federal Trade Commission Act, [\$930,000] \$917,860, of which amount not to exceed [\$825,160] \$790,000 may be expended for personal services in the District of Columbia, including witness fees: <i>Provided</i>, That no part of this sum shall be expended for investigations requested by either House of Congress except those requested by concurrent resolution of Congress, but this limitation shall not apply to investigations and reports in connection with alleged violations of the antitrust acts by any corporation (same acts)-----</p>	<p>50,000.00</p> <p>50,000.00</p> <p>917,850.00</p> <p>930,000.00</p> <p>967,850.00</p> <p>980,000.00</p>																																																																																																																									
<table><tr><th></th><th>Estimated expenditures, 1928 appropriation</th><th>Estimated expenditures, 1927 appropriation</th><th>Expended and obligated, 1926</th></tr><tr><td>Departmental service:</td><td></td><td></td><td></td></tr><tr><td>Salaries—</td><td></td><td></td><td></td></tr><tr><td>Clerical, administrative, and fiscal service—</td><td></td><td></td><td></td></tr><tr><td>Grade 14, \$7,500 and over—</td><td></td><td></td><td></td></tr><tr><td>Commissioners-----</td><td>Average— No. 5 Salary \$10,000.00</td><td>Average— No. 5 Salary \$10,000.00</td><td>Average— No. 5 Salary \$10,000.00</td></tr><tr><td>Grade 12, \$5,200 to \$6,000; average, \$5,600—</td><td></td><td></td><td></td></tr><tr><td>Senior administrative officer (secretary)-----</td><td>1 5,200.00</td><td>1 5,200.00</td><td>1 5,200.00</td></tr><tr><td>Chief accountant-----</td><td>1 5,200.00</td><td>1 5,200.00</td><td>1 5,200.00</td></tr><tr><td>Grade 11, \$3,800 to \$5,000; average, \$4,400—</td><td></td><td></td><td></td></tr><tr><td>Administrative officer (division chief)-----</td><td>1 4,000.00</td><td>1 4,000.00</td><td>1 4,000.00</td></tr><tr><td>Assistant chief accountant and auditor-----</td><td>1 3,800.00</td><td>1 3,800.00</td><td>1 3,800.00</td></tr><tr><td>Grade 9, \$2,400 to \$3,600; average, \$3,300—</td><td></td><td></td><td></td></tr><tr><td>Accountants and auditors-----</td><td>5 3,340.00</td><td>5 3,340.00</td><td>5 3,330.00</td></tr><tr><td>Grade 8, \$2,700 to \$3,300; average, \$3,000—</td><td></td><td></td><td></td></tr><tr><td>Administrative assistants (2 section chiefs)-----</td><td>2 3,250.00</td><td>2 3,250.00</td><td>2 3,250.00</td></tr><tr><td>Grade 7, \$2,400 to \$3,000; average, \$2,700—</td><td></td><td></td><td></td></tr><tr><td>Junior administrative assistants (2 section chiefs and 3 confidential assistants)-----</td><td>5 2,780.00</td><td>5 2,780.00</td><td>5 2,780.00</td></tr><tr><td>Assistant accountants and auditors-----</td><td>9 2,700.00</td><td>9 2,700.00</td><td>9 2,689.00</td></tr><tr><td>Assistant investigator-----</td><td>1 2,800.00</td><td>1 2,800.00</td><td>1 2,400.00</td></tr><tr><td>Assistant editor-----</td><td>1 2,800.00</td><td>1 2,800.00</td><td>1 2,800.00</td></tr><tr><td>Grade 6, \$2,100 to \$2,700; average, \$2,400—</td><td></td><td></td><td></td></tr><tr><td>Principal clerks-----</td><td>3 2,600.00</td><td>3 2,600.00</td><td>3 2,600.00</td></tr><tr><td>Principal accounting and auditing assistants-----</td><td>8 2,312.00</td><td>8 2,312.00</td><td>7 2,341.00</td></tr><tr><td>Grade 5, \$1,860 to \$2,400; average, \$2,111.42—</td><td></td><td></td><td></td></tr><tr><td>Senior clerks-----</td><td>6 2,137.00</td><td>6 2,137.00</td><td>6 2,081.00</td></tr><tr><td>Head stenographer-----</td><td>1 2,000.00</td><td>1 2,000.00</td><td>1 2,000.00</td></tr><tr><td>Senior clerk stenographers-----</td><td>9 2,109.00</td><td>9 2,109.00</td><td>8 2,074.00</td></tr><tr><td>Senior accounting and auditing assistants-----</td><td>5 2,036.00</td><td>5 2,036.00</td><td>5 2,081.00</td></tr><tr><td>Senior office draftsmen-----</td><td>2 2,250.00</td><td>2 2,250.00</td><td>2 2,250.00</td></tr></table>		Estimated expenditures, 1928 appropriation	Estimated expenditures, 1927 appropriation	Expended and obligated, 1926	Departmental service:				Salaries—				Clerical, administrative, and fiscal service—				Grade 14, \$7,500 and over—				Commissioners-----	Average— No. 5 Salary \$10,000.00	Average— No. 5 Salary \$10,000.00	Average— No. 5 Salary \$10,000.00	Grade 12, \$5,200 to \$6,000; average, \$5,600—				Senior administrative officer (secretary)-----	1 5,200.00	1 5,200.00	1 5,200.00	Chief accountant-----	1 5,200.00	1 5,200.00	1 5,200.00	Grade 11, \$3,800 to \$5,000; average, \$4,400—				Administrative officer (division chief)-----	1 4,000.00	1 4,000.00	1 4,000.00	Assistant chief accountant and auditor-----	1 3,800.00	1 3,800.00	1 3,800.00	Grade 9, \$2,400 to \$3,600; average, \$3,300—				Accountants and auditors-----	5 3,340.00	5 3,340.00	5 3,330.00	Grade 8, \$2,700 to \$3,300; average, \$3,000—				Administrative assistants (2 section chiefs)-----	2 3,250.00	2 3,250.00	2 3,250.00	Grade 7, \$2,400 to \$3,000; average, \$2,700—				Junior administrative assistants (2 section chiefs and 3 confidential assistants)-----	5 2,780.00	5 2,780.00	5 2,780.00	Assistant accountants and auditors-----	9 2,700.00	9 2,700.00	9 2,689.00	Assistant investigator-----	1 2,800.00	1 2,800.00	1 2,400.00	Assistant editor-----	1 2,800.00	1 2,800.00	1 2,800.00	Grade 6, \$2,100 to \$2,700; average, \$2,400—				Principal clerks-----	3 2,600.00	3 2,600.00	3 2,600.00	Principal accounting and auditing assistants-----	8 2,312.00	8 2,312.00	7 2,341.00	Grade 5, \$1,860 to \$2,400; average, \$2,111.42—				Senior clerks-----	6 2,137.00	6 2,137.00	6 2,081.00	Head stenographer-----	1 2,000.00	1 2,000.00	1 2,000.00	Senior clerk stenographers-----	9 2,109.00	9 2,109.00	8 2,074.00	Senior accounting and auditing assistants-----	5 2,036.00	5 2,036.00	5 2,081.00	Senior office draftsmen-----	2 2,250.00	2 2,250.00	2 2,250.00		
	Estimated expenditures, 1928 appropriation	Estimated expenditures, 1927 appropriation	Expended and obligated, 1926																																																																																																																							
Departmental service:																																																																																																																										
Salaries—																																																																																																																										
Clerical, administrative, and fiscal service—																																																																																																																										
Grade 14, \$7,500 and over—																																																																																																																										
Commissioners-----	Average— No. 5 Salary \$10,000.00	Average— No. 5 Salary \$10,000.00	Average— No. 5 Salary \$10,000.00																																																																																																																							
Grade 12, \$5,200 to \$6,000; average, \$5,600—																																																																																																																										
Senior administrative officer (secretary)-----	1 5,200.00	1 5,200.00	1 5,200.00																																																																																																																							
Chief accountant-----	1 5,200.00	1 5,200.00	1 5,200.00																																																																																																																							
Grade 11, \$3,800 to \$5,000; average, \$4,400—																																																																																																																										
Administrative officer (division chief)-----	1 4,000.00	1 4,000.00	1 4,000.00																																																																																																																							
Assistant chief accountant and auditor-----	1 3,800.00	1 3,800.00	1 3,800.00																																																																																																																							
Grade 9, \$2,400 to \$3,600; average, \$3,300—																																																																																																																										
Accountants and auditors-----	5 3,340.00	5 3,340.00	5 3,330.00																																																																																																																							
Grade 8, \$2,700 to \$3,300; average, \$3,000—																																																																																																																										
Administrative assistants (2 section chiefs)-----	2 3,250.00	2 3,250.00	2 3,250.00																																																																																																																							
Grade 7, \$2,400 to \$3,000; average, \$2,700—																																																																																																																										
Junior administrative assistants (2 section chiefs and 3 confidential assistants)-----	5 2,780.00	5 2,780.00	5 2,780.00																																																																																																																							
Assistant accountants and auditors-----	9 2,700.00	9 2,700.00	9 2,689.00																																																																																																																							
Assistant investigator-----	1 2,800.00	1 2,800.00	1 2,400.00																																																																																																																							
Assistant editor-----	1 2,800.00	1 2,800.00	1 2,800.00																																																																																																																							
Grade 6, \$2,100 to \$2,700; average, \$2,400—																																																																																																																										
Principal clerks-----	3 2,600.00	3 2,600.00	3 2,600.00																																																																																																																							
Principal accounting and auditing assistants-----	8 2,312.00	8 2,312.00	7 2,341.00																																																																																																																							
Grade 5, \$1,860 to \$2,400; average, \$2,111.42—																																																																																																																										
Senior clerks-----	6 2,137.00	6 2,137.00	6 2,081.00																																																																																																																							
Head stenographer-----	1 2,000.00	1 2,000.00	1 2,000.00																																																																																																																							
Senior clerk stenographers-----	9 2,109.00	9 2,109.00	8 2,074.00																																																																																																																							
Senior accounting and auditing assistants-----	5 2,036.00	5 2,036.00	5 2,081.00																																																																																																																							
Senior office draftsmen-----	2 2,250.00	2 2,250.00	2 2,250.00																																																																																																																							

*Estimates of appropriations required for the service of the fiscal year ending June 30, 1928—Continued*

General object (title of appropriation), date of acts, references to Statutes at Large, or to Revised Statutes, and estimated amount required for each detailed object	Estimated expenditures, 1928 appropriation		Estimated expenditures, 1927 appropriation		Expended and obligated, 1926		Total amount to be appropriated under each head of appropriation	Amount appropriated for the fiscal year ending June 30, 1927
Federal Trade Commission—Continued.								
Departmental service—Continued.								
Salaries—Continued.								
Clerical, administrative, and fiscal service—Con.								
Grade 4, \$1,680 to \$2,040; average, \$1,860—								
Clerks.....	15	\$1,822.00	17	\$1,885.00	16½	\$1,901.00		
Principal stenographers.....	3	1,740.00	3	1,740.00	3½	1,860.00		
Clerk stenographers.....	5	1,776.00	5	1,776.00	3½	1,760.00		
Grade 3, \$1,500 to \$1,860; average, \$1,680—								
Assistant clerks.....	18	1,670.00	26	1,629.00	25½	1,640.00		
Senior stenographers.....	13	1,601.00	13	1,601.00	10½	1,627.00		
Assistant clerk stenographers.....	18	1,637.00	18	1,637.00	16½	1,646.00		
Senior operator, office devices.....	1	1,800.00	1	1,800.00	1	1,797.77		
Assistant office draftsman.....	1	1,620.00	1	1,620.00	1	1,620.00		
Grade 2, \$1,320 to \$1,680; average, \$1,500—								
Junior clerks.....	3	1,560.00	3	1,560.00	5½	1,510.00		
Senior typists.....	3	1,440.00	3	1,440.00	3	1,440.00		
Junior stenographers.....	10	1,404.00	10	1,404.00	13½	1,377.00		
Junior clerk stenographers.....	3	1,400.00	3	1,400.00	2½	1,380.00		
Grade 1, \$1,140 to \$1,500; average, \$1,320—								
Underclerks.....	4	1,305.00	4	1,305.00	3½	1,305.00		
Underoperators, office devices.....	2	1,230.00	2	1,230.00	2	1,200.00		
Professional and scientific service—								
Grade 7, \$7,500 and over—								
Special attorney.....	1	7,500.00	1	7,500.00	½	7,500.00		
Grade 6, \$6,000 to \$7,500; average, \$6,750—								
Chief economic analyst.....	1	7,500.00	1	7,500.00	1	7,500.00		
Chief attorneys.....	2	6,000.00	2	6,000.00	2	6,000.00		
Grade 5, \$5,200 to \$6,000; average, \$5,600—								
Senior economic analysts.....	3	5,733.00	3	5,733.00	3½	5,658.00		
Senior attorneys.....	26	5,254.00	27	5,252.00	17½	5,257.00		
Grade 4, \$3,800 to \$5,000; average, \$4,400—								
Economic analysts.....	7	4,413.00	7	4,143.00	5½	4,261.00		
Attorneys.....	21	4,019.00	22	4,009.00	32½	3,963.00		
Grade 3, \$3,000 to \$3,600; average, \$3,300—								
Associate economic analysts.....	6	3,234.00	6	3,234.00	8½	3,198.00		
Associate attorneys.....	18	3,128.00	18	3,128.00	16½	3,135.00		
Grade 2, \$2,400 to \$3,000; average, \$2,700—								
Assistant economic analysts.....	7	2,600.00	7	2,600.00	5½	2,670.00		
Assistant attorneys.....	17	2,588.00	18	2,611.00	17½	2,611.00		
Assistant librarian.....	1	2,400.00	1	2,400.00	½	2,200.00		
Grade 1, \$1,860 to \$2,400; average, \$2,130—								
Junior economic analysts.....	4	2,090.00	4	2,090.00	6½	2,033.00		
Junior attorney.....	1	1,920.00	1	1,920.00				
Junior librarian.....	1	2,200.00	1	2,200.00	1	2,200.00		
Subprofessional service—								
Grade 6, \$1,860 to \$2,400; average, \$2,130—								
Senior library assistant.....					½	2,375.00		
Grade 4, \$1,500 to \$1,860; average, \$1,680—								
Nurse.....	1	1,560.00	1	1,560.00	1	1,560.00		
Junior library assistants.....	2	1,620.00	2	1,620.00	2	1,590.00		
Grade 2, \$1,140 to \$1,500; average, \$1,320—								
Minor library assistant.....	1	1,320.00	1	1,320.00	1	1,320.00		
Custodial service—								
Grade 6, \$1,500 to \$1,860; average, \$1,680—								
Mechanics.....	2	1,680.00	2	1,680.00	1½	1,721.00		
Grade 4, \$1,140 to \$1,500; average, \$1,320—								
Head messenger.....	1	1,380.00	1	1,380.00	1	1,380.00		
Grade 3, \$1,020 to \$1,260; average, \$1,140—								
Messengers.....	6	1,120.00	6	1,120.00	4½	1,130.00		
Senior laborer.....	1	1,140.00	1	1,140.00	1	1,140.00		
Minor mechanic.....	1	1,140.00	1	1,140.00	1	1,140.00		
Grade 1, \$600 to \$780; average, \$690—								
Junior messengers.....	7	617.00	7	617.00	7½	664.00		
Total average number of employees.....	302		315		314½			
Total salaries, departmental service.....		837,460.00		867,460.00		851,394.68		
0132 Witness fees.....		1,500.00		1,500.00		1,403.50		
01 Total personal services.....		838,960.00		868,960.00		852,798.18		
The difference between 1927 and 1928 is due to decrease in force, \$30,000								
Supplies and materials:								
0201 Stationery.....		5,000.00		5,000.00		5,433.55		
0202 Sundry office supplies.....		1,100.00		1,200.00		1,315.05		
0203 Drafting supplies.....		150.00		175.00		199.00		
0204 Photographic supplies.....		450.00		600.00		733.02		
0205 Cleaning and toilet supplies.....		10.00		15.00		23.82		
0222 Educational supplies.....		70.00		75.00		80.85		
0234 Fuel, gas.....		220.00		225.00		236.24		
0282 Sundry supplies.....		25.00		30.00		36.15		
0284 Exhibits, ice, etc.....		300.00		350.00		361.10		
0294 Lumber and wood products.....		80.00		100.00		102.79		
0296 Paints and painters' supplies.....		5.00		5.00		6.50		
0299 Special and miscellaneous.....		90.00		100.00		106.03		
02 Total supplies and materials.....		7,500.00		7,875.00		8,634.10		
Communication service:								
0500 Telegraph service.....		1,000.00		800.00		809.92		
0510 Telephone service.....		2,400.00		2,500.00		2,618.36		
0520 Other communication service.....		300.00		300.00		400.00		
05 Total communication service.....		3,700.00		3,600.00		3,828.28		

*Estimates of appropriations required for the service of the fiscal year ending June 30, 1928—Continued*

General object (title of appropriation), date of acts, references to Statutes at Large, or to Revised Statutes, and estimated amount required for each detailed object				Total amount to be appropriated under each head of appropriation	Amount appropriated for the fiscal year ending June 30, 1927
<b>Federal Trade Commission—Continued.</b>					
	Estimated expenditures, 1928 appropriation	Estimated expenditures, 1927 appropriation	Expended and obligated, 1926		
Travel expenses:					
0601 Steam and electric railway fares.....	\$21,497.80	\$21,627.80	\$27,831.70		
0602 Fares by water.....	200.00	215.00	273.96		
0604 Stage, carriage, and motor fares.....	250.00	275.00	334.47		
0610 Street car, taxi, hack, etc.....	700.00	800.00	1,047.32		
0620 Mileage allowances.....	1,700.00	2,000.00	2,464.72		
0630 Per diem.....	26,000.00	24,000.00	13,172.00		
0640 Food and lodging while in travel status.....	6,000.00	5,000.00	23,818.32		
0650 Pullman and stateroom fares.....	6,000.00	6,000.00	8,015.00		
0690 Special and miscellaneous.....	2,000.00	2,200.00	2,807.05		
06 Total travel expenses.....	91,097.80	62,117.80	79,764.54		
Transportation of things:					
0710 Expressage.....	150.00	200.00	218.61		
0730 Drayage, truckage, etc.....	50.00	50.00	74.55		
07 Total transportation of things.....	200.00	250.00	293.16		
08 Contract services—reporting hearings.....	10,000.00	10,000.00	10,413.16		
10 Furnishing of light.....	90.00	90.00	93.77		
Rents:					
1101 Office buildings.....	9,028.20	9,028.20	9,166.96		
1104 Garage.....			80.00		
1115 Sorting and tabulating machines.....	864.00	864.00	872.00		
11 Total rents.....	9,892.20	9,892.20	10,118.96		
Repairs:					
1280 Machinery and equipment.....	75.00	75.00	83.23		
1290 Special and miscellaneous.....	50.00	50.00	61.18		
12 Total repairs.....	125.00	125.00	144.41		
Special and current expenses:					
1371 Commercial references, newspaper clippings, etc.....	300.00	300.00	318.56		
1373 Laundry and towel service.....	150.00	150.00	161.99		
1380 Court costs.....			3.00		
13 Total special and current expenses.....	450.00	450.00	483.55		
Equipment:					
3010 Furniture, fixtures, etc.....	250.00	300.00	332.05		
3011 Chairs, etc.....	150.00	150.00	185.58		
3012 Tables, desks, etc.....	1,000.00	1,000.00	1,583.55		
3013 Floor coverings.....	250.00	300.00	398.95		
3014 Window shades, etc.....	10.00	10.00	17.00		
3017 Office machines.....	3,000.00	3,500.00	5,422.09		
3018 Desk equipment.....	25.00	30.00	49.30		
3019 Sundry items.....	50.00	50.00	70.71		
3021 Library stock.....	1,000.00	1,200.00	1,512.71		
3053 Brief bags, etc.....	100.00	100.00	144.00		
30 Total equipment.....	5,835.00	6,640.00	9,715.94		
Reserve.....		10,000.00			
Total.....	967,850.00	980,000.00	976,288.06		
<b>Printing and Binding, Federal Trade Commission—</b>					
For all printing and binding for the Federal Trade Commission (act Apr. 22, 1926, vol. 44, pp. 310-311).....				\$16,500.00	\$17,000.00
	Estimated expenditures, 1928 appropriation	Estimated expenditures, 1927 appropriation	Expended and obligated, 1926		
0201 Printed forms and letter heads.....	\$3,000.00	\$2,000.00	\$2,212.45		
0800 Printing and binding.....	13,500.00	15,000.00	15,787.55		
Total.....	16,500.00	17,000.00	18,000.00		
<b>Total, Federal Trade Commission.....</b>				<b>984,350.00</b>	<b>997,000.00</b>

*Estimates of appropriations required for the service of the fiscal year ending June 30, 1928—Continued*

General object (title of appropriation), date of acts, references to Statutes at Large, or to Revised Statutes, and estimated amount required for each detailed object	Total amount to be appropriated under each head of appropriation	Amount appropriated for the fiscal year ending June 30, 1927
GENERAL ACCOUNTING OFFICE		
Salaries, General Accounting Office— Salaries: Comptroller General, \$10,000; Assistant Comptroller General, \$7,500; and for other personal services in the District of Columbia in accordance with the classification act of 1923, <b>[\$3,521,910] \$3,507,500;</b> in all (acts June 10, 1921, vol. 42, p. 20; Mar. 20, 1922, vol. 42, p. 444; Apr. 22, 1926, vol. 44, p. 311; July 3, 1926, vol. 44, p. 844)-----	\$3, 525, 000. 00	\$3, 539, 410. 00

## Estimates of appropriations required for the service of the fiscal year ending June 30, 1928—Continued

General object (title of appropriation), date of acts, references to Statutes at Large, or to Revised Statutes, and estimated amount required for each detailed object				Total amount to be appropriated under each head of appropriation	Amount appropriated for the fiscal year ending June 30, 1927
<b>Salaries, General Accounting Office—Continued.</b>					
	Estimated expenditures, 1928 appropriation	Estimated expenditures, 1927 appropriation	Expended and obligated, 1926		
<b>Departmental service—Continued.</b>					
<b>Salaries—Continued.</b>					
<b>Professional and scientific service—</b>					
Grade 6, \$6,000 to \$7,500—	Average— No. 1 Salary \$7,000	Average— No. 1 Salary \$7,000	Average— No. 1 Salary \$7,000		
Chief attorney (solicitor).....	2 6,000	2 6,000	1 6,000		
Grade 5, \$5,200 to \$6,000; average, \$5,600—					
Senior attorneys—					
Counsel.....	3 5,467	3 5,467	3 5,200		
Grade 4, \$3,800 to \$5,000; average, \$4,400—					
Attorneys.....	7 4,371	7 4,371	7 4,043		
Grade 3, \$3,000 to \$3,600; average, \$3,300—					
Associate attorneys.....	19 3,300	19 3,300	11 3,196		
Grade 2, \$2,400 to \$3,000; average, \$2,700—					
Assistant attorneys.....	11 2,682	11 2,682	15 2,700		
<b>Subprofessional service—</b>					
Grade 4, \$1,500 to \$1,860; average, \$1,680—					
Nurse.....	1 1,680	1 1,680	1 1,680		
Grade 3, \$1,320 to \$1,680; average, \$1,500—					
Under library assistant.....	1 1,440	1 1,440	1 1,440		
<b>Custodial service—</b>					
Grade 7, \$1,680 to \$2,040; average, \$1,860—					
Senior mechanic.....	1 1,860	1 1,860	1 1,860		
Grade 6, \$1,500 to \$1,680; average, \$1,680—					
Mechanics.....	5 1,680	5 1,680	5 1,668		
Grade 4, \$1,140 to \$1,500; average, \$1,320—					
Head messengers.....	3 1,280	3 1,280	2 1,320		
Assistant foreman of laborers.....	2 1,230	2 1,230	2 1,230		
Grade 3, \$1,020 to \$1,260; average, \$1,140—					
Messengers.....	51 1,107	51 1,107	51 1,100		
Senior laborers.....	7 1,080	7 1,080	7 1,071		
Minor mechanics.....	6 1,150	6 1,150	6 1,140		
Guard (watchmen).....	4 1,140	4 1,140	4 1,162		
Grade 2, \$900 to \$1,140; average, \$1,020—					
Assistant messengers.....	2 1,050	2 1,050	2 1,050		
Junior laborers.....	26 1,006	26 1,006	30 1,008		
Junior laborers (charwomen).....	(1)	6	20 364		
Grade 1, \$800 to \$780; average, \$690—					
Junior messengers.....	16 626	16 626	17 635		
Total number of employees.....	1,943	1,949	1,943½		
Total salaries, departmental service.....	3,525,000	3,539,393	3,438,350		
The difference between 1927 and 1928 is due to decrease in force, \$14,393.					
120 charwomen paid for 7 days in July, 1926.					
<b>Contingent Expenses, General Accounting Office—</b>					
Contingent expenses: For traveling expenses, materials, supplies, equipment, and services; rent of buildings and equipment; purchase and exchange of books, tabulating cards, typewriters, calculating machines, and other office appliances, including their development, repairs and maintenance, including motor-propelled passenger-carrying vehicles; and miscellaneous items ( <i>acts June 10, 1921, vol. 42, pp. 23-27, secs. 301-313; Apr. 22, 1926, vol. 44, p. 311</i> ).....				\$232,000.00	\$284,550.00
	Estimated expenditures, 1928 appropriation	Estimated expenditures, 1927 appropriation	Expended and obligated, 1926		
<b>Supplies and materials:</b>					
0200 Stationery and office supplies.....	\$129,000.00	\$133,000.00	\$127,423.50		
0210 Medical and hospital supplies.....	50.00	60.00	32.78		
0220 Scientific and educational supplies.....	600.00	700.00	453.90		
0230 Fuel (gasoline and oil).....	700.00	700.00	642.32		
0280 Sundry supplies (ice, etc.).....	1,435.00	1,600.00	1,294.85		
0290 Materials.....	4,500.00	4,940.00	4,312.94		
02 Total supplies and materials.....	136,285.00	141,000.00	134,160.29		
<b>Communication service:</b>					
0500 Telegraph service.....	50.00	100.00	22.99		
0510 Telephone service.....	2,550.00	2,600.00	3,235.99		
0520 Other communication service (postage).....	300.00	300.00	269.00		
05 Total communication service.....	2,900.00	3,000.00	3,527.98		
06 Traveling expenses (including local car fare).....	14,500.00	14,000.00	4,792.43		
07 Transportation of things (service).....	15.00	25.00	7.45		
10 Furnishing of heat, light, etc. (service).....	600.00	400.00	780.39		
<b>Rents:</b>					
1100 Rents of buildings (including garage).....	21,600.00	61,219.44	74,350.00		
1110 Other rents (equipment).....	29,800.00	28,800.00	28,862.00		
11 Total rents.....	51,400.00	90,019.44	101,212.00		

*Estimates of appropriations required for the service of the fiscal year ending June 30, 1928—Continued*

General object (title of appropriation), date of acts, references to Statutes at Large, or to Revised Statutes, and estimated amount required for each detailed object				Total amount to be appropriated under each head of appropriation	Amount appropriated for the fiscal year ending June 30, 1927
<b>Contingent Expenses, General Accounting Office—Continued</b>					
	Estimated expenditures, 1928 appropriation	Estimated expenditures, 1927 appropriation	Expended and obligated, 1926		
12 Repairs and alterations.....	\$2,500.00	\$2,000.00	\$3,280.29		
13 Special and miscellaneous expenses.....	600.00	400.00	452.46		
Equipment:					
3010 Furniture, furnishings, and fixtures.....	21,000.00	18,575.00	38,773.78		
3020 Educational equipment, etc.....	1,000.00	500.00	2,277.88		
3050 Other equipment.....	1,200.00	1,500.00	2,221.50		
30 Total equipment.....	23,200.00	20,575.00	43,273.16		
Reserve.....		13,130.56			
Total.....	232,000.00	284,550.00	291,486.45		
<b>Printing and Binding, General Accounting Office—</b>					
For all printing and binding for the General Accounting Office, including monthly and annual editions of selected decisions of the Comptroller General (acts June 10, 1921, vol. 42, pp. 23-27, secs. 301-318; Apr. 22, 1926, vol. 44, p. 311).....				\$26,000.00	\$36,000.00
	Estimated expenditures, 1928 appropriation	Estimated expenditures, 1927 appropriation	Expended and obligated, 1926		
02011 Printed forms and letterheads.....	\$10,000.00	\$10,000.00	\$10,294.18		
0600 Printing and binding (decisions, etc.).....	13,000.00	11,500.00	11,360.77		
0600 Binding Navy pay rolls.....	3,000.00	14,500.00			
Total.....	26,000.00	36,000.00	21,654.95		
<b>Total, General Accounting Office.....</b>				<b>3,783,000.00</b>	<b>3,859,960.00</b>
<b>HOUSING CORPORATION</b>					
<b>Salaries, United States Housing Corporation—</b>					
Salaries: For officers, clerks, and other employees in the District of Columbia necessary to collect and account for the receipts from the sale of properties and the receipts from the operation of unsold properties of the United States Housing Corporation, the Bureau of Industrial Housing and Transportation, property commandeered by the United States through the Secretary of Labor, and to collect the amounts advanced to transportation facilities and others: <i>Provided</i> , That no person shall be employed hereunder at a rate of compensation exceeding \$5,000 per annum, and only one person may be employed at that rate (acts May 16, 1918, vol. 40, p. 550, sec. 1; June 4, 1918, vol. 40, p. 596, sec. 1; July 8, 1918, vol. 40, p. 821, sec. 1; July 11, 1919, vol. 41, p. 56, sec. 1; July 19, 1919, vol. 41, p. 222, sec. 1; Mar. 21, 1922, vol. 42, p. 468, sec. 5; Apr. 22, 1926, vol. 44, pp. 311-312).....				43,300.00	47,700.00
	Estimated expenditures, 1928 appropriation	Estimated expenditures, 1927 appropriation	Expended and obligated, 1926		
Salaries:	Average— No. Salary	Average— No. Salary	Average— No. Salary		
Director.....	1 \$5,000.00	1 \$5,000.00	1 \$5,000.00		
Assistant director.....	1 4,800.00	1 4,800.00	1 4,800.00		
Fiscal supervisor.....	1 4,800.00	1 4,800.00	1 4,800.00		
Traveling auditor.....	1 3,600.00	1 3,600.00	1 3,600.00		
Accountant.....	1 3,600.00	1 3,600.00	1 3,600.00		
Engineer.....	1 3,600.00	1 3,600.00	1 3,600.00		
Law clerk.....	1 3,300.00	1 3,300.00	1 3,300.00		
Auditors, \$3,000 to \$3,300.....	2 3,150.00	2 3,150.00	2 3,150.00		
Disbursing clerk.....	1 1,850.00	1 1,850.00	1 1,850.00		
Insurance manager.....	1 1,650.00	1 1,650.00	1 1,650.00		
Clerks, \$1,300 to \$1,800.....	6 1,516.66	6 1,516.66	6 1,516.66		
Laborer-messenger.....	1 950.00	1 1,080.00	1 950.00		
Reserve.....		670.00			
Total number of employees.....	16	17	18		
01 Total salaries.....	43,300.00	47,700.00	48,688.82		
The difference between 1928 and 1927 is due to—					
Decrease in force.....	\$3,600.00				
Decrease in salaries.....	130.00				
Total decrease.....	3,730.00				

## Estimates of appropriations required for the service of the fiscal year ending June 30, 1928—Continued

General object (title of appropriation), date of acts, references to Statutes at Large, or to Revised Statutes, and estimated amount required for each detailed object				Total amount to be appropriated under each head of appropriation	Amount appropriated for the fiscal year ending June 30, 1927
<b>Contingent Expenses, United States Housing Corporation—</b>					
Contingent expenses: For contingent and miscellaneous expenses of the offices at Washington, District of Columbia, including purchase of blank books, maps, stationery, file cases, towels, ice, brooms, soap, freight and express charges; telegraph and telephone service; and all other miscellaneous items and necessary expenses not included in the foregoing and necessary to collect moneys and loans due the corporation ( <i>acts July 19, 1919, vol. 41, p. 222, sec. 1; Apr. 22, 1926, vol. 44, pp. 311-312</i> )-----				\$5,000.00	\$5,500.00
	Estimated expenditures, 1928 appropriation	Estimated expenditures, 1927 appropriation	Expended and obligated, 1926		
02 Supplies and materials-----	\$350.00	\$350.00	\$313.25		
Communication service:					
0500 Telegraph service-----	100.00	100.00	73.28		
0510 Telephone service-----	740.00	740.00	667.95		
05 Total communication service-----	840.00	840.00	741.23		
06 Travel expenses-----	2,000.00	2,500.00	1,440.41		
07 Transportation of things (service)-----	10.00	10.00	1.78		
10 Furnishing of heat, light, power, water, and electricity (service)-----	1,500.00	1,500.00	1,410.88		
13 Special and miscellaneous current expenses-----	150.00	150.00	79.04		
30 Equipment-----	150.00	150.00	101.80		
Total-----	5,000.00	5,500.00	4,088.39		
<b>Printing and Binding, United States Housing Corporation—</b>					
For all printing and binding for the United States Housing Corporation, including all its bureaus, offices, institutions, and services located in Washington, District of Columbia, and elsewhere ( <i>acts Mar. 20, 1922, vol. 42, p. 436, sec. 1; Apr. 22, 1926, vol. 44, pp. 311-312</i> )-----				800.00	1,000.00
08 Printing and binding: Expenditures—1928, \$900; 1927, \$1,000; 1926, \$696.41.					
<b>Collections, United States Housing Corporation—</b>					
Collections: For the collection of money due from the sale of real and other property under the provision of the act approved July 19, 1919, the collection of rentals from unsold properties, including necessary office and travel expenses outside of the District of Columbia ( <i>acts June 5, 1920, vol. 41, p. 937, sec. 1; Apr. 22, 1926, vol. 44, pp. 311-312</i> )-----				29,000.00	32,000.00
	Estimated expenditures, 1928 appropriation	Estimated expenditures, 1927 appropriation	Expended and obligated, 1926		
Field service:	Average— No. 1 Salary \$2,000	Average— No. 1 Salary \$2,000	Average— No. 1 Salary \$2,000		
Bremerton, Wash.	1 3,600	1 3,600	1 3,600		
Bridgeport, Conn. (including New London, Groton, and Waterbury, Conn., and Watervliet, N. Y.)	1 2,000	1 2,000	2 2,150		
Craddock, Va., \$1,800 to \$2,500	2 1,800	2 1,800	2 1,800		
Erie, Pa. (including Alliance and Niles, Ohio; Niagara Falls and Illion, N. Y., and Butler, Pa.), \$1,500 to \$2,100	1 600	1 600	1 600		
Hammond, Ind.	2 1,950	2 1,950	2 1,950		
Philadelphia, Pa. (including New Brunswick and Pompton Lakes, N. J.), \$1,400 to \$2,500	1 3,000	1 3,000	1 3,000		
Quincy, Mass. (including Newport, R. I., Lowell, Mass., and Portsmouth, N. H.)	2 1,950	2 1,950	2 1,950		
Rock Island, Ill. (including Davenport, Iowa, Moline and East Moline, Ill.), \$900 to \$3,000	1 3,000	1 3,000	1 3,000		
Vallejo, Calif.	1 800	1 800	1 800		
Watertown, N. Y.	3 60	3 60	3 60		
Janitors-----	15	16	17		
01 Total number of employees-----	25,780.00	26,380.00	28,591.87		
Total personal services-----					
The difference between figures for 1928 and 1927 is due to decrease in force, \$600.					
02 Supplies and materials-----	150.00	150.00	107.60		
05 Communication service (telephone)-----	750.00	750.00	693.45		
06 Travel expenses-----	200.00	200.00	166.13		
07 Transportation of things (service)-----	50.00	50.00			
10 Furnishing of heat, light, power, and water-----	35.00	70.00	12.16		
11 Rents-----	1,920.00	1,800.00	1,800.00		
13 Special and miscellaneous current expenses-----	65.00	100.00	47.49		
30 Equipment-----	50.00	100.00			
Reserve-----		2,400.00			
Total-----	29,000.00	32,000.00	31,418.70		



*Estimates of appropriations required for the service of the fiscal year ending June 30, 1928—Continued*

General object (title of appropriation), date of acts, references to Statutes at Large, or to Revised Statutes, and estimated amount required for each detailed object		Total amount to be appropriated under each head of appropriation	Amount appropriated for the fiscal year ending June 30, 1927
<i>Operation of Projects, United States Housing Corporation—</i>			
Washington, District of Columbia, Government, hotel for Government workers: For maintenance, operation, and management of the hotel and restaurants therein, including purchase and replacement of equipment and personal services, and including not to exceed \$850 for the exchange, purchase, repair, and maintenance of an automobile for official use, <b>[\$505,483]</b> \$480,136, of which amount not to exceed <b>[\$291,693]</b> \$263,166 may be expended for personal services in the District of Columbia, in addition to any meals and lodging allowed employees: <i>Provided</i> , That no person shall be employed hereunder at a rate of compensation exceeding \$5,600 per annum, and only one person may be employed at that rate ( <i>acts July 8, 1918, vol. 40, p. 821, sec. 1; July 19, 1919, vol. 41, p. 222, sec. 1; Apr. 22, 1926, vol. 44, pp. 311-312</i> )		\$480,136.00	\$505,483.00
	Estimated expenditures, 1928 appropriation	Estimated expenditures, 1927 appropriation	Expended and obligated, 1926
Average—	Average—	Average—	
No. Salary	No. Salary	No. Salary	
Salaries and wages:			
General manager.....	1 \$5,579	1 \$5,579	1 \$5,579
Superintendent of food service.....	1 3,879	1 3,879	1 3,879
Laundry superintendent.....	1 3,754	1 3,754	1 3,754
Special disbursing agent.....	1 3,634	1 3,634	1 3,634
Mechanical superintendent.....	1 3,354	1 3,354	1 3,354
Paymaster-cost accountant.....	1 2,754	1 2,754	1 2,754
Superintendent of halls.....	1 2,679	1 2,679	1 2,679
Assistant mechanical superintendent.....	1 2,210	1 2,210	1 2,210
Chef.....	1 2,424	1 2,424	1 2,424
Assistant superintendent food service.....	1 2,499	1 2,499	1 2,499
Clerks, \$720 to \$1,920.....	9 1,583	9 1,583	10 1,567
Stockkeeper.....	1 2,130	1 2,130	1 2,130
Infirmary superintendent.....	1 2,379	1 2,379	1 2,379
Refrigeration engineer.....	1 1,902	1 1,902	1 1,902
Head plumber.....	1 1,720	1 1,720	1 1,720
Electricians, \$1,648 to \$1,840.....	2 1,729	2 1,729	3 1,709
Secretary to general manager.....	1 2,034	1 2,034	1 2,034
Mechanics, plumbers, and steam fitters, \$1,648 to \$1,820.....	3 1,721	3 1,721	4 1,703
Painters, carpenters, and paperhangers, \$1,200 to \$1,648.....	6 1,445	6 1,445	6 1,573
Captain of the watch.....	1 1,500	1 1,500	1 1,500
Bakers and helpers, \$858 to \$1,716.....	4 1,230	4 1,230	4 1,137
Cooks and helpers, \$858 to \$1,716.....	5 1,338	5 1,338	7 1,266
Registrar.....	1 1,959	1 1,959	1 1,959
Cashiers, \$1,635 to \$1,995.....	3 1,755	3 1,755	3 1,715
Telephone operators, \$960 to \$1,200.....	5 1,080	5 1,080	6 1,120
Firemen, coal passers, and laborers, \$1,080 to \$1,360.....	13 1,260	13 1,260	13 1,260
Utility men, \$840 to \$1,440.....	3 1,220	3 1,220	3 1,260
Truck driver.....	1 1,310	1 1,310	1 1,310
Watchmen and fire patrol men, \$1,080 to \$1,200.....	6 1,170	6 1,170	6 1,170
Receiving clerks and assistant superintendent of halls.....	2 1,642	2 1,642	2 1,642
Nurses, \$1,575 to \$1,765.....	3 1,580	3 1,580	3 1,580
House managers.....	8 1,635	8 1,635	9 1,635
Housemen.....	10 1,200	10 1,200	9 1,176
Mail clerks, \$1,395 to \$1,635.....	2 1,515	2 1,515	2 1,515
Dishwashers, pot washers, and cleaners, \$936 to \$1,056.....	8 966	8 966	9 964
Yardman.....	1 1,284	1 1,284	1 1,284
Relief house manager.....	1 1,455	1 1,455	1 1,455
Coffeeman and seamstress, \$1,056 to \$1,395.....	2 1,225	2 1,225	2 1,225
Captain and head waitress, \$1,155 to \$1,410.....	2 1,282	2 1,282	2 1,274
Maids, \$540 to \$858.....	59 777	59 777	53 777
Pantry girls.....	3 858	3 858	4 858
Kitchen porter.....	1 1,314	1 1,314	1 1,314
Pantry boy.....			1 996
Laundry forewoman.....	1 1,209	1 1,209	1 1,209
Utility girl.....	1 858	1 858	1 858
Night watchwomen, \$1,035 to \$1,155.....	12 1,125	12 1,125	10 1,125
Desk clerks, \$975 to \$1,215.....	25 1,116	25 1,116	25 1,116
Truck helper.....	1 1,056	1 1,056	1 1,056
Washman.....	1 1,560	1 1,560	1 1,560
Laundry porter.....	1 1,300	1 1,300	1 1,300
Wringer men and upholsterer.....	3 1,040	3 1,040	3 1,040
Marker and assorter.....	1 624	1 624	1 624
Ironers, \$676 to \$728.....	3 710	3 710	3 655
Checker and assistant clerk.....	1 800	1 800	
Tumbler boy and messenger.....	1 640	1 640	
Flatworkers.....	9 537	9 537	9 555
Waitresses, bus girls, and cleaners.....	40 700	40 700	28 701
Maids (6 months).....	4 390	4 390	9 390
Telephone operator (3 months).....	1 225	1 225	1 225
Ticket writers.....	3 60	3 60	5 60
Nurse (1 month).....	1 100	1 100	1 100
Painters and paperhangers (3 months).....	2 412	2 412	2 412
Night clerk (3 months).....			1 435
Laborer (6 months).....	1 540	1 540	1 540
Total number of employees.....	291	291	286
Total salaries and wages.....	320,998.00	320,998.00	312,189.46
Deduct allowances for subsistence, lodging, etc.....	57,832.00	57,832.00	57,068.90
01 Total personal services, cash payment.....	263,166.00	263,166.00	255,120.56

*Estimates of appropriations required for the service of the fiscal year ending June 30, 1928—Continued*

General object (title of appropriation), date of acts, references to Statutes at Large, or to Revised Statutes, and estimated amount required for each detailed object				Total amount to be appropriated under each head of appropriation	Amount appropriated for the fiscal year ending June 30, 1927
<b>Operation of Projects, United States Housing Corporation—Continued.</b>					
	Estimated expenditures, 1928 appropriation	Estimated expenditures, 1927 appropriation	Expended and obligated, 1926		
Supplies and materials:					
0201 Stationery and office supplies.....	\$600.00	\$600.00	\$356.34		
0216 Medical and hospital supplies.....	300.00	300.00	177.21		
0230 Fuel.....	30,000.00	30,000.00	22,185.43		
0234 Gas.....	2,100.00	2,100.00	1,615.08		
0236 Gasoline.....	400.00	400.00	213.62		
0246 Sewing supplies.....	200.00	200.00	26.13		
0260 Provisions.....	121,000.00	121,000.00	102,809.13		
0282 Mechanics, engineers, and electricians' supplies.....	750.00	750.00	466.26		
0284 Household supplies.....	15,000.00	15,000.00	10,115.84		
0293 Nonmetallic mineral products.....	150.00	150.00	111.15		
0294 Lumber and wood products.....	750.00	750.00	635.39		
0296 Paints and painters' materials.....	1,500.00	1,500.00	854.39		
02 Total supplies and materials.....	172,750.00	172,750.00	139,566.04		
Communication service:					
0500 Telegraph service.....	10.00	10.00	.58		
0510 Telephone service.....	5,000.00	5,000.00	4,761.42		
05 Total communication service.....	5,010.00	5,010.00	4,762.00		
06 Travel expenses.....	200.00	200.00	180.00		
07 Transportation of things (service).....	100.00	100.00	17.93		
10 Furnishing of light, power, and electricity (service).....	12,500.00	12,500.00	11,251.41		
12 Repairs and alterations.....	7,000.00	7,000.00	3,392.71		
13 Special and miscellaneous current expenses.....	300.00	300.00	268.37		
Equipment:					
3011 Chairs, beds, and other supports for the body.....	500.00	500.00	-----		
3014 Furniture coverings, draperies, and window shades.....	250.00	250.00	-----		
3015 Kitchen and household utensils.....	2,250.00	2,250.00	1,455.27		
3016 Bedding, table linen, and covers.....	5,000.00	5,000.00	3,984.88		
3017 Office machines and devices.....	10.00	10.00	2.97		
3051 Heat, light, power, water, and refrigeration equipment.....	10,000.00	10,000.00	-----		
3057 Cleaning equipment.....	1,000.00	1,000.00	712.68		
3059 Lawn and garden equipment.....	100.00	100.00	260.00		
30 Total equipment.....	19,110.00	19,110.00	6,425.80		
Reserve.....	-----	25,347.00	-----		
Total.....	480,136.00	505,483.00	420,964.82		
<b>Maintenance of Unsold Property, United States Housing Corporation—</b>					
Maintenance of unsold property: To maintain and repair houses, buildings, and improvements which are unsold ( <i>acts Mar. 4, 1921, vol. 41, p. 1426, sec. 1; Apr. 22, 1926, vol. 44, pp. 311-312</i> ).....				\$1,000.00	\$1,400.00
	Estimated expenditures, 1928 appropriation	Estimated expenditures, 1927 appropriation	Expended and obligated, 1926		
Field service:					
01 Personal services.....	-----	-----	\$510.00		
10 Furnishing of heat, light, and water.....	-----	-----	62.15		
12 Repairs and alterations.....	\$500.00	\$500.00	-----		
13 Special and miscellaneous current expenses.....	500.00	900.00	20.36		
Total.....	1,000.00	1,400.00	592.51		
<b>Miscellaneous Expenses, Account of Property Sold, United States Housing Corporation—</b>					
Miscellaneous expenses account of property sold: To pay taxes, special assessments, and other utility, municipal, State and county charges or assessments unpaid by purchasers and which have been assessed against property in which the United States Housing Corporation has an interest, and to defray expenses incident to foreclosing mortgages, conducting sales under deeds of trust or reacquiring title or possession of real property under default proceeding, including attorney fees, witness fees, court costs, charges, and other miscellaneous expenses [ <b>\$6,000</b> ] <i>\$5,000: Provided, That the United States Housing Corporation is hereby authorized to allow as an offset any equitable claim in any collection made against any State or any political subdivision thereof (acts Mar. 4, 1921, vol. 41, p. 1426, sec. 1; Apr. 22, 1926, vol. 44, pp. 311-312)</i> .....				5,000.00	6,000.00

*Estimates of appropriations required for the service of the fiscal year ending June 30, 1928—Continued*

General object (title of appropriation), date of acts, references to Statutes at Large, or to Revised Statutes, and estimated amount required for each detailed object				Total amount to be appropriated under each head of appropriation	Amount appropriated for the fiscal year ending June 30, 1927
No part of the appropriations heretofore made and available for expenditure by the United States Housing Corporation shall be expended for the purposes for which appropriations are made herein ( <i>acts July 19, 1919, vol. 41, p. 222; Mar. 4, 1921, vol. 41, p. 1426; Apr. 22, 1926, vol. 44, pp. 311-312</i> ).					
13 Special and miscellaneous current expenses: Expenditures—1928, \$5,000; 1927, \$6,000; 1926, \$8,718.43.					
Appropriation for 1927 (ground rent) not asked for 1928.....					\$74, 315. 00
Total, Housing Corporation.....				\$564, 236. 00	673, 398. 00
INTERSTATE COMMERCE COMMISSION					
Interstate Commerce Commission— For eleven commissioners, at \$12,000 each; secretary, \$7,500, in all ( <i>acts Feb. 4, 1887, vol. 24, p. 379, secs. 1-24; Feb. 28, 1920, vol. 41, p. 497, sec. 440; Apr. 22, 1926, vol. 44, p. 312</i> ).....				139, 500. 00	139, 500. 00
		Estimated expenditures, 1928 appropriation	Estimated expenditures, 1927 appropriation	Expended and obligated, 1926	
	Average— No. Salary	Average— No. Salary	Average— No. Salary		
Departmental service:					
Salaries (statutory)—					
Commissioners.....	11 \$12,000	11 \$12,000	10½ \$12,000		
Secretary.....	1 7,500	1 7,500	1 7,500		
01 Total average number of employees.....	12	12	11½		
Total salaries.....	139,500	139,500	139,000		
For all other authorized expenditures necessary in the execution of laws to regulate commerce, including one chief counsel, one director of finance, and one director of traffic at \$10,000 each per annum, [per diem in lieu of subsistence when allowed pursuant to section 13 of the sundry civil appropriation act approved August 1, 1914] <i>traveling expenses</i> , and contract stenographic reporting services, [\$2,318,660] \$2,384,939, of which amount not to exceed [\$1,957,890] \$1,867,490 may be expended for personal services in the District of Columbia, exclusive of special counsel, for which the expenditure shall not exceed \$50,000; not exceeding \$3,000 for necessary books, reports, and periodicals; not exceeding \$100 in the open market for the purchase of office furniture similar in class or kind to that listed in the general supply schedule; and not exceeding [\$75,000] \$139,000 for rent of buildings in the District of Columbia: <i>Provided</i> , That this appropriation shall not be available for rent of buildings in the District of Columbia if suitable space is provided by the Public Buildings Commission ( <i>acts Feb. 4, 1887, vol. 24, p. 379, secs. 1-24; Feb. 28, 1920, vol. 41, p. 456, ch. 91; Apr. 22, 1926, vol. 44, p. 812</i> ).....				2, 384, 939. 00	2, 318, 660. 00
		Estimated expenditures, 1928 appropriation	Estimated expenditures, 1927 appropriation	Expended and obligated, 1926	
	Average— No. Salary	Average— No. Salary	Average— No. Salary		
Departmental service:					
Salaries—					
Professional and scientific service—					
Grade 7, \$7,500 and over—					
Special attorney (chief counsel).....	1 \$10,000	1 \$10,000	1 \$10,000		
Special attorney (director of bureau).....	1 10,000	1 10,000	1 10,000		
Grade 6, \$6,000 to \$7,500; average, \$6,750—					
Chief attorney (chief examiner).....	1 7,500	1 7,500	1 7,500		
Chief economic analyst (chief of bureau).....	1 7,500	1 7,500	1 7,500		
Grade 5, \$5,200 to \$6,000; average, \$5,600—					
Senior economic analysts (assistant director).....	2 6,000	2 6,000	2 6,000		
Senior engineer (assistant director).....	1 6,000	1 6,000	1 6,000		
Senior attorney (assistant chief examiner).....	1 6,000	1 6,000	1 6,000		
Senior attorney (chief of bureau).....	1 6,000	1 6,000	1 6,000		
Senior attorneys.....	2 5,600				
Senior attorneys (assistant counsel).....	2 5,300	2 5,300	2 5,300		
Senior attorney (member board of referees).....	1 5,200	1 5,200	1 5,200		
Senior attorneys.....	13 5,553	13 5,553	8½ 5,530		
Grade 4, \$3,800 to \$5,000; average, \$4,400—					
Economic analysts.....	3 4,600	3 4,600	3 4,400		
Attorney (assistant chief of bureau).....	1 5,000	1 5,000	1 5,000		
Attorney (chief of bureau).....			½ 4,600		
Attorney (special examiner).....	1 4,600	1 4,600	½ 4,400		
Attorneys.....	44 4,321	44 4,321	46½ 3,943		
Engineers.....	4 4,350	4 4,350	4 4,150		

*Estimates of appropriations required for the service of the fiscal year ending June 30, 1928—Continued*

General object (title of appropriation), date of acts, references to Statutes at Large, or to Revised Statutes, and estimated amount required for each detailed object	Estimated expenditures, 1928 appropriation		Estimated expenditures, 1927 appropriation		Expended and obligated, 1926		Total amount to be appropriated under each head of appropriation	Amount appropriated for the fiscal year ending June 30, 1927
Interstate Commerce Commission—Continued.								
Departmental service—Continued.								
Salaries—Continued.								
Professional and scientific service—Continued.								
Grade 3, \$3,000 to \$3,600; average, \$3,300—	Average—		Average—		Average—			
	No.	Salary	No.	Salary	No.	Salary		
Associate attorney (assistant chief of bureau)...	1	\$3,400	1	\$3,400	1	\$3,300		
Associate attorney.....	1	3,300						
Associate attorney (chief of section).....	1	3,000	1	3,000	1	3,000		
Associate attorney (assistant to chief examiner).....	1	3,100	1	3,100	1	3,000		
Associate attorneys.....	29	3,255	29	3,255	20	3,229		
Associate economic analyst.....	1	3,400	1	3,400	1	3,275		
Grade 2, \$2,400 to \$3,000; average, \$2,700—								
Assistant attorneys.....	21	2,633	21	2,633	19	2,726		
Assistant librarian.....	1	2,700	1	2,700	1	2,508		
Assistant engineers.....	6	2,583	6	2,583	6	2,417		
Grade 1, \$1,860 to \$2,400; average, \$2,111.42—								
Junior attorneys.....	10	1,860	10	1,860	1	1,989		
Junior librarian.....	1	2,000	1	2,000	1	1,988		
Subprofessional service—								
Grade 6, \$1,860 to \$2,400; average, \$2,111.42—								
Senior engineering draftsman.....	1	2,300	1	2,300	1	2,300		
Clerical, administrative, and fiscal service—								
Grade 14, \$7,500 and over—								
Special executive officer (director of bureau).....	1	10,000	1	10,000	1	10,000		
Grade 13, \$6,000 to \$7,500; average, \$6,750—								
Executive officer (director of bureau).....	1	7,500	1	7,500	1	7,500		
Grade 12, \$5,200 to \$6,000; average, \$5,600—								
Senior administrative officers (assistant directors of bureau).....	6	5,733	6	5,733	6	5,733		
Senior administrative officer (chief of bureau).....	1	5,200	1	5,200	1	5,200		
Grade 11, \$3,800 to \$5,000; average, \$4,400—								
Administrative officer (chief of section).....	1	4,600	1	4,600	1	4,600		
Administrative officer (assistant to director).....	1	4,400	1	4,400	1	4,383		
Administrative officer (assistant secretary).....	1	4,000	1	4,000	1	3,983		
Administrative officer (assistant chief of section).....	1	4,200	1	4,200	1	4,183		
Assistant chief accountants and auditors (examiners of accounts).....	3	4,066	3	4,066	3	3,985		
Senior clerks.....	2	3,800	2	3,800	1	3,767		
Grade 10, \$3,300 to \$3,900; average, \$3,600—								
Junior administrative officer (assistant to secretary).....	1	3,800	1	3,800	1	3,782		
Junior administrative officers (assistant chiefs of section).....	3	3,600	3	3,600	2	3,639		
Junior administrative officer (appointment clerk and personnel officer).....	1	3,700	1	3,700	1	3,575		
Junior administrative officer (senior clerk).....	1	3,400	1	3,400	1	3,428		
Senior accountant and auditor (examiner of accounts).....	1	3,400	1	3,400	1	3,392		
Grade 9, \$3,000 to \$3,600; average, \$3,300—								
Senior administrative assistant (express agent).....	1	3,600	1	3,600	1	3,600		
Senior administrative assistant (disbursing clerk).....	1	3,600	1	3,600	1	3,600		
Senior administrative assistants (chiefs of section).....	2	3,400	2	3,400	2	3,305		
Senior administrative assistant (assistant chief of section).....	1	3,400	1	3,400	1	3,392		
Senior administrative assistant (classification agent).....	1	3,200	1	3,200	1	3,025		
Accountants and auditors (examiners of accounts).....	5	3,220	5	3,220	4	3,301		
Senior clerks.....	2	3,000	2	3,000	1	3,000		
Grade 8, \$2,700 to \$3,300; average, \$3,000—								
Administrative assistant (assistant chief of section).....	1	3,000	1	3,000	1	3,000		
Associate transportation rate and traffic auditors.....	11	2,709	11	2,709	8	2,707		
Senior clerks.....	5	2,800	5	2,800	3	2,717		
Associate accountants and auditors (examiners of accounts).....	3	2,866	3	2,866	2	2,841		
Grade 7, \$2,400 to \$3,000; average, \$2,700—								
Junior administrative assistants (private secretaries).....	11	2,918	11	2,918	9	2,831		
Junior administrative assistant (assistant to secretary).....	1	2,700	1	2,700	1	2,700		
Junior administrative assistants (chiefs of section).....	3	2,833	3	2,833	3	2,833		
Junior administrative assistant (assistant chief of section).....	1	3,000	1	3,000	1	3,000		
Junior administrative assistant (cashier).....	1	2,800	1	2,800	1	2,800		
Junior administrative assistants (senior clerks).....	12	2,541	12	2,541	17	2,595		
Assistant accountants and auditors (examiners of accounts).....	13	2,700	13	2,700	14	2,670		
Senior transportation rate and traffic auditors.....	34	2,502	34	2,502	27	2,473		
Grade 6, \$2,100 to \$2,700; average, \$2,400—								
Principal clerk (law clerk).....	1	2,700	1	2,700	1	2,700		
Principal clerk (printing clerk).....	1	2,400	1	2,400	1	2,400		
Principal clerks (senior clerks).....	16	2,325	16	2,325	17	2,385		
Transportation rate and traffic auditors.....	61	2,217	61	2,217	53	2,238		
Grade 5, \$1,860 to \$2,400; average, \$2,111.42—								
Senior clerk (assistant chief of section).....	1	2,300	1	2,300	1	2,300		
Senior clerks.....	66	2,036	66	2,036	55	2,075		
Senior clerk-stenographers.....	11	2,012	11	2,012	11	2,092		
Senior transportation rate and traffic clerks.....	5	2,092	5	2,092	9	2,124		

*Estimates of appropriations required for the service of the fiscal year ending June 30, 1928—Continued*

General object (title of appropriation), date of acts, references to Statutes at Large, or to Revised Statutes, and estimated amount required for each detailed object						Total amount to be appropriated under each head of appropriation	Amount appropriated for the fiscal year ending June 30, 1927
Interstate Commerce Commission—Continued.							
		Estimated expenditures, 1928 appropriation	Estimated expenditures, 1927 appropriation	Expended and obligated, 1926			
Departmental service—Continued.							
Salaries—Continued.							
Clerical, administrative, and fiscal service—Contd.							
Grade 4, \$1,680 to \$2,040; average, \$1,860—	Average—		Average—		Average—		
	No.	Salary	No.	Salary	No.	Salary	
Principal stenographers	7	\$1,825	7	\$1,825	5½	\$1,925	
Clerk-stenographers	5	1,884	5	1,884	7½	1,851	
Office draftsman	1	1,920	1	1,920	1	1,915	
Clerks	48	1,805	48	1,805	48½	1,810	
Grade 3, \$1,500 to \$1,860; average, \$1,680—							
Head typist	1	1,740	1	1,740	1	1,740	
Senior stenographers	33	1,690	33	1,690	23½	1,767	
Assistant clerk-stenographers	5	1,668	5	1,668	21½	1,676	
Assistant clerks	47	1,637	47	1,637	37½	1,663	
Senior operator, office devices							
Grade 2, \$1,320 to \$1,680; average, \$1,500—							
Junior clerks	34	1,492	34	1,492	41½	1,452	
Junior stenographers	51	1,410	51	1,410	36½	1,467	
Junior clerk-typists	23	1,398	23	1,398	28½	1,408	
Chief telephone operator	1	1,500	1	1,500	1	1,495	
Junior operators, office devices	4	1,410	4	1,410	3	1,241	
Grade 1, \$1,140 to \$1,500; average, \$1,320—							
Underclerks	2	1,260	2	1,260	8½	1,352	
Junior typists	7	1,302	7	1,302	3½	1,428	
Underclerk typists	4	1,230	4	1,230	6	1,165	
Underoperators, office devices	8	1,297	8	1,297	5½	1,224	
Junior telephone operators	2	1,260	2	1,260			
Custodial service—							
Grade 7, \$1,680 to \$2,040; average, \$1,860—							
Senior mechanic	1	2,040	1	2,040	1	2,040	
Grade 6, \$1,500 to \$1,860; average, \$1,680—							
Mechanic	1	1,680	1	1,680	½	1,680	
Grade 4, \$1,140 to \$1,500; average, \$1,320—							
Assistant foreman of laborers	1	1,440	1	1,440	1	1,440	
Grade 3, \$900 to \$1,260; average, \$1,080—							
Minor mechanic	1	1,140	1	1,140	1	1,140	
Senior laborer	1	1,140	1	1,140	1	1,080	
Grade 2, \$780 to \$1,140; average, \$1,080—							
Junior laborers	5	948	5	948	4	920	
Assistant messengers	14	925	14	925	13½	895	
Minor domestic attendant	1	960	1	960	1	910	
Grade 1, \$600 to \$780; average, \$690—							
Junior messengers	39	623	39	623	33½	649	
Total average number of employees	798		794		742½		
Total salaries, departmental service		1,867,490.00		1,847,490.00		1,722,718.31	
The difference between 1927 and 1928 is due to increase in force, \$20,000.							
Field service:							
Salary and wages—							
Salary range, \$3,900 to \$5,000; average, \$4,400—							
Special agent	1	3,900	1	3,900	1	3,900	
Salary range, \$3,300 to \$3,900; average, \$3,600—							
Special agents	5	3,600	5	3,600	5	3,600	
Service agents	15	3,600	15	3,600	11½	3,600	
Salary range, \$3,000 to \$3,600; average, \$3,300—							
Special agent	1	3,300	1	3,300	1	3,300	
Salary range, \$2,700 to \$3,300; average, \$3,000—							
Special agents	3	3,000	3	3,000	1½	3,000	
Salary range, \$2,400 to \$3,000; average, \$2,700—							
Special agent	1	2,640	1	2,640	1½	2,643	
Salary range, \$1,320 to \$1,680; average, \$1,500—							
Junior clerk-typist					½	1,500	
Total average number of employees	26		26		22½		
Total salaries and wages, field service		90,840.00		90,840.00		77,233.32	
0150 Special services						20,154.00	
Total personal services		1,958,330.00					
Less salary lapses		35,872.00					
01 Net total personal services		1,922,458.00		1,938,330.00		1,820,105.68	
Supplies and materials:							
0200 Stationery and office supplies		38,293.00		38,293.00		29,733.07	
0280 Sundry supplies		992.00		992.00		937.97	
0290 Materials		124.00		124.00		576.98	
02 Total, supplies and materials		39,409.00		39,409.00		31,248.02	
Communication service:							
0500 Telegraph service		1,220.00		1,220.00		1,351.02	
0510 Telephone service		5,383.00		5,383.00		4,804.78	
0520 Other communication service		60.00		60.00		95.88	
05 Total communication service		6,663.00		6,663.00		6,251.68	
Travel expenses:							
06 (except 0630 and 0640) Transportation of persons		42,250.00		42,250.00		36,337.82	
0630 and 0640 Per diem and subsistence of persons		72,962.00		57,750.00		44,668.04	
06 Total travel expenses		115,212.00		100,000.00		81,005.86	
07 Transportation of things (service)		226.00		226.00		246.52	

*Estimates of appropriations required for the service of the fiscal year ending June 30, 1928—Continued*

General object (title of appropriation), date of acts, references to Statutes at Large, or to Revised Statutes, and estimated amount required for each detailed object

Total amount to be appropriated under each head of appropriation

Amount appropriated for the fiscal year ending June 30, 1927

*Interstate Commerce Commission—Continued.*

	Estimated expenditures, 1928 appropriation	Estimated expenditures, 1927 appropriation	Expended and obligated, 1926
Stenographic, typewriting, and photographic work:			
0821 Stenographic, typewriting, and duplicating (job work).....	\$620.00	\$620.00	\$308.17
0822 Stenographic work (contract reporting).....	125,000.00	125,000.00	106,128.37
0830 Photographic and blue-print work.....	100.00	100.00	-----
08 Total stenographic, typewriting, and photographic work.....	125,720.00	125,720.00	106,436.54
Rents:			
1100 Rent of buildings.....	139,000.00	72,061.00	72,270.54
1110 Other rents.....	8,829.00	8,829.00	6,840.24
11 Total rents.....	147,829.00	80,900.00	79,110.78
12 Repairs and alterations.....	1,071.00	1,071.00	1,825.52
13 Special and miscellaneous current expenses.....	582.00	582.00	555.95
Equipment:			
3010 Furniture, furnishings, and fixtures.....	21,896.00	21,896.00	14,382.88
3020 Educational equipment (books and periodicals).....	3,000.00	3,000.00	2,955.42
3050 Other equipment.....	873.00	873.00	4.89
30 Total equipment.....	25,769.00	25,769.00	17,343.19
Total.....	2,384,939.00	2,318,660.00	2,144,129.69

To enable the Interstate Commerce Commission to enforce compliance with section 20 and other sections of the act to regulate commerce as amended by the act approved June 29, 1906, and as amended by the transportation act, 1920, including the employment of necessary special accounting agents or examiners, and including *traveling expenses*, [per diem in lieu of subsistence when allowed pursuant to section 13 of the sundry civil appropriation act approved August 1, 1914, \$1,035,269] \$1,023,205, [together with any unexpended balance of the appropriation for this purpose for the fiscal year 1926] of which amount not to exceed [\$200,000] \$174,100 may be expended for personal services in the District of Columbia (acts June 29, 1906, vol. 34, p. 593, sec. 20; Feb. 28, 1920, vol. 41, p. 456, ch. 91; Apr. 22, 1926, vol. 44, p. 312)

\$1,023,205.00

\$1,035,269.00

	Estimated expenditures, 1928 appropriation	Estimated expenditures, 1927 appropriation	Expended and obligated, 1926
Departmental service:			
Salaries—			
Clerical, administrative, and fiscal service—			
Grade 13, \$6,000 to \$7,500; average, \$6,750—			
Executive accountant and auditor (director of bureau).....	Average— No. 1 Salary \$7,500	Average— No. 1 Salary \$7,500	Average— No. 1 Salary \$7,500
Grade 12, \$5,200 to \$6,000; average, \$5,600—			
Chief accountants and auditors (assistant directors).....	3 5,867	3 5,733	3 5,733
Chief accountant and auditor (chief of section).....	1 6,000	1 6,000	1 6,000
Chief accountant and auditor (field supervisor of accounts).....	1 5,600	1 5,600	1 5,600
Grade 11, \$3,800 to \$5,000; average, \$4,400—			
Assistant chief accountants and auditors (examiners).....	13 4,523	9 4,377	8½ 4,365
Grade 10, \$3,500 to \$3,900; average, \$3,600—			
Senior accountants and auditors (examiners).....	6 3,800	6 3,733	5½ 3,717
Grade 9, \$3,000 to \$3,600; average, \$3,300—			
Accountants and auditors (examiners).....	5 3,360	5 3,280	5½ 3,243
Grade 8, \$2,700 to \$3,300; average, \$3,000—			
Associate accountant and auditor (examiner).....	1 3,000	1 2,700	1 2,700
Grade 7, \$2,400 to \$3,000; average, \$2,700—			
Assistant accountant and auditor (examiner).....	1 2,700	-----	-----
Grade 6, \$2,100 to \$2,700; average, \$2,400—			
Principal accounting and auditing assistants (examiners).....	3 2,433	3 2,233	1½ 2,367
Grade 5, \$1,860 to \$2,400; average, \$2,111.42—			
Senior clerks.....	4 2,159	4 2,030	3½ 2,042
Grade 4, \$1,680 to \$2,040; average, \$1,860—			
Principal stenographer.....	1 1,980	1 1,980	1 1,980
Grade 3, \$1,500 to \$1,860; average, \$1,680—			
Senior stenographers.....	3 1,740	2 1,740	3½ 1,700
Assistant clerks.....	2 1,710	-----	1 1,740
Grade 2, \$1,320 to \$1,680; average, \$1,500—			
Junior clerk.....	1 1,560	-----	-----
Senior typists.....	3 1,500	4 1,440	3½ 1,413
Grade 1, \$1,140 to \$1,500; average, \$1,320—			
Junior typist.....	-----	-----	1½ 1,440

*Estimates of appropriations required for the service of the fiscal year ending June 30, 1928—Continued*

General object (title of appropriation), date of acts, references to Statutes at Large, or to Revised Statutes, and estimated amount required for each detailed object				Total amount to be appropriated under each head of appropriation	Amount appropriated for the fiscal year ending June 30, 1927
<i>Interstate Commerce Commission—Continued.</i>					
	Estimated expenditures, 1928 appropriation	Estimated expenditures, 1927 appropriation	Expended and obligated, 1926		
Departmental service—Continued.					
Salaries—Continued.					
Custodial service—					
Grade 1, \$600 to \$780; average, \$690—	Average— No. 1 Salary \$690	Average— No. 1 Salary \$690	Average— No. 1 Salary \$690		
Junior messenger.....					
Total, average number of employees.....	50	42	42		
Total salaries, departmental service.....	174, 100. 00	143, 930. 00	140, 908. 39		
The difference between 1927 and 1928 is due to increase in force, \$30, 170.					
Field service:					
Salaries and wages—					
Salary range \$3,800 to \$5,000; average, \$4,400—					
Assistant chief accountants and auditors.....	16 4, 662	17 4, 317	15 4, 413		
Salary range \$3,300 to \$3,900; average, \$3,600—					
Senior accountants and auditors.....	19 3, 631	27 3, 426	14 3, 607		
Salary range \$3,000 to \$3,600; average, \$3,300—					
Accountants and auditors.....	26 3, 300	41 3, 121	16 3, 300		
Salary range \$2,700 to \$3,300; average, \$3,000—					
Associate accountants and auditors.....	62 3, 000	87 2, 778	70 2, 820		
Salary range \$2,400 to \$3,000; average, \$2,700—					
Assistant accountants and auditors.....	45 2, 700	65 2, 436	39 2, 443		
Senior clerks.....		1 2, 400	2 2, 400		
Salary range \$2,100 to \$2,700; average, \$2,400—					
Principal accounting and auditing assistants.....	26 2, 408	50 2, 145	15 2, 112		
Senior clerks.....		3 2, 367			
Salary range \$1,860 to \$2,400; average, \$2,111.42—					
Senior accounting and auditing assistants.....	9 2, 143	9 1, 973	14 1, 735		
Salary range \$1,680 to \$2,040; average, \$1,860—					
Principal stenographers.....	2 1, 920	2 1, 830	1 1, 727		
Salary range \$1,500 to \$1,860; average, \$1,680—					
Senior stenographers.....	7 1, 689	9 1, 587	4 1, 507		
Salary range \$1,320 to \$1,680; average, \$1,500—					
Junior stenographers.....	5 1, 500	2 1, 320	2 1, 320		
Total average number of employees.....	217	313	197		
Total salaries and wages, field service.....	641, 955. 62	848, 840. 00	554, 529. 47		
Total personal services.....	816, 055. 62				
Less salary lapses.....	13, 908. 00				
01 Net total personal services.....	802, 147. 62	992, 770. 00	695, 437. 86		
Supplies and materials:					
0200 Stationery and office supplies.....	1, 600. 00	4, 746. 75	2, 074. 78		
0280 Sundry supplies.....	75. 00	70. 75	44. 73		
0290 Materials.....			53. 76		
02 Total supplies and materials.....	1, 675. 00	4, 817. 50	2, 173. 27		
Communication service:					
0500 Telegraph service.....	1, 000. 00	1, 344. 00	651. 11		
0510 Telephone service.....	1, 200. 00	2, 998. 00	1, 415. 20		
0520 Other communication service.....	75. 00	130. 50	356. 70		
05 Total communication service.....	2, 275. 00	4, 473. 50	2, 423. 01		
Travel expenses:					
06 (except 0630 and 0640) Transportation of persons.....	17, 128. 00	33, 800. 00	31, 329. 15		
0630 and 0640 Per diem and subsistence of persons.....	185, 563. 00	242, 078. 00	174, 922. 79		
06 Total travel expenses.....	202, 691. 00	275, 878. 00	206, 251. 94		
07 Transportation of things (service).....	1, 200. 00	2, 610. 00	592. 57		
10 Light, power, water, and electricity.....	60. 00	170. 00	69. 15		
Rents:					
1100 Rent of buildings.....	12, 150. 00	14, 900. 00	11, 730. 00		
1110 Other rents.....	100. 00	100. 00	255. 50		
11 Total rents.....	12, 250. 00	15, 000. 00	11, 985. 50		
12 Repairs and alterations.....	60. 00	235. 00	115. 37		
13 Special and miscellaneous current expenses.....	98. 38	315. 00	319. 06		
Equipment:					
3010 Furniture, furnishings, and fixtures.....	650. 00	2, 010. 00	4, 434. 42		
3020 Educational equipment (books and periodicals).....	75. 00	810. 00	115. 50		
3050 Other equipment.....	25. 00	180. 00	147. 11		
30 Total equipment.....	750. 00	3, 000. 00	4, 697. 03		
Total.....	1, 023, 205. 00	1, 299, 268. 00	924, 064. 76		

## Estimates of appropriations required for the service of the fiscal year ending June 30, 1928—Continued

General object (title of appropriation), date of acts, references to Statutes at Large, or to Revised Statutes, and estimated amount required for each detailed object	Total amount to be appropriated under each head of appropriation	Amount appropriated for the fiscal year ending June 30, 1927
<b>Interstate Commerce Commission—Continued.</b>		
To enable the Interstate Commerce Commission to keep informed regarding and to enforce compliance with acts to promote the safety of employees and travelers upon railroads; the act requiring common carriers to make reports of accidents and authorizing investigations thereof; and to enable the Interstate Commerce Commission to investigate and test appliances intended to promote the safety of railway operation, as authorized by the joint resolution approved June 30, 1906, and the provision of the sundry civil act approved May 27, 1908, to investigate, test experimentally, and report on the use and need of any appliances or systems intended to promote the safety of railway operation, including the employment of a chief inspector at \$6,000 per annum, and two assistant chief inspectors at \$5,000 each per annum, and such other inspectors as may be necessary, and for <i>traveling expenses</i> , [per diem in lieu of subsistence when allowed pursuant to section 13 of the sundry civil appropriation act approved August 1, 1914, \$475,000], \$488,824, of which amount not to exceed [\$80,000] \$74,210 may be expended for personal services in the District of Columbia (acts Mar. 4, 1893, vol. 27, p. 581, secs. 1-8; Feb. 28, 1920, vol. 41, p. 456, ch. 91; Apr. 22, 1926, vol. 44, p. 313)-----		
	\$488, 824. 00	\$475, 000. 00



*Estimates of appropriations required for the service of the fiscal year ending June 30, 1928—Continued*

General object (title of appropriation), date of acts, references to Statutes at Large, or to Revised Statutes, and estimated amount required for each detailed object

Total amount to be appropriated under each head of appropriation

Amount appropriated for the fiscal year ending June 30, 1927

*Interstate Commerce Commission—Continued.*

	Estimated expenditures, 1928 appropriation	Estimated expenditures, 1927 appropriation	Expended and obligated, 1926
Travel expenses:			
06 (except 0630 and 0640). Transportation of persons.....	\$63,246.00	\$63,246.00	\$60,842.25
0630 and 0640. Per diem and subsistence of persons.....	96,094.00	76,094.00	78,483.75
06 Total travel expenses.....	159,340.00	139,340.00	139,326.00
07 Transportation of things (service).....	150.00	150.00	37.35
Stenographic, typewriting, and photographic service:			
0821 Stenography, typewriting, and duplicating (job work).....	1,000.00	1,000.00	289.23
0822 Stenographic service (contract reporting).....			25.00
0830 Photographic and blue print work.....	200.00	200.00	69.18
08 Total stenographic, typewriting, and photographic service.....	1,200.00	1,200.00	383.41
12 Repairs and alterations.....	200.00	200.00	143.64
13 Special and miscellaneous current expenses.....	100.00	100.00	12.75
Equipment:			
3010 Furniture, furnishings, and fixtures.....	650.00	650.00	2,605.11
3050 Other equipment.....	50.00	50.00	659.30
30 Total equipment.....	700.00	700.00	3,264.41
Total.....	488,824.00	475,000.00	453,716.23

For all authorized expenditures under section 26 of the act to regulate commerce as amended by the transportation act, 1920, with respect to the provision thereof under which carriers by railroad subject to the act may be required to install automatic train-stop or train-control devices which comply with specifications and requirements prescribed by the commission; including investigations and tests pertaining to block-signal and train-control systems, as authorized by the joint resolution approved June 30, 1906, and including the employment of the necessary engineers, and for traveling expenses, [per diem in lieu of subsistence when allowed pursuant to section 13 of the sundry civil appropriation act approved August 1, 1914, \$138,320] \$141,756, of which amount not exceeding \$100,000 \$95,140 may be expended for personal services in the District of Columbia (acts June 30, 1906, vol. 34, p. 838; Oct. 22, 1913, vol. 38, p. 212; Apr. 22, 1926, vol. 44, p. 313)

\$141,756.00

\$138,320.00

	Estimated expenditures, 1928 appropriation	Estimated expenditures, 1927 appropriation	Expended and obligated, 1926
Departmental service:			
Salaries—			
Professional and scientific service—			
Grade 4, \$3,800 to \$5,000; average, \$4,400—			
Engineer.....	Average— No. 1 Salary \$4,000	Average— No. 1 Salary \$4,000	Average— No. 1 Salary \$4,000
Grade 3, \$3,000 to \$3,600; average, \$3,300—			
Associate engineers.....	16 3,300	16 3,300	15½ 3,080
Grade 2, \$2,400 to \$3,000; average, \$2,700—			
Assistant engineers.....	9 2,700	9 2,700	5½ 2,408
Clerical, administrative, and fiscal service—			
Grade 13, \$6,000 to \$7,500; average, \$6,750—			
Executive officer (director of bureau).....	1 7,500	1 7,500	1 7,500
Grade 3, \$1,500 to \$1,860; average, \$1,680—			
Senior stenographers.....	2 1,740	2 1,740	2 1,735
Assistant clerk.....	1 1,740	1 1,740	1 1,735
Grade 1, \$1,140 to \$1,500; average, \$1,320—			
Underclerk.....	1 1,320	1 1,320	1 1,140
Total number of employees.....	31	31	26½
Total salaries, departmental service.....	95,140.00		
Less salary lapses.....	1,564.00		
01 Net total personal services.....	93,576.00	95,140.00	78,223.33
Supplies and materials:			
0200 Stationery and office supplies.....	900.00	900.00	543.38
0280 Sundry supplies.....	100.00	100.00	10.32
02 Total supplies and materials.....	1,000.00	1,000.00	553.70
Communication service:			
0500 Telegraph service.....	475.00	475.00	41.03
0510 Telephone service.....	25.00	25.00	.30
0520 Other communication service.....			.30
05 Total communication service.....	500.00	500.00	41.63

*Estimates of appropriations required for the service of the fiscal year ending June 30, 1928—Continued*

General object (title of appropriation), date of acts, references to Statutes at Large, or to Revised Statutes, and estimated amount required for each detailed object

Total amount to be appropriated under each head of appropriation

Amount appropriated for the fiscal year ending June 30, 1927

*Interstate Commerce Commission—Continued.*

	Estimated expenditures, 1928 appropriation	Estimated expenditures, 1927 appropriation	Expended and obligated, 1926
Travel expenses:			
06 (except 0630 and 0640). Transportation of persons.	\$20,230.00	\$20,230.00	\$11,169.70
0630 and 0640. Per diem and subsistence of persons.	25,000.00	20,000.00	10,106.19
06 Total travel expenses.....	45,230.00	40,230.00	21,275.89
07 Transportation of things (service).....	100.00	100.00	
Stenographic, typewriting, and photographic work:			
0821 Stenographic, typewriting, and duplicating work (job work).....	100.00	100.00	2.00
0822 Stenographic service (contract reporting).....			40.05
0830 Photographic and blue-print work.....	100.00	100.00	71.54
08 Total stenographic, typewriting, and photographic work.....	200.00	200.00	113.59
12 Repairs and alterations.....	100.00	100.00	5.06
13 Special and miscellaneous current expenses.....	50.00	50.00	3.56
Equipment:			
3010 Furniture, furnishings, and fixtures.....	700.00	700.00	342.66
3050 Other equipment.....	300.00	300.00	285.89
30 Total equipment.....	1,000.00	1,000.00	628.55
Total.....	141,756.00	138,320.00	100,845.31

For all authorized expenditures under the provisions of the act of February 17, 1911, "To promote the safety of employees and travelers upon railroads by compelling common carriers engaged in interstate commerce to equip their locomotives with safe and suitable boilers and appurtenances thereto," as amended by the act of March 4, 1915, extending "the same powers and duties with respect to all parts and appurtenances of the locomotive and tender," and amendment of June 7, 1924, providing for the appointment from time to time by the Interstate Commerce Commission of not more than 15 inspectors in addition to the number authorized in the first paragraph of section 4 of the act of 1911, including such legal, technical, stenographic, and clerical help as the business of the offices of the chief inspector and his two assistants may require, and for *traveling expenses*, [per diem in lieu of subsistence when allowed pursuant to section 13 of the sundry civil appropriation act approved August 1, 1914, \$458,448] \$470,418, of which amount not to exceed \$65,740 may be expended for personal services in the District of Columbia (*acts Feb. 17, 1911, vol. 36, p. 913, secs. 1-10; Mar. 4, 1915, vol. 38, p. 1192, secs. 1-4; June 7, 1924, vol. 43, pp. 659-660; Apr. 22, 1926, vol. 44, p. 313*).....

\$470, 418. 00

\$458, 448. 00

	Estimated expenditures, 1928 appropriation	Estimated expenditures, 1927 appropriation	Expended and obligated, 1926
Departmental service:			
Salaries—			
Professional and scientific service—			
Grade 4, \$3,800 to \$5,000; average, \$4,400—			
Attorney.....	No. 1 Salary \$4,400	No. 1 Salary \$4,400	No. 1 Salary \$4,000
Engineer.....	1 4,400	1 4,400	1 4,000
Grade 3, \$3,000 to \$3,600; average, \$3,300—			
Associate attorney.....	1 3,300	1 3,300	1 3,000
Associate engineer.....			1 3,300
Subprofessional service—			
Grade 8, \$2,400 to \$3,000; average, \$2,700—			
Chief engineering aid.....	1 2,400	1 2,400	1 2,400
Grade 6, \$1,860 to \$2,400; average, \$2,111.42—			
Senior engineering aid.....			1 2,300
Clerical, administrative, and fiscal service—			
Grade 12, \$5,200 to \$6,000; average, \$5,600—			
Senior administrative officer (chief inspector).....	1 6,000	1 6,000	1 6,000
Grade 11, \$3,800 to \$5,000; average, \$4,400—			
Administrative officers (assistant chief inspectors).....	2 5,000	2 5,000	2 5,000
Grade 7, \$2,400 to \$3,000; average, \$2,700—			
Junior administrative assistant (chief clerk).....	1 2,900	1 2,900	1 2,768
Grade 5, \$1,860 to \$2,400; average, \$2,111.42—			
Senior clerks.....	2 2,350	2 2,350	3 2,150
Grade 4, \$1,680 to \$2,040; average, \$1,860—			
Clerk.....	1 1,980	1 1,980	
Grade 3, \$1,500 to \$1,860; average, \$1,680—			
Assistant clerks.....	2 1,710	2 1,710	3 1,654
Senior stenographer.....	1 1,740	1 1,740	1 1,740
Grade 2, \$1,320 to \$1,680; average, \$1,500—			
Junior clerks.....	8 1,550	8 1,550	6 1,487

*Estimates of appropriations required for the service of the fiscal year ending June 30, 1928—Continued*

General object (title of appropriation), date of acts, references to Statutes at Large, or to Revised Statutes, and estimated amount required for each detailed object				Total amount to be appropriated under each head of appropriation	Amount appropriated for the fiscal year ending June 30, 1927
<i>Interstate Commerce Commission—Continued.</i>					
Departmental service—Continued.					
Salaries—Continued.					
Clerical, administrative, and fiscal service—Con.					
Grade 1, \$1,140 to \$1,500; average, \$1,320—	<i>Average—</i>	<i>Average—</i>	<i>Average—</i>		
Underclerks.....	<i>No. Salary</i>	<i>No. Salary</i>	<i>No. Salary</i>		
Junior typist.....	3 \$1,460	3 \$1,460	1 1/2 \$1,373		
Custodial service—	1 1,260	1 1,260			
Grade 2, \$780 to \$1,140; average, \$960—					
Assistant messenger.....	1 1,020	1 1,020	1 1/2 949		
Grade 1, \$600 to \$780; average, \$690—					
Junior messengers.....	2 720	2 720	1 1/2 725		
Total average number of employees.....	29	29	25 1/2		
Total salaries, departmental service.....	65,740.00	65,740.00	55,000.86		
Field service:					
Salaries and wages—					
District inspectors (statutory, \$3,600).....	65 3,600.00	65 3,600.00	64 1/2 3,600.00		
Total average number of employees.....	65	65	64 1/2		
Total salaries and wages, field service.....	234,000.00	234,000.00	231,700.00		
Total personal services.....	299,740.00				
Less salary lapses.....	5,734.00				
Net total salaries.....	294,006.00	299,740.00	286,700.86		
0140 Allowance.....	39,000.00	39,000.00	31,992.00		
01 Net total personal services.....	333,006.00	338,740.00	318,692.86		
Supplies and materials:					
0200 Stationery and office supplies.....	500.00	500.00	1,125.17		
0280 Sundry supplies.....	225.00	225.00	285.88		
02 Total supplies and materials.....	725.00	725.00	1,411.05		
Communication service:					
0500 Telegraph service.....	500.00	500.00	292.79		
0510 Telephone service.....	50.00	50.00	3.40		
0520 Other communication service.....	5.00	5.00	.33		
05 Total communication service.....	555.00	555.00	296.52		
Travel expenses:					
06 (except 0630 and 0640) Transportation of persons.....	46,184.00	46,184.00	38,496.61		
0630 and 0640 Per diem and subsistence of persons.....	88,520.00	70,816.00	59,971.27		
06 Total travel expenses.....	134,704.00	117,000.00	98,467.88		
07 Transportation of things (service).....	5.00	5.00	10.84		
Stenographic, typewriting, and photographic work:					
0621 Stenographic, typewriting, and duplicating work (job work).....	100.00	100.00	30.20		
0622 Stenographic service (contract reporting).....			170.85		
0630 Photographic and blue print work.....	250.00	250.00	339.69		
06 Total stenographic, typewriting, and photographic work.....	350.00	350.00	540.74		
12 Repairs and alterations.....	25.00	25.00	82.63		
13 Special and miscellaneous current expenses.....	10.00	10.00			
Equipment:					
3010 Furniture, furnishings, and fixtures.....	500.00	500.00	1,482.17		
3050 Other equipment.....	538.00	538.00	65.97		
30 Total equipment.....	1,038.00	1,038.00	1,548.14		
Total.....	470,418.00	458,448.00	421,051.66		
Valuation of property of carriers: To enable the Interstate Commerce Commission to carry out the objects of the act entitled "An act to amend an act entitled 'An act to regulate commerce,' approved February 4, 1887, and all acts amendatory thereof," by providing for a valuation of the several classes of property of carriers subject thereto and securing information concerning their stocks, bonds, and other securities, approved March 1, 1913, including one director of valuation, one supervisor of land appraisals, one supervising engineer, and one supervisor of accounts, at \$9,000 each per annum, and one principal valuation examiner at \$7,500 per annum, and <i>traveling expenses</i> , [per diem in lieu of subsistence when allowed pursuant to section 13 of the sundry civil appropriation act approved August 1, 1914, \$1,427,960] \$1,306,325 [together with any unexpended balance of the appropriation for this purpose for the fiscal year 1926]: <i>Provided</i> [further], That this appropriation shall not be available for rent of buildings in the District of Columbia if suitable space is provided by the Public Buildings Commission ( <i>acts Mar. 1, 1913, vol. 37, p. 701, sec. 1; June 7, 1922, vol. 41, p. 624; Apr. 22, 1926, vol. 44, p. 313</i> ).....				\$1,306,325.00	\$1,427,960.00

*Estimates of appropriations required for the service of the fiscal year ending June 30, 1928—Continued*

General object (title of appropriation), date of acts, references to Statutes at Large, or to Revised Statutes, and estimated amount required for each detailed object	Total amount to be appropriated under each head of appropriation		Amount appropriated for the fiscal year ending June 30, 1927
<i>Interstate Commerce Commission—Continued.</i>			
	Estimated expenditures, 1928 appropriation	Estimated expenditures, 1927 appropriation	Expended and obligated, 1926
Departmental service:			
Salaries—			
Professional and scientific service—			
Grade 7, \$7,500 and over—	Average— No. 2 Salary \$9,000.00	Average— No. 2 Salary \$9,000.00	Average— No. 2 Salary \$9,000.00
Special scientists.....	2 9,000.00	2 9,000.00	2 9,000.00
Grade 6, \$6,000 to \$7,500; average, \$6,750—			
Principal examiner.....	1 7,500.00	1 7,500.00	1 6,000.00
Chief attorneys.....	2 6,750.00	1 7,500.00	1 7,500.00
Grade 5, \$5,200 to \$6,000; average, \$5,600—			
Senior attorneys.....	14 5,600.00	13 5,477.00	11½ 5,411.00
Senior engineers.....	9 5,600.00	10 5,600.00	7½ 5,480.00
Senior examiners.....	14 5,600.00	13 5,492.00	9½ 5,266.00
Grade 4, \$3,800 to \$5,000; average, \$4,400—			
Attorneys.....	14 4,400.00	6 4,100.00	7½ 3,900.00
Engineers.....	11 4,400.00	16 4,200.00	18½ 4,003.00
Examiners.....	17 4,400.00	10 4,200.00	10½ 4,259.00
Land appraisers.....	12 4,400.00	18 4,155.00	11½ 3,715.00
Grade 3, \$3,000 to \$3,600; average, \$3,300—			
Associate attorneys.....	6 3,300.00	3 3,100.00	3 3,151.00
Associate engineers.....	8 3,300.00	39 3,178.00	38½ 3,126.00
Associate examiners.....	10 3,300.00	3 3,200.00	3½ 3,121.00
Associate land appraisers.....	7 3,300.00	5 3,280.00	4½ 3,046.00
Grade 2, \$2,400 to \$3,000; average, \$2,700—			
Assistant attorneys.....	6 2,700.00	6 2,600.00	6½ 2,446.00
Assistant engineers.....	8 2,700.00	62 2,592.00	57½ 2,529.00
Assistant examiners.....	4 2,700.00		
Assistant land appraisers.....	6 2,700.00	6 2,583.00	3½ 2,400.00
Grade 1, \$1,860 to \$2,400; average, \$2,111.42—			
Junior attorneys.....	6 2,111.42	8 1,948.00	6½ 1,860.00
Junior engineers.....	5 2,111.42	8 2,002.00	9 1,939.00
Junior examiners.....	2 2,111.42	1 1,860.00	½ 1,860.00
Subprofessional service—			
Grade 8, \$2,400 to \$3,000; average, \$2,700—			
Chief engineering aids.....	3 2,700.00	5 2,500.00	5½ 2,489.00
Grade 7, \$2,100 to \$2,700; average, \$2,400—			
Principal engineering aids.....			1½ 2,400.00
Grade 6, \$1,860 to \$2,400; average, \$2,111.42—			
Senior engineering aids.....	5 2,111.42	4 2,070.00	9½ 2,173.00
Grade 5, \$1,680 to \$2,040; average, \$1,860—			
Engineering aids.....	3 1,860.00	11 1,713.00	4½ 1,837.00
Engineering draftsmen.....		2 1,800.00	1½ 1,754.00
Grade 4, \$1,500 to \$1,860; average, \$1,680—			
Assistant engineering draftsman.....			½ 1,620.00
Clerical, administrative, and fiscal service—			
Grade 14, \$7,500 and over—			
Special executive officer (director).....	1 9,000.00	1 9,000.00	1 9,000.00
Special executive officer (supervisor of accounts).....	1 9,000.00	1 9,000.00	1 9,000.00
Grade 12, \$5,200 to \$6,000; average, \$5,600—			
Chief accountants and auditors (assistant supervisors of accounts).....	2 5,600.00	2 5,800.00	2 5,600.00
Chief accountants and auditors.....	2 5,600.00	2 5,400.00	2½ 5,200.00
Grade 11, \$3,800 to \$5,000; average, \$4,400—			
Assistant chief accountants and auditors.....	5 4,400.00	7 4,257.00	6½ 4,000.00
Administrative officer (assistant to director).....	1 4,800.00	1 4,800.00	½ 4,800.00
Administrative officer (senior clerk).....	1 4,200.00	1 4,200.00	1 4,125.00
Grade 9, \$3,000 to \$3,600; average, \$3,300—			
Accountants and auditors (accountant).....	3 3,300.00	13 3,277.00	10½ 3,257.00
Senior administrative assistants (valuation analysts).....	4 3,300.00	3 3,267.00	3 3,200.00
Senior administrative assistant (senior clerk).....		1 3,000.00	½ 3,000.00
Grade 8, \$2,700 to \$3,300; average, \$3,000—			
Associate accountants and auditors (accountants).....	3 3,000.00	5 2,880.00	5½ 2,785.00
Administrative assistants.....	2 3,000.00		
Grade 7, \$2,400 to \$3,000; average, \$2,700—			
Assistant accountants and auditors (accountants).....	2 2,700.00	9 2,656.00	9 2,687.00
Junior administrative assistants.....	2 2,700.00	3 2,733.00	3½ 2,614.00
Grade 6, \$2,100 to \$2,700; average, \$2,400—			
Principal accounting and auditing assistants (accountants).....	2 2,400.00	5 2,260.00	3½ 2,208.00
Senior clerk.....		1 2,500.00	1½ 2,407.00
Grade 5, \$1,860 to \$2,400; average, \$2,111.42—			
Senior accounting and auditing assistants (accountants).....	1 2,111.42	3 1,907.00	½ 2,400.00
Senior clerks.....	7 2,111.42	6 2,077.00	6½ 2,016.00
Grade 4, \$1,680 to \$2,040; average, \$1,860—			
Clerk stenographers.....	9 1,860.00	12 1,780.00	7½ 1,754.00
Clerks.....	6 1,860.00	6 1,810.00	7½ 1,840.00
Grade 3, \$1,500 to \$1,860; average, \$1,680—			
Assistant clerks.....	4 1,680.00	9 1,620.00	5 1,602.00
Assistant clerk-stenographers.....	5 1,680.00	8 1,597.00	6½ 1,657.00
Senior stenographers.....	17 1,680.00	11 1,555.00	16½ 1,576.00
Senior operators, office devices.....	5 1,680.00	10 1,590.00	5½ 1,635.00
Grade 2, \$1,320 to \$1,680; average, \$1,500—			
Junior stenographers.....	6 1,500.00	15 1,376.00	25½ 1,396.00
Junior clerk-stenographers.....	3 1,500.00	4 1,410.00	3½ 1,456.00
Junior operators, office devices.....	3 1,500.00	9 1,387.00	4½ 1,436.00
Junior clerks.....	3 1,500.00	3 1,440.00	8½ 1,414.00
Senior typists.....	15 1,500.00	30 1,405.00	22½ 1,336.00
Grade 1, \$1,140 to \$1,500; average, \$1,320—			
Junior typists.....	2 1,320.00	1 1,140.00	1½ 1,149.00
Underclerks.....	3 1,320.00	2 1,140.00	3½ 1,163.00
Underoperators, office devices.....	3 1,320.00	6 1,190.00	4½ 1,207.00

*Estimates of appropriations required for the service of the fiscal year ending June 30, 1928—Continued*

General object (title of appropriation), date of acts, references to Statutes at Large, or to Revised Statutes, and estimated amount required for each detailed object				Total amount to be appropriated under each head of appropriation	Amount appropriated for the fiscal year ending June 30, 1927
<i>Interstate Commerce Commission—Continued.</i>					
Departmental service—Continued.					
Salaries—Continued.					
Custodial service—					
Grade 6, \$1,500 to \$1,860; average, \$1,680—	Average— No. Salary	Average— No. Salary	Average— No. Salary		
Mechanics—					
Grade 2, \$900 to \$1,140; average, \$1,020—					
Assistant messengers—	4 \$1,020.00	5 \$936.00	4½ 900.00		
Junior laborers—	2 1,020.00	2 960.00	2 960.00		
Grade 1, \$600 to \$780; average, \$690—					
Junior messengers—	8 690.00	6 640.00	8½ 614.00		
Total average number of employees—	312	456	432½		
Total salaries, departmental service—	991,556.92	1,279,854.00	1,164,817.57		
The difference between 1927 and 1928 is due to decrease in force, \$288,297.08.					
Field service:					
Salaries and wages—					
Salary range, \$3,800 to \$5,000; average, \$4,400—					
Attorney—					
Engineer—	1 4,400.00	1 3,800.00	1½ 5,000.00		
Land appraisers—	8 4,400.00	5 4,200.00	2½ 4,213.00		
Accountant—	1 4,400.00				
Salary range, \$3,300 to \$3,900; average, \$3,600—					
Senior accountant—					
Senior engineer—	5 3,600.00	13 3,600.00	15½ 3,517.00		
Senior land appraisers—					
Salary range, \$3,000 to \$3,600; average, \$3,300—					
Accountants—	5 3,300.00	1 3,300.00	4½ 3,090.00		
Engineers—	4 3,300.00	7 3,057.00	3½ 3,012.00		
Land appraisers—	4 3,300.00	7 3,371.00	11½ 3,040.00		
Salary range, \$2,700 to \$3,300; average, \$3,000—					
Associate accountants—	3 3,000.00	6 3,083.00	8½ 2,748.00		
Associate engineer—			5½ 2,850.00		
Associate land appraisers—	3 3,000.00	8 3,013.00	10½ 2,700.00		
Salary range, \$2,400 to \$3,000; average, \$2,700—					
Assistant accountants—	8 2,700.00	9 2,744.00	2½ 2,569.00		
Assistant engineers—	8 2,700.00	7 2,671.00	6½ 2,470.00		
Assistant land appraisers—	3 2,700.00	4 2,600.00	4½ 2,430.00		
Salary range, \$2,100 to \$2,700; average, \$2,400—					
Principal accounting assistant—	1 2,700.00	6 2,300.00	4½ 2,100.00		
Principal engineering assistant—		1 2,300.00	1½ 2,100.00		
Principal land appraiser assistants—	3 2,700.00		1½ 2,100.00		
Salary range, \$1,860 to \$2,400; average, \$2,111.42—					
Senior accounting assistant—	1 2,111.42	3 1,953.00			
Senior land appraisal assistants—	4 2,111.42				
Salary range, \$1,680 to \$2,040; average, \$1,860—					
Principal land appraisal aids—		1 1,740.00	5½ 1,860.00		
Clerk—			1 1,740.00		
Salary range, \$1,320 to \$1,680; average, \$1,500—					
Clerk—			1 1,500.00		
Salary range, \$1,140 to \$1,500; average, \$1,320—					
Clerk—			1 1,320.00		
Total average number of employees—	62	79	81½		
Total salaries and wages, field service—	194,357.10	239,990.00	229,674.43		
Total personal services—	1,185,914.02				
Less salary lapses—	27,889.00				
0150 Special services—	1,158,025.02	500.00			
01 Net total personal services—	1,158,525.02	1,520,344.00	1,396,063.71		
Supplies and materials:					
0200 Stationery and office supplies—	10,500.00	12,000.00	6,820.66		
0280 Sundry supplies—	100.00	100.00	506.73		
0290 Materials—	100.00	100.00	308.14		
02 Total, supplies and materials—	10,700.00	12,200.00	7,725.53		
Communication service:					
0500 Telegraph service—	500.00	400.00	566.03		
0510 Telephone service—	750.00	700.00	1,390.25		
0520 Other communication service—	10.00	10.00	25.77		
05 Total, communication service—	1,260.00	1,110.00	1,982.05		
Travel expenses:					
06 (except 0630 and 0640). Transportation of persons—	29,633.98	29,236.97	37,650.39		
0630 and 0640. Per diem and subsistence of persons—	88,000.00	124,000.00	111,873.57		
06 Total travel expenses—	117,633.98	153,236.97	149,523.96		
07 Transportation of things (service)—	300.00	400.00	270.85		

*Estimates of appropriations required for the service of the fiscal year ending June 30, 1928—Continued*

General object (title of appropriation), date of acts, references to Statutes at Large, or to Revised Statutes, and estimated amount required for each detailed object				Total amount to be appropriated under each head of appropriation	Amount appropriated for the fiscal year ending June 30, 1927
<i>Interstate Commerce Commission—Continued.</i>					
	Estimated expenditures, 1928 appropriation	Estimated expenditures, 1927 appropriation	Expended and obligated, 1926		
Stenographic, typewriting, and photographic work:					
0821 Stenographic, typewriting, and duplicating work (job work).....	\$200.00	\$1,000.00	\$600.90		
0822 Stenographic services (contract reporting).....	5,666.00	8,500.00	11,771.85		
0830 Photographic and blue print work.....	50.00	50.00	456.57		
08 Total stenographic, typewriting, and duplicating work.....	5,916.00	9,550.00	12,829.32		
10 Light, power, water and electricity.....	50.00	50.00	65.18		
Rents:					
1100 Rents of buildings.....	600.00	900.00	2,700.00		
1110 Other rents.....	2,100.00	2,100.00	2,112.23		
11 Total rents.....	2,700.00	3,000.00	4,812.23		
12 Repairs and alterations.....	200.00	250.00	668.37		
13 Special and miscellaneous current expenses.....	540.00	500.00	1,353.22		
Equipment:					
3010 Furniture, furnishings and fixtures.....	8,000.00	9,500.00	16,664.70		
3050 Other equipment.....	500.00	500.00	1,680.37		
30 Total equipment.....	8,500.00	10,000.00	18,345.07		
Total.....	1,306,325.00	1,710,640.97	1,593,639.51		
<i>Printing and Binding, Interstate Commerce Commission—</i>					
For all printing and binding for the Interstate Commerce Commission, including not to exceed \$10,000 to print and furnish to the States at cost report-form blanks, and the receipts therefrom shall be credited to this appropriation, <b>[\$160,000] \$150,000: Provided, That no part of this sum shall be expended for printing the Schedule of Sailings required by section 25 of the interstate commerce act (acts Mar. 20, 1922, vol. 42, p. 436, sec. 1; Apr. 22, 1926, vol. 44, p. 314)</b> .....				\$150,000.00	\$160,000.00
	Estimated expenditures, 1928 appropriation	Estimated expenditures, 1927 appropriation	Expended and obligated, 1926		
02011 Printed forms and letter heads.....	\$15,000.00	\$15,000.00	\$7,861.44		
0800 Printing and binding.....	135,000.00	145,000.00	151,761.12		
Total.....	150,000.00	160,000.00	159,622.56		
Not to exceed \$5,000 of the appropriations herein made for the Interstate Commerce Commission shall be available for expenses, except membership fees, for attendance at meetings concerned with the work of the commission (submitted).					
Total, Interstate Commerce Commission.....				6,104,967.00	6,153,157.00
NATIONAL ADVISORY COMMITTEE FOR AERONAUTICS					
<i>National Advisory Committee for Aeronautics—</i>					
For scientific research, technical investigations, and special reports in the field of aeronautics, including the necessary laboratory and technical assistants; contracts for personal services in the making of special investigations and in the preparation of special reports; traveling expenses of members and employees, including not to exceed \$500 for expenses, except membership fees, of attendance upon meetings of technical and professional societies; office supplies and other miscellaneous expenses, including technical periodicals and books of reference; equipment, maintenance, and operation of [a research laboratory, hereafter to be known as] the Langley Memorial Aeronautical Laboratory; purchase, maintenance, operation, and exchange of motor-propelled passenger-carrying vehicles; personal services in the field and in the District of Columbia; in all, <b>[\$500,000] \$510,000</b> , of which amount not to exceed <b>[\$56,940] \$67,677</b> may be expended for personal services in the District of Columbia: <b>[Provided, That hereafter section 3709 of the Revised Statutes of the United States shall not be construed to apply to any purchase or service rendered for the National Advisory Committee for Aeronautics when the aggregate amount involved does not exceed the sum of \$50] (acts Mar. 3, 1915, vol. 38, p. 930, sec. 1; Apr. 22, 1926, vol. 44, p. 314)</b> .....				510,000.00	500,000.00

*Estimates of appropriations required for the service of the fiscal year ending June 30, 1928—Continued*

General object (title of appropriation), date of acts, references to Statutes at Large, or to Revised Statutes, and estimated amount required for each detailed object	Total amount to be appropriated under each head of appropriation		Amount appropriated for the fiscal year ending June 30, 1927	
National Advisory Committee for Aeronautics—Continued.				
	Estimated expenditures, 1928 appropriation	Estimated expenditures, 1927 appropriation	Expended and obligated, 1926	
Departmental service:				
Salaries—				
Professional service—				
Grade 6, \$6,000 to \$7,500; average, \$6,750—	Average— No. 1 Salary \$7,500	Average— No. 1 Salary \$7,000	Average— No. 1 Salary \$7,000	
Director of aeronautical research	1 5,200			
Grade 5, \$5,200 to \$6,000; average, \$5,600—				
Aeronautical engineer	1 2,917	1 3,333	1 2,083	
Technical assistants				
Grade 3, \$2,000 to \$3,600; average, \$3,300—				
Associate aeronautical engineer	1 3,300			
Subprofessional service—				
Grade 7, \$2,100 to \$2,700; average, \$2,400—				
Copyist draftsman in charge	1 2,500	1 2,500	1 2,400	
Grade 5, \$1,680 to \$2,040; average, \$1,860—				
Index and catalogue clerk	1 1,860	1 1,800	1 1,800	
Copyist mechanical draftsmen	3 1,860	2 1,860	3 1,680	
Grade 4, \$1,500 to \$1,860; average, \$1,680—				
Clerk	1 1,620	1 1,620		
Clerical, administrative, and fiscal service—				
Grade 11, \$3,800 to \$5,000; average, \$4,400—				
Assistant secretary	1 5,000	1 5,000	1 5,000	
Grade 9, \$3,000 to \$3,600; average, \$3,300—				
Administrative assistant and chief clerk	1 3,400	1 3,400	1 3,000	
Grade 6, \$2,100 to \$2,700; average, \$2,400—				
Translator	1 2,500	1 2,500	1 2,500	
Auditor	1 2,400	1 2,400	1 2,400	
Intelligence clerk	1 2,400	1 2,400	1 2,400	
Private secretary	1 2,300	1 2,300		
Grade 4, \$1,680 to \$2,040; average, \$1,860—				
Stenographer-clerks	4 1,860	3 1,860	2 1,860	
Assistant printing clerk	1 1,860	1 1,860	1 1,860	
Grade 3, \$1,500 to \$1,860; average, \$1,680—				
Stenographers	3 1,680	3 1,680	4 1,680	
Grade 2, \$1,320 to \$1,680; average, \$1,500—				
Clerk	1 1,320	1 1,320	3 1,500	
Grade 1, \$1,140 to \$1,500; average, \$1,320—				
Underclerk	1 1,200	1 1,140	1 1,140	
Skilled laborer	1 1,380	1 1,380	1 1,320	
Custodial service—				
Grade 2, \$780 to \$1,140; average, \$960—				
Messenger boy	1 960	1 900	1 900	
Total average number of employees	27 1/2	24 1/2	24 1/2	
Total salaries, departmental service	87,677	56,898	51,546	
The difference between 1928 and 1927 is due to—				
Increase in force	\$10,099			
Increase in salaries	180			
Total increase	10,279			
Field service:				
Salaries and wages—				
Salary range, \$5,200 to \$6,000; average, \$5,600—				
Technical assistant in Europe	1 6,000	1 6,000	1 6,000	
Engineer in charge	1 5,200	1 5,200	1 5,200	
Salary range, \$3,800 to \$5,000; average, \$4,400—				
Airplane test pilots	2 4,600	2 4,600	2 4,400	
Engineers	3 4,000	3 4,000	3 4,000	
Salary range, \$3,300 to \$3,900; average, \$3,600—				
Associate physicist	1 3,300	1 3,300	1 3,300	
Salary range, \$3,000 to \$3,600; average, \$3,300—				
Associate engineers	4 3,000	4 3,000	4 3,000	
Salary range, \$2,700 to \$3,300; average, \$3,000—				
Assistant test pilot	1 2,700	1 2,700	1 2,700	
Associate engineer	1 2,700	1 2,700	1 2,700	
Salary range, \$2,400 to \$3,000; average, \$2,700—				
Assistant engineers	5 2,700	5 2,700	4 2,600	
Chief clerk and property officer	1 2,700	1 2,700	1 2,400	
Leadingmen	3 2,500	3 2,500	3 2,500	
Principal aeronautical mechanics	3 2,400	3 2,400	3 2,400	
Wind tunnel assistant	1 2,400	1 2,400	1 2,400	
Salary range, \$2,100 to \$2,700; average, \$2,400—				
Assistant engineers	6 2,300	6 2,300	5 2,300	
Photographers	2 2,400	2 2,400	1 2,400	
Principal aeronautical draftsmen	4 2,400	4 2,400	2 2,250	
Principal aeronautical mechanics	3 2,300	3 2,300	3 2,300	
Salary range, \$1,860 to \$2,400; average, \$2,130—				
Junior physicist	1 2,100	1 2,100	1 2,100	
Junior aeronautical engineers	21 2,130	21 2,130	18 2,130	
Laboratory assistants	5 1,920	5 1,920	3 1,920	
Senior aeronautical mechanics	9 2,160	9 2,160	7 2,160	
Instrument makers	5 2,100	5 2,100	4 2,100	
Machinists	6 1,920	6 1,920	5 1,920	
Modelmakers	2 2,200	2 2,200	2 2,200	
Coppersmith	1 1,920	1 1,920	1 1,920	
Salary range, \$1,680 to \$2,040; average, \$1,860—				
Aeronautical mechanics	3 1,740	3 1,740	3 1,740	
Machinists	3 1,800	3 1,800	3 1,800	
Electricians	1 1,860	1 1,860	1 1,860	
Carpenters	2 1,980	2 1,980	2 1,980	
Principal stenographer	1 1,980	1 1,980	1 1,980	
Salary range, \$1,500 to \$1,860; average, \$1,680—				
Junior aeronautical mechanics	6 1,580	6 1,560	6 1,560	
Fireman	1 1,680	1 1,680	1 1,680	
Clerk-stenographers	3 1,680	3 1,680	3 1,680	

## Estimates of appropriations required for the service of the fiscal year ending June 30, 1928—Continued

General object (title of appropriation), date of acts, references to Statutes at Large, or to Revised Statutes, and estimated amount required for each detailed object				Total amount to be appropriated under each head of appropriation	Amount appropriated for the fiscal year ending June 30, 1926
<i>National Advisory Committee for Aeronautics—Continued.</i>					
	Estimated expenditures, 1928 appropriation	Estimated expenditures, 1927 appropriation	Expended and obligated, 1926		
Field service—Continued.					
Salaries and wages—Continued.					
Salary range, \$1,320 to \$1,680; average, \$1,500—	Average—	Average—	Average—		
Stenographers.....	No. Salary	No. Salary	No. Salary		
Aeronautical helpers.....	3 \$1,440	3 \$1,440	3 \$1,440		
Translator.....	3 1,440	3 1,440	3 1,440		
Salary range, \$1,140 to \$1,500; average, \$1,320—					
Stenographers.....	1 1,440	1 1,440	1 1,440		
Salary range, \$1,140 to \$1,500; average, \$1,320—					
Stenographers.....	2 1,260	2 1,260	2 1,260		
Helpers and janitors.....	9 1,260	9 1,260	9 1,260		
Salary range, \$1,020 to \$1,260; average, \$1,140—					
Helpers.....	4 1,140	4 1,140	4 1,140		
Salary range, \$900 to \$1,140; average, \$1,020—					
Helper.....	1 960	1 960	1 960		
Total average number of employees.....	135	135	121		
Total salaries and wages, field service.....	289,670	289,670	251,102		
01 Total personal services.....	357,347	346,568	302,646		
Supplies and materials:					
0201 Stationery.....	1,600	1,700	1,567		
0202 Sundry office supplies.....	2,000	2,000	2,309		
0203 Drafting and artists' supplies.....	500	500	494		
0204 Photographic supplies.....	2,000	2,000	2,028		
0205 Cleaning and toilet supplies.....	400	400	363		
0210 Medical and hospital supplies.....	50	50	56		
0221 Scientific supplies.....	1,600	1,800	1,731		
0222 Educational supplies.....	200	250	57		
0230 Fuel.....	3,000	3,000	2,488		
0240 Wearing apparel and sewing supplies.....	150	150	238		
0282 Mechanics', engineers', and electricians' supplies, and furnace and foundry supplies.....	4,500	4,500	4,657		
0284 Miscellaneous (including ice).....	300	300	288		
02841 Maintenance of vehicles.....	300	300	356		
0290 Materials (not specifically allocated at time of purchase).....	6,000	6,000	5,887		
0299 Special and miscellaneous materials.....	50	50	43		
02 Total supplies and materials.....	22,850	23,000	22,562		
Communication service:					
0500 Telegraph.....	50	50	48		
0510 Telephone.....	1,000	1,000	982		
0510 Other communication service.....	30	30	29		
05 Total communication service.....	1,080	1,080	1,059		
06 Travel expenses.....	14,000	14,000	12,827		
07 Transportation of things (service).....	1,500	1,500	4,810		
10 Furnishing of heat, light, and power.....	12,000	12,000	10,969		
11 Rent of office.....	785	785	634		
12 Repairs and alterations.....	4,000	4,000	3,097		
13 Special investigations and reports.....	35,500	35,000	33,450		
Equipment:					
3002 Passenger-carrying vehicles (motor).....		1,000			
3010 Furniture, furnishings, and fixtures.....	3,500	3,500	3,013		
3021 Educational (books and magazines).....	500	500	356		
3022 Scientific equipment.....	23,640	20,000	16,656		
30222 Propeller research equipment.....	20,000	16,000	57,834		
30223 New type experimental engines.....	5,000	3,000			
3051 Heat, light, power, and electrical equipment.....	3,500	3,250	2,411		
3052 Production and construction equipment.....	1,800	1,800	1,604		
3053 Transporting and conveying equipment.....	2,500	2,400	2,295		
3054 Fire-preventing and fire-fighting equipment.....	148	267	15		
3057 Cleaning, sanitation, and renovating equipment.....	250	250	246		
3058 Ventilating and air-purifying equipment.....	100	100	77		
30 Total equipment.....	60,438	52,067	84,507		
32 Structures and parts (laboratory building).....			39,992		
Reserve.....		10,000			
Total.....	510,000	500,000	516,555		
<i>Printing and Binding, National Advisory Committee for Aeronautics—</i>					
For all printing and binding for the National Advisory Committee for Aeronautics, including all of its offices, laboratories, and services located in Washington, District of Columbia, and elsewhere (act Apr. 22, 1926, vol. 44, p. 314).....				\$13,000.00	\$13,000.00
06 Printing and binding: Expenditures—1928, \$13,000; 1927, \$13,000; 1926, \$12,716.					
Total, National Advisory Committee for Aeronautics.....				523,000.00	513,000.00



*Estimates of appropriations required for the service of the fiscal year ending June 30, 1928—Continued*

General object (title of appropriation), date of acts, references to Statutes at Large, or to Revised Statutes, and estimated amount required for each detailed object	Total amount to be appropriated under each head of appropriation	Amount appropriated for the fiscal year ending June 30, 1927
PUBLIC BUILDINGS AND PUBLIC PARKS OF THE NATIONAL CAPITAL		
Salaries, Maintenance and Care of Buildings— For personal services in the District of Columbia in accordance with the classification act of 1923, <b>[\$1,670,500]</b> <i>\$1,694,000, including not to exceed \$25,000 for intermittent and seasonal employees at per diem rates of pay approved by the Director, not exceeding current rates of pay for similar employment in the District of Columbia (acts Feb. 26, 1925, vol. 43, pp. 983-984; Apr. 22, 1926, vol. 44, p. 315)</i>		
	\$1, 694, 000. 00	<sup>1</sup> \$1, 675, 500. 00

<sup>1</sup> Includes \$5,000 transferred from "Salaries, General Accounting Office, 1927."

*Estimates of appropriations required for the service of the fiscal year ending June 30, 1928—Continued*

General object (title of appropriation), date of acts, references to Statutes at Large, or to Revised Statutes, and estimated amount required for each detailed object				Total amount to be appropriated under each head of appropriation	Amount appropriated for the fiscal year ending June 30, 1927
<b>General Expenses, Maintenance and Care of Buildings—</b>					
For general expenses in connection with the maintenance, care, improvement, protection, operation, repair, cleaning, heating, and lighting of the Washington Monument and Grounds; the Lincoln Memorial and Reflecting Pool, [including not to exceed \$8,000 for installation and operation of a lighting system for the Lincoln Memorial;] the house where Abraham Lincoln died; grounds surrounding executive departments; and public buildings in the District of Columbia under the jurisdiction of the office of Public Buildings and Public Parks of the National Capital; including the installation of a vault in the Navy Building not to exceed \$20,000; city directories; contingent expenses; traveling expenses and car fare not exceeding \$300; communication service; professional, scientific, technical, and law books; periodicals and reference books; blank books and forms; photographs; maps; leather and rubber articles for the protection of public property and employees; the maintenance, repair, exchange, storage, and operation of not to exceed one motor-propelled passenger-carrying vehicle; the purchase, maintenance, and repair of equipment and fixtures; and not exceeding \$7,000 for uniforms for employees: <i>Provided, That the purchase of supplies and the procurement of services for the Office of Public Buildings and Public Parks of the National Capital may be made in the open market, without reference to section 3709, Revised Statutes, when the amount does not exceed \$50 (acts Feb. 25, 1925, vol. 43, pp. 983-984; Apr. 22, 1926, vol. 44, p. 315)</i>				\$725, 500. 00	\$607, 850. 00
	Estimated expenditures, 1928 appropriation	Estimated expenditures, 1927 appropriation	Expended and obligated, 1926		
Supplies and materials:					
0200 Stationery and office supplies.....	\$11, 500. 00	\$12, 500. 00	\$12, 801. 60		
0231 Coal.....	125, 500. 00	120, 000. 00	128, 601. 70		
0233 Petroleum and oils.....	107, 000. 00	107, 000. 00	107, 425. 35		
0234 Gas.....	3, 400. 00	4, 400. 00	4, 401. 79		
0235 Gasoline.....	2, 900. 00	2, 900. 00	2, 928. 49		
0280 Sundry supplies.....	34, 800. 00	33, 500. 00	33, 773. 35		
0290 Materials (stock).....	25, 000. 00	26, 000. 00	26, 232. 88		
02 Total supplies and materials.....	310, 100. 00	306, 300. 00	316, 165. 16		
Communication service:					
0500 Telegraph service.....	100. 00	100. 00	98. 03		
0510 Telephone service.....	3, 000. 00	3, 000. 00	2, 987. 66		
05 Total communication service.....	3, 100. 00	3, 100. 00	3, 085. 69		
06 Traveling expenses.....	200. 00	300. 00	171. 17		
07 Transportation of things (service).....	1, 000. 00	1, 000. 00	1, 360. 02		
Furnishing of heat, light, and power:					
1000 Furnishing of heat (steam).....	12, 000. 00	12, 000. 00	11, 928. 38		
1030 Furnishing of electricity.....	158, 700. 00	155, 000. 00	156, 216. 94		
10 Total furnishing of heat, light, and power.....	170, 700. 00	167, 000. 00	168, 145. 32		
11 Rent of buildings in the District of Columbia.....	75, 000. 00				
Repairs and alterations:					
1200 Buildings.....	75, 000. 00	30, 000. 00	38, 591. 53		
1250 Machinery and equipment.....	25, 000. 00	30, 000. 00	30, 520. 10		
12 Total repairs and alterations.....	100, 000. 00	60, 000. 00	69, 111. 63		
15 Special and miscellaneous current expenses.....	2, 000. 00	2, 000. 00	2, 000. 00		
Equipment:					
3010 Furniture, furnishings, and fixtures.....	7, 500. 00	7, 500. 00	8, 033. 29		
3050 Other equipment.....	66, 000. 00	40, 000. 00	43, 982. 30		
30 Total equipment.....	73, 500. 00	47, 500. 00	52, 015. 59		
32 Structures and parts.....	1, 300. 00	1, 300. 00	1, 397. 03		
Total.....	736, 900. 00	588, 500. 00	613, 451. 65		
Deduct reimbursement for work done for other departments.....	11, 400. 00	11, 000. 00	10, 553. 54		
Reserve.....		577, 500. 00	30, 350. 00		
Net total.....	725, 500. 00	607, 850. 00	602, 898. 11		
<b>Printing and Binding—</b>					
For all printing and binding for the Office of Public Buildings and Public Parks of the National Capital ( <i>same acts</i> ).....				3, 450. 00	3, 500. 00
08 Printing and binding: Expenditures—1928, \$3,450; 1927, \$3,500; 1926, \$3,350.					
<b>Public Comfort Station, Lincoln Memorial—</b>					
[For the installation of a public comfort station in the Lincoln Memorial].....					20, 000. 00
32 Structure and parts: Expenditures—1927, \$20,000.					
<b>Total, Office of Public Buildings and Public Parks of the National Capital.....</b>				<b>2, 422, 950. 00</b>	<b>2, 308, 850. 00</b>

*Estimates of appropriations required for the service of the fiscal year ending June 30, 1928—Continued*

General object (title of appropriation), date of acts, references to Statutes at Large, or to Revised Statutes, and estimated amount required for each detailed object				Total amount to be appropriated under each head of appropriation	Amount appropriated for the fiscal year ending June 30, 1927
PUBLIC BUILDINGS COMMISSION					
Public Buildings Commission—					
[For salaries and expenses of the Public Buildings Commission, authorized in the act approved March 1, 1919, and for other purposes, including the purchase, maintenance, repair, exchange, and operation of one motor-propelled passenger-carrying vehicle to be used for official purposes only, to be immediately available, and to remain available until expended, to be paid out on vouchers signed by the chairman of the commission, \$10,000.]					
[For all necessary expenses incident to moving various Government departments, bureaus, divisions, and independent establishments and parts thereof from one building to another or moves within a building in the District of Columbia in connection with the assignment, allocation, transfer, and survey of space, including the removal and erection of building partitions, including personal services, without reference to civil service rules, at rates of pay fixed and determined by the commission and without reference to the classification act of 1923: <i>Provided</i> , That the money herein appropriated may be used for reimbursing the Government departments, bureaus, divisions, independent establishments, and offices for actual expenses incurred by them in complying with the orders of the commission; to be expended on vouchers signed by the chairman of the commission, to be available immediately, and to remain available until expended, \$250,000] (act Apr. 22, 1926, vol. 44, p. 314)					
					\$260, 000. 00
		Estimated expenditures, 1928 appropriation	Estimated expenditures, 1927 appropriation	Expended and obligated, 1926	
01	Personal service.....	\$55, 000. 00	\$52, 000. 00	\$2, 195. 00	
06	Traveling expenses.....	150. 00	150. 00	50. 00	
12	Repairs and alterations.....	10, 000. 00	10, 000. 00	242. 98	
13	Special and miscellaneous current expenses.....	86, 335. 61	45, 350. 00	1, 520. 00	
	Total.....	151, 485. 61	107, 500. 00	4, 007. 98	
RAILROAD LABOR BOARD					
Salaries and Expenses, Railroad Labor Board—					
[For nine members of the board, at \$10,000 each; secretary, \$5,000; in all] -				\$95, 000. 00	
[For all other authorized expenditures of the Railroad Labor Board in performing the duties imposed by law, including personal and other services in the District of Columbia and elsewhere, contract stenographic reporting services, supplies and equipment, law books and books of reference, periodicals, travel expenses, per diem in lieu of subsistence, rent of quarters in the District of Columbia, if space is not provided by the Public Buildings Commission, rent of quarters outside of the District of Columbia, witness fees, and mileage, \$180,220, of which amount not to exceed \$129,520 may be expended for personal services] (act Apr. 22, 1926, vol. 44, p. 315)				180, 220. 00	
				<sup>1</sup> 275, 220. 00	
NOTE.—The Railroad Labor Board was discontinued, and the appropriations made therefor for the fiscal year 1927 were made available for the Board of Mediation by the act of July 3, 1926, vol. 44, p. 844.					
		Estimated expenditures, 1928 appropriation	Estimated expenditures, 1927 appropriation	Expended and obligated, 1926	
01	Personal services.....			\$221, 865. 71	
02	Supplies and materials.....			4, 564. 01	
	Communication service:				
0500	Telegraph service.....			339. 38	
0510	Telephone service.....			1, 001. 96	
0520	Other communication service.....			15. 00	
05	Total communication service.....			1, 356. 34	
	Travel expenses:				
0601	Railway fares.....			1, 903. 53	
0610	Local transportation.....			15. 33	
0630	Per diem in lieu of subsistence.....			453. 15	
06	Total travel expenses.....			2, 372. 01	
07	Transportation of things.....			19. 08	
08	Furnishing transcript of proceedings, reporting.....			7, 117. 66	
10	Furnishing of lights.....			486. 00	
11	Rent of office building.....			28, 899. 96	
12	Repairs and alterations.....			227. 09	
13	Special and miscellaneous current expenses.....			662. 57	
30	Equipment.....			448. 91	
	Total.....			268, 019. 94	
Printing and Binding, Railroad Labor Board—					
[For all printing and binding for the Railroad Labor Board] (same act) - - -				<sup>1</sup> 10, 000. 00	
08 Printing and binding: Expended and obligated, 1926, \$10,997.74.					
<sup>1</sup> Appropriations for 1927 available for the Board of Mediation.					

## Estimates of appropriations required for the service of the fiscal year ending June 30, 1928—Continued

General object (title of appropriation), date of acts, references to Statutes at Large, or to Revised Statutes, and estimated amount required for each detailed object				Total amount to be appropriated under each head of appropriation	Amount appropriated for the fiscal year ending June 30, 1927
<b>SMITHSONIAN INSTITUTION</b>					
<i>International Exchanges, Smithsonian Institution—</i>					
International exchanges: For the system of international exchanges between the United States and foreign countries, under the direction of the Smithsonian Institution, including necessary employees, purchase of books and periodicals, and traveling expenses, \$46,260, of which amount not to exceed \$23,833 may be expended for personal services in the District of Columbia ( <i>act Mar. 3, 1881, vol. 21, p. 452, sec. 1: treaty of Brussels, Mar. 15, 1886, vol. 25, p. 1465, sec. 1: act Apr. 22, 1926, vol. 44, p. 315</i> )				\$46, 260. 00	\$46, 260. 00
	Estimated expenditures, 1928 appropriation	Estimated expenditures, 1927 appropriation	Expended and obligated, 1926		
<b>Departmental service:</b>					
<i>Salaries—</i>					
Professional and scientific service—	<i>Average—</i>	<i>Average—</i>	<i>Average—</i>		
Grade 1, \$1,860 to \$2,400; average, \$2,100—	No. 2 Salary \$1,860	No. 2 Salary \$1,860	No. 1½ Salary \$1,860		
Junior librarians					
Subprofessional service—					
Grade 5, \$1,680 to \$2,040; average, \$1,860—					
Editorial clerk (library assistant)			★	1, 680	
Grade 1, \$900 to \$1,260; average, \$1,080—					
Library aid			★	900	
Clerical, administrative, and fiscal service—					
Grade 9, \$3,000 to \$3,600; average, \$3,300—					
Senior administrative assistant (disbursing officer)	★ 3, 000	★ 3, 000	★ 3, 000		
Grade 7, \$2,400 to \$3,000; average, \$2,700—					
Junior administrative assistant (chief clerk)	1 2, 500	1 2, 500	1 2, 500		
Grade 6, \$2,100 to \$2,700; average, \$2,400—					
Principal clerk	1 2, 400	1 2, 400	1 2, 400		
Grade 3, \$1,500 to \$1,860; average, \$1,680—					
Assistant clerk	1 1, 860	1 1, 860	1 1, 860		
Grade 2, \$1,320 to \$1,680; average, \$1,500—					
Junior clerk-stenographer	1 1, 380	1 1, 380	1 1, 350		
Grade 1, \$1,140 to \$1,500; average, \$1,320—					
Underclerk-typist	1 1, 380	1 1, 380	1 1, 380		
Underclerk	1 1, 140	1 1, 140	1 1, 140		
Custodial service—					
Grade 4, \$1,140 to \$1,500; average, \$1,320—					
Assistant foreman of laborers (skilled laborers)	3 1, 500	3 1, 500	3 1, 500		
Grade 3, \$1,020 to \$1,260; average, \$1,140—					
Messenger	1 1, 080	1 1, 080	1 1, 080		
Grade 2, \$900 to \$1,140; average, \$1,020—					
Junior laborers	2 1, 020	2 1, 020	2 1, 020		
01 Total average number of employees	14★	14★	14★		
01 Total salaries, departmental service	23, 000	23, 000	22, 975		
Supplies and materials:					
0200 Stationery and office supplies	70. 00	70. 00	69. 13		
0205 Cleaning and toilet supplies	50. 00	50. 00	50. 70		
0232 Wood and kindling			18. 00		
0280 Sundry supplies	50. 00	50. 00	61. 71		
02 Total supplies and materials	170. 00	170. 00	199. 54		
05 Communication service	20. 00	20. 00	20. 04		
06 Local transportation	20. 00	20. 00	13. 34		
Transportation of things:					
0700 Freight	17, 000. 00	17, 000. 00	16, 882. 74		
0760 Mail transportation	2, 500. 00	2, 500. 00	2, 500. 00		
07 Total transportation of things	19, 500. 00	19, 500. 00	19, 382. 74		
13 Special and miscellaneous expenses	1, 200. 00	1, 200. 00	1, 000. 51		
Equipment:					
3010 Furniture, furnishings, and fixtures			6. 84		
3017 Office machines and devices	50. 00	50. 00	237. 82		
3021 Educational equipment	100. 00	100. 00	123. 45		
3053 Transporting and conveying equipment	2, 200. 00	2, 200. 00	2, 300. 72		
30 Total equipment	2, 350. 00	2, 350. 00	2, 668. 83		
Total	46, 260. 00	46, 260. 00	46, 260. 00		
<i>American Ethnology, Smithsonian Institution—</i>					
American ethnology: For continuing ethnological researches among the American Indians and the natives of Hawaii, the excavation and preservation of archaeological remains under the direction of the Smithsonian Institution, including necessary employees, the preparation of manuscripts, drawings, and illustrations, the purchase of books and periodicals, and traveling expenses, \$57,160, of which amount not to exceed \$46,000 may be expended for personal services in the District of Columbia ( <i>acts Mar. 3, 1879, vol. 20, p. 397, sec. 1; Apr. 22, 1926, vol. 44, p. 315</i> )				57, 160. 00	57, 160. 00

*Estimates of appropriations required for the service of the fiscal year ending June 30, 1928—Continued*

General object (title of appropriation), date of acts, references to Statutes at Large, or to Revised Statutes, and estimated amount required for each detailed object				Total amount to be appropriated under each head of appropriation	Amount appropriated for the fiscal year ending June 30, 1927
<i>American Ethnology, Smithsonian Institution—Continued.</i>					
	Estimated expenditures, 1928 appropriation	Estimated expenditures, 1927 appropriation	Expended and obligated, 1926		
Departmental service:					
Salaries—					
Professional and scientific service—					
Grade 5, \$5,200 to \$6,000; average, \$5,600—					
Senior anthropologist (chief).....	Average— No. 1 Salary \$5,200	Average— No. 1 Salary \$5,200	Average— No. 1 Salary \$5,200		
Grade 4, \$3,800 to \$5,000; average, \$4,400—					
Anthropologists.....	4 3,800	4 3,800	3 3,800		
Grade 2, \$2,400 to \$3,000; average, \$2,700—					
Assistant anthropologists.....	2 2,400	2 2,400	2 2,400		
Subprofessional service—					
Grade 8, \$2,400 to \$3,000; average, \$2,700—					
Chief scientific illustrator.....	1 2,400	1 2,400	1 2,400		
Grade 5, \$1,680 to \$2,040; average, \$1,860—					
Library assistant.....	1 1,860	1 1,860	1 1,860		
Grade 2, \$1,140 to \$1,500; average, \$1,320—					
Minor library assistant.....	1 1,320	1 1,320	1 1,320		
Clerical, administrative, and fiscal service—					
Grade 8, \$2,700 to \$3,300; average, \$3,000—					
Associate editor.....	1 3,000	1 3,000	1 2,775		
Grade 4, \$1,680 to \$2,040; average, \$1,860—					
Clerks.....	2 1,860	2 1,860	1½ 1,860		
Grade 3, \$1,500 to \$1,860; average, \$1,680—					
Assistant clerk-stenographer.....	2½ 1,680	2½ 1,680	2½ 1,680		
Senior stenographers.....	2 1,620	2 1,620	2 1,590		
Grade 2, \$1,320 to \$1,680; average, \$1,500—					
Junior stenographer.....	1 1,440	1 1,440	1 1,370		
Grade 1, \$1,140 to \$1,500; average, \$1,320—					
Underphotographer.....	1 1,200	1 1,200	½ 1,200		
Underclerk.....			½ 1,140		
Custodial service—					
Grade 2, \$900 to \$1,140; average, \$1,020—					
Junior laborer.....	1 1,020	1 1,020	1 1,020		
Total average number of employees.....	18½	18½	17½		
01 Total salaries, departmental service.....	45,580	45,580	41,185		
Supplies and materials:					
0201 Stationery.....	75.00	75.00	200.12		
0202 Sundry office supplies.....	80.00	80.00	86.35		
0203 Drafting and artists' supplies.....	2.00	2.00	.88		
0204 Photographic supplies.....	270.00	270.00	157.02		
0205 Cleaning and toilet supplies.....	64.00	64.00	44.78		
0282 Mechanics', engineers', and electricians' supplies.....	10.00	10.00	1.32		
0284 Miscellaneous supplies.....	35.00	35.00			
0294 Lumber.....			14.00		
0296 Paints and painters' materials.....			5.74		
02 Total supplies and materials.....	536.00	536.00	510.21		
Communication service:					
0501 Land telegraph service.....	13.00	13.00	20.06		
0510 Telephone service.....	115.00	115.00	113.47		
05 Total communication service.....	128.00	128.00	133.53		
Travel expenses:					
0601 Steam or electric railway fares.....	520.00	520.00	990.78		
0602 Fares by water.....			95.50		
0610 Local transportation (street car).....	25.00	25.00	23.34		
0640 Furnishing of food and lodging while in travel status.....	5,460.00	5,460.00	7,212.67		
0650 Sleeping car, chair car, etc.....	100.00	100.00	211.44		
0670 Charter of passenger vessel.....			430.00		
06 Total travel expenses.....	6,105.00	6,105.00	8,963.73		
Transportation of things (service):					
0700 Freight.....			4.25		
0710 Express.....	103.00	103.00	46.24		
0730 Local transportation of things (drayage).....	1.00	1.00	5.73		
0780 Special and miscellaneous charges incident to transportation of things (brokerage).....	2.00	2.00			
07 Total transportation of things.....	106.00	106.00	56.22		
08 Photographing and making photographic prints.....	89.81	89.81	58.50		
Repairs and alterations:					
1200 Buildings.....			203.00		
1290 Special and miscellaneous repairs.....	155.10	155.10	58.36		
12 Total repairs and alterations.....	155.10	155.10	261.36		
Special and miscellaneous current expenses:					
1370 Special and miscellaneous services.....	3.00	3.00	907.63		
1373 Laundry and towel service.....	3.00	3.00	4.23		
13 Total special and miscellaneous current expenses.....	6.00	6.00	911.86		

## Estimates of appropriations required for the service of the fiscal year ending June 30, 1928—Continued

General object (title of appropriation), date of acts, references to Statutes at Large, or to Revised Statutes, and estimated amount required for each detailed object				Total amount to be appropriated under each head of appropriation	Amount appropriated for the fiscal year ending June 30, 1927
<b>American Ethnology, Smithsonian Institution—Continued.</b>					
	Estimated expenditures, 1928 appropriation	Estimated expenditures, 1927 appropriation	Expended and obligated, 1926		
Equipment:					
3011 Chairs.....	\$27.00	\$27.00	\$3.55		
3012 Tables, desks, etc.....	150.00	150.00	256.72		
3013 Floor covering.....			146.30		
3014 Window shades, etc.....	14.00	14.00			
3017 Office machines and devices.....	305.00	305.00	318.00		
3018 Desk equipment.....	20.00	20.00	42.97		
3019 Sundry equipment.....	40.00	40.00	41.30		
3021 Educational equipment.....	3,250.00	3,250.00	3,944.21		
3022 Scientific equipment.....	640.00	640.00	240.79		
3051 Electrical equipment.....			68.05		
3053 Telephone equipment.....	2.00	2.00			
3057 Cleaning equipment.....	6.09	6.09			
30 Total equipment.....	4,454.09	4,454.09	5,061.89		
Total.....	57,160.00	57,160.00	57,140.30		
<b>International Catalogue of Scientific Literature, Smithsonian Institution—</b>					
International Catalogue of Scientific Literature: For the cooperation of the United States in the work of the International Catalogue of Scientific Literature, including the preparation of a classified index catalogue of American scientific publications for incorporation in the International Catalogue, clerk hire, purchase of books and periodicals, traveling expenses, and other necessary incidental expenses, <b>[\$7,500]</b> \$7,000, of which amount not to exceed <b>[\$7,275]</b> \$6,850 may be expended for personal services in the District of Columbia ( <i>acts June 30, 1906, vol. 34, p. 704, sec. 1; Apr. 22, 1926, vol. 44, p. 316</i> ).....				\$7,000.00	\$7,500.00
	Estimated expenditures, 1928 appropriation	Estimated expenditures, 1927 appropriation	Expended and obligated, 1926		
Departmental service:					
Salaries—					
Professional and scientific service—					
Grade 3, \$3,000 to \$3,600; average, \$3,300—	Average—	Average—	Average—		
Associate scientist (assistant in charge).....	No. 1 Salary \$3,000	No. 1 Salary \$3,000	No. 1 Salary \$3,000		
Subprofessional service—					
Grade 6, \$1,860 to \$2,400; average, \$2,100—					
Senior scientific aid (classifier).....	1 2,000	1 2,000	1 2,000		
Clerical, administrative, and fiscal service—					
Grade 4, \$1,680 to \$2,040; average, \$1,860—					
Senior stenographer.....	1½ 1,860	1½ 1,860	1½ 1,740		
Grade 2, \$1,320 to \$1,680; average, \$1,500—					
Junior clerk.....	1 1,620	1 1,620	1 1,620		
Custodial service—					
Grade 3, \$1,020 to \$1,260; average, \$1,140—					
Messenger.....		1½ 1,020			
01 Total average number of employees.....	3½	3½	3½		
Total salaries, departmental service.....	6,775	7,200	6,765		
Supplies and materials:					
0201 Stationery.....	40.00	40.00	1.98		
0202 Sundry office supplies.....	5.00	5.00	2.00		
0232 Wood and kindling.....	18.00	18.00	18.00		
02 Total supplies and materials.....	63.00	63.00	21.98		
Communication service:					
0501 Telegraph service.....	5.00	5.00			
0510 Telephone service.....	17.00	17.00	10.44		
05 Total communication service.....	22.00	22.00	10.44		
12 Special and miscellaneous repairs and alterations.....	25.00	25.00	28.06		
13 Special and miscellaneous current expenses.....	50.00	50.00			
30 Office machines and equipment.....	140.00	140.00			
Total.....	7,000.00	7,500.00	6,825.48		
<b>Astrophysical Observatory, Smithsonian Institution—</b>					
Astrophysical Observatory: For maintenance of the Astrophysical Observatory, under the direction of the Smithsonian Institution, including assistants, purchase of books, periodicals, and apparatus, making necessary observations in high altitudes, repairs and alterations of buildings, preparation of manuscripts, drawings and illustrations, traveling expenses, and miscellaneous expenses, \$31,180, of which amount not to exceed \$27,840 may be expended for personal services in the District of Columbia ( <i>acts Mar. 3, 1891, vol. 26, p. 968, sec. 1; Apr. 22, 1926, vol. 44, p. 316</i> ).....				31,180.00	31,180.00

*Estimates of appropriations required for the service of the fiscal year ending June 30, 1928—Continued*

General object (title of appropriation), date of acts, references to Statutes at Large, or to Revised Statutes, and estimated amount required for each detailed object				Total amount to be appropriated under each head of appropriation	Amount appropriated for the fiscal year ending June 30, 1927
<i>Astrophysical Observatory, Smithsonian Institution—Continued.</i>					
	Estimated expenditures, 1928 appropriation	Estimated expenditures, 1927 appropriation	Expended and obligated, 1926		
Departmental service:					
Salaries					
Professional and scientific service—					
Grade 5, \$5,200 to \$6,000; average, \$5,600—	Average—	Average—	Average—		
Senior scientist (director).....	No. 1 Salary \$5,200	No. 1 Salary \$5,200	No. 1 Salary \$5,200		
Grade 4, \$3,800 to \$5,000; average, \$4,400—					
Scientists (aid and assistant).....	2 3,800	2 3,800	2 3,800		
Grade 3, \$3,000 to \$3,600; average, \$3,300—					
Associate scientists (director observing station).....	2 3,000	2 3,000	2 3,000		
Subprofessional service—					
Grade 7, \$2,100 to \$2,700; average, \$2,400—					
Principal laboratory mechanic (instrument maker).....	1 2,100	1 2,100	1 2,100		
Grade 5, \$1,680 to \$2,040; average, \$1,860—					
Scientific aids (two bolometric assistants, one statistical assistant).....	3 1,680	3 1,680	3 1,680		
Clerical, administrative, and fiscal service—					
Grade 4, \$1,680 to \$2,040; average, \$1,860—					
Clerk.....		1 1,680	1 1,680		
Custodial service—					
Grade 2, \$900 to \$1,140; average, \$1,020—					
Minor domestic attendant.....	1 900	1 900			
Total average number of employees.....	10	10 1/2	8 1/2		
01 Total salaries, departmental service.....	26,840	27,260	24,855		
The difference between 1927 and 1928 is due to decrease in force, \$426.					
Supplies and materials:					
0201 Stationery.....			4.10		
0202 Sundry office supplies.....	10.00	10.00	9.82		
0203 Drafting and artists' supplies.....			1.84		
0204 Photographic supplies.....	1,000.00	580.00	923.09		
0205 Cleaning and toilet supplies.....	50.00	50.00	13.70		
0211 Drugs and medicinal preparations.....			1.10		
0221 Scientific supplies.....	50.00	50.00	12.90		
0282 Mechanics', engineers', and electricians' supplies.....			36.65		
0284 Miscellaneous supplies.....	50.00	50.00			
0294 Lumber and wood products.....	25.00	25.00	51.00		
0296 Paints and painters' materials.....			1.34		
02 Total supplies and materials.....	1,185.00	765.00	1,055.54		
03 Subsistence and support of persons.....	1,800.00	1,800.00	2,775.91		
Communication service:					
0501 Land telegraph service.....			68.31		
0502 Marine cable service.....	400.00	400.00	352.79		
0510 Telephone service.....	31.20	31.20	31.20		
05 Total communication service.....	431.20	431.20	452.30		
06 Travel expenses.....	250.00	250.00	338.14		
Transportation of things:					
0700 Freight.....	20.00	20.00			
0710 Express.....	75.00	75.00	44.42		
0730 Local transportation of things (drayage).....	6.30	6.30	38.74		
07 Total transportation of things.....	101.30	101.30	83.16		
08 Photographing and making photographs and prints.....	5.00	5.00			
10 Furnishing of heat, light, power, etc.....			3.15		
Repairs and alterations:					
1200 Buildings.....	200.00	200.00	1,053.00		
1290 Special and miscellaneous repairs.....			11.83		
12 Total repairs and alterations.....	200.00	200.00	1,064.83		
Special and miscellaneous current expenses:					
1370 Special and miscellaneous services, not specified.....	50.00	50.00			
1373 Laundry and towel service.....			2.49		
1376 Clock regulation service.....	12.50	12.50	12.50		
13 Total special and miscellaneous current expenses.....	62.50	62.50	14.99		
Equipment:					
3011 Chairs.....			.90		
3017 Office machines and devices.....	5.00	5.00			
3018 Desk equipment.....			6.28		
3021 Educational equipment.....	100.00	100.00	221.75		
3022 Scientific equipment.....	100.00	100.00	73.32		
3051 Heating, lighting, refrigeration and electrical equipment.....	50.00	50.00	104.27		
3052 Production and construction equipment.....	50.00	50.00			
3057 Cleaning equipment.....			.75		
3059 Miscellaneous equipment.....			21.65		
30 Total equipment.....	305.00	305.00	428.92		
Total.....	31,180.00	31,180.00	31,071.94		

*Estimates of appropriations required for the service of the fiscal year ending June 30, 1928—Continued*

General object (title of appropriation), date of acts, references to Statutes at Large, or to Revised Statutes, and estimated amount required for each detailed object				Total amount to be appropriated under each head of appropriation	Amount appropriated for the fiscal year ending June 30, 1927
<b>Additional Assistant Secretary, Smithsonian Institution:</b> For an additional assistant secretary of the Smithsonian Institution (acts June 7, 1924, vol. 43, p. 528; Apr. 22, 1926, vol. 44, p. 316)-----				\$6,000.00	\$6,000.00
	Estimated expenditures, 1928 appropriation	Estimated expenditures, 1927 appropriation	Expended and obligated, 1926		
Departmental service:					
Salaries—					
Professional and scientific service—	Average—	Average—	Average—		
Grade 6, \$6,000 to \$7,500; average, \$6,750—	No. Salary	No. Salary	No. Salary		
01 Chief scientist (assistant secretary)-----	1 \$6,000	1 \$6,000	1 \$6,000		
<b>Furniture and Fixtures, National Museum—</b> National Museum: For cases, furniture, fixtures, and appliances required for the exhibition and safe-keeping of collections, including necessary employees, [\$23,730] \$26,500, of which amount not to exceed \$12,940 may be expended for personal services in the District of Columbia (R. S., sec. 5586; act Apr. 22, 1926, vol. 44, p. 316)-----				26,500.00	23,730.00
	Estimated expenditures, 1928 appropriation	Estimated expenditures, 1927 appropriation	Expended and obligated, 1926		
Departmental service:					
Salaries—					
Custodial service—	Average—	Average—	Average—		
Grade 8, \$1,860 to \$2,400; average, \$2,111.42—	No. Salary	No. Salary	No. Salary		
Principal mechanic-----	1 \$2,100	1 \$2,100	1 \$2,100		
Grade 7, \$1,680 to \$2,040; average, \$1,860—					
Senior mechanic-----	1 1,860	1 1,860	1 1,860		
Grade 6, \$1,500 to \$1,860; average, \$1,680—					
Mechanics-----	4 1,695	4 1,695	3½ 1,695		
Grade 4, \$1,140 to \$1,500; average, \$1,320—					
Undermechanic-----	1 1,200	1 1,200	1 1,140		
Total average number of employees-----	7	7	6½		
01 Total salaries, departmental service-----	11,940.00	11,940.00	11,880.24		
Supplies and materials:					
0246 Sewing supplies-----	20.00	20.00	19.13		
0252 Mechanics, etc., supplies-----	100.00	100.00	84.62		
0292 Metals and metal products-----	500.00	500.00	476.85		
0293 Nonmetallic mineral products-----	500.00	1,000.00	254.48		
0294 Lumber and wood products-----	3,730.00	3,730.00	4,319.05		
0296 Paints and painters' materials-----	400.00	400.00	192.54		
02 Total supplies and materials-----	5,250.00	5,750.00	5,346.67		
13 Special and miscellaneous services-----	100.00		25.00		
Equipment:					
3010 Furniture, furnishings, and fixtures-----	4,580.00	2,480.00	1,031.24		
3022 Scientific equipment-----	4,560.00	3,560.00	3,462.21		
3052 Production and construction equipment-----			6.75		
3053 Transporting and conveying equipment-----	70.00		24.95		
30 Total equipment-----	9,210.00	6,040.00	4,525.15		
Total-----	26,500.00	23,730.00	21,777.06		
<b>Heating and Lighting, National Museum—</b> For heating, lighting, electrical, telegraphic, and telephonic service, and traveling expenses, [\$78,140] \$79,500, of which amount not to exceed [\$43,880] \$44,040 may be expended for personal services in the District of Columbia (R. S., sec. 5586; act Apr. 22, 1926, vol. 44, p. 316)-----				79,500.00	78,140.00
	Estimated expenditures, 1928 appropriation	Estimated expenditures, 1927 appropriation	Expended and obligated, 1926		
Departmental service:					
Salaries—					
Clerical, administrative, and fiscal service—	Average—	Average—	Average—		
Grade 1, \$1,140 to \$1,500; average, \$1,320—	No. Salary	No. Salary	No. Salary		
Underoperators, office devices-----	2 \$1,260	2 \$1,260	1½ \$1,323		
Custodial service—					
Grade 10, \$2,400 to \$3,000; average, \$2,700—					
Chief mechanical superintendent-----	1 2,700	1 2,400	1 2,400		
Grade 7, \$1,680 to \$2,040; average, \$1,860—					
Senior mechanics-----	3 1,680	3 1,680	3 1,680		
Grade 6, \$1,500 to \$1,860; average, \$1,680—					
Mechanics-----	9½ 1,584	9½ 1,584	9½ 1,575		
Grade 4, \$1,140 to \$1,500; average, \$1,320—					
Undermechanics-----	7½ 1,219	7½ 1,219	7½ 1,213		
Grade 3, \$1,020 to \$1,260; average, \$1,140—					
Minor mechanic-----	1 1,200	1 1,200	1 1,200		
Grade 2, \$900 to \$1,140; average, \$1,020—					
Subordinate mechanics-----	7½ 1,009	7½ 1,009	7½ 1,003		
Total average number of employees-----	31½	31½	30½		
01 Total salaries, departmental service-----	44,040.00	42,680.00	41,346.16		



*Estimates of appropriations required for the service of the fiscal year ending June 30, 1928—Continued*

General object (title of appropriation), date of acts, references to Statutes at Large, or to Revised Statutes, and estimated amount required for each detailed object	Total amount to be appropriated under each head of appropriation	Amount appropriated for the fiscal year ending June 30, 1927
--	--	--

*Heating and Lighting, National Museum—Continued.*

	Estimated expenditures, 1928 appropriation	Estimated expenditures, 1927 appropriation	Expended and obligated, 1926
Supplies and materials:			
0231 Coal and other solids.....	\$20,000.00	\$20,000.00	\$19,653.30
0232 Wood and kindling.....	45.00	45.00	44.11
0234 Gas.....	360.00	360.00	355.00
0282 Mechanics, engineers, and electricians' supplies, etc.....	3,700.00	3,700.00	5,296.53
0293 Nonmetallic mineral products.....	250.00	250.00	10.80
0294 Lumber and wood products.....	15.00	15.00	
0296 Paints and painters' materials.....	15.00	15.00	
02 Total supplies and materials.....	24,385.00	24,385.00	25,359.74
Communication service:			
0500 Telegraph service.....	100.00	100.00	100.00
0510 Telephone service.....	1,550.00	1,550.00	1,338.83
0522 Commercial messenger service.....	200.00	200.00	180.00
05 Total communication service.....	1,850.00	1,850.00	1,618.83
Travel expenses:			
0601 Steam or electric railway fares.....	5.00	5.00	4.74
0610 Local transportation, street car.....			.82
0640 Furnishing food.....	5.00	5.00	.90
06 Total travel expenses.....	10.00	10.00	6.26
10 Furnishing of heat, light, power, and electricity.....	3,500.00	3,500.00	3,936.93
12 Repairs and alterations to machinery and equipment.....	1,000.00	1,000.00	876.00
Special and miscellaneous current expenses:			
1370 Special and miscellaneous services.....	100.00	100.00	80.82
1375 Rubbish ashes, etc.....	360.00	360.00	401.50
1376 Clock regulation service.....	25.00	25.00	25.00
13 Total special and miscellaneous current expenses.....	485.00	485.00	507.32
Equipment:			
3051 Heat, light, power, refrigeration, and electrical equipment.....	2,895.00	2,895.00	2,474.10
3052 Production and construction equipment.....	535.00	535.00	
3053 Telephonic equipment, elevators.....			1,159.50
3058 Ventilation and air purifying equipment.....	800.00	800.00	198.40
30 Total equipment.....	4,230.00	4,230.00	3,832.00
Total.....	79,500.00	78,140.00	77,483.24

*Preservation of Collections, National Museum—*

For continuing preservation, exhibition, and increase of collections from the surveying and exploring expeditions of the Government, and from other sources, including necessary employees, travel, and all other necessary expenses, and not exceeding \$5,500 for preparation of manuscripts, drawings, and illustrations for publications, ~~[\$450,000]~~ \$454,440, of which amount not to exceed ~~[\$435,000]~~ \$437,280 may be expended for personal services in the District of Columbia (*R. S., sec. 5586; act Apr. 22, 1926, vol. 44, p. 316*)

\$454, 440. 00

\$450, 000. 00

	Estimated expenditures, 1928 appropriation	Estimated expenditures, 1927 appropriation	Expended and obligated, 1926
Departmental service:			
Salaries—			
Professional and scientific service—			
Grade 5, \$5,200 to \$6,000; average, \$5,600—	<i>Average—</i>	<i>Average—</i>	<i>Average—</i>
Senior biologist.....	No. Salary	No. Salary	No. Salary
Senior geologist.....	1 \$5,200	1 \$5,200	1 \$5,200
Senior anthropologist.....	1 5,200	1 5,200	1 5,200
Grade 4, \$3,800 to \$5,000; average, \$4,400—			
Scientists.....	16 3,800	16 3,800	15½ 3,800
Grade 3, \$3,000 to \$3,600; average, \$3,300—			
Associate scientists.....	10 3,000	8 3,000	8 3,000
Grade 2, \$2,400 to \$3,000; average, \$2,700—			
Assistant scientists.....	7 2,400	8 2,400	8 2,400
Assistant librarian.....	1 2,700	1 2,700	1½ 2,550
Grade 1, \$1,860 to \$2,400; average, \$2,111.42—			
Junior scientists.....	8 1,860	8 1,860	7½ 1,859
Subprofessional service—			
Grade 7, \$2,100 to \$2,700; average, \$2,400—			
Principal scientific aids.....	3 2,200	4 2,175	3½ 2,150
Grade 6, \$1,860 to \$2,400; average, \$2,111.42—			
Senior scientific aids.....	11 1,882	11 1,882	10½ 1,861
Senior scientific illustrator.....	1 1,860	1 1,860	1 1,860
Senior library assistant.....	1 1,860		

## Estimates of appropriations required for the service of the fiscal year ending June 30, 1928—Continued

General object (title of appropriation), date of acts, references to Statutes at Large, or to Revised Statutes, and estimated amount required for each detailed object				Total amount to be appropriated under each head of appropriation	Amount appropriated for the fiscal year ending June 30, 1927	
Preservation of Collections, National Museum—Continued.						
		Estimated expenditures, 1928 appropriation	Estimated expenditures, 1927 appropriation	Expended and obligated, 1926		
Departmental service—Continued.						
Salaries—Continued.						
Subprofessional service—Continued.						
Grade 5, \$1,680 to \$2,040; average, \$1,860—	Average—		Average—	Average—		
Scientific aids	No. 3	Salary \$1,680	No. 3	Salary \$1,680	No. 2½	Salary \$1,670
Library assistants	3	1,680	2	1,680	2½	1,663
Grade 4, \$1,500 to \$1,860; average, \$1,680—						
Assistant scientific aids	7	1,500	7	1,500	8	1,501
Grade 3, \$1,320 to \$1,680; average, \$1,500—						
Junior scientific aids	3	1,320	3	1,320	3	1,320
Under library assistants	1	1,320	2	1,440	2½	1,370
Grade 2, \$1,140 to \$1,500; average, \$1,320—						
Under scientific helpers	8	1,170	8	1,170	8½	1,165
Minor library assistants	2	1,140	3	1,180	1	1,260
Grade 1, \$900 to \$1,260; average, \$1,080—						
Library aid	1	1,020	1	1,020	½	900
Clerical, administrative, and fiscal service—						
Grade 12, \$5,200 to \$6,000; average, \$5,600—						
Senior administrative officer (administrative assistant to the secretary)	1	5,200	1	5,200	1	5,200
Grade 10, \$3,300 to \$3,900; average, \$3,600—						
Senior editor	1	3,300	1	3,300	1	3,300
Grade 9, \$3,000 to \$3,600; average, \$3,300—						
Senior administrative assistant (superintendent of buildings and labor)	1	3,000	1	3,000	1	3,000
Senior administrative assistant (chief of correspondence and documents)	1	3,000	1	3,000	1	3,000
Senior administrative assistant (disbursing agent)	1	2,000	1	2,000	1	2,000
Grade 7, \$2,400 to \$3,000; average, \$2,700—						
Chief photographer	1	2,400	1	2,400	1	2,400
Grade 6, \$2,100 to \$2,700; average, \$2,400—						
Principal accounting and auditing assistant	1	2,400	1	2,400	1	2,400
Principal clerk (appointment clerk)	1	2,300	1	2,300	1	2,300
Principal clerk (property clerk)	1	2,100	1	2,100	1	2,100
Principal clerk-stenographer	1	2,100	1	2,100	1	2,100
Grade 5, \$1,860 to \$2,400; average, \$2,111.42—						
Senior clerk-stenographers	2	1,980	2	1,980	1	2,100
Senior clerks	2	1,930	2	1,930	2½	1,922
Grade 4, \$1,680 to \$2,040; average, \$1,860—						
Clerk-stenographers	6	1,690	6	1,690	5½	1,679
Clerk					½	1,680
Grade 3, \$1,500 to \$1,860; average, \$1,680—						
Assistant photographer	1	1,500	1	1,500	1	1,500
Senior stenographers	2	1,500	2	1,500	2	1,499
Assistant clerk-stenographers	6	1,520	6	1,520	6½	1,502
Assistant clerks	2	1,500	2	1,500	1½	1,496
Grade 2, \$1,320 to \$1,680; average, \$1,500—						
Junior clerk-stenographers	7	1,380	7	1,380	8	1,369
Junior clerks	2	1,440	2	1,440	2½	1,388
Grade 1, \$1,140 to \$1,500; average, \$1,320—						
Under photographer	1	1,320	1	1,320	½	1,320
Custodial service—						
Grade 10, \$2,400 to \$3,000; average, \$2,700—						
Chief mechanical superintendent	1	2,400	1	2,400	1	2,400
Grade 6, \$1,500 to \$1,860; average, \$1,680—						
Head guard	1	1,500	1	1,500	1	1,500
General foreman of laborers	1	1,500				
Mechanic					½	1,680
Grade 5, \$1,320 to \$1,680; average, \$1,500—						
Principal guards	3	1,320	3	1,320	3	1,318
Grade 4, \$1,140 to \$1,500; average, \$1,320—						
Assistant foremen of laborers	2	1,440	3	1,440	3	1,440
Senior guard	1	1,140	1	1,140	1	1,140
Undermechanic					½	1,140
Grade 3, \$1,020 to \$1,260; average, \$1,140—						
Guards (watchmen)	61	1,021	61	1,021	56½	1,012
Messenger	1	1,020	1	1,020	2	1,015
Senior laborers	5	1,020	5	1,020	5	1,004
Grade 2, \$900 to \$1,140; average, \$1,020—						
Assistant messengers	2	900	2	900	1½	892
Junior laborers	43	903	43	903	42½	902
Junior laborers (charwomen)	54	385	54	385	55½	372
Grade 1, \$600 to \$780; average, \$690—						
Junior messengers	5	750	5	750	5½	660
Temporary services of watchmen for Sunday opening of buildings	1½	1,000	1½	1,000	1½	1,000
Total average number of employees	311½		311½		307½	
Total salaries, departmental service		435,018.00		432,738.00		421,599.34
The difference between 1927 and 1928 is due to increase in salaries, \$2,280.						
Supplies and materials:						
0201 Stationery		1,870.00		1,700.00		1,924.67
0202 Sundry office supplies		900.00		900.00		912.61
0203 Drafting and artists' supplies		20.00		20.00		20.37
0204 Photographic supplies		1,000.00		970.00		967.64
0205 Cleaning and toilet supplies		2,100.00		2,100.00		2,156.56
0221 Scientific supplies		2,000.00		2,000.00		2,275.71
0246 Sewing supplies		60.00		60.00		64.08
0274 Ammunition for revolvers		25.00		20.00		23.90
0282 Mechanics', etc., supplies		390.00		390.00		390.18
0284 Miscellaneous supplies		215.00		200.00		309.33

*Estimates of appropriations required for the service of the fiscal year ending June 30, 1928—Continued*

General object (title of appropriation), date of acts, references to Statutes at Large, or to Revised Statutes, and estimated amount required for each detailed object	Total amount to be appropriated under each head of appropriation	Amount appropriated for the fiscal year ending June 30, 1927
--	--	--

*Preservation of Collections, National Museum—Continued*

	Estimated expenditures, 1928 appropriation	Estimated expenditures, 1927 appropriation	Expended and obligated, 1926
<b>Supplies and materials—Continued.</b>			
0292 Metals and metal products.....	\$220.00	\$220.06	\$222.86
0293 Nonmetallic mineral products.....	70.00	70.00	78.55
0294 Lumber and wood products.....	250.00	250.00	240.73
0295 Fiber products.....	5.00	5.00	3.02
0296 Paints and painters' materials.....	100.00	100.00	97.98
0297 Hides, pelts, leather.....	40.00	40.00	40.01
02 Total supplies and materials.....	9,265.00	9,045.00	9,728.20
05 Communication service—Postal service, post-office box rent.....	16.00	16.00	16.00
<b>Travel expenses:</b>			
0601 Steam or electric railway fares.....	200.00	200.00	204.45
0602 Fares by water.....			70.00
0604 Long-distance stage.....			50
0610 Local transportation.....	50.00	50.00	52.36
0640 Food and lodging.....	115.00	115.00	112.45
0650 Sleeping car, chair car.....	35.00	35.00	37.77
0690 Special and miscellaneous expenses.....	15.00	15.00	16.85
06 Total travel expenses.....	415.00	415.00	494.38
07 Transportation of things (service).....	4,531.00	3,331.00	4,395.87
<b>Special and miscellaneous current expenses:</b>			
1370 Special and miscellaneous services.....	2,900.00	2,900.00	2,970.86
1375 Rubbish, etc.....	30.00	30.00	30.00
13 Total special and miscellaneous current expenses.....	2,930.00	2,930.00	3,000.86
<b>Equipment:</b>			
3018 Desk equipment, receptacles.....	40.00	40.00	48.13
3021 Educational equipment, museum stock (specimens).....	2,000.00	1,000.00	1,275.62
3022 Scientific equipment.....	300.00	300.00	249.04
3052 Production and construction equipment.....	15.00	15.00	16.44
3053 Transporting and conveying equipment.....	20.00	20.00	21.50
3054 Fire-preventing and fire-fighting equipment.....	60.00	60.00	62.50
3057 Cleaning, sanitation equipment.....	90.00	90.00	92.98
30 Total equipment.....	2,525.00	1,525.00	1,766.21
Total.....	454,440.00	450,000.00	441,000.86

*Buildings, National Museum: Repairs—*

For repairs of buildings, shops, and sheds, including all necessary labor and material, **[\$12,000] \$13,000**, of which amount not to exceed \$8,620 may be expended for personal services in the District of Columbia (*R. S. sec. 5586; act Apr. 22, 1926, vol. 44, p. 316*).....

\$13,000.00

\$12,000.00

	Estimated expenditures, 1928 appropriation	Estimated expenditures, 1927 appropriation	Expended and obligated, 1926
<b>Departmental service:</b>			
<b>Salaries—</b>			
<b>Custodial service—</b>			
Grade 6, \$1,500 to \$1,860; average, \$1,680—	<i>Average—</i>	<i>Average—</i>	<i>Average—</i>
Mechanics.....	No. 4 Salary \$1,620	No. 4 Salary \$1,620	No. 4 Salary \$1,615
Grade 4, \$1,140 to \$1,500; average, \$1,320—			
Undermechanic.....	1 1,140	1 1,140	1 1,140
Total average number of employees.....	5	5	5
01 Total salaries, departmental service.....	7,620.00	7,620.00	7,576.13
<b>Supplies and materials:</b>			
0282 Mechanics, etc., supplies.....	190.00	190.00	190.60
0292 Metals and metal products.....	295.00	295.00	294.38
0293 Nonmetallic mineral products.....	100.00	100.00	97.00
0294 Lumber and wood products.....	200.00	200.00	218.28
0295 Fiber products.....	60.00	60.00	67.82
0296 Paints and painters' materials.....	1,200.00	1,200.00	1,036.94
02 Total supplies and materials.....	2,045.00	2,045.00	1,905.02
12 Repairs and alterations—buildings.....	3,300.00	2,300.00	2,403.00
13 Special and miscellaneous services.....	25.00	25.00	50.00
30 Production and construction equipment.....	10.00	10.00	7.37
Total.....	13,000.00	12,000.00	11,941.52

*Books, National Museum—*

For purchase of books, pamphlets, and periodicals for reference (*R. S. sec. 5586; act Apr. 22, 1926, vol. 44, p. 316*).....

1,500.00

, 500.00

3021 Equipment (library stock): Expenditures—1928, \$1,500; 1927, \$1,500; 1926, \$1,489.80.

*Estimates of appropriations required for the service of the fiscal year ending June 30, 1928—Continued*

General object (title of appropriation), date of acts, references to Statutes at Large, or to Revised Statutes, and estimated amount required for each detailed object			Total amount to be appropriated under each head of appropriation	Amount appropriated for the fiscal year ending June 30, 1927
<b>Postage, National Museum—</b>				
For postage stamps and foreign postal cards ( <i>R. S., sec. 5586; act Apr. 22, 1926, vol. 44, p. 316</i> )			\$450. 00	\$450. 00
0520 Communication service (postage): Expenditures—1928, \$450; 1927, \$450; 1926, \$450.				
<b>Construction of Gallery, National Museum—</b>				
For the construction of a gallery over the west end of the main hall of the Smithsonian Building, second floor, including cost of all labor, material, and incidental expenses (submitted)			12, 500. 00	
32 Construction of gallery: Expenditures—1928, \$12,500.				
<b>National Gallery of Art, Smithsonian Institution—</b>				
National Gallery of Art: For the administration of the National Gallery of Art by the Smithsonian Institution, including compensation of necessary employees, purchase of books of reference and periodicals, traveling expenses, and necessary incidental expenses, \$29,381, of which amount not to exceed \$25,700 may be expended for personal services in the District of Columbia ( <i>acts June 5, 1920, vol. 41, p. 892, sec. 1; Apr. 22, 1926, vol. 44, p. 316</i> )			29, 381. 00	29, 381. 00
	Estimated expenditures, 1928 appropriation	Estimated expenditures, 1927 appropriation	Expended and obligated, 1926	
<b>Departmental service:</b>				
<b>Salaries—</b>				
Professional and scientific service—	<i>Average—</i>	<i>Average—</i>	<i>Average—</i>	
Grade 5, \$5,200 to \$6,000; average, \$5,600—	No. 1 Salary \$5,200	No. 1 Salary \$5,200	No. 1 Salary \$5,200	
Director, National Gallery of Art	1	1	1	
Clerical, administrative, and fiscal service—				
Grade 4, \$1,680 to \$2,040; average, \$1,860—	No. 1 Salary 1,860	No. 1 Salary 1,860	No. 1 Salary 1,695	
Clerk and principal stenographer	1	1	1	
Grade 2, \$1,320 to \$1,680; average, \$1,500—	No. 1 Salary 1,500	No. 1 Salary 1,500	No. 1 Salary 1,440	
Junior stenographer	1	1	1	
Grade 1, \$1,140 to \$1,500; average, \$1,320—	No. 1 Salary 1,380	No. 1 Salary 1,380	No. 1 Salary 1,320	
Underclerk	1	1	1	
Custodial service—				
Grade 6, \$1,500 to \$1,860; average, \$1,680—	No. 1 Salary 1,680	No. 1 Salary 1,680		
Mechanics (cabinetmakers)	8	8	3	
Grade 3, \$1,020 to \$1,260; average, \$1,140—	No. 1 Salary 1,020	No. 1 Salary 1,020	No. 1 Salary 1,020	
Guards (watchmen)	2	2	2	
Grade 2, \$900 to \$1,140; average, \$1,020—	No. 1 Salary 900	No. 1 Salary 900	No. 1 Salary 376	
Junior laborers	5	5	1	
Minor domestic attendants				
Junior laborers (charwomen)				
Total average number of employees	21	21	11	
01 Total salaries, departmental service	25, 535	25, 535	17, 340	
Supplies and materials:				
0201 Stationery	30. 00	30. 00	. 96	
0204 Photographic supplies	215. 00	215. 00	260. 01	
0205 Cleaning and toilet supplies			108. 26	
0282 Mechanics', engineers', and electricians' supplies	60. 00	60. 00	1. 30	
0293 Nonmetallic mineral products	20. 00	20. 00	17. 16	
0294 Lumber and wood products	110. 00	110. 00	386. 11	
0296 Paints and painters' materials			184. 50	
02 Total supplies and materials	435. 00	435. 00	958. 30	
05 Telegraph service	15. 00	15. 00	1. 91	
Travel expenses:				
0601 Steam and electric railway fares	75. 00	75. 00	60. 26	
0610 Local transportation	25. 00	25. 00	10. 00	
06 Total travel expenses	100. 00	100. 00	70. 26	
Transportation of things (service):				
0700 Freight	340. 00	340. 00	3. 76	
0710 Express	75. 00	75. 00	1. 10	
0730 Local transportation of things (drayage)	175. 00	175. 00	130. 60	
07 Total transportation of things (service)	590. 00	590. 00	135. 46	
08 Lithographing, engraving, and engrossing	5. 00	5. 00	350. 57	
12 Special and miscellaneous repairs and alterations	1, 005. 00	1, 005. 00	21. 00	
13 Special and miscellaneous services, not specified	50. 00	50. 00	330. 00	
Equipment:				
3010 Furniture, furnishings, and fixtures	10. 00	10. 00		
3011 Chairs	25. 00	25. 00		
3012 Tables, desks, etc.	125. 00	125. 00		
3014 Wall coverings			661. 60	
3017 Office machines and devices	160. 00	160. 00	2. 99	
3018 Desk equipment	25. 00	25. 00		
3021 Educational equipment	1, 243. 00	1, 243. 00	1, 083. 21	
3022 Scientific equipment	15. 00	15. 00		
3053 Transporting and conveying equipment	43. 00	43. 00		
30 Total equipment	1, 646. 00	1, 646. 00	1, 747. 80	
Total	29, 381. 00	29, 381. 00	20, 955. 30	

*Estimates of appropriations required for the service of the fiscal year ending June 30, 1928—Continued*

General object (title of appropriation), date of acts, references to Statutes at Large, or to Revised Statutes, and estimated amount required for each detailed object	Total amount to be appropriated under each head of appropriation	Amount appropriated for the fiscal year ending June 30, 1927																																												
<p><b>Printing and Binding, Smithsonian Institution—</b> Printing and binding: For all printing and binding for the Smithsonian Institution, including all of its bureaus, offices, institutions, and services located in Washington, District of Columbia, and elsewhere, <b>[\$90,000]</b>, \$85,000, of which not to exceed \$7,000 shall be available for printing the report of the American Historical Association: <i>Provided</i>, That the expenditure of this sum shall not be restricted to a pro rata amount in any period of the fiscal year (<i>acts Jan. 12, 1895, vol. 28, p. 616, sec. 73; Mar. 20, 1922, vol. 42, p. 436, sec. 1; Apr. 22, 1926, vol. 44, p. 316</i>)-----</p>	\$85,000.00	\$90,000.00																																												
<table><tr><th></th><th>Estimated expenditures, 1928 appropriation</th><th>Estimated expenditures, 1927 appropriation</th><th>Expended and obligated, 1926</th></tr><tr><td>Printing and binding annual reports of the Board of Regents, with general appendices, the editions of which shall not exceed 10,000 copies.-----</td><td>\$10,500.00</td><td>\$10,500.00</td><td>\$10,636.21</td></tr><tr><td>Under the Smithsonian Institution: Annual reports of the National Museum, with general appendices, and printing labels and blanks, and bulletins and proceedings of the National Museum, the editions of which shall not exceed 4,000 copies, and binding, in half morocco or material not more expensive, scientific books and pamphlets presented to or acquired by the National Museum library.-----</td><td>44,000.00</td><td>44,000.00</td><td>43,418.66</td></tr><tr><td>Annual reports and bulletins of Bureau of American Ethnology, and miscellaneous printing and binding for the bureau.-----</td><td>26,800.00</td><td>26,800.00</td><td>25,431.71</td></tr><tr><td>Annual report of the National Gallery of Art and printing catalogues, labels, and blanks.-----</td><td>500.00</td><td>500.00</td><td>1,237.12</td></tr><tr><td>Miscellaneous printing and binding for international exchanges.-----</td><td>300.00</td><td>300.00</td><td>292.81</td></tr><tr><td>International Catalogue of Scientific Literature.-----</td><td>100.00</td><td>100.00</td><td>54.69</td></tr><tr><td>National Zoological Park.-----</td><td>300.00</td><td>300.00</td><td>233.14</td></tr><tr><td>Astrophysical Observatory.-----</td><td>500.00</td><td>500.00</td><td>482.49</td></tr><tr><td>Annual report of American Historical Association.-----</td><td>7,000.00</td><td>7,000.00</td><td>6,982.40</td></tr><tr><td><b>08 Total.-----</b></td><td><b>85,000.00</b></td><td><b>90,000.00</b></td><td><b>88,769.23</b></td></tr></table>		Estimated expenditures, 1928 appropriation	Estimated expenditures, 1927 appropriation	Expended and obligated, 1926	Printing and binding annual reports of the Board of Regents, with general appendices, the editions of which shall not exceed 10,000 copies.-----	\$10,500.00	\$10,500.00	\$10,636.21	Under the Smithsonian Institution: Annual reports of the National Museum, with general appendices, and printing labels and blanks, and bulletins and proceedings of the National Museum, the editions of which shall not exceed 4,000 copies, and binding, in half morocco or material not more expensive, scientific books and pamphlets presented to or acquired by the National Museum library.-----	44,000.00	44,000.00	43,418.66	Annual reports and bulletins of Bureau of American Ethnology, and miscellaneous printing and binding for the bureau.-----	26,800.00	26,800.00	25,431.71	Annual report of the National Gallery of Art and printing catalogues, labels, and blanks.-----	500.00	500.00	1,237.12	Miscellaneous printing and binding for international exchanges.-----	300.00	300.00	292.81	International Catalogue of Scientific Literature.-----	100.00	100.00	54.69	National Zoological Park.-----	300.00	300.00	233.14	Astrophysical Observatory.-----	500.00	500.00	482.49	Annual report of American Historical Association.-----	7,000.00	7,000.00	6,982.40	<b>08 Total.-----</b>	<b>85,000.00</b>	<b>90,000.00</b>	<b>88,769.23</b>		
	Estimated expenditures, 1928 appropriation	Estimated expenditures, 1927 appropriation	Expended and obligated, 1926																																											
Printing and binding annual reports of the Board of Regents, with general appendices, the editions of which shall not exceed 10,000 copies.-----	\$10,500.00	\$10,500.00	\$10,636.21																																											
Under the Smithsonian Institution: Annual reports of the National Museum, with general appendices, and printing labels and blanks, and bulletins and proceedings of the National Museum, the editions of which shall not exceed 4,000 copies, and binding, in half morocco or material not more expensive, scientific books and pamphlets presented to or acquired by the National Museum library.-----	44,000.00	44,000.00	43,418.66																																											
Annual reports and bulletins of Bureau of American Ethnology, and miscellaneous printing and binding for the bureau.-----	26,800.00	26,800.00	25,431.71																																											
Annual report of the National Gallery of Art and printing catalogues, labels, and blanks.-----	500.00	500.00	1,237.12																																											
Miscellaneous printing and binding for international exchanges.-----	300.00	300.00	292.81																																											
International Catalogue of Scientific Literature.-----	100.00	100.00	54.69																																											
National Zoological Park.-----	300.00	300.00	233.14																																											
Astrophysical Observatory.-----	500.00	500.00	482.49																																											
Annual report of American Historical Association.-----	7,000.00	7,000.00	6,982.40																																											
<b>08 Total.-----</b>	<b>85,000.00</b>	<b>90,000.00</b>	<b>88,769.23</b>																																											
<p><b>Permanent specific appropriation:</b> <b>Expenses of Smithsonian Institution—Interest Account—</b> Interest on the trust fund of \$1,000,000 derived from the bequest of James Smithson and others to be used for the erection of buildings and expenses of the Smithsonian Institution (<i>R. S., p. 728, sec. 3689</i>)-----</p>	60,000.00	60,000.00																																												
<p>13 General expenses of the Smithsonian Institution: Expenditures—1928, \$60,000; 1927, \$60,000; 1926, \$60,000.-----</p>																																														
<p><b>Total under Smithsonian Institution.-----</b></p>	<b>909,871.00</b>	<b>893,301.00</b>																																												
<p style="text-align: center;"><b>TARIFF COMMISSION</b></p>																																														
<p><b>United States Tariff Commission—</b> For salaries and expenses of the United States Tariff Commission, including purchase and exchange of labor-saving devices, the purchase of professional and scientific books, law books, books of reference, gloves and other protective equipment for photostat and other machine operators, payment in advance for subscriptions to newspapers and periodicals, contract stenographic reporting services, as may be necessary, as authorized under Title VII of the act entitled "An act to increase the revenue, and for other purposes," approved September 8, 1916, and under sections 315, 316, 317, and 318 of the act entitled "An act to provide revenue, to regulate commerce with foreign countries, to encourage the industries of the United States, and for other purposes," approved September 21, 1922, <b>[\$690,500]</b> \$673,500, of which amount not to exceed \$551,780 may be expended for personal services in the District of Columbia, and not to exceed \$1,000 for expenses, except membership fees, of attendance at meetings concerned with subjects under investigation by the commission: <i>Provided</i>, That no part of this appropriation shall be used to pay the salary of any member of the United States Tariff Commission who shall hereafter participate in any proceedings under said sections 315, 316, 317, and 318 of said act, approved September 21, 1922, wherein he or any member of his family has any special, direct, and pecuniary interest, or in which he has acted as attorney or special representative (<i>acts Sept. 8, 1916, vol. 39, pp. 795-796; Sept. 21, 1922, vol. 42, pp. 941-947; Apr. 22, 1926, vol. 44, p. 317</i>)-----</p>	673,500.00	690,500.00																																												

*Estimates of appropriations required for the service of the fiscal year ending June 30, 1928—Continued*

General object (title of appropriation), date of acts, references to Statutes at Large, or to Revised Statutes, and estimated amount required for each detailed object	Total amount to be appropriated under each head of appropriation		Amount appropriated for the fiscal year ending June 30, 1927
United States Tariff Commission—Continued.			
	Estimated expenditures, 1928 appropriation	Estimated expenditures, 1927 appropriation	Expended and obligated, 1926
Departmental service:			
Salaries—			
Clerical, administrative, and fiscal service—			
Grade 14, \$7,500 and over—	Average— No. 6 Salary \$7,500	Average— No. 6 Salary \$7,500	Average— No. 5½ Salary \$7,532
Special executive officers (commissioners).....			
Grade 13, \$6,000 to \$7,500; average, \$6,750—			
Executive accountant and auditor (chief investigator).....	1 6,000	1 6,000	1 6,000
Grade 12, \$5,200 to \$6,000; average, \$5,600—			
Senior administrative officer (secretary).....	1 5,200	1 5,200	1 5,200
Grade 11, \$3,800 to \$5,000; average, \$4,400—			
Assistant chief accountant and auditor (chief of division).....	1 4,000	1 4,000	1 3,800
Assistant chief investigator.....	1 4,000	1 4,000	1 3,800
Grade 9, \$3,000 to \$3,600; average, \$3,300—			
Senior administrative assistant (assistant to the secretary).....	1 3,400	1 3,400	1 3,200
Accountants and auditors.....	4 3,000	4 3,000	3½ 2,997
Grade 7, \$2,400 to \$3,000; average, \$2,700—			
Assistant accountant and auditors.....	13 2,621	13 2,621	11½ 2,500
Assistant editor.....	1 3,000	1 3,000	1½ 2,953
Grade 6, \$2,100 to \$2,700; average, \$2,400—			
Principal clerks (chief of section).....	3 2,333	3 2,333	3 2,233
Principal accounting and auditing assistants.....	8 2,350	8 2,350	6½ 2,201
Principal translator.....	1 2,700	1 2,700	1 2,462
Grade 5, \$1,860 to \$2,400; average, \$2,111.42—			
Senior clerks.....	5 2,200	5 2,200	5½ 2,052
Head stenographer (chief of section).....	1 2,100	1 2,100	½ 2,300
Senior clerk stenographers.....	6 2,336	6 2,336	5½ 2,275
Senior accounting and auditing assistants.....	5 2,000	5 2,000	4½ 1,941
Senior transportation clerk.....	1 1,920	1 1,920	½ 1,860
Senior office draftsman.....	1 1,920	1 1,920	½ 1,860
Grade 4, \$1,680 to \$2,040; average, \$1,860—			
Clerks.....	18 1,853	18 1,853	16½ 1,845
Principal stenographers.....	4 1,740	4 1,740	2 1,595
Clerk stenographers.....	5 1,920	5 1,920	5 1,591
Office draftsman.....			½ 1,680
Grade 3, \$1,500 to \$1,860; average, \$1,680—			
Assistant clerks.....	7 1,680	7 1,680	9½ 1,589
Senior stenographers.....	9 1,656	9 1,656	12 1,601
Assistant clerk stenographer.....	1 1,860	1 1,860	1 1,860
Grade 2, \$1,320 to \$1,680; average, \$1,500—			
Junior clerks.....	4 1,500	4 1,500	2½ 1,399
Junior stenographers.....	8 1,430	8 1,430	5½ 1,432
Junior clerk typist.....	1 1,560	1 1,560	1 1,500
Junior operators, office devices.....	3 1,500	3 1,500	3½ 1,447
Grade 1, \$1,140 to \$1,500; average, \$1,320—			
Underclerk.....			½ 1,320
Underoperator, office devices.....	1 1,380	1 1,380	1 1,320
Custodial service—			
Grade 5, \$1,320 to \$1,680; average, \$1,500—			
Junior mechanic.....	1 1,560	1 1,560	1 1,560
Grade 4, \$1,140 to \$1,500; average, \$1,320—			
Head messenger.....	1 1,320	1 1,320	½ 1,320
Grade 3, \$1,020 to \$1,260; average, \$1,140—			
Messengers.....	5 1,140	5 1,140	5½ 1,122
Professional and scientific service—			
Grade 5, \$5,200 to \$6,000; average, \$5,600—			
Senior economic analysts (chief of division).....	3 5,733	3 5,733	3½ 5,596
Senior attorney (chief of division).....	1 5,200	1 5,200	1 5,200
Grade 4, \$3,800 to \$5,000; average, \$4,400—			
Economic analysts.....	26 4,200	26 4,200	19½ 4,087
Grade 3, \$3,000 to \$3,600; average, \$3,300—			
Associate economic analysts.....	21 3,262	21 3,262	18½ 3,273
Associate attorney.....	1 3,200	1 3,200	
Grade 2, \$2,400 to \$3,000; average, \$2,700—			
Assistant economic analysts.....	14 2,708	14 2,708	12½ 2,615
Assistant attorney.....			1 2,800
Assistant librarian.....	1 2,600	1 2,600	1 2,500
Grade 1, \$1,860 to \$2,400; average, \$2,111.42—			
Junior economic analysts.....	3 2,000	3 2,000	3½ 2,063
Junior librarian.....	1 2,200	1 2,200	1 2,100
Subprofessional service—			
Grade 6, \$1,860 to \$2,400; average, \$2,100—			
Senior scientific aid.....			½ 2,060
Grade 4, \$1,500 to \$1,860; average, \$1,680—			
Junior library assistant.....	1 1,740	1 1,740	
Grade 3, \$1,320 to \$1,680; average, \$1,500—			
Under library assistant.....			1 1,680
Total average number of employees.....	200	200	185½
Total salaries, departmental service.....	551,780.00	551,780.00	494,711.69
Field service:			
Salaries and wages—			
Salary range, \$6,000 to \$7,500; average, \$6,750—			
Representative in charge.....	1 6,000	1 6,000	1 6,000
Salary range, \$5,200 to \$6,000; average, \$5,600—			
Special expert.....	1 5,200	1 5,200	1½ 5,545
Salary range, \$3,800 to \$5,000; average, \$4,400—			
Chief of office.....	1 4,500	1 4,500	1 4,500
Special expert.....	1 4,800	1 4,800	½ 4,720
Special expert.....			½ 3,920

*Estimates of appropriations required for the service of the fiscal year ending June 30, 1928—Continued*

General object (title of appropriation), date of acts, references to Statutes at Large, or to Revised Statutes, and estimated amount required for each detailed object				Total amount to be appropriated under each head of appropriation	Amount appropriated for the fiscal year ending June 30, 1927
<b>United States Tariff Commission—Continued.</b>					
	Estimated expenditures, 1928 appropriation	Estimated expenditures, 1927 appropriation	Expended and obligated, 1926		
Field service—Continued.					
Salaries and wages—Continued.					
Salary range, \$3,300 to \$3,900; average, \$3,600—	Average— No. 2 Salary \$3,675	Average— No. 2 Salary \$3,675	Average— No. 1 Salary \$3,626		
Special experts			1½ 2,833		
Salary range, \$2,700 to \$3,300; average, \$3,000—					
Special expert			1 2,800		
Salary range, \$2,400 to \$3,000; average, \$2,700—					
Assistant investigator	1 2,800	1 2,800	1 2,800		
Special expert	1 3,000	1 3,000			
Special experts	3 2,500	5 2,500			
Special expert			½ 2,820		
Special expert			½ 2,460		
Special expert			½ 2,500		
Salary range, \$1,860 to \$2,400; average, \$2,100—					
Senior clerks	5 1,922	7 1,954	2½ 1,881		
Salary range, \$1,500 to \$1,860; average, \$1,680—					
Clerks	2 1,860	4 1,770	1 1,620		
Salary range, \$1,140 to \$1,500; average, \$1,320—					
Messenger	1 1,140	1 1,500	1 1,320		
Salary range, \$900 to \$1,140; average, \$1,020—					
Clerks	2 1,050	1 1,140	½ 900		
Total average number of employees	21	26	14		
Total salaries and wages, field service	57,720.00	69,548.00	43,782.18		
01 Total personal services	221 609,500.00	226 621,330.00	538,493.87		
The difference between 1927 and 1928 is due to decrease in force, \$11,830.					
Supplies and materials:					
0200 Stationery and office supplies	5,000.00	5,500.00	5,753.30		
0210 Medical and hospital supplies	10.00	10.00	1.04		
0220 Educational and scientific supplies	1,500.00	2,000.00	2,210.83		
0230 Sundries supplies	490.00	490.00	415.69		
02 Total supplies and materials	7,000.00	8,000.00	8,380.86		
Communication service:					
0500 Telegraph service	200.00	200.00	272.07		
0510 Telephone service	1,800.00	1,800.00	1,780.84		
05 Total communication service	2,000.00	2,000.00	2,052.91		
Travel expenses:					
0600 Commercial transportation	21,500.00	23,000.00	17,903.83		
0610 Local transportation	1,000.00	800.00	642.37		
0630 Per diem in lieu of subsistence	23,500.00	25,000.00	20,058.28		
0690 Miscellaneous expenses incident to travel	1,000.00	1,200.00	2,256.87		
06 Total travel expenses	47,000.00	50,000.00	40,861.35		
Transportation of things	100.00	100.00	46.24		
08 Stenographic service	3,500.00	4,000.00	4,192.84		
11 Rent of office building	600.00	570.00	546.50		
12 Repairs and alterations	300.00	500.00	551.32		
13 Special and miscellaneous expenses	500.00	800.00	2,238.00		
30 Furniture, furnishings, and fixtures	3,000.00	3,200.00	5,734.72		
Total	673,500.00	690,500.00	603,897.19		
<b>Printing and Binding, United States Tariff Commission—</b>					
For all printing and binding for the Tariff Commission (act Apr. 22, 1926, vol. 44, p. 317)					
	Estimated expenditures, 1928 appropriation	Estimated expenditures, 1927 appropriation	Expended and obligated, 1926	\$8,500.00	\$8,500.00
0201 Printed forms and letterheads	\$600.00	\$300.00	\$440.27		
0800 Printing and binding (surveys, etc.)	7,900.00	5,200.00	15,880.49		
Total	8,500.00	5,500.00	16,320.76		
<b>Total, United States Tariff Commission</b>				<b>682,000.00</b>	<b>699,000.00</b>

*Estimates of appropriations required for the service of the fiscal year ending June 30, 1928—Continued*

General object (title of appropriation), date of acts, references to Statute at Large, or to Revised Statutes, and estimated amount required for each detailed object			Total amount to be appropriated under each head of appropriation	Amount appropriated for the fiscal year ending June 30, 1927
<b>UNITED STATES GEOGRAPHIC BOARD</b>				
<b>Salaries and Expenses, United States Geographic Board—</b> <i>For salaries and expenses of the United States Geographic Board, including personal services in the District of Columbia, in accordance with the classification act of 1923, and for stationery and office supplies (act July 8, 1926, vol. 44, p. 845)-----</i>			<b>\$3, 645. 00</b>	
NOTE.—An appropriation in the above language for the fiscal year 1926, to continue available during 1927, in the sum of \$3,850, was made by the act of July 3, 1926.				
	Estimated expenditures, 1928 appropriation	Estimated expenditures, 1927 appropriation		
01 Personal services (one salary)-----	\$3, 600. 00	\$3, 600. 00		
02 Stationery and office supplies-----	45. 00	250. 00		
Total-----	3, 645. 00	3, 850. 00		
1 Payable from the appropriation for 1926 and 1927.				
<b>Printing and Binding, United States Geographic Board—</b> <i>For stationery and printing and binding (act Apr. 22, 1926, vol. 44, p. 317)-----</i>			<b>300. 00</b>	<b>\$345. 00</b>
08 Printing and binding: Expenditures—1928, \$300; 1927, \$345; 1926, \$454.04.				
<b>Total under United States Geographic Board-----</b>			<b>3, 945. 00</b>	<b>345. 00</b>
<b>UNITED STATES SHIPPING BOARD</b>				
<b>Salaries and Expenses, United States Shipping Board—</b> <i>For seven commissioners at \$12,000 each per annum (acts Sept. 7, 1916, vol. 39, p. 728, secs. 1-26; June 5, 1920, vol. 41, pp. 998-1008, secs. 1-26; Apr. 22, 1926, vol. 44, p. 317)-----</i>			<b>84, 000. 00</b>	<b>84, 000. 00</b>
<i>For all other expenditures authorized by the act approved September 7, 1916, as amended, and by the act approved June 5, 1920, including the compensation of a secretary to the board, attorneys, officers, naval architects, special experts, examiners, and clerks, including one admiralty counsel at \$10,000 per annum, and other employees in the District of Columbia and elsewhere; and for all other expenses of the board, including the rental of quarters outside the District of Columbia, law books, books of reference, periodicals, and [actual and necessary] traveling expenses of members of the board, its special experts, and other employees, [or per diem in lieu of subsistence when allowed pursuant to section 13 of the sundry civil appropriation act approved August 1, 1914,] while upon official business away from their designated posts of duty, and for the employment by contract or otherwise of expert stenographic reporters for its official reporting work, and including the investigation of foreign discrimination against vessels and shippers of the United States and for the investigation of transportation of immigrants in vessels of the United States Shipping Board, [\$208,574] \$199,000, of which amount not to exceed [\$200,000] \$170,131 may be expended for personal services in the District of Columbia (same acts)-----</i>			<b>199, 000. 00</b>	<b>208, 574. 00</b>
			<b>283, 000. 00</b>	<b>292, 574. 00</b>
	Estimated expenditures, 1928 appropriation	Estimated expenditures, 1927 appropriation	Expended and obligated, 1926	
Departmental service:				
Salaries—				
Clerical, administrative, and fiscal service—				
Grade 14, \$7,500 and over—	Average—	Average—	Average—	
Commissioners-----	No. 7 Salary \$12, 000	No. 7 Salary \$12, 000	No. 6½ Salary \$12, 000	
Grade 12, \$5,200 to \$6,000; average, \$5,600—				
Senior administrative officer (secretary)-----	1 5, 200	1 5, 200	1½ 5, 368	
Grade 11, \$3,300 to \$5,000; average, \$4,400—				
Administrative officer (administrative assistant to chairman)-----	1 5, 000	1 5, 000	1 4, 200	
Assistant chief accountant and auditor-----	1 5, 000	1 5, 000	1 5, 000	
Grade 10, \$3,300 to \$3,900; average, \$3,600—				
Junior administrative officer (assistant secretary)-----	1 3, 300	1 3, 300	1½ 3, 581	
Grade 9, \$3,000 to \$3,600; average, \$3,300—				
Senior administrative assistant (chief clerk)-----	1 3, 500	1 3, 500	1 3, 500	
Business specialist (assistant to chief statistician)-----	1 3, 000	1 3, 000	1 3, 000	



*Estimates of appropriations required for the service of the fiscal year ending June 30, 1928—Continued*

General object (title of appropriation), date of acts, references to Statutes at Large, or to Revised Statutes, and estimated amount required for each detailed object				Total amount to be appropriated under each head of appropriation	Amount appropriated for the fiscal year ending June 30, 1927
<i>Salaries and Expenses, United States Shipping Board—Continued.</i>					
	Estimated expenditures, 1928 appropriation	Estimated expenditures, 1927 appropriation	Expended and obligated, 1926		
Departmental service—Continued.					
Salaries—Continued.					
Clerical, administrative and fiscal service—Con.					
Grade 8, \$2,700 to \$3,500; average, \$3,000—					
Administrative assistant (chief supply division)	Average— No. 1 Salary \$3,000	Average— No. 1 Salary \$3,000	Average— No. 1 Salary \$3,000		
Grade 7, \$2,400 to \$3,000; average, \$2,700—	5 2,820	5 2,820	6½ 2,929		
Junior administrative assistants	3 2,467	3 2,467	3 2,467		
Grade 6, \$2,100 to \$2,700; average, \$2,400—	1 2,600	1 2,600	1 2,600		
Principal clerks	2½ 2,140	3½ 2,094	2½ 2,255		
Principal clerk-stenographer	1 1,860	1 1,860	1 1,860		
Grade 5, \$1,860 to \$2,400; average, \$2,111.42—	3 1,840	5 1,776	3 1,820		
Senior clerks	1 1,920	1 1,920	1 1,880		
Senior transportation, rate, and traffic clerk	3 1,720	3 1,720	4½ 1,693		
Grade 4, \$1,680 to \$2,040; average, \$1,860—	6 1,670	6 1,670	5 1,704		
Clerks	5 1,560	5 1,560	4½ 1,491		
Chief stenographer	4 1,530	6 1,460	5½ 1,428		
Grade 3, \$1,500 to \$1,860; average, \$1,680—	14 1,393	14 1,393	12½ 1,382		
Senior stenographers	1 1,440	1 1,440	1 1,440		
Assistant clerks	4 1,320	4 1,320	4 1,318		
Grade 2, \$1,320 to \$1,680; average, \$1,500—	3 1,320	3 1,320	3 1,320		
Junior stenographers			½ 1,140		
Senior typists					
Junior clerks					
Junior operator office devices					
Grade 1, \$1,140 to \$1,500; average, \$1,320—					
Underclerks					
Underoperators office devices					
Junior typist					
Professional and scientific services—					
Grade 6, \$6,000 to \$7,500; average, \$6,750—	2 8,750	2 8,750	1½ 8,303		
Chief attorneys	1 5,200	1 5,200	½ 5,200		
Grade 5, \$5,200 to \$6,000; average, \$5,600—	2 4,500	2 4,500	2½ 4,414		
Senior attorney	½ 4,200	½ 4,200	½ 4,200		
Grade 4, \$3,800 to \$5,000; average, \$4,400—	2 2,700	2 2,700	2 2,700		
Attorneys	1 2,000	1 2,000	1 2,000		
Economic analyst					
Grade 2, \$2,400 to \$3,000; average, \$2,700—					
Assistant attorneys					
Grade 1, \$1,860 to \$2,400; average, \$2,111.42—					
Junior librarian					
Subprofessional service—					
Grade 3, \$1,680 to \$2,040; average, \$1,860—			½ 1,800		
Chief draftsman	1 1,620	1 1,620	½ 1,554		
Grade 4, \$1,500 to \$1,860; average, \$1,680—			½ 1,560		
Junior draftsman					
Grade 3, \$1,320 to \$1,680; average, \$1,500—					
Assistant draftsman					
Custodial service—					
Grade 7, \$1,680 to \$2,040; average, \$1,860—	1 1,980	1 1,980	1 1,980		
Senior mechanic	1 1,200	1 1,200	1 1,200		
Grade 4, \$1,140 to \$1,500; average, \$1,320—	2 1,080	2 1,080	2 1,080		
Assistant foreman of laborers	3 960	3 960	3 930		
Grade 3, \$1,020 to \$1,260; average, \$1,140—					
Senior laborers					
Grade 2, \$900 to \$1,140; average, \$1,020—					
Junior laborers					
Total number of employees	85½ 254,131.00	90½ 262,131.00	89½ 263,057.00		
01 Total salaries, departmental service					
The difference between 1927 and 1928 is due to decrease in force, \$8,000.					
Supplies and materials:					
0200 Stationery and office supplies	5,800.00	5,800.00	11,170.81		
0220 Scientific and educational supplies	200.00	200.00	265.02		
0230 Fuel	200.00	200.00	231.70		
0280 Sundry supplies	200.00	200.00	150.80		
02 Total supplies and materials	6,400.00	6,400.00	11,818.33		
Communication service:					
0500 Telegraph service	500.00	500.00	419.12		
0510 Telephone service	3,000.00	3,000.00	6,402.38		
05 Total communication service	3,500.00	3,500.00	6,821.50		
06 Travel expenses	10,000.00	11,000.00	10,066.83		
11 Rents	5,000.00	5,000.00	5,591.15		
12 Repairs and alterations	300.00	300.00	350.51		
Equipment:					
3010 Furniture, furnishings, and fixtures	2,400.00	2,400.00	2,454.17		
3020 Educational, scientific, and recreational equipment	800.00	800.00	787.36		
3050 Other equipment	469.00	469.00	331.62		
30 Total equipment	3,669.00	3,669.00	3,573.15		
Reserve		574.00			
Total	263,000.00	292,574.00	301,278.69		

*Estimates of appropriations required for the service of the fiscal year ending June 30, 1928—Continued*

General object (title of appropriation), date of acts, references to Statutes at Large, or to Revised Statutes, and estimated amount required for each detailed object				Total amount to be appropriated under each head of appropriation	Amount appropriated for the fiscal year ending June 30, 1927
<b>Printing and Binding, United States Shipping Board—</b> For all printing and binding for the United States Shipping Board, including all of its bureaus, offices, institutions, and services located in Washington, District of Columbia, and elsewhere ( <i>act Mar. 20, 1922, vol. 42, p. 436, sec. 1; Apr. 22, 1926, vol. 44, p. 317</i> )				\$7,000.00	\$6,000.00
	Estimated expenditures, 1928 appropriation	Estimated expenditures, 1927 appropriation	Expended and obligated, 1926		
02011 Forms, letterheads, etc.	\$200.00	\$200.00	\$364.72		
08 Annual Report, United States Shipping Board	1,800.00	1,800.00	1,811.95		
08 Report on water-borne commerce by United States ports	3,000.00	3,000.00	3,221.65		
08 Special reports, Bureau of Research	1,400.00	400.00	1,020.88		
08 Publications, subscriptions, and binding	600.00	600.00	673.01		
Total	7,000.00	6,000.00	7,992.21		
<b>Emergency Shipping Fund—</b> For expenses of the United States Shipping Board Emergency Fleet Corporation during the fiscal year ending June 30, [1927] 1928, for administrative purposes, miscellaneous adjustments, losses due to the maintenance and operation of ships, for the repair of ships and for carrying out the provisions of the merchant marine act, 1920, (a) the amount on hand July 1, [1926] 1927, but not in excess of the sums sufficient to cover all obligations incurred prior to July 1, [1926] 1927 and then unpaid; (b) [\$13,900,000] \$12,000,000; (c) the amount received during the fiscal year ending June 30, [1927] 1928, from the operation of ships: <i>Provided</i> , That no part of these sums shall be used for the payment of claims other than those resulting from current operation and maintenance; (d) so much of the total proceeds of all sales pertaining to liquidation received during the fiscal year [1927] 1928, but not exceeding \$3,000,000, as is necessary to meet the expenses of liquidation, including also the cost of the tie-up and the salaries and expenses of the personnel directly engaged in liquidation: <i>Provided</i> , That no part of this sum shall be used for the payment of claims ( <i>acts Sept. 7, 1916, vol. 39, p. 728, sec. 11; June 5, 1920, vol. 41, p. 891, sec. 1; Mar. 4, 1921, vol. 41, p. 1382, sec. 1; June 16, 1921, vol. 42, p. 35, sec. 1; Aug. 24, 1921, vol. 42, p. 192, sec. 1; June 12, 1922, vol. 42, p. 647, sec. 1; Feb. 13, 1923, vol. 42, p. 1241, sec. 1; June 7, 1924, vol. 43, pp. 530, 531; Apr. 22, 1926, vol. 44, p. 317</i> )				12,000,000.00	13,900,000.00
[To enable the United States Shipping Board Emergency Fleet Corporation to operate ships or lines of ships which have been or may be taken back from the purchasers by reason of competition or other methods employed by foreign shipowners or operators, \$10,000,000: <i>Provided</i> , That no expenditures shall be made from this sum without the prior approval of the President of the United States]					10,000,000.00
The unexpended balance of the appropriation of \$10,000,000 contained in the act entitled "An act making appropriations for the Executive Office and sundry independent executive bureaus, boards, commissions, and offices for the fiscal year ending June 30, 1927, and for other purposes," approved April 22, 1926, to enable the United States Shipping Board Emergency Fleet Corporation to operate ships or lines of ships which have been or may be taken back from the purchasers by reason of competition or other methods employed by foreign shipowners or operators, is hereby extended and made available until June 30, 1928: <i>Provided</i> , That no expenditures shall be made from this sum without the prior approval of the President of the United States.					
That portion of the special claims appropriation contained in the independent offices appropriation act for the fiscal year 1923, committed prior to July 1, 1923, and remaining unexpended on June 30, [1926,] 1927, shall continue available until June 30, [1927,] 1928, for the same purposes and under the same conditions.					
No part of the sums appropriated in this act shall be used to pay the compensation of any attorney, regular or special, for the United States Shipping Board or the United States Shipping Board Emergency Fleet Corporation unless the contract of employment has been approved by the Attorney General of the United States.					
No officer or employee of the United States Shipping Board or the United States Shipping Board Emergency Fleet Corporation shall be paid a salary or compensation at a rate per annum in excess of \$10,000, except the following: One at not to exceed \$18,000, three at not to exceed \$15,000 each, and one at not to exceed \$12,000: <i>Provided</i> , That no more than \$1,700,000 may be expended for personal services in the District of Columbia.					

*Estimates of appropriations required for the service of the fiscal year ending June 30, 1928—Continued*

General object (title of appropriation), date of acts, references to Statutes at Large, or to Revised Statutes, and estimated amount required for each detailed object	Total amount to be appropriated under each head of appropriation	Amount appropriated for the fiscal year ending June 30, 1927
<p><b>Emergency Shipping Fund—Continued.</b></p> <p>No part of the sums appropriated in this act shall be available for the payment of certified public accountants, their agents or employees, and all auditing of every nature requiring the services of outside auditors shall be furnished through the Bureau of Efficiency: <i>Provided</i>, That nothing herein contained shall limit the United States Shipping Board or the United States Shipping Board Emergency Fleet Corporation from employing outside auditors to audit claims in litigation for or against the United States Shipping Board or the United States Shipping Board Emergency Fleet Corporation.</p> <p>No part of the funds of the United States Shipping Board Emergency Fleet Corporation shall be available for the rent of buildings in the District of Columbia during the fiscal year [1927] 1928 if suitable space is provided for said corporation by the Public Buildings Commission.</p>		
<p>Total, Shipping Board and Emergency Fleet Corporation-----</p>	<p>\$12, 290, 000. 00</p>	<p>\$24, 198, 574. 00</p>
<p>UNITED STATES VETERANS' BUREAU</p> <p><b>Salaries and Expenses, Veterans' Bureau—</b></p> <p>For carrying out the provisions of an act entitled "An act to establish a Veterans' Bureau and to improve the facilities and services of such bureau and to further amend and modify the war risk insurance act approved August 9, 1921," and to carry out the provisions of the act entitled "World War veterans' act, 1924," approved June 7, 1924, as amended, and for administrative expenses in carrying out the provisions of the World War adjusted-compensation act of May 19, 1924, including salaries of personnel in the District of Columbia and elsewhere in accordance with the classification act of 1923, and expenses of the central office at Washington, District of Columbia, and regional offices and suboffices, and including salaries, stationery, and minor office supplies, furniture, equipment and supplies, rentals and alterations, heat, light, and water, miscellaneous expenses, including telephones, telegrams, freight, express, law books, books of reference, periodicals, ambulance service, towel service, laundry service, repairs to equipment, storage, ice, taxi service, car fare, stamps and box rent, traveling and subsistence, including <i>not to exceed \$3,000</i> for the expenses, except membership fees, of employees detailed by the director to attend meetings of associations for the promotion of medical science and annual national conventions of such organizations as may be recognized by the director in the presentation or adjudication of claims under authority of section 500 of the World War veterans' act as amended, salaries and expenses of employees engaged in field investigation, passenger-carrying and other motor vehicles, including purchase, maintenance, repairs, and operation of same, salaries and operating expenses of the Arlington Building and annex, including repairs and mechanical equipment, fuel, electric current, ice, ash removal, and miscellaneous items; and including the salaries and allowances, where applicable, wages, travel and subsistence of civil employees at the United States Veterans' hospitals, supply depots, dispensaries, and clinics, including the furnishing and [laundrying] laundering of white duck suits, and white canvas shoes to employees whose duties make necessary the wearing of same, [\$44,000,000] \$42,500,000: <i>Provided</i>, That physicians, dentists, and nurses of the medical service of the United States Veterans' Bureau, in addition to their compensation, when transferred from one official station to another for permanent duty, may be allowed, within the discretion and under written order of the director, the expenses incurred for packing, crating, drayage, and transportation of their household effects and other personal property not exceeding in all 5,000 pounds: <i>Provided further</i>, That on the first day of each regular session of Congress the Director of the Veterans' Bureau shall transmit to the President of the Senate and the Speaker of the House of Representatives a statement giving in detail (a) the total number of positions at a rate of \$2,000 or more per annum, (b) the rate of salary attached to each position, (c) the number of positions at each rate in the central office and in each regional office or suboffice and hospital, and (d) a brief statement of the duties of each position.</p> <p>Such portion of this appropriation as may be necessary shall be allotted from time to time by the United States Veterans' Bureau to the Public Health Service and shall be available for expenditure by the Public Health Service for necessary personnel, the pay and allowances and travel of commissioned officers of the Public Health Service detailed to the United States Veterans' Bureau for duty (<i>acts Mar. 3, 1919, vol. 40, p. 1302; Aug. 9, 1921, vol. 42, pp. 147, 149, sec. 8; June 12, 1922, vol. 42, pp. 635, 648; Feb. 13, 1923, vol. 42, pp. 1227, 1243; June 7, 1924, vol. 43, pp. 521, 532; Mar. 3, 1925, vol. 43, p. 1210; Apr. 22, 1926, vol. 44, pp. 319-320; July 2, 1926, vol. 44, p. 790</i>)-----</p>	<p>42, 500, 000. 00</p>	<p>44, 000, 000. 00</p>

## Estimates of appropriations required for the service of the fiscal year ending June 30, 1928—Continued

General object (title of appropriation), date of acts, references to Statutes at Large, or to Revised Statutes, and estimated amount required for each detailed object	Total amount to be appropriated under each head of appropriation		Amount appropriated for the fiscal year ending June 30, 1927
<i>Salaries and Expenses, Veterans' Bureau—Continued.</i>			
	Estimated expenditures, 1928 appropriation	Estimated expenditures, 1927 appropriation	Expended and obligated, 1926
Departmental service:			
Salaries—			
Clerical, administrative, and fiscal service—			
Grade 14, \$7,500 and over—	Average— No. 1 Salary \$12,000	Average— No. 1 Salary \$12,000	Average— No. 1 Salary \$10,000
Special executive officer, director.....	1 7,500	1 7,500	
Grade 14, \$7,500 and over—			
Special executive officer, assistant director.....	1 7,500	1 7,500	
Grade 13, \$6,000 to \$7,500; average, \$6,750—			
Executive officers, assistant directors.....	3 6,750	3 6,750	5½ 7,240
Grade 12, \$5,200 to \$6,000; average, \$5,600—			
Senior administrative officers.....	10 5,600	10 5,600	7½ 5,480
Grade 11, \$3,800 to \$5,000; average, \$4,400—			
Administrative officers.....	23 4,400	23 4,300	15½ 4,284
Assistant chief investigators.....	4 4,400	4 4,400	6 4,400
Grade 10, \$3,300 to \$3,900; average, \$3,600—			
Junior administrative officers.....	19 3,600	19 3,600	11 3,518
Grade 9, \$3,000 to \$3,600; average, \$3,300—			
Senior administrative assistants.....	52 3,300	52 3,100	20½ 3,121
Traffic manager.....	1 3,300	1 3,300	1 3,300
Investigators.....	12 3,300	12 3,300	12 3,300
Grade 8, \$2,700 to \$3,300; average, \$3,000—			
Administrative assistants.....	26 3,000	26 3,000	33½ 2,960
Grade 7, \$2,400 to \$3,000; average, \$2,700—			
Junior administrative assistants.....	143 2,700	143 2,500	49½ 2,564
Assistant investigator.....	1 2,700	1 2,700	1 2,700
Assistant chief translators.....	2 2,700	2 2,700	2 2,700
Grade 6, \$2,100 to \$2,700; average, \$2,400—			
Principal clerks.....	44 2,400	44 2,400	150½ 2,254
Grade 5, \$1,680 to \$2,400; average, \$2,111.42—			
Senior clerks.....	111 2,111	111 2,111	118½ 2,020
Head stenographers.....	19 2,111	22 2,111	9 2,150
Senior clerk-stenographers.....	13 2,111	13 2,111	12 2,040
Senior transportation, rate and traffic clerk.....	1 2,111	1 2,111	1 2,100
Senior investigating assistant.....	1 2,111	1 2,111	1 2,200
Senior translators.....	2 2,111	2 2,111	2 2,250
Grade 4, \$1,680 to \$2,040; average, \$1,860—			
Clerks.....	260 1,860	270 1,800	279½ 1,815
Principal stenographers.....	12 1,860	16 1,860	19 1,920
Clerk-stenographers.....	36 1,860	36 1,860	36 1,860
Head operators (office devices).....	2 1,860	2 1,860	2 1,800
Translators.....	2 1,860	2 1,860	2 1,920
Office draftsmen.....	6 1,860	6 1,860	7 1,800
Transportation, rate and traffic clerk.....	1 1,860	1 1,860	1 1,860
Grade 3, \$1,500 to \$1,860; average, \$1,680—			
Assistant clerks.....	921 1,680	933 1,620	972½ 1,662
Head typists.....	2 1,680	3 1,680	3 1,680
Senior stenographers.....	164 1,680	164 1,600	152½ 1,645
Assistant clerk-stenographers.....	28 1,680	32 1,680	38 1,650
Senior operators (office devices).....	14 1,680	14 1,680	14 1,620
Assistant translators.....	2 1,680	2 1,680	2 1,740
Grade 2, \$1,320 to \$1,680; average, \$1,500—			
Junior clerks.....	600 1,500	613 1,440	627½ 1,491
Senior typists.....	95 1,500	95 1,500	98 1,510
Junior stenographers.....	189 1,500	244 1,475	303½ 1,473
Junior clerk-typists.....	35 1,500	41 1,500	47 1,480
Junior clerk-stenographers.....	14 1,500	17 1,500	20 1,450
Junior operators (office devices).....	53 1,500	60 1,500	68 1,445
Grade 1, \$1,140 to \$1,500; average, \$1,320—			
Underclerks.....	267 1,320	301 1,320	336 1,338
Junior typists.....	88 1,320	104 1,320	121 1,310
Underclerk-typists.....	5 1,320	23 1,320	38 1,330
Under operators (office devices).....	41 1,320	51 1,320	58 1,324
Professional and scientific service—			
Grade 7, \$7,500 and over—			
Special attorney.....	1 7,500	1 7,500	
Special medical officer.....	1 7,500	1 7,500	
Grade 6, \$6,000 to \$7,500; average, \$6,750—			
Chief medical officer.....	1 6,750	1 6,200	1 7,500
Chief attorneys.....	2 6,750	2 6,200	1 7,500
Chief engineer.....	1 6,750	1 6,200	
Grade 5, \$5,200 to \$6,000; average, \$5,600—			
Senior medical officers.....	10 5,600	10 5,600	10½ 5,488
Senior engineer.....	1 5,600	1 5,600	1 5,600
Senior attorneys.....	8 5,600	8 5,500	5 5,550
Grade 4, \$3,800 to \$5,000; average, \$4,400—			
Dentist.....	5 4,400	5 4,400	5 4,300
Medical officers.....	33 4,400	33 4,100	31½ 4,118
Engineers.....	12 4,400	12 4,400	12½ 4,240
Attorneys.....	38 4,400	38 4,300	26½ 4,370
Educationist.....	1 4,400	1 4,400	1 4,400
Grade 3, \$3,000 to \$3,500; average, \$3,300—			
Associate medical officers.....	2 3,300	5 3,300	5½ 3,250
Associate engineers.....	37 3,300	37 3,200	34½ 3,106
Associate attorneys.....	23 3,300	23 3,300	21½ 3,320
Associate educationists.....	1 3,300	3 3,300	3 3,266
Grade 2, \$2,400 to \$3,000; average, \$2,700—			
Assistant engineers.....	28 2,700	31 2,700	35 2,562
Assistant attorneys.....	9 2,700	9 2,500	1½ 2,640
Assistant librarian.....	1 2,700	1 2,700	1 2,700
Grade 1, \$1,660 to \$2,400; average, \$2,111.42—			
Junior attorneys.....	1 2,111	1 2,111	1½ 1,915

*Estimates of appropriations required for the service of the fiscal year ending June 30, 1928—Continued*

General object (title of appropriation), date of acts, references to Statutes at Large, or to Revised Statutes, and estimated amount required for each detailed object	Estimated expenditures, 1928 appropriation		Estimated expenditures, 1927 appropriation		Total amount to be appropriated under each head of appropriation	Amount appropriated for the fiscal year ending June 30, 1927
Salaries and Expenses, Veterans' Bureau—Continued.						
Departmental service—Continued.						
Salaries—Continued.						
Subprofessional service—						
Grade 8, \$2,400 to \$3,000; average, \$2,700—	Average—		Average—		Average—	
Superintendent of dietitians.....	No. 1	Salary \$2,700	No. 1	Salary \$2,700	No. 1	
Superintendent of nurses.....	1	2,700	1	2,700	1	
Assistant director of gardens.....	1	2,700	1	2,700	1	
Grade 7, \$2,100 to \$2,700; average, \$2,400—						
Principal library assistant.....	1	2,400	1	2,400	1	
Grade 6, \$1,860 to \$2,400; average, \$2,111.42—						
Senior engineering draftsman.....	18	2,111	18	2,111	18	
Senior medical technician.....	1	2,111	1	2,111	1	
Senior social service worker.....	1	2,111	1	2,111	1	2,100
Assistant chief nurse.....	1	2,111	1	2,111	1	2,100
Grade 5, \$1,680 to \$2,040; average, \$1,860—						
Engineering draftsman.....	1	1,860	1	1,860	1	1,731
Grade 4, \$1,500 to \$1,860; average, \$1,680—						
Nurse.....					1	1,646
Grade 3, \$1,320 to \$1,680; average, \$1,500—						
Junior engineering draftsman.....	2	1,500	2	1,500	2	1,498
Custodial service—						
Grade 10, \$2,400 to \$3,000; average, \$2,700—						
Chief mechanical superintendent.....	1	2,700	1	2,700	1	2,555
Grade 8, \$1,860 to \$2,400; average, \$2,111.42—						
Principal mechanics.....	1	2,111	1	2,111	1	2,150
Grade 7, \$1,680 to \$2,040; average, \$1,860—						
Senior mechanics.....	6	1,860	6	1,860	6	2,009
Assistant chief guard.....	1	1,860	1	1,860	1	1,860
Grade 6, \$1,500 to \$1,860; average, \$1,680—						
General foreman of labor.....	1	1,680	1	1,680	1	1,680
Mechanics.....	25	1,680	25	1,680	25	1,606
Grade 5, \$1,320 to \$1,680; average, \$1,500—						
Foremen of labor.....	3	1,500	3	1,500	1	1,455
Grade 4, \$1,140 to \$1,500; average, \$1,320—						
Head messenger.....	1	1,320	1	1,320	1	1,320
Undermechanics.....	6	1,320	6	1,320	9	1,280
Assistant foreman of labor.....	1	1,320	1	1,320	1	1,320
Grade 3, \$1,020 to \$1,260; average, \$1,140—						
Messengers.....	133	1,140	139	1,140	146	1,116
Messenger-file clerk.....	1	1,140	1	1,140	1	1,140
Senior laborers.....	16	1,140	16	1,140	18	1,176
Minor mechanics.....	17	1,140	17	1,140	17	1,151
Guards (watchmen).....	27	1,140	27	1,140	28	1,142
Grade 2, \$900 to \$1,140; average, \$1,020—						
Junior laborers.....	77	1,020	77	1,020	82	978
Subordinate mechanics.....	18	1,020	18	1,020	18	1,026
Total number of employees.....	3,904		4,116		4,288	
Total salaries, departmental service.....	7,191,950.00		7,360,805.66		7,451,181.00	
Medical council, legal council, nurses, council, insular possessions, and field carried on central office rolls.....	82	114,541	82	114,541	67	107,041
Total.....	3,986	7,306,491.00	4,198	7,475,346.66	4,355	7,558,222.00
The difference between 1927 and 1928 is due to—						
Decrease in force.....	\$325,655.68					
Increase in salaries.....	156,800.02					
Net decrease.....	168,855.66					
Field service:						
Salaries and wages—						
Salary range, \$6,000 to \$7,500; average, \$6,750—						
Chief coordinators.....	2	6,600	2	6,600	2	6,600
Medical officers in charge.....	35	6,750	35	6,750	35	6,048
Salary range, \$5,200 to \$6,000; average, \$5,600—						
Chief coordinators.....	2	5,600	2	5,600	2	5,600
Area coordinators.....	5	5,319	5	5,319	7	5,268
Members board of appeals.....	2	5,232	2	5,232	2	5,232
Regional managers.....	4	5,600	4	5,600	2	5,204
Chiefs medical division.....			4	5,157	6	5,167
Regional dental officer.....			1	5,157	1	5,157
Examining specialists.....			11	5,134	23	5,134
Medical officers in charge.....	18	5,600	18	5,600	16	5,384
Assistant medical officers in charge.....	33	5,600	33	5,600	17	5,273
Medical specialists.....	13	5,600	7	5,600	74	5,151
Clinical directors.....	32	5,600	31	5,600	25	5,228
Salary range, \$3,800 to \$5,000; average, \$4,400—						
Area coordinators.....	19	4,379	19	4,379	22	4,349
Medical members board of appeals.....	2	5,000	2	5,000	2	5,000
Chairmen of group board of appeals.....	2	4,700	2	4,700	1	5,000
Chairmen board of appeals.....	5	4,280	5	4,280	4	4,767
Members board of appeals.....	25	4,189	25	4,190	23	4,171
Regional managers.....	50	4,400	50	4,200	34	4,158
Chiefs rehabilitation division.....			3	4,033	6	4,026
Employment officer.....					1	4,000
Medical examining specialists.....	151	4,400	159	4,200	273	4,053
Chief claims division.....			1	3,900	2	3,924

*Estimates of appropriations required for the service of the fiscal year ending June 30, 1928—Continued*

General object (title of appropriation), date of acts, references to Statutes at Large, or to Revised Statutes, and estimated amount required for each detailed object				Total amount to be appropriated under each head of appropriation	Amount appropriated for the fiscal year ending June 30, 1927
<i>Salaries and Expenses, Veterans' Bureau—Continued.</i>					
Field service—Continued.					
Salaries and wages—Continued.					
Salary range, \$3,800 to \$5,000; average, \$4,400—Con.	<i>Average—</i>	<i>Average—</i>	<i>Average—</i>		
	<i>No. Salary</i>	<i>No. Salary</i>	<i>No. Salary</i>		
Dental officers	9 4,400	13 4,338	29 4,105		
Regional medical officers	54 4,400	54 4,400	39 4,130		
Chiefs, general medical subdivision	26 4,400	26 4,200	44 4,169		
Chiefs, tuberculosis subdivision	27 4,400	27 4,200	45 3,802		
Chiefs, neuropsychiatric subdivision	27 4,400	27 4,200	40 4,260		
Vocational specialist	1 4,125	1 4,125	1 4,125		
Chiefs, service division	4 4,000	4 4,000	8 3,967		
Legal advisers	2 3,800	2 3,800	3 4,071		
Suboffice managers	4 4,200	4 4,200	6 4,078		
Chief supply and property custodian	1 4,000	1 4,000	1 4,000		
Medical officers in charge			2 4,750		
Assistant medical officers in charge	18 4,400	18 4,400	5 4,491		
Ward surgeon specialists	536 4,403	500 4,400	277 4,115		
Clinical directors	2 4,400	2 4,400	13 4,520		
Reconstruction officers	2 4,400	2 4,400	2 4,200		
Business executives	34 4,400	34 4,400	13 4,237		
Salary range, \$3,300 to \$3,900; average, \$3,600—					
Area coordinators	7 3,486	7 3,486	6 3,514		
Administrative assistant			1 3,350		
Chairmen of group, board of appeals			2 3,495		
Members board of appeals	7 3,308	7 3,451	6 3,719		
Representatives in charge	2 3,400	3 3,367	4 3,300		
Regional managers			9 3,500		
Legal advisers	4 3,600	6 3,500	6 3,415		
Medical members claims and rating board	95 3,600	47 3,668	1 3,700		
Vocational specialists		5 3,353	16 3,352		
Dental officers	74 3,600	83 3,536	92 3,446		
Medical examiners	168 3,600	193 3,560	238 3,521		
Chiefs service division	4 3,600	4 3,600	15 3,457		
Chiefs claims division	4 3,600	4 3,600	14 3,506		
Chiefs general medical subdivision		3 3,667	6 3,446		
Chiefs tuberculosis subdivision		1 3,600	3 3,600		
Chiefs neuropsychiatric subdivision		3 3,550	5 3,548		
Auditors		1 3,360	3 3,320		
Suboffice managers			5 3,427		
Chiefs personal service subdivision		2 3,425	4 3,425		
Executive officer			1 3,300		
Member of rehabilitation committee		1 3,300	1 3,300		
Claims reviewers		1 3,400	2 3,350		
Guardianship officer			1 3,300		
Cooperators		1 3,600	3 3,333		
Registration officer			1 3,300		
Rehabilitation assistants		3 3,500	5 3,330		
Correspondence clerk			1 3,500		
Statisticians and Budget officers		2 3,325	2 3,325		
Regional medical officer			1 3,400		
Medical specialists	9 3,589	8 3,600	32 3,447		
Ward surgeons	68 3,600	68 3,600	40 3,436		
Business executives	18 3,600	18 3,600	13 3,460		
Farm manager			1 3,660		
Assistant medical officers in charge			2 3,600		
Contact representative			1 3,300		
Clinical director			1 3,400		
Chiefs rehabilitation division	4 3,600	4 3,600	15 3,405		
Salary range, \$3,000 to \$3,600; average, \$3,300—					
Area coordinators	5 3,120	5 3,120	6 3,043		
Member board of appeals	1 3,100	1 3,100	1 3,200		
Secretary	1 3,200	1 3,200	1 3,200		
Regional manager			1 3,067		
Suboffice managers			4 3,133		
Employment officers		1 3,300	3 3,071		
Statisticians and Budget officers		1 3,000	2 3,060		
Chiefs, personal service subdivision		8 3,300	17 3,059		
Suboffice, medical officer			1 3,200		
Chairmen, claims and rating board			6 3,017		
Auditors		5 3,000	10 3,024		
Röntgenologist		1 3,000	1 3,000		
Special disbursing agents		3 3,200	6 3,000		
Chiefs, supply and property custodians		1 3,120	4 3,300		
Guardianship officers	3 3,300	4 3,300	5 3,050		
Dental officers	53 3,300	41 3,300	10 3,046		
Chiefs, service division	29 3,300	22 3,208	15 3,032		
Chiefs, claims division	29 3,300	22 3,245	14 3,040		
Chiefs, rehabilitation division	29 3,300	25 3,300	20 3,300		
Legal advisers	21 3,300	13 3,192	4 3,067		
Medical examiners (part time)	1 3,300	8 3,106	15 3,035		
Vocational specialists		11 3,100	32 3,031		
Claims reviewers		1 3,300	2 3,068		
Registration officers		4 3,000	8 3,000		
Rehabilitation assistants		12 3,000	22 3,012		
Psychologist			1 3,000		
Chief, records, mails, and files		1 3,000	1 3,000		
Chairmen, rehabilitation committee		1 3,100	4 3,050		
Medical specialists			9 3,026		
Associate engineers	4 3,300	4 3,300	5 3,000		
Business executives			9 3,000		
Laboratory experts	4 3,300	2 3,300	1 3,000		

*Estimates of appropriations required for the service of the fiscal year ending June 30, 1928—Continued*

General object (title of appropriation), date of acts, references to Statutes at Large, or to Revised Statutes, and estimated amount required for each detailed object	Estimated expenditures, 1928 appropriation		Estimated expenditures, 1927 appropriation		Expended and obligated, 1926		Total amount to be appropriated under each head of appropriation	Amount appropriated for the fiscal year ending June 30, 1927
<i>Salaries and Expenses, Veterans' Bureau—Continued.</i>								
Field service—Continued.	Average—		Average—		Average—			
Salaries and wages—Continued.	No.	Salary	No.	Salary	No.	Salary		
Salary range, \$2,700 to \$3,300; average, \$3,000—	1	\$2,700	1	\$2,700	1	\$2,700		
Assistant representative in charge.....					1	2,740		
Regional manager.....					1	2,700		
Suboffice manager.....					1	2,700		
Chief, personal service subdivision.....			1	2,700	1	2,700		
Chiefs, service division.....	20	3,000	16	2,844	11	2,718		
Chiefs, rehabilitation division.....	14	3,000	13	2,829	11	2,735		
Chiefs, claims division.....	21	3,000	17	2,918	13	2,813		
Guardianship officers.....	13	3,000	7	3,200	2	2,725		
Auditors.....	4	3,000	6	2,833	8	2,756		
Claims reviewers.....	51	3,000	34	2,979	17	2,744		
Special disbursing agents.....			3	2,700	6	2,754		
Vocational specialists.....	42	3,000	39	2,750	39	2,743		
Rehabilitation assistants.....			12	2,800	45	2,742		
Legal advisers.....	15	3,000	10	2,940	5	2,720		
Medical examiners (part time).....	8	2,944	6	3,033	4	2,773		
Claims examiners.....	69	3,000	35	2,750	11	2,753		
Cooperators.....			11	2,700	21	2,739		
Administrative assistants.....			1	2,700	2	2,715		
Chiefs, supply and property custodians.....			1	3,100	6	2,772		
Chief, transfer and consolidation section.....					1	2,740		
Chief, personnel section.....			1	2,700	1	2,700		
Statisticians and Budget officers.....			1	3,000	3	2,729		
Chairmen, rehabilitation committee.....			2	2,900	4	2,751		
Chairmen, claims and rating board.....			4	3,100	8	2,756		
Employment officers.....			6	2,750	12	2,759		
Registration officers.....			6	2,733	12	2,751		
Secretary.....			1	2,700	1	2,750		
Business executives.....					14	2,924		
Personnel officers.....					5	2,736		
Medical specialists.....	8	3,000	8	3,000	4	3,000		
Laboratorians in bacteriology.....					2	2,905		
Laboratorian in roentgenology.....					1	2,710		
Fire chief.....					1	3,000		
Occupational members claims and rating board.....	58	3,000						
Salary range, \$2,400 to \$3,000; average, \$2,700—								
Area coordinators.....	2	2,550	2	2,550	1	2,550		
Engineer.....			1	2,500	1	2,440		
Administrative assistants.....			2	2,450	4	2,470		
Chiefs rehabilitation division.....			4	2,635	8	2,648		
Chiefs claims division.....			5	2,458	10	2,457		
Chiefs service division.....			5	2,468	10	2,468		
Claims examiners.....			17	2,435	33	2,439		
Claims reviewers.....			13	2,485	26	2,487		
Chiefs supply and property custodian.....			4	2,475	10	2,532		
Chiefs personnel and assistant.....			4	2,400	7	2,428		
Chief medical section.....			1	2,400	1	2,400		
Chief transfer and consolidation.....					1	2,400		
Substation managers.....			1	2,800	2	2,550		
Legal advisers.....			3	2,867	7	2,487		
Member rehabilitation committee.....			1	2,600	3	2,508		
Dental officer.....					1	2,400		
Dental mechanics.....			2	2,600	2	2,400		
Employment officers and assistants.....			12	2,482	23	2,492		
Chairmen, Claims and Rating Board.....			5	2,480	9	2,479		
Ex-ray technicians and laboratorians.....			3	2,733	10	2,473		
Chief nurses.....			1	2,600	2	2,450		
Orthopedic appliance makers.....			2	2,550	5	2,420		
Social service worker.....			1	2,400	1	2,400		
Correspondence reviewer.....					1	2,400		
Bookkeeper.....					1	2,400		
Supervisor.....			1	2,540	1	2,540		
Secretaries.....			3	2,420	6	2,420		
Special disbursing agents and assistants.....	3	2,700	7	2,629	12	2,508		
Statisticians and Budget officers.....	4	2,700	5	2,520	5	2,512		
Guardianship officers and assistants.....	3	2,700	8	2,434	12	2,468		
Utility officer.....					1	2,800		
Auditors.....	30	2,700	26	2,454	19	2,458		
Registration officers and assistants.....			7	2,571	14	2,507		
Chiefs personal service subdivision.....	2	2,700	2	2,600	2	2,500		
Medical examiners (part time).....	8	2,690	42	2,414	75	2,409		
Regional manager.....					1	2,450		
Rehabilitation assistants.....			125	2,470	311	2,474		
Cooperators.....			39	2,463	78	2,463		
Vocational specialists.....			27	2,537	53	2,514		
Intern.....	1	2,700	1	2,700	1	2,400		
Attending specialists (part time).....	5	2,740	5	2,740	2	2,640		
Junior medical officer.....	1	2,700	1	2,700	1	2,400		
Superintendents buildings and grounds.....	3	2,700	3	2,700	1	2,940		
Chief engineers.....	19	2,700	19	2,700	1	2,800		
Laboratorians in bacteriology.....					6	2,470		
Personnel officers.....					22	2,541		
Contact representatives.....					4	2,453		
Business executive.....					1	2,800		
Superintendent of fire-alarm system.....	1	2,700	1	2,700				
Farm superintendents.....	4	2,700	4	2,700				

*Estimates of appropriations required for the service of the fiscal year ending June 30, 1928—Continued*

General object (title of appropriation), date of acts, references to Statutes at Large, or to Revised Statutes, and estimated amount required for each detailed object	Estimated expenditures, 1928 appropriation		Estimated expenditures, 1927 appropriation		Expended and obligated, 1926		Total amount to be appropriated under each head of appropriation	Amount appropriated for the fiscal year ending June 30, 1927
<i>Salaries and Expenses, Veterans' Bureau—Continued.</i>								
Field service—Continued.								
Salaries and wages—Continued.								
Salary range, \$2,100 to \$2,700; average, \$2,400—	<i>Average—</i>		<i>Average—</i>		<i>Average—</i>			
	No.	Salary	No.	Salary	No.	Salary		
Area coordinator					8	\$2,280		
Secretaries	1	\$2,240	4	\$2,160	8	2,204		
Contact representative	1	2,300	1	2,300	1	2,540		
Supervisors	1	2,300	2	2,250	4	2,194		
Foreman of machine shop					1	2,240		
Auditors	70	2,400	65	2,382	11	2,135		
Assistant auditors	3	2,400	7	2,266	9	2,203		
Claims examiners	108	2,400	86	2,180	78	2,180		
Statisticians and Budget officers	23	2,400	16	2,244	7	2,160		
Special disbursing agents	28	2,400	21	2,390	15	2,135		
Chiefs personal service subdivision	26	2,400	14	2,386	2	2,220		
Chiefs supply and property custodian	38	2,400	40	2,404	28	2,307		
Chiefs records, mails and files	3	2,400	3	2,400	4	2,223		
Chiefs, follow-up nurse	18	2,400	12	2,350	5	2,163		
Rehabilitation assistants	41	2,400	37	2,346	33	2,241		
Employment officer					1	2,200		
Registration officer					1	2,100		
Chiefs, personal subdivision	3	2,400	3	2,400	3	2,150		
Medical examiners (part time)	53	2,406	29	2,406	5	2,175		
Cooperators			14	2,180	47	2,187		
X-ray technicians	1	2,400	6	2,417	11	2,163		
Laboratory technicians	2	2,400	8	2,163	20	2,240		
Chiefs, claims division, and assistants			2	2,125	3	2,197		
Chief, medical subsection					1	2,100		
Chief, service subsection					1	2,100		
Administrative assistants			1	2,200	1	2,307		
Legal advisers			3	2,200	5	2,186		
Vocational specialists			1	2,150	3	2,210		
Claims reviewers			3	2,267	6	2,180		
Dental examiner (part time)					1	2,100		
Dental mechanics			3	2,167	5	2,188		
Pharmacists			6	2,233	12	2,187		
Chairmen, claims and rating boards					7	2,196		
Guardianship officers			2	2,325	3	2,186		
Clinical nurse					1	2,100		
Orthopedic appliance makers			1	2,160	2	2,135		
Clerks					8	2,133		
Surgeon's assistant					1	2,240		
Typist			1	2,150	1	2,150		
Labor foreman					1	2,200		
Machinist			1	2,240	1	2,240		
Painter					1	2,100		
Social service worker			1	2,200	1	2,100		
Suboffice manager					1	2,270		
Landscape gardener					1	2,400		
Attending specialists physiotherapy	43	2,449	35	2,400	28	2,419		
Chief aids	49	2,400	49	2,400	31	2,359		
Chief dietitians	52	2,400	52	2,400	36	2,367		
Chief nurses	52	2,400	52	2,400	42	2,398		
Personnel officers					16	2,454		
Superintendents of buildings and grounds	1	2,400	1	2,400	3	2,414		
Chief engineers	11	2,400	11	2,400	14	2,590		
Superintendent of laundry	1	2,400	1	2,400	1	2,400		
Physical directors					5	2,377		
Assistant chief nurse					1	2,400		
Interns					2	2,400		
Salary range, \$1,860 to \$2,400; average, \$2,100—								
Secretaries	14	2,041	17	2,052	19	1,985		
Stenographers	7	1,946	7	1,946	5	1,888		
Reporter	1	1,860	1	1,860	1	1,860		
Transit clerk	1	1,920	1	1,920	1	1,920		
Supervisors	3	1,940	5	1,929	6	1,932		
Chief clerks					1	2,040		
Storekeepers	1	1,860			3	1,908		
Assistant representatives in charge	1	1,920	1	1,920	1	1,973		
Stock clerk	2	1,960	2	1,960	2	1,960		
Carpenters	2	1,860	2	1,860	5	1,933		
Assistant storekeeper	1	1,920	1	1,920	1	1,920		
Machinist					1	2,040		
Assistant chief cooks					4	2,018		
Surgeon's assistant					1	1,860		
Teachers			3	1,880	5	1,972		
Skilled laborers			1	1,890	2	1,895		
Claims reviewer			1	2,000	1	2,000		
Registration officer					1	1,980		
Administrative assistants	3	2,100	3	2,100	3	2,167		
Clerks			8	1,908	14	1,912		
Attending specialists, physiotherapy	34	2,075	28	2,075	11	2,030		
Assistant chief nurses	32	2,100	32	2,100	30	2,046		
Head nurses	301	2,100	280	2,100	142	1,916		
Assistant chief aids	29	2,100	24	2,100	19	2,036		
Head aids	81	2,100	80	2,100	41	1,992		
Assistant chief dietitians	22	2,100	20	2,100	20	1,950		
Head dietitians	17	2,100	14	2,100	7	1,864		
Chief aids					6	2,032		
Librarians	3	2,100	3	2,100	12	2,011		
Chief dietitians					9	2,087		
Physical directors	3	2,100	3	2,100	1	1,953		
Supervisors of attendants	9	2,100	9	2,100	1	2,100		
Masons					2	2,025		
Chief cooks	55	2,100	55	2,100	26	2,145		



*Estimates of appropriations required for the service of the fiscal year ending June 30, 1928—Continued*

General object (title of appropriation), date of acts, references to Statutes at Large, or to Revised Statutes, and estimated amount required for each detailed object

Total amount to be appropriated under each head of appropriation

Amount appropriated for the fiscal year ending June 30, 1927

*Salaries and Expenses, Veterans' Bureau—Continued.*

	Estimated expenditures, 1928 appropriation	Estimated expenditures, 1927 appropriation	Expended and obligated, 1926
Field service—Continued.			
Salaries and wages—Continued.			
Salary range, \$1,860 to \$2,400; average, \$2,100—Con.			
Mess superintendents	Average— No. 15 Salary \$2,100	Average— No. 15 Salary \$2,100	Average— No. 13½ Salary \$2,136
Personnel officers	4 2,100	4 2,100	2 2,100
Superintendents of buildings and grounds	2 2,100	2 2,100	2 2,206
Chief engineers	14½ 2,100	14 2,100	12½ 2,200
Engineers	5 2,100	5 2,100	1 2,300
Assistant engineers	1 2,100	1 2,100	1 2,295
Chief electrician	3 2,100	3 2,100	1 2,400
Landscape gardeners	13½ 2,100	13 2,100	1 2,345
Superintendents of laundry	3 2,100	3 2,100	2 2,000
Suboffice manager	3 2,100	3 2,100	2 1,965
Chiefs, personal service subdivision			1 2,040
Chief, claims division			6 1,942
Auditors	48 2,100	42 2,065	22 1,967
Chiefs, supply and property custodian			10½ 1,943
Chiefs, personnel subdivision			17 1,975
Special disbursing agents and deputies	72 2,100	67 2,094	11 1,958
Assistant auditors	7 2,100	9 2,016	1 2,040
Legal adviser			1 2,000
Vocational specialist		1 2,000	33 1,938
Claims examiners		16 1,997	35½ 1,970
Cooperators	179 2,100	107 2,083	17½ 1,929
Dental mechanics	47½ 2,100	40 2,118	1 2,000
Educational directors			1 2,025
Employment officers		1 2,025	2 1,995
Chairmen, claims and rating board		1 1,950	1 1,850
Guardianship officer			20½ 2,004
X-ray technicians	78 2,100	69 2,065	31 2,001
Laboratory technicians	88 2,100	80 2,061	13½ 1,978
Chief nurses	2 2,100	6 1,917	73 1,879
Follow-up nurses			16 1,892
Clinical nurses		8 1,894	1½ 1,860
Orthopedic appliance makers	17 2,100	10 2,029	30 2,021
Pharmacists	78 2,100	70 2,095	13 1,928
Reconstruction aids		6 2,067	7 1,974
Rehabilitation assistants		4 1,988	13½ 1,990
Medical examiners, P. T.	37 2,098	25 2,095	5½ 1,940
Statisticians and Budget officers		2 2,560	8½ 1,931
Social-service workers	215 2,100	158 2,097	7½ 2,031
Laundry foremen	1 2,100	1 2,100	1½ 2,160
Garage foremen	3 2,100	3 2,100	3 2,163
Farm managers	3 2,100	3 2,100	6½ 2,005
Labor foremen	1 2,100	1 2,100	18½ 1,992
Contact representatives	35 2,100	35 2,100	2 2,100
General mechanics	1 2,100	1 2,100	4½ 1,967
Registrars	2 2,100	2 2,100	1 1,930
Junior medical officers	5 2,100	5 2,100	7½ 2,051
Utilities officer			6 1,980
Bookkeepers			1 2,000
Plant operators			5 2,016
Sheet-metal worker			9 1,984
Steam fitters			1½ 2,060
Electricians			1 1,800
Member board of appeals	1 2,000	1 2,000	23 1,801
Assistant X-ray technicians			33 1,887
Salary range, \$1,680 to \$2,040; average, \$1,860—			15½ 1,812
Area coordinator			2½ 1,756
Stenographers	9 1,733	14 1,772	5 1,718
Clerks	2 1,710	15 1,918	2½ 1,740
File clerk			7½ 1,743
Secretaries	101 1,858	73 1,861	3 1,757
Stenographer-typists			1 1,720
Stock clerks	7 1,717	7 1,717	22 1,786
Checkers	2 1,680	2 1,680	4 1,928
Supervisors	84 1,856	46 1,847	1 1,700
Storekeepers	1 1,800	1 1,800	40 1,878
Shipping clerk	1 1,680	1 1,680	3 1,900
Carpenters	6 1,810	6 1,810	55 1,692
Electricians	10 1,860	10 1,860	19 1,871
Auto mechanics			10½ 1,745
Machinist			1 1,800
Cooks			3½ 1,954
Plant operators			13 1,798
Staff dietitians	70½ 1,860	65 1,860	3½ 1,880
Librarians	35½ 1,860	35 1,860	2 1,740
Assistant librarians	1 1,860	1 1,860	23 1,869
Physical directors	5 1,860	5 1,860	2½ 1,800
Mess superintendents	1 1,860	1 1,860	11 1,942
Chief cooks	2 1,860	2 1,860	2½ 1,860
Bookkeeper-cost accountants	49 1,860	49 1,860	
Administrative assistants	2 1,860	2 1,860	
Superintendents of buildings and grounds			
Engineers	3 1,860	3 1,860	
Assistant engineers	12½ 1,860	12 1,860	
Steam fitter-plumbers	7 1,860	7 1,860	
Chief aids			
Head cook	1 1,860	1 1,860	
Farm foreman	1 1,860	1 1,860	
Plasterers	2 1,860	2 1,860	
Laundry foremen	4½ 1,860	4 1,860	
Garage foremen	2 1,860	2 1,860	
Bakers	1 1,860	1 1,860	

*Estimates of appropriations required for the service of the fiscal year ending June 30, 1928—Continued*

General object (title of appropriation), date of acts, references to Statutes at Large, or to Revised Statutes, and estimated amount required for each detailed object	Total amount to be appropriated under each head of appropriation		Amount appropriated for the fiscal year ending June 30, 1927
<i>Salaries and Expenses, Veterans' Bureau—Continued.</i>			
	Estimated expenditures, 1928 appropriation	Estimated expenditures, 1927 appropriation	Expended and obligated, 1926
Field service—Continued.			
Salaries and wages—Continued.			
Salary range, \$1,680 to \$2,040; average, \$1,860—Con.	Average— No. 1 Salary \$1,860	Average— No. 1 Salary \$1,860	Average— No. 1 Salary \$1,862
Assistant X-ray technicians			7½ 1,862
Personnel officers			2 1,970
Chief guards (fire marshals)			2 1,890
Chauffeurs			2½ 1,828
Butchers			14 1,711
Firemen			5½ 1,920
Contact representatives			5½ 1,822
Assistant chief dietitian			1 1,740
Head dietitians			6 1,790
Chief engineers			5½ 2,013
Head nurses			102½ 1,817
Registrars			2½ 1,788
Head aids			20½ 1,780
Assistant laboratorian	1 1,860	1 1,860	
Assistant chief cooks	4 1,860	3 1,860	10 1,894
Painters	1 1,800	1 1,800	4 1,848
Assistant storekeeper	1 1,800	1 1,800	1 1,690
Acetylene welder			½ 1,800
Blacksmith			½ 1,680
Chief service division		1 1,800	1 1,800
Medical examiners, physiotherapy	30 1,940	39 1,790	68 1,797
Chiefs, personnel subdivision		3 1,900	6½ 1,743
Chiefs, records, mails, and files	20 1,860	15 1,823	10 1,747
Chiefs, supply and property custodian	19 1,860	17 1,821	14½ 1,730
Auditor		1 1,760	6½ 1,754
Special disbursing agents	2 1,860	4 1,840	7½ 1,720
Assistant auditors	1 1,860	1 1,860	18 1,720
Claims examiners		2 1,800	4 1,800
Cooperators			13½ 1,774
Dental mechanics			6 1,767
X-ray technicians		3 1,780	11 1,843
Laboratory technicians		5 1,768	29 1,832
Follow-up nurses	134 1,860	103 1,750	83½ 1,752
Clinical nurses	18 1,860	14 1,814	10 1,733
Reconstruction aids	46 1,860	42 1,822	49 1,738
Optician			1 1,680
Orthopedic appliance makers	2 1,860	6 1,780	9 1,778
Pharmacists		3 1,790	30 1,831
Rehabilitation assistant		1 1,860	1½ 1,800
Statisticians and Budget officers	1 1,740	3 1,760	4 1,763
Social-service workers		5 1,860	8½ 1,784
Teachers		4 1,800	7½ 1,800
Chief follow-up nurses		1 1,780	2 1,748
Dental examiner, physiotherapy			½ 1,800
Attending specialists, physiotherapy	21 1,800	19 1,800	20 1,800
Staff nurses	1,357½ 1,860	1,280 1,860	1,078½ 1,702
Staff aids	347½ 1,860	330 1,860	279 1,756
Supervisors of attendants and assistant	11 1,860	11 1,860	
Salary range, \$1,500 to \$1,680; average, \$1,680—			
Stenographers	215 1,666	120 1,659	61½ 1,674
Clerks	87 1,669	101 1,676	190½ 1,720
Typists	1 1,500	4 1,650	7 1,676
Telephone operator			1 1,500
Recorder			½ 1,500
Stock clerks	3 1,540	4 1,580	6½ 1,585
Checkers	2 1,600	2 1,600	2½ 1,520
Storekeepers		1 1,620	8½ 1,718
Supervisors	67 1,679	55 1,663	42½ 1,640
Shipping clerk	1 1,500	1 1,500	1½ 1,533
Machine operators	1 1,500	3 1,633	5 1,632
Foremen of labor	1½ 1,680	2 1,620	
Packers	3 1,580	3 1,580	2½ 1,540
Painters	52½ 1,675	51 1,677	33 1,615
Plumbers	1 1,600	1 1,600	11½ 1,606
Rigger	1 1,600	1 1,600	½ 1,600
Guard-watchmen	3 1,500	3 1,500	4 1,560
Superintendent of warehouse			1 1,500
Salvage foreman		1 1,540	1 1,540
Carpenters	72½ 1,680	74 1,680	34 1,620
Auto mechanics	54½ 1,680	56 1,676	18 1,682
Mechanic			½ 1,600
Electricians	40½ 1,680	40 1,680	28 1,678
Millwright			½ 1,560
Vulcanizer			½ 1,560
Secretaries	155 1,680	111 1,680	51 1,665
Special disbursing agents		6 1,680	13 1,562
Head waiters			2 1,665
Engineers	23 1,680	23 1,680	5 1,776
Steamfitter-plumbers	54½ 1,680	54 1,680	8 1,729
Blacksmiths	5 1,680	5 1,680	1 1,710
Head cooks	24 1,680	23 1,680	
Assistant supervisor of attendants	1 1,680	1 1,680	½ 1,680
Chief guards (fire marshals)	4½ 1,680	4 1,680	6 1,665
Plant operators	4 1,680	4 1,680	4½ 1,602
Landscape gardeners	4 1,680	4 1,680	1½ 1,700
Gardeners	3 1,680	3 1,680	3 1,748
General mechanics	21 1,680	21 1,680	5½ 1,680
Masons	2 1,680	2 1,680	3½ 1,577
Contact representative			½ 1,500
Staff aids			8 1,573
Reconstruction assistants			5½ 1,580

*Estimates of appropriations required for the service of the fiscal year ending June 30, 1928—Continued*

General object (title of appropriation), date of acts, references to Statutes at Large, or to Revised Statutes, and estimated amount required for each detailed object				Total amount to be appropriated under each head of appropriation	Amount appropriated for the fiscal year ending June 30, 1927
<i>Salaries and Expenses, Veterans' Bureau—Continued.</i>					
Field service—Continued.					
Salaries and wages—Continued.					
Salary range, \$1,500 to \$1,660; average, \$1,680—Con.	Average— No.	Salary	Average— No.	Salary	Average— No.
Carpenter's helper					\$1,680
Attending specialist physiotherapy					1,800
Pumpman					1,740
Chauffeur					1,680
Head dairymen	3	\$1,680	3	\$1,680	1,680
Requisition clerks	21	1,680	10	1,760	
Assistant librarians	19	1,680	19	1,680	
Assistant chief engineers	6	1,680	6	1,680	
Assistant engineers	15	1,680	15	1,680	
Electrician's helper (radio operator)	1	1,680	1	1,680	
Laundry superintendents	5	1,680	5	1,680	
Laundry foremen	17½	1,680	17	1,680	
Garage foremen	2	1,680	2	1,680	
Plasterers	3	1,680	3	1,680	
Poultrymen	5	1,680	5	1,680	1,680
Maintenance man	1	1,680	1	1,680	
Corralman	1	1,680	1	1,680	
Sheet-metal worker	1	1,680	1	1,680	
Budget accounts clerks	44	1,680	23	1,678	2 1,625
Property accounts clerks	71	1,680	39	1,696	7 1,631
Cooperators			1	1,580	2½ 1,576
Correspondence clerks	42	1,680	23	1,680	4 1,673
Voucher clerks	89	1,680	41	1,680	4 1,628
Review clerks			1	1,660	3 1,700
Traveling attendants			1	1,740	2 1,740
Repairmen (office appliances)	19	1,680	11	1,718	3½ 1,697
Deputy disbursing agents	11	1,680	9	1,632	6½ 1,677
Medical examiners, physiotherapy	1	1,620	15	1,525	29 1,522
Chiefs, supply and property custodian			2	1,545	5½ 1,702
Chiefs, personnel	5	1,680	5	1,680	6 1,565
Chiefs, records, mails, and files	6	1,680	6	1,680	6 1,517
Auditors			2	1,560	4½ 1,560
Assistant auditors			3	1,560	7 1,571
X-ray technicians			1	1,540	3½ 1,809
Laboratory technicians			1	1,500	2 1,500
Follow-up nurses			2	1,620	3 1,620
Pharmacists			1	1,680	1½ 1,540
Reconstruction aids					1½ 1,600
Statistician and budget officers	24	1,680	14	1,660	3½ 1,543
Social service worker			1	1,560	1 1,560
Teachers					1½ 1,640
Skilled laborers	9	1,680	10	1,680	4 1,673
Dental examiner, physiotherapy			1	1,500	1 1,500
Orthopedic appliance makers			1	1,500	2 1,500
Oral hygienists	5	1,680	5	1,680	2 1,710
Assistant X-ray technicians	9	1,680	6	1,680	
Assistant laboratory technicians	26	1,680	21	1,677	29 1,569
Assistant pharmacists	4	1,680	2	1,650	1½ 1,580
Assistant chief cooks	22	1,680	22	1,680	13½ 1,680
Cooks	30	1,680	20	1,680	44 1,639
Assistant cooks					1½ 1,680
Chief cooks					6½ 1,623
Salary range, \$1,320 to \$1,680; average, \$1,500—					
Stenographers	640	1,496	701	1,370	889½ 1,369
Clerks	621½	1,496	637	1,451	770½ 1,399
Stock clerks	27	1,492	17	1,480	7 1,424
Control clerk	1	1,380	1	1,380	1 1,350
Checkers	6	1,410	4	1,360	6 1,355
File clerks			1	1,440	1½ 1,360
Machine operators	3	1,420	6	1,579	13 1,494
Typists	90	1,496	99	1,496	141½ 1,498
Foremen of labor	11	1,480	10	1,494	17½ 1,448
Skilled laborers	1	1,440	6	1,495	19 1,476
Packers	5	1,384	5	1,385	4½ 1,371
Unskilled laborers	1	1,400	1	1,400	3 1,407
Firemen (boiler)			2	1,400	16½ 1,530
Assistant superintendent of labor			1	1,400	1 1,400
Record clerks			1	1,440	1½ 1,400
Clerk-typists			1	1,440	2 1,440
Chauffeurs	5	1,488	4	1,435	15½ 1,520
Mechanics			1	1,350	35 1,461
Carpenter's helpers					3½ 1,477
Guard-watchmen	1	1,400	2	1,330	22 1,506
Abstract clerks	90	1,500	83	1,477	67 1,434
Deputy disbursing agents	34	1,500	21	1,523	10½ 1,514
Audit clerks	58	1,500	32	1,528	7½ 1,436
Calculating-machine operators	6	1,500	4	1,365	½ 1,560
Supervisors	5	1,500	7	1,500	19 1,489
Voucher clerks			4	1,385	8 1,399
Review clerks	50	1,500	30	1,499	10 1,482
Statistical clerks	9	1,500	9	1,500	10 1,527
Photostat and mimeograph operators	18	1,500	16	1,450	13½ 1,439
Addressograph operators	32	1,500	23	1,472	15 1,370
Reconstruction assistants	36	1,500	35	1,497	33 1,430
Time clerks	8	1,500	4	1,500	½ 1,620
Information clerks	39	1,500	23	1,460	6 1,445
Supervisor of attendants					1 1,500
Transportation clerks	38	1,500	20	1,495	2 1,410
Searchers	52	1,500	31	1,471	9½ 1,393
Property accounts clerks			3	1,370	5½ 1,382
Correspondence clerk					½ 1,500

*Estimates of appropriations required for the service of the fiscal year ending June 30, 1928—Continued*

General object (title of appropriation), date of acts, references to Statutes at Large, or to Revised Statutes, and estimated amount required for each detailed object	Total amount to be appropriated under each head of appropriation		Amount appropriated for the fiscal year ending June 30, 1927
<i>Salaries and Expenses, Veterans' Bureau—Continued.</i>			
	Estimated expenditures, 1928 appropriation	Estimated expenditures, 1927 appropriation	Expended and obligated, 1926
Field service—Continued.			
Salaries and wages—Continued.			
Salary range, \$1,320 to \$1,680; average, \$1,500—Con.	Average— No. 18 Salary \$1,500	Average— No. 11 Salary \$1,573	Average— No. 5½ Salary \$1,440
Dictaphone operators.....			1½ 1,560
Traveling attendants.....			12 1,355
Chiefs, records, mails, and files.....			3 1,580
Chiefs, supply and property custodian.....			7 1,460
Chiefs, personnel subdivision.....			1½ 1,440
Mail clerks.....	34 1,500	17 1,500	1½ 1,320
Rehabilitation clerk.....			2½ 1,416
Auditors.....		1 1,680	1½ 1,440
Cooperator.....			1½ 1,380
Employment officer, physiotherapy.....			2½ 1,392
Budget accounts clerks.....		2 1,650	1½ 1,500
X-ray technician.....		1 1,440	2 1,335
Pharmacists.....		1 1,400	5 1,472
Reconstruction aids.....		2 1,600	5 1,374
Special disbursing agents.....			29 1,486
Secretaries.....	26 1,500	27 1,519	15 1,412
Electricians.....			1½ 1,460
Repairmen (office appliances).....		1 1,440	2 1,390
Medical examiners, physiotherapy.....	16 1,500	9 1,486	17 1,474
Attending specialists, physiotherapy.....	21 1,500	18 1,500	5 1,358
Assistant librarians.....	1 1,500	1 1,500	5 1,500
Head attendants.....	12 1,500	10 1,500	161½ 1,440
Cooks.....	250½ 1,500	234 1,500	25½ 1,452
Bakers.....	16 1,500	16 1,500	50 1,431
Storekeepers.....	67 1,500	67 1,500	18½ 1,325
Butchers.....	45 1,500	44 1,500	1 1,570
Assistant chief engineers.....	21½ 1,500	21 1,500	41 1,549
Engineers.....	29½ 1,500	26 1,500	1½ 1,480
Electrician's helpers, radio operators.....	19½ 1,500	19 1,500	10 1,503
Plumbers.....			3 1,460
Surgical assistants.....			2 1,530
Housekeepers.....			31½ 1,371
Fire fighters.....	27 1,500	27 1,500	12½ 1,474
Plant operators.....	14½ 1,500	14 1,500	19 1,456
Gardeners.....	23½ 1,500	23 1,500	13½ 1,601
Laundry foremen.....	1 1,500	1 1,500	1 1,620
Laundry washerman.....	1 1,500	1 1,500	16 1,524
Bookkeepers.....	1 1,500	1 1,500	1 1,500
Warehouseman.....	1 1,500	1 1,500	1 1,500
Dental mechanic.....			4 1,500
Oral hygienists.....			3 1,500
Laundry helpers.....			1½ 1,500
Seamstress.....			14½ 1,483
Calker.....			5½ 1,380
Chief cooks.....			6½ 1,565
Assistant chief cooks.....			3½ 1,517
Steam fitters.....			1½ 1,400
Plumber's helpers.....			3 1,363
Contact representative.....			19 1,631
Assistant pharmacists.....			25½ 1,451
Carpenters.....			1½ 1,500
Painters.....			3 1,530
Social service worker.....			
Laboratory technicians.....			
Index clerks.....	28 1,500	14 1,500	
Vocational specialist, physiotherapy.....	1 1,500	1 1,500	
Assistant supervisor of attendants.....	1 1,500	1 1,500	
Barbers.....	5 1,500	5 1,500	
Head waiters.....	3 1,500	3 1,500	3 1,370
Diet cook.....	1 1,500	1 1,500	
Engineer-crane operators.....	2 1,500	2 1,500	
Chief guards, fire marshals.....	19 1,500	19 1,500	
Head guards.....	3 1,500	3 1,500	
Pumpmen.....	8 1,500	8 1,500	
Auto mechanics.....	1 1,500	1 1,500	9½ 1,402
Farm foremen.....	2 1,500	2 1,500	4½ 1,493
Plumbers.....			1 1,440
Range rider.....			
Salary range, \$1,140 to \$1,500; average, \$1,320—			
Chaufeurs.....	61 1,314	59 1,284	154½ 1,248
Messenger.....			1 1,140
Clerks.....	592 1,318	908 1,280	1,352½ 1,247
File clerks.....	213 1,320	180 1,297	147 1,260
Stenographers.....		120 1,201	241½ 1,200
Stock clerks.....	2 1,260	2 1,260	4 1,223
Control clerks.....	2 1,200	2 1,200	1½ 1,180
Checkers.....	1 1,260	1 1,260	1½ 1,287
Typists.....	450 1,320	575 1,289	699½ 1,271
Telephone operators.....	152 1,320	149 1,315	100½ 1,211
Machine operators.....	3 1,160	3 1,160	1½ 1,180
Carpenters.....	1 1,260	1 1,260	26½ 1,289
Packers.....	6 1,220	6 1,220	7 1,250
Warehousemen.....	2 1,320	2 1,320	16½ 1,336
Skilled laborers.....	15 1,269	13 1,240	36½ 1,329
Unskilled laborers.....	95 1,288	108 1,279	83½ 1,229
Elevator operators.....			2 1,227
Guard-watchmen.....	53 1,309	61 1,312	33 1,262
Janitors.....	2 1,230	3 1,300	5 1,284
Firemen.....	99 1,320	99 1,320	135½ 1,334
Dental assistants.....	68 1,320	69 1,312	61 1,280
Searchers.....		6 1,223	12½ 1,183

*Estimates of appropriations required for the service of the fiscal year ending June 30, 1928—Continued*

General object (title of appropriation), date of acts, references to Statutes at Large, or to Revised Statutes, and estimated amount required for each detailed object				Total amount to be appropriated under each head of appropriation		Amount appropriated for the fiscal year ending June 30, 1927	
Salaries and Expenses, Veterans' Bureau—Continued.							
	Estimated expenditures, 1928 appropriation		Estimated expenditures, 1927 appropriation		Expended and obligated, 1926		
Field service—Continued.							
Salaries and wages—Continued.							
Salary range, \$1,140 to \$1,500; average, \$1,320—Con.	Average—		Average—		Average—		
	No.	Salary	No.	Salary	No.	Salary	
Statistical clerks.....	1	\$1,200	1	\$1,200	1	\$1,200	
Proof readers.....	2	1,320	1	1,440	1	1,440	
Graphotype operator.....	1	1,320	1	1,320	1	1,380	
Traveling attendants.....	5	1,320	5	1,320	5	1,260	
Matrons.....	38	1,320	38	1,320	1	1,200	
Mechanic and assistants.....	1	1,320	2	1,290	6	1,295	
Chiefs, records, mails, and files.....			2	1,170	4	1,170	
Reviewing clerk.....					1	1,200	
Bookkeepers.....			2	1,320	5	1,340	
Abstract clerks.....			10	1,194	20	1,194	
Auditors.....			1	1,200	1	1,200	
Cooperator.....					1	1,200	
Dental examiner, physiotherapy.....			1	1,200	1	1,200	
Medical examiners, physiotherapy.....	26	1,200	45	1,192	63	1,200	
Voucher clerk.....					1	1,200	
Transportation clerk.....			1	1,200	1	1,200	
Addressograph operators.....	2	1,320	9	1,205	16	1,187	
Property accounts clerks.....	59	1,320	32	1,311	5	1,200	
Secretaries.....			2	1,190	4	1,193	
Dictaphone operators.....			1	1,140	3	1,170	
Photostat and mimeograph operators.....			1	1,180	2	1,185	
Repairmen (office appliances).....			2	1,230	2	1,224	
Attending specialists, physiotherapy.....	39	1,218	36	1,212	34	1,228	
Assistant pharmacist.....	1	1,320	1	1,320	1	1,200	
Head attendants.....	69	1,320	64	1,320	21	1,323	
Ward attendants.....	535	1,320	499	1,320	470	1,275	
Surgical assistants.....	13	1,320	13	1,320	6	1,290	
Housekeepers.....	2	1,320	2	1,320	33	1,280	
Seamstresses.....	2	1,320	2	1,320	1	1,170	
Barbers.....	7	1,320	7	1,320	8	1,200	
Assistant cooks.....	33	1,320	33	1,320			
Head waiters.....	43	1,320	42	1,320	36	1,183	
Waiters.....	39	1,320	33	1,320	2	1,283	
Engineers.....	4	1,320	4	1,320	1	1,200	
Steam fitter's helpers.....	13	1,320	13	1,320	1	1,500	
Electrician's helpers, radio operators.....	17	1,320	17	1,320	20	1,299	
Carpenter's helpers.....	35	1,320	37	1,320	11	1,183	
Range rider.....	1	1,320	1	1,320			
Farm foreman.....	1	1,320	1	1,320	2	1,200	
Painter's helpers.....	21	1,320	20	1,320	1	1,140	
Supervisors of attendants.....					27	1,237	
Farmers.....					3	1,260	
Chief guard fire marshals.....	6	1,320	6	1,320	1	1,200	
Electricians.....					2	1,176	
Plumbers' helpers.....	37	1,320	36	1,320	26	1,195	
Plant operators.....	1	1,320	1	1,320	7	1,299	
Labor foremen.....	21	1,320	21	1,320	13	1,293	
Gardeners.....	2	1,320	2	1,320	6	1,250	
Garage foreman.....					1	1,260	
Laundry helpers.....	11	1,320	10	1,320	5	1,374	
Laundry foremen.....					10	1,377	
Plasterer and assistant.....	1	1,320	1	1,320	1	1,320	
Poultrymen and assistants.....	4	1,320	4	1,320	1	1,350	
Dairymen.....	11	1,320	11	1,320	7	1,272	
Swine herdsman.....	7	1,320	7	1,320	1	1,320	
Assistant supervisor of attendants.....					1	1,380	
Utility men.....	2	1,320	2	1,320			
Blacksmiths.....					5	1,188	
Coal passers.....					17	1,274	
Interne.....					1	1,200	
Painters.....					4	1,144	
Librarian.....					1	1,260	
Storekeepers.....	3	1,320	2	1,320	10	1,391	
Index clerks.....	18	1,320	9	1,320			
Laundry washermen.....	30	1,320	26	1,320			
Mechanics' helpers.....	9	1,320	9	1,320	1	1,140	
Truckster.....	1	1,320	1	1,320			
Laundry clerks.....	6	1,320	6	1,320			
Extra compensation, fire fighters.....		1,200		1,200			
Salary range, \$1,020 to \$1,260; average, \$1,140—							
Chauffeurs.....	212	1,140	211	1,140	101	1,201	
Messengers.....	145	1,139	101	1,129	49	1,103	
Guard-watchmen.....	205	1,140	196	1,137	195	1,128	
Unskilled laborers.....	82	1,139	90	1,140	144	1,081	
Packer.....	1	1,020	1	1,020	1	1,020	
Typists.....			27	1,043	89	1,079	
Stock clerk.....					1	1,080	
File clerks.....			11	1,117	23	1,069	
Searchers.....			1	1,060	2	1,070	
Abstract clerks.....			3	1,140	5	1,080	
Clerks.....			30	1,072	215	1,127	
Stenographers.....			22	1,081	44	1,081	
Dictaphone operator.....			1	1,080	1	1,080	
Photostat and mimeograph operator.....					1	1,080	
Telephone operators.....	1	1,140	3	1,065	21	1,120	
Matrons.....			1	1,090	3	1,107	
Seamstresses.....	58	1,140	56	1,141	43	1,107	
Skilled laborers.....			1	1,200	1	1,080	
Repairman (office appliances).....			1	1,020	1	1,080	
Janitors.....	22	1,140	23	1,140	10	1,163	
Ward attendants.....	2,233	1,140	2,090	1,140	2,010	1,143	

## Estimates of appropriations required for the service of the fiscal year ending June 30, 1928—Continued

General object (title of appropriation), date of acts, references to Statutes at Large, or to Revised Statutes, and estimated amount required for each detailed object	Estimated expenditures, 1928 appropriation		Estimated expenditures, 1927 appropriation		Expended and obligated, 1926		Total amount to be appropriated under each head of appropriation	Amount appropriated for the fiscal year ending June 30, 1927
<i>Salaries and Expenses, Veterans' Bureau—Continued.</i>								
Field service—Continued.								
Salaries and wages—Continued.								
Salary range, \$1,020 to \$1,260; average, \$1,140—Con.								
Maids.	Average— No. 32	Salary \$1,140	Average— No. 32	Salary \$1,140	Average— No. 56	Salary \$1,200		
Kitchen helpers.	106	1,140	104	1,140	56	1,203		
Firemen.	159	1,140	157	1,140	112	1,139		
Pumpmen.	8	1,140	8	1,140	7	1,200		
Coal passers.	11	1,140	11	1,140	13	1,146		
Farmers.					7	1,040		
Laundry helpers.	231	1,140	217	1,140	104	1,056		
Supervisors of attendants.	1	1,140	1	1,140	8	1,200		
Elevator operators.	9	1,140	9	1,140	3	1,200		
Attendants.	58	1,140	56	1,140	53	1,102		
Waiters.	771	1,140	724	1,140	773	1,138		
Warehousemen.	29	1,140	29	1,140	15	1,068		
Milkers.	7	1,140	7	1,140	6	1,200		
Laundry foremen.	1	1,140	1	1,140	2	1,250		
Laundry clerks.	3	1,140	3	1,140	1	1,200		
Laundry washermen.	3	1,140	3	1,140				
Salary range, \$900 to \$1,140; average, \$1,020—								
Messengers.	2	1,010	10	954	38	987		
Elevator operators.	65	1,018	63	1,018	58	1,049		
Typists.	2	960	16	980	29	982		
Unskilled laborers.	559	1,020	550	1,019	581	947		
Stenographers.			6	980	12	957		
Charwomen.	39	1,020	32	1,011	19	970		
Janitors.	292	1,020	267	1,019	227	1,032		
Medical examiners, physiotherapy.	2	900	9	900	14	877		
Pharmacists, physiotherapy.			1	900	2	964		
File clerks.			5	957	10	957		
Laboratory technician, physiotherapy.					1	900		
Clerks.			14	967	4	1,070		
Addressograph operators.			1	1,020	2	1,015		
Chauffeurs.			1	1,040	5	1,009		
Guard watchmen.			3	915	5	1,025		
Telephone operators.			4	1,020	27	1,030		
Skilled laborers.	2	1,020	3	1,000	3	1,050		
Waiters.	12	1,020	12	1,020				
Kitchen helpers.	738	1,020	690	1,020	684	1,037		
Housekeeper.					1	960		
Laundry helpers.	266	1,020	243	1,020	337	936		
Maids.	331	1,020	325	1,020	350	950		
Coal passers.	35	1,020	33	1,020	7	1,007		
Teamsters.	8	1,020	8	1,020	10	1,120		
Swine herdsman.	2	1,020	2	1,020				
Salary range, \$780 to \$1,020; average, \$900—								
Charwomen.	1	840	1	840	2	912		
File clerks.			1	840	2	840		
Clerks.			3	914	1	888		
Typist.			1	840	1	840		
Telephone operators.			1	890	1	960		
Messengers.			16	840	40	816		
Unskilled laborer.			1	890				
Janitors.			2	870				
Medical examiners, physiotherapy.	14	886	7	943	1	800		
Pharmacist, physiotherapy.	1	900						
Attending specialists, physiotherapy.	8	900	9	900	7	900		
Laborers, physiotherapy.	11	840	11	840				
Salary range, \$600 to \$780; average, \$690—								
Messengers.	56	690	77	675	130	698		
File clerks.			2	690	5	708		
Clerks.			3	690				
Typist.			1	690	1	600		
Educational director, physiotherapy.			1	600	1	600		
Medical examiners, physiotherapy.	4	600	12	640	21	600		
Photostat and mimeograph operator.			1	720	1	720		
Unskilled laborers.	8	619	14	640				
Charwoman.			1	690				
Janitors.			3	734				
Employment officer, physiotherapy.					1	600		
Attending specialists, physiotherapy.	17	626	17	627	17	612		
Chaplains.	93	601	93	601	24	601		
Student internes.	5	601	5	601	3	601		
Salary range, \$420 to \$600; average, \$510—								
Messengers.			2	530	1	530		
Medical examiner, physiotherapy.			1	500	1	500		
Laborers, physiotherapy.	7	557	7	557				

*Estimates of appropriations required for the service of the fiscal year ending June 30, 1928—Continued*

General object (title of appropriation), date of acts, references to Statutes at Large, or to Revised Statutes, and estimated amount required for each detailed object				Total amount to be appropriated under each head of appropriation	Amount appropriated for the fiscal year ending June 30, 1927
<i>Salaries and Expenses, Veterans' Bureau—Continued.</i>					
	Estimated expenditures, 1928 appropriation	Estimated expenditures, 1927 appropriation	Expended and obligated, 1926		
Field service—Continued.					
Salaries and wages—Continued.					
Salary range, \$240 to \$420; average, \$330—	Average— No. Salary	Average— No. Salary	Average— No. Salary		
Pharmacist, physiotherapy.....	1 \$240	1 \$240	1 \$240		
Janitors.....	1 380	1 380	2 300		
Dental examiner, physiotherapy.....	1 300	1 300	1 300		
Medical examiner, physiotherapy.....	1 300	1 300	1 300		
Unskilled laborers.....	1 300	1 300	6 301		
Laundry helper (per diem).....	1 300	1 300	1 300		
Attending specialists, physiotherapy.....	1 360	1 360	1 280		
Charwoman.....	1 300	1 300			
Salary range, under \$240; average, \$120—					
Legal advisers, physiotherapy.....	3 51	3 51	6 26		
Medical examiner, physiotherapy.....	1 1	1 1	1 1		
Janitor.....	1 120	1 120	1 120		
Attending specialists, physiotherapy.....	15 120	15 120	16 116		
Total average number of employees.....	20,896 1/2	20,818	21,317 1/2		
Total salaries and wages, field service.....	35,901,158.00	35,310,424.00	34,858,320.44		
Deduct allowances for subsistence, lodging, etc.....	3,405,823.00	3,030,823.00	2,947,983.00		
Cash payment, salaries and wages.....	32,495,335.00	32,279,601.00	31,910,337.44		
The difference between 1928 and 1927 is due to—					
Increase in salaries.....	\$516,759				
Decrease in force.....	301,025				
Net increase.....	215,734				
01 Total personal services.....	39,801,826.00	39,754,948.00	39,468,559.44		
Supplies and materials:					
0200 Stationery and office supplies.....	175,000.00	180,350.00	200,315.33		
0230 Fuel.....	14,100.00	14,102.00	15,662.52		
0240 Wearing apparel and sewing supplies.....	83,125.00	83,125.00			
0280 Sundry supplies.....	153,902.00	176,640.00	198,193.61		
02 Total supplies and materials.....	426,127.00	454,217.00	412,171.46		
Communication service:					
0500 Telegraph service.....	9,860.00	9,990.00	10,255.14		
0510 Telephone service.....	76,055.00	77,105.00	79,127.71		
0520 Other communication service.....	27,160.00	26,459.00	27,152.81		
05 Total communication service.....	113,075.00	113,554.00	116,535.66		
Travel expenses:					
0615 Transportation.....	305,770.00	394,250.00	479,491.64		
0616 Subsistence.....	510,400.00	591,374.00	511,193.56		
06 Total travel expenses.....	822,170.00	985,624.00	990,685.20		
07 Transportation of things.....	80,985.00	74,757.00	49,781.04		
10 Furnishing of heat, light, power, etc.....	65,800.00	66,120.00	71,095.97		
Rents:					
1100 Rents of buildings and structures.....	656,747.00	740,008.00	797,525.90		
1110 Other rents.....	19,310.00	20,216.00	21,342.00		
11 Total rents.....	676,057.00	760,224.00	818,867.90		
12 Repairs and alterations.....	101,690.00	101,088.00	121,145.06		
13 Special and miscellaneous current expenses.....	43,500.00	43,500.00	33,636.41		
Equipment:					
3010 Furniture, furnishings, and fixtures.....	113,030.00	118,700.00	115,092.54		
3050 Other equipment.....	255,740.00	157,268.00	121,723.39		
30 Total equipment.....	368,770.00	275,968.00	236,815.93		
Reserve.....		1,370,000.00			
Total.....	42,500,000.00	44,000,000.00	42,319,294.67		

*Estimates of appropriations required for the service of the fiscal year ending June 30, 1928—Continued*

General object (title of appropriation), date of acts, references to Statutes at Large, or to Revised Statutes, and estimated amount required for each detailed object	Total amount to be appropriated under each head of appropriation	Amount appropriated for the fiscal year ending June 30, 1927
<p><b>Printing and Binding, Veterans' Bureau—</b>  For printing and binding for the United States Veterans' Bureau, including all of its bureaus, offices, institutions, and services located in Washington, District of Columbia, and elsewhere (acts Mar. 20, 1922, vol. 42, pp. 422, 436; Feb. 13, 1923, vol. 42, pp. 1227, 1243; June 7, 1924, vol. 43, pp. 521, 533; Mar. 3, 1925, vol. 43, p. 1210; Apr. 22, 1926, vol. 44, p. 319; July 2, 1926, vol. 44, p. 790)-----</p> <p>08 Printing and binding: Expenditures—1928, \$125,000; 1927, \$125,000; reserve, \$40,000; total, \$165,000; 1926, \$127,677.33.</p>	\$125,000. 00	\$165,000. 00
<p><b>Military and Naval Compensation, Veterans' Bureau—</b>  Compensation: For the payment of military and naval compensation, accruing during the fiscal year [1927] 1928 or in prior fiscal years, for death or disability provided by the act approved October 6, 1917, as amended, and the World War veterans' act, 1924, approved June 7, 1924, as amended (acts Oct. 6, 1917, vol. 40, p. 398; Aug. 9, 1921, vol. 42, pp. 147, 149, sec. 8; Feb. 13, 1923, vol. 42, pp. 1227, 1243; June 7, 1924, vol. 43, pp. 521, 532; Mar. 3, 1925, vol. 43, p. 1210; Mar. 3, 1926, vol. 44, p. 164; Apr. 22, 1926, vol. 44, p. 320; July 2, 1926, vol. 44, p. 790)-----</p> <p>2132 Military and naval compensation for death or disability: Expenditures—1928, \$168,500,000; 1927, \$168,150,000; 1926, \$154,487,688.19.</p>	168,500,000. 00	140,800,000. 00
<p><b>Medical and Hospital Services, Veterans' Bureau—</b>  Medical and hospital services: For medical, surgical, dental, dispensary, and hospital services and facilities, convalescent care, necessary and reasonable aftercare, welfare of, nursing, prosthetic appliances (including special clothing made necessary by the wearing of prosthetic appliances prescribed by the bureau), medical examinations, funeral, burial, and other incidental expenses (including preparation for shipment and transportation of remains) accruing during the fiscal year [1927] 1928 or in prior fiscal years, traveling expenses, and supplies, and not exceeding \$100,000 for library books, magazines, and papers for beneficiaries of the United States Veterans' Bureau, court or other expenses incident to any investigation or court proceeding for the appointment or removal of any guardian, curator, conservator, or other person legally vested with the care of the claimant or his estate, or in connection with the administration of such estate by such fiduciaries, including court costs and other expenses incident to proceedings heretofore or hereafter taken for commitment of mentally incompetent persons to hospitals for the care and treatment of the insane, [\$35,000,000] \$35,275,000: <i>Provided</i>, That this appropriation shall be available for the purchase of subsistence supplies for sale to employees, the appropriation being reimbursed by the proceeds of such sales.</p> <p>This appropriation shall be disbursed by the United States Veterans' Bureau, and such portion thereof as may be necessary shall be allotted from time to time to the Public Health Service, and the War, Navy, and Interior Departments, and transferred to their credit for disbursement by them for the purposes set forth in the foregoing paragraph; and allotted and transferred to the Board of Managers of the National Home for Disabled Volunteer Soldiers for the purposes set forth in the foregoing paragraph, and such sums as are allotted to the Board of Managers shall be covered into the surplus fund of the Treasury.</p> <p>No part of this appropriation shall be expended for the purchase of any site for a new hospital, for or toward the construction of any new hospital, or for the purchase of any hospital; and not more than [\$3,596,400] \$3,500,000 of this appropriation may be used to alter, improve, or provide facilities in the several hospitals under the jurisdiction of the United States Veterans' Bureau so as to furnish adequate accommodations for its beneficiaries either by contract or by the hire of temporary employees and the purchase of materials.</p>		



*Estimates of appropriations required for the service of the fiscal year ending June 30, 1928—Continued*

General object (title of appropriation), date of acts, references to Statutes at Large, or to Revised Statutes, and estimated amount required for each detailed object				Total amount to be appropriated under each head of appropriation	Amount appropriated for the fiscal year ending June 30, 1927
<b>Medical and Hospital Services, Veterans' Bureau—Continued.</b>					
The allotments made to the Public Health Service, War, Navy, and Interior Departments shall be available for expenditure for care and treatment of beneficiaries of the United States Veterans' Bureau, and for necessary minor repairs and improvements of existing facilities, under the various headings of appropriations made to said departments as may be necessary ( <i>acts Mar. 3, 1919, vol. 40, p. 1302; Aug. 9, 1921, vol. 42, pp. 147, 149, sec. 8; Apr. 20, 1922, vol. 42, pp. 496, 497; June 12, 1922, vol. 42, pp. 635, 649; Feb. 13, 1923, vol. 42, pp. 1227, 1243; June 7, 1924, vol. 43, pp. 521, 533; Mar. 3, 1925, vol. 43, pp. 1210, 1211; Apr. 22, 1926, vol. 44, p. 320; July 2, 1926, vol. 44, p. 790</i> )				\$35, 275, 000. 00	\$35, 000, 000. 00
	Estimated expenditures, 1928 appropriation	Estimated expenditures, 1927 appropriation	Expended and obligated, 1926		
01 Total personal services.....	\$11, 354, 405. 00	\$11, 953, 050. 00	\$12, 185, 742. 03		
Supplies and materials:					
0200 Stationery and office supplies.....	57, 045. 00	51, 070. 00	48, 270. 17		
0210 Medical and hospital supplies.....	1, 441, 930. 00	1, 291, 950. 00	1, 211, 679. 92		
0220 Fuel.....	995, 375. 00	891, 115. 00	842, 265. 30		
0240 Wearing apparel for beneficiaries and sewing supplies.....	220, 000. 00	220, 000. 00			
0250 Forage.....	95, 465. 00	85, 465. 00	80, 778. 66		
0260 Provisions.....	8, 071, 270. 00	7, 553, 705. 00	7, 317, 384. 56		
0280 Sundry supplies.....	414, 450. 00	371, 035. 00	350, 697. 61		
02 Total supplies and materials.....	11, 295, 535. 00	10, 464, 340. 00	9, 851, 056. 22		
Communication service:					
0500 Telegraph service.....	5, 340. 00	4, 405. 00	4, 331. 06		
0510 Telephone service.....	91, 180. 00	75, 120. 00	73, 897. 73		
0520 Other communication service.....	1, 170. 00	965. 00	950. 16		
05 Total communication service.....	97, 690. 00	80, 490. 00	79, 178. 97		
Travel expenses:					
0615 Transportation.....	1, 873, 040. 00	1, 955, 995. 00	2, 036, 844. 16		
0616 Subsistence.....	522, 150. 00	545, 000. 00	546, 783. 36		
0690 Special and miscellaneous expenses incident to travel.....	737, 800. 00	762, 775. 00	93, 873. 02		
06 Total travel expenses.....	3, 132, 990. 00	3, 263, 770. 00	2, 697, 500. 54		
07 Transportation of things.....	895, 865. 00	767, 860. 00	718, 356. 29		
10 Furnishing of heat, light, water, etc.....	751, 485. 00	672, 770. 00	635, 887. 75		
11 Rents.....	613, 495. 00	660, 631. 00	844, 083. 27		
12 Repairs and alterations.....	3, 598, 145. 00	3, 667, 274. 00	4, 718, 842. 31		
13 Special and miscellaneous current expenses.....	272, 075. 00	273, 175. 00	301, 222. 10		
22 Grants, subsidies, and contributions (burials).....	1, 249, 815. 00	1, 151, 640. 00	1, 081, 870. 32		
Equipment:					
3010 Furniture, furnishings, and fixtures.....	1, 913, 500. 00	1, 220, 000. 00	1, 227, 920. 14		
3020 Educational, scientific, and recreational equipment.....	100, 000. 00	100, 000. 00	100, 000. 00		
30 Total equipment.....	2, 013, 500. 00	1, 320, 000. 00	1, 327, 920. 14		
Total.....	35, 275, 000. 00	34, 275, 000. 00	34, 441, 659. 94		
<b>Adjusted Service Certificate Fund—</b>					
Adjusted service certificate fund: For an amount necessary under section 505 of the World War adjusted compensation act of May 19, 1924, to provide for the payment of the face value of each adjusted service certificate in twenty years from its date or on the prior death of the veteran <b>[\$116,000,000]</b> \$112,000,000 to remain available until expended ( <i>acts Mar. 3, 1925, vol. 43, pp. 1210, 1212; Mar. 3, 1926, vol. 44, p. 165; Apr. 22, 1926, vol. 44, p. 320; July 2, 1926, vol. 44, p. 790</i> )				112, 000, 000. 00	116, 000, 000. 00
21 World War allowances: Expenditures—1928, \$112,000,000; 1927, \$116,000,000; 1926, \$120,000,000.					
<b>Military and Naval Insurance, Veterans' Bureau—</b>					
For military and naval insurance accruing during the fiscal year <b>[1927]</b> 1928 or in prior fiscal years ( <i>acts Oct. 6, 1917, vol. 40, p. 393; Aug. 9, 1921, vol. 42, pp. 147, 149; Feb. 13, 1923, vol. 42, pp. 1227, 1243; June 7, 1924, vol. 43, pp. 521, 533; Mar. 3, 1925, vol. 43, pp. 1210, 1212; Mar. 3, 1926, vol. 44, p. 165; Apr. 22, 1926, vol. 44, p. 320; June 2, 1926, vol. 44, p. 686; July 2, 1926, vol. 44, p. 790</i> )				116, 000, 000. 00	123, 000, 000. 00
2152 Military and naval insurance: Expenditures—1928, \$121,962,578; 1927, \$122,904,720; 1926, \$135,337,737.15.					

*Estimates of appropriations required for the service of the fiscal year ending June 30, 1928—Continued*

General object (title of appropriation), date of acts, references to Statutes at Large, or to Revised Statutes, and estimated amount required for each detailed object	Total amount to be appropriated under each head of appropriation	Amount appropriated for the fiscal year ending June 30, 1927
<i>Hospital Facilities and Services, Veterans' Bureau—</i>		
Hospital facilities and services: For carrying out the provisions of the act entitled "An act to authorize an appropriation to provide additional hospital and out-patient dispensary facilities for persons entitled to hospitalization under the "World War veterans' act, 1924," approved March 3, 1925, [ <del>\$4,000,000</del> ] \$1,000,000 to be immediately available and to remain available until expended (acts Mar. 3, 1926, vol. 44, p. 164; Apr. 22, 1926, vol. 44, p. 320) .....	\$1, 000, 000. 00	\$4, 000, 000. 00
32 Structure and parts and nonstructural improvements to land (including fixed equipment): Expenditures—1928, \$1,000,000; 1927, \$4,000,000; 1926, \$8,000,000.		
Total, United States Veterans' Bureau .....	475, 400, 000. 00	462, 965, 000. 00
Appropriations for 1927 not asked for 1928:		
Commission, Bicentennial of Birth of Washington .....		10, 000. 00
Purchase of Oldroyd collection of Lincoln relics .....		50, 000. 00
Protecting interests of the United States in oil leases .....		100, 000. 00
Vermont Sesquicentennial Commission .....		1, 000. 00
Sec. 2. In expending appropriations or portions of appropriations, contained in this act, for the payment for personal services in the District of Columbia in accordance with the classification act of 1923, the average of the salaries of the total number of persons under any grade in any bureau, office, or other appropriation unit shall not at any time exceed the average of the compensation rates specified for the grade by such act, and in grades in which only one position is allocated the salary of such position shall not exceed the average of the compensation rates for the grade except that in unusually meritorious cases of one position in a grade advances may be made to rates higher than the average of the compensation rates of the grade but not more often than once in any fiscal year and then only to the next higher rate: <i>Provided</i> , That this restriction shall not apply (1) to grades 1, 2, 3, and 4 of the clerical-mechanical service, or (2) to require the reduction in salary of any person whose compensation was fixed as of July 1, 1924, in accordance with the rules of section 6 of such act, (3) to require the reduction in salary of any person who is transferred from one position to another position in the same or different grade in the same or a different bureau, office, or other appropriation unit, or (4) to prevent the payment of a salary under any grade at a rate higher than the maximum rate of the grade when such higher rate is permitted by the classification act of 1923, and is specifically authorized by other law.		
Total, Executive office and independent establishments .....	520, 402, 641. 00	521, 049, 936. 64

# ESTIMATES OF APPROPRIATIONS REQUIRED FOR THE SERVICE OF THE FISCAL YEAR ENDING JUNE 30, 1928

General object (title of appropriation), date of acts, references to Statutes at Large, or to Revised Statutes, and estimated amount required for each detailed object	Total amount to be appropriated under each head of appropriation	Amount appropriated for the fiscal year ending June 30, 1927.
--	--	---

## CHAPTER III.—DEPARTMENT OF AGRICULTURE

### OFFICE OF THE SECRETARY

#### Salaries, Office of Secretary of Agriculture—

For Secretary of Agriculture, \$15,000; Assistant Secretary and other personal services in the District of Columbia, including \$7,294 for extra labor and emergency employments, in accordance with the classification act of 1923, and for personal services in the field, \$650,960, \$642,000; in all, \$665,960, \$657,000, of which amount not to exceed \$644,360 \$634,600 may be expended for personal services in the District of Columbia: *Provided*, That in expending appropriations or portions of appropriations, contained in this act, for the payment for personal services in the District of Columbia in accordance with the classification act of 1923, the average of the salaries of the total number of persons under any grade in any bureau, office, or other appropriation unit shall not at any time exceed the average of the compensation rates specified for the grade by such act, and in grades in which only one position is allocated the salary of such position shall not exceed the average of the compensation rates for the grade except that in unusually meritorious cases of one position in a grade advances may be made to rates higher than the average of the compensation rates of the grade but not more often than once in any fiscal year and then only to the next higher rate: *Provided*, That this restriction shall not apply (1) to grades 1, 2, 3, and 4 of the clerical-mechanical service, or (2) to require the reduction in salary of any person whose compensation was fixed, as of July 1, 1924, in accordance with the rules of section 6 of such act, (3) to require the reduction in salary of any person who is transferred from one position to another position in the same or different grade, in the same or a different bureau, office, or other appropriation unit, or (4) to prevent the payment of a salary under any grade at a rate higher than the maximum rate of the grade when such higher rate is permitted by the classification act of 1923, and is specifically authorized by other law: *Provided further*, That the Secretary of Agriculture is authorized to contract for stenographic reporting services and the appropriations made in this act shall be available for such purposes (act May 11, 1926, vol. 44, pp. 499, 500)-----

\$657,000. 00

\$665,960. 00

	Estimated expenditures, 1928 appropriation	Estimated expenditures, 1927 appropriation	Expended and obligated, 1926
Departmental service:			
Salaries—			
Clerical, administrative, and fiscal service—			
Grade 14, \$7,500 and over—			
Secretary.....	No. 1 Salary \$15,000	No. 1 Salary \$15,000	No. 1 Salary \$15,000
Special executive officer (Assistant Secretary).....	1 7,500	1 7,500	1 7,500
Grade 12, \$5,200 to \$6,000; average, \$5,600—			
Senior administrative officers (1. assistant to Secretary; 2. Budget officer).....	2 5,500	2 5,500	1½ 5,200
Grade 11, \$3,800 to \$5,000; average, \$4,400—			
Administrative officers (1. Chief clerk; 2. Director of purchase; 3. Disbursing clerk).....	3 4,333	3 4,333	3 4,133
Grade 10, \$3,300 to \$3,900; average, \$3,600—			
Junior administrative officers.....	2 3,650	2 3,650	1½ 3,744
Senior accountant and auditor.....	1 3,600	1 3,600	½ 3,500
Grade 9, \$3,000 to \$3,600; average, \$3,300—			
Senior administrative assistants.....	5 3,300	5 3,300	3½ 3,198
Grade 8, \$2,700 to \$3,300; average, \$3,000—			
Administrative assistants.....	4 3,000	4 3,000	2½ 2,861
Associate investigators.....	2 2,850	2 2,850	1½ 2,783
Assistant traffic manager.....	1 3,000	1 3,000	1 3,000
Grade 7, \$2,400 to \$3,000; average, \$2,700—			
Junior administrative assistants.....	10 2,690	10 2,690	10 2,613
Senior transportation-rate and traffic auditor.....	1 2,600	1 2,600	1 2,500
Grade 6, \$2,100 to \$2,700; average, \$2,400—			
Principal clerks.....	7 2,429	8 2,400	7½ 2,462
Grade 5, \$1,860 to \$2,400; average, \$2,111.42—			
Senior clerks.....	16 2,088	16 2,088	15½ 2,100
Senior clerk-stenographers.....	5 2,124	4½ 2,118	3½ 2,012
Head stenographers.....	3 1,973	3 1,973	2½ 2,027
Grade 4, \$1,680 to \$2,040; average, \$1,860—			
Clerks.....	18 1,870	18 1,870	16½ 1,872
Clerk-stenographers.....	3 1,940	3 1,940	3½ 1,900
Head operator.....	1 1,740	1 1,740	1 1,680
Principal stenographer.....			½ 1,920

## Estimates of appropriations required for the service of the fiscal year ending June 30, 1928—Continued

General object (title of appropriation), date of acts, references to Statutes at Large, or to Revised Statutes, and estimated amount required for each detailed object	Total amount to be appropriated under each head of appropriation				Amount appropriated for the fiscal year ending June 30, 1927	
<b>Salaries, Office of Secretary of Agriculture—Continued.</b>						
	Estimated expenditures, 1928 appropriation		Estimated expenditures, 1927 appropriation		Expended and obligated, 1926	
<b>Departmental service—Continued.</b>						
<b>Salaries—Continued.</b>						
Clerical, administrative, and fiscal service—Con.	<i>Average—</i>		<i>Average—</i>		<i>Average—</i>	
Grade 3, \$1,500 to \$1,660; average, \$1,680—	No.	Salary	No.	Salary	No.	Salary
Assistant clerks.....	22	\$1,664	22	\$1,664	24	\$1,668
Senior stenographers.....	11	1,636	11	1,636	10	1,632
Assistant clerk-stenographers.....	7	1,614	8	1,598	7	1,605
Head typist.....	1	1,620	1	1,620	1	1,560
Senior operator.....	1	1,560	1	1,560	1	1,500
Junior transportation-rate and traffic clerk.....	1	1,680	1	1,680	1	1,680
Grade 2, \$1,320 to \$1,680; average, \$1,500—						
Junior clerks.....	14	1,504	14	1,504	16	1,479
Junior operators.....	6	1,480	6	1,480	5	1,524
Junior clerk-typists.....	4	1,365	4	1,365	3	1,357
Junior clerk-stenographers.....	3	1,600	3	1,600	4	1,524
Senior typist.....	1	1,320	1	1,320	1	1,320
Junior stenographer.....					1	1,600
Grade 1, \$1,140 to \$1,500; average, \$1,320—						
Underclerks.....	10	1,320	10	1,320	11	1,326
Underoperators.....	7	1,303	7	1,303	6	1,298
Junior typists.....	4	1,200	4	1,200	3	1,209
Professional and scientific service—						
Grade 7, \$7,500 and over—						
Special scientists (directors).....	3	7,500	2	7,500	2	7,500
Grade 6, \$6,000 to \$7,500; average, \$6,750—						
Chief scientist (director).....	1	6,000	1	6,000	1	6,000
Chief attorney (solicitor).....	1	6,000	1	6,000	1	6,000
Grade 5, \$5,200 to \$6,000; average, \$5,600—						
Senior attorneys.....	3	5,267	3	5,267	2	5,200
Grade 4, \$3,800 to \$5,000; average, \$4,400—						
Attorneys.....	6	4,167	6	4,167	5	3,847
Grade 3, \$3,000 to \$3,600; average, \$3,300—						
Associate attorneys.....	9	3,089	9	3,089	7	3,088
Grade 2, \$2,400 to \$3,000; average, \$2,700—						
Assistant attorneys.....	1	2,600	1	2,600	3	2,640
Assistant librarian.....					1	2,400
Grade 1, \$1,960 to \$2,400; average, \$2,111.42—						
Junior attorney.....	1	2,200	1	2,200	1	2,200
Subprofessional service—						
Grade 6, \$1,860 to \$2,400; average, \$2,111.42—						
Senior engineering draftsman.....					1	1,860
Grade 5, \$1,680 to \$2,040; average, \$1,860—						
Library assistant.....	1	1,860	1	1,860	1	1,860
Custodial service—						
Grade 3, \$1,860 to \$2,400; average, \$2,111.42						
Principal mechanic.....					1	2,300
Grade 5, \$1,320 to \$1,680; average, \$1,500—						
Principal guards.....	3	1,440	3	1,440	3	1,380
Foreman of laborers (skilled laborer).....	1	1,680	1	1,680	1	1,680
Grade 4, \$1,140 to \$1,500; average, \$1,320—						
Senior guards.....	2	1,140	2	1,140	2	1,140
Head messenger.....	1	1,320	1	1,320	1	1,260
Assistant foreman of laborers.....	1	1,260	1	1,260	1	1,260
Grade 3, \$1,020 to \$1,260; average, \$1,140—						
Guards (watchmen).....	76	1,054	76	1,054	74	1,050
Messengers.....	6	1,160	6	1,160	5	1,142
Senior laborers.....	6	1,130	6	1,130	5	1,104
Minor mechanics.....	2	1,260	2	1,260	1	1,248
Grade 2, \$900 to \$1,140; average, \$1,020—						
Junior laborers.....	23	1,030	23	1,030	22	1,013
Assistant messengers.....	8	908	8	908	7	908
Junior laborers (charwomen, 3 hours per day).....	31	366	31	366	30	366
Junior laborer (charwoman, 6 hours per day).....	1	732	1	732	1	732
Grade 1, \$600 to \$780; average, \$690—						
Junior messengers.....	4	600.00	4	600.00	4	625
Amount paid from 1926 salaries to meet increase in salary of Secretary for fiscal year 1925.....					970.83	
Total average number of regular employees.....	369		370		362	
01 Total salaries, regular employees.....	634,066.00		636,266.00		598,239.94	
Unclassified part-time employees, at \$2.50 per diem when actually employed (relief watchmen).....	30		30		30	
01 Total salaries and wages, part-time employees.....	7,294.00		7,294.00		7,056.25	
Field service:						
Salaries and wages—						
Salary range, \$3,900 to \$5,000; average, \$4,400—						
District law officers.....	2	4,000	2	4,000		
Salary range, \$3,300 to \$3,900; average, \$3,600—						
District law officers.....	4	3,600	4	3,600		
Total average number of employees.....	6		6			
01 Total salaries and wages, field service.....	22,400.00		22,400.00			
Total personal services.....	663,760.00		665,960.00		605,296.19	
Less salary lapses.....	6,760.00					
01 Net personal services.....	657,000.00		665,960.00		605,296.19	
The difference between 1928 and 1927 is due to salary lapses.....	\$6,760					
Transfer of one employee at \$2,200 to extension service.....	2,200					
Total decrease.....	8,960					

*Estimates of appropriations required for the service of the fiscal year ending June 30, 1928—Continued*

General object (title of appropriation), date of acts, references to Statutes at Large, or to Revised Statutes, and estimated amount required for each detailed object				Total amount to be appropriated under each head of appropriation	Amount appropriated for the fiscal year ending June 30, 1927																																																																																																																																																																																																																																																																								
<b>Compensation, Mechanical Shops and Power Plant, Department of Agriculture—</b> For salaries and compensation of necessary employees in the mechanical shops and power plant of the Department of Agriculture [\$92,000] (act May 11, 1926, vol. 44, p. 500)				\$91,000.00	\$92,000.00																																																																																																																																																																																																																																																																								
Departmental service: <table border="1"> <thead> <tr> <th colspan="2">Estimated expenditures, 1928 appropriation</th><th colspan="2">Estimated expenditures, 1927 appropriation</th><th colspan="2">Expended and obligated, 1926</th></tr> <tr> <th colspan="2">Average—</th><th colspan="2">Average—</th><th colspan="2">Average—</th></tr> <tr> <th>No.</th><th>Salary</th><th>No.</th><th>Salary</th><th>No.</th><th>Salary</th></tr> </thead> <tbody> <tr> <td colspan="6"><b>Salaries—</b></td></tr> <tr> <td colspan="6">Clerical, administrative, and fiscal service—</td></tr> <tr> <td>Grade 10, \$3,300 to \$3,900; average, \$3,600—</td><td></td><td></td><td></td><td></td><td></td></tr> <tr> <td>Junior administrative officer</td><td>1</td><td>1</td><td>\$3,300</td><td></td><td></td></tr> <tr> <td>Grade 9, \$3,000 to \$3,600; average, \$3,300—</td><td></td><td></td><td></td><td></td><td></td></tr> <tr> <td>Senior administrative assistant</td><td></td><td></td><td></td><td>1</td><td>3,000</td></tr> <tr> <td>Grade 7, \$2,400 to \$3,000; average, \$2,700—</td><td></td><td></td><td></td><td></td><td></td></tr> <tr> <td>Junior administrative assistant</td><td>1</td><td>1</td><td>2,700</td><td>1</td><td>2,600</td></tr> <tr> <td>Grade 5, \$1,860 to \$2,400; average, \$2,111.42—</td><td></td><td></td><td></td><td></td><td></td></tr> <tr> <td>Senior clerk</td><td>1</td><td>1</td><td>2,100</td><td>1</td><td>2,100</td></tr> <tr> <td>Grade 4, \$1,680 to \$2,040; average, \$1,860—</td><td></td><td></td><td></td><td></td><td></td></tr> <tr> <td>Clerks</td><td>3</td><td>3</td><td>1,700</td><td>2</td><td>1,680</td></tr> <tr> <td>Grade 3, \$1,500 to \$1,860; average, \$1,680—</td><td></td><td></td><td></td><td></td><td></td></tr> <tr> <td>Assistant clerk</td><td>1</td><td>1</td><td>1,620</td><td>1</td><td>1,560</td></tr> <tr> <td colspan="6"><b>Custodial service—</b></td></tr> <tr> <td>Grade 10, \$2,400 to \$3,000; average, \$2,700—</td><td></td><td></td><td></td><td></td><td></td></tr> <tr> <td>Chief mechanical superintendent</td><td>1</td><td>1</td><td>2,900</td><td>1</td><td>2,800</td></tr> <tr> <td>Grade 9, \$2,100 to \$2,700; average, \$2,400—</td><td></td><td></td><td></td><td></td><td></td></tr> <tr> <td>Assistant mechanical superintendent</td><td>1</td><td>1</td><td>2,400</td><td>1</td><td>2,400</td></tr> <tr> <td>Grade 8, \$1,860 to \$2,400; average, \$2,111.42—</td><td></td><td></td><td></td><td></td><td></td></tr> <tr> <td>Principal mechanics</td><td>6</td><td>6</td><td>2,150</td><td>6</td><td>2,150</td></tr> <tr> <td>Grade 7, \$1,680 to \$2,040; average, \$1,860—</td><td></td><td></td><td></td><td></td><td></td></tr> <tr> <td>Senior mechanics</td><td>6</td><td>6</td><td>1,930</td><td>6</td><td>1,930</td></tr> <tr> <td>Grade 6, \$1,500 to \$1,860; average, \$1,680—</td><td></td><td></td><td></td><td></td><td></td></tr> <tr> <td>Mechanics</td><td>48</td><td>48</td><td>1,749</td><td>48</td><td>1,747</td></tr> <tr> <td>Grade 5, \$1,320 to \$1,680; average, \$1,500—</td><td></td><td></td><td></td><td></td><td></td></tr> <tr> <td>Junior mechanics</td><td>2</td><td>2</td><td>1,470</td><td>2</td><td>1,440</td></tr> <tr> <td>Grade 4, \$1,140 to \$1,500; average, \$1,320—</td><td></td><td></td><td></td><td></td><td></td></tr> <tr> <td>Undermechanics</td><td>24</td><td>24</td><td>1,288</td><td>23</td><td>1,278</td></tr> <tr> <td>Grade 3, \$1,020 to \$1,260; average, \$1,140—</td><td></td><td></td><td></td><td></td><td></td></tr> <tr> <td>Minor mechanics</td><td>13</td><td>13</td><td>1,191</td><td>14</td><td>1,155</td></tr> <tr> <td>Senior laborers</td><td>2</td><td>2</td><td>1,140</td><td>2</td><td>1,110</td></tr> <tr> <td>Grade 2, \$900 to \$1,140 average, \$1,020—</td><td></td><td></td><td></td><td></td><td></td></tr> <tr> <td>Subordinate mechanics</td><td>18</td><td>19</td><td>956</td><td>18</td><td>953</td></tr> <tr> <td>Junior laborers</td><td>2</td><td>2</td><td>1,050</td><td>3</td><td>1,044</td></tr> <tr> <td>Assistant messenger</td><td>1</td><td>1</td><td>1,020</td><td></td><td></td></tr> <tr> <td>Total average number of employees</td><td>131</td><td>132</td><td></td><td>134</td><td></td></tr> <tr> <td>Total salaries, departmental service</td><td></td><td></td><td>200,440.00</td><td></td><td>202,354.87</td></tr> <tr> <td>Reimbursement for 1928, 1927, and 1926</td><td></td><td></td><td>109,440.00</td><td></td><td>109,356.84</td></tr> <tr> <td>01 Total net salaries</td><td></td><td></td><td>91,000.00</td><td></td><td>92,998.03</td></tr> <tr> <td colspan="4">The difference between 1928 and 1927 is due to decrease in force, \$1,000.</td><td></td><td></td></tr> </tbody> </table>				Estimated expenditures, 1928 appropriation		Estimated expenditures, 1927 appropriation		Expended and obligated, 1926		Average—		Average—		Average—		No.	Salary	No.	Salary	No.	Salary	<b>Salaries—</b>						Clerical, administrative, and fiscal service—						Grade 10, \$3,300 to \$3,900; average, \$3,600—						Junior administrative officer	1	1	\$3,300			Grade 9, \$3,000 to \$3,600; average, \$3,300—						Senior administrative assistant				1	3,000	Grade 7, \$2,400 to \$3,000; average, \$2,700—						Junior administrative assistant	1	1	2,700	1	2,600	Grade 5, \$1,860 to \$2,400; average, \$2,111.42—						Senior clerk	1	1	2,100	1	2,100	Grade 4, \$1,680 to \$2,040; average, \$1,860—						Clerks	3	3	1,700	2	1,680	Grade 3, \$1,500 to \$1,860; average, \$1,680—						Assistant clerk	1	1	1,620	1	1,560	<b>Custodial service—</b>						Grade 10, \$2,400 to \$3,000; average, \$2,700—						Chief mechanical superintendent	1	1	2,900	1	2,800	Grade 9, \$2,100 to \$2,700; average, \$2,400—						Assistant mechanical superintendent	1	1	2,400	1	2,400	Grade 8, \$1,860 to \$2,400; average, \$2,111.42—						Principal mechanics	6	6	2,150	6	2,150	Grade 7, \$1,680 to \$2,040; average, \$1,860—						Senior mechanics	6	6	1,930	6	1,930	Grade 6, \$1,500 to \$1,860; average, \$1,680—						Mechanics	48	48	1,749	48	1,747	Grade 5, \$1,320 to \$1,680; average, \$1,500—						Junior mechanics	2	2	1,470	2	1,440	Grade 4, \$1,140 to \$1,500; average, \$1,320—						Undermechanics	24	24	1,288	23	1,278	Grade 3, \$1,020 to \$1,260; average, \$1,140—						Minor mechanics	13	13	1,191	14	1,155	Senior laborers	2	2	1,140	2	1,110	Grade 2, \$900 to \$1,140 average, \$1,020—						Subordinate mechanics	18	19	956	18	953	Junior laborers	2	2	1,050	3	1,044	Assistant messenger	1	1	1,020			Total average number of employees	131	132		134		Total salaries, departmental service			200,440.00		202,354.87	Reimbursement for 1928, 1927, and 1926			109,440.00		109,356.84	01 Total net salaries			91,000.00		92,998.03	The difference between 1928 and 1927 is due to decrease in force, \$1,000.							
Estimated expenditures, 1928 appropriation		Estimated expenditures, 1927 appropriation		Expended and obligated, 1926																																																																																																																																																																																																																																																																									
Average—		Average—		Average—																																																																																																																																																																																																																																																																									
No.	Salary	No.	Salary	No.	Salary																																																																																																																																																																																																																																																																								
<b>Salaries—</b>																																																																																																																																																																																																																																																																													
Clerical, administrative, and fiscal service—																																																																																																																																																																																																																																																																													
Grade 10, \$3,300 to \$3,900; average, \$3,600—																																																																																																																																																																																																																																																																													
Junior administrative officer	1	1	\$3,300																																																																																																																																																																																																																																																																										
Grade 9, \$3,000 to \$3,600; average, \$3,300—																																																																																																																																																																																																																																																																													
Senior administrative assistant				1	3,000																																																																																																																																																																																																																																																																								
Grade 7, \$2,400 to \$3,000; average, \$2,700—																																																																																																																																																																																																																																																																													
Junior administrative assistant	1	1	2,700	1	2,600																																																																																																																																																																																																																																																																								
Grade 5, \$1,860 to \$2,400; average, \$2,111.42—																																																																																																																																																																																																																																																																													
Senior clerk	1	1	2,100	1	2,100																																																																																																																																																																																																																																																																								
Grade 4, \$1,680 to \$2,040; average, \$1,860—																																																																																																																																																																																																																																																																													
Clerks	3	3	1,700	2	1,680																																																																																																																																																																																																																																																																								
Grade 3, \$1,500 to \$1,860; average, \$1,680—																																																																																																																																																																																																																																																																													
Assistant clerk	1	1	1,620	1	1,560																																																																																																																																																																																																																																																																								
<b>Custodial service—</b>																																																																																																																																																																																																																																																																													
Grade 10, \$2,400 to \$3,000; average, \$2,700—																																																																																																																																																																																																																																																																													
Chief mechanical superintendent	1	1	2,900	1	2,800																																																																																																																																																																																																																																																																								
Grade 9, \$2,100 to \$2,700; average, \$2,400—																																																																																																																																																																																																																																																																													
Assistant mechanical superintendent	1	1	2,400	1	2,400																																																																																																																																																																																																																																																																								
Grade 8, \$1,860 to \$2,400; average, \$2,111.42—																																																																																																																																																																																																																																																																													
Principal mechanics	6	6	2,150	6	2,150																																																																																																																																																																																																																																																																								
Grade 7, \$1,680 to \$2,040; average, \$1,860—																																																																																																																																																																																																																																																																													
Senior mechanics	6	6	1,930	6	1,930																																																																																																																																																																																																																																																																								
Grade 6, \$1,500 to \$1,860; average, \$1,680—																																																																																																																																																																																																																																																																													
Mechanics	48	48	1,749	48	1,747																																																																																																																																																																																																																																																																								
Grade 5, \$1,320 to \$1,680; average, \$1,500—																																																																																																																																																																																																																																																																													
Junior mechanics	2	2	1,470	2	1,440																																																																																																																																																																																																																																																																								
Grade 4, \$1,140 to \$1,500; average, \$1,320—																																																																																																																																																																																																																																																																													
Undermechanics	24	24	1,288	23	1,278																																																																																																																																																																																																																																																																								
Grade 3, \$1,020 to \$1,260; average, \$1,140—																																																																																																																																																																																																																																																																													
Minor mechanics	13	13	1,191	14	1,155																																																																																																																																																																																																																																																																								
Senior laborers	2	2	1,140	2	1,110																																																																																																																																																																																																																																																																								
Grade 2, \$900 to \$1,140 average, \$1,020—																																																																																																																																																																																																																																																																													
Subordinate mechanics	18	19	956	18	953																																																																																																																																																																																																																																																																								
Junior laborers	2	2	1,050	3	1,044																																																																																																																																																																																																																																																																								
Assistant messenger	1	1	1,020																																																																																																																																																																																																																																																																										
Total average number of employees	131	132		134																																																																																																																																																																																																																																																																									
Total salaries, departmental service			200,440.00		202,354.87																																																																																																																																																																																																																																																																								
Reimbursement for 1928, 1927, and 1926			109,440.00		109,356.84																																																																																																																																																																																																																																																																								
01 Total net salaries			91,000.00		92,998.03																																																																																																																																																																																																																																																																								
The difference between 1928 and 1927 is due to decrease in force, \$1,000.																																																																																																																																																																																																																																																																													
<b>Miscellaneous Expenses, Department of Agriculture—</b> For stationery, blank books, twine, paper, gum, dry goods, soap, brushes, brooms, mats, oils, paints, glass, lumber, hardware, ice, fuel, water and gas pipes, heating apparatus, furniture, carpets, and mattings; for lights, freight, express charges, not to exceed \$700 for newspapers for which payment may be made in advance, advertising and press clippings, telegraphing, telephoning, postage, washing towels, and necessary repairs and improvements to buildings and heating apparatus; [for the purchase, subsistence, and care of horses and the purchase and repair of harness and vehicles, for official purposes only, including necessary expenses] for the maintenance, repair, and operation of not to exceed three motor-propelled passenger-carrying vehicles and one motor cycle for official purposes; [an automobile for the official use of the Secretary of Agriculture;] for the payment of the Department of Agriculture's proportionate share of the expense of the dispatch agent in New York; for official traveling expenses; [not to exceed \$35,000, which shall be immediately available for the purchase of additional land for experimental purposes adjoining the experimental farm of the Department of Agriculture near Beltsville, Maryland;] and for other miscellaneous supplies and expenses not otherwise provided for and necessary for the practical and efficient work of the department [ \$180,000], \$143,000, of which not to exceed [\$4,000] \$1,500, in addition to the turn-in value of [the automobile] three automobiles now in use by the [Secretary] Department of Agriculture, may be used for the purchase of an automobile for [his] official use (act May 11, 1926, vol. 44, p. 500)				143,000.00	180,000.00																																																																																																																																																																																																																																																																								

*Estimates of appropriations required for the service of the fiscal year ending June 30, 1928—Continued.*

General object (title of appropriation), date of acts, references to Statutes at Large, or to Revised Statutes, and estimated amount required for each detailed object

Total amount to be appropriated under each head of appropriation

Amount appropriated for the fiscal year ending June 30, 1927

*Miscellaneous Expenses, Department of Agriculture—Continued.*

	Estimated expenditures, 1928 appropriation	Estimated expenditures, 1927 appropriation	Expended and obligated, 1926
01 Salaries, United States dispatch agent.....	\$600.00	\$600.00	\$600.00
Supplies and materials:			
0200 Stationery and office supplies.....	6,000.00	6,000.00	6,247.93
0210 Medical and hospital supplies.....	100.00	100.00	117.87
0220 Scientific and educational supplies.....	500.00	500.00	509.47
0230 Fuel (including gas).....	48,000.00	47,500.00	47,189.48
0280 Sundry supplies.....	7,000.00	7,000.00	7,488.05
0290 Materials.....	16,500.00	16,500.00	17,202.67
02 Total supplies and materials.....	78,100.00	77,600.00	78,755.47
Communication service:			
0500 Telegraph service.....	500.00	500.00	548.72
0510 Telephone service.....	3,500.00	3,500.00	3,940.10
0520 Other communication service.....	1,600.00	1,600.00	1,666.91
05 Total communication service.....	5,600.00	5,600.00	6,155.73
0615 Transportation.....	3,400.00	3,400.00	3,455.64
0616 Subsistence.....	900.00	900.00	928.37
06 Total travel expenses.....	4,300.00	4,300.00	4,384.01
07 Transportation of things (including parcels postage).....	2,000.00	2,000.00	2,198.19
10 Furnishing of heat, light, power, water, and electricity.....	18,000.00	18,000.00	18,581.30
11 Rents: Other rents (equipment).....	100.00	100.00	
12 Repairs and alterations.....	5,000.00	5,000.00	5,210.34
13 Special and miscellaneous current expenses.....	2,200.00	2,200.00	2,224.49
Equipment:			
3000 Passenger-carrying vehicles.....		4,000.00	
3010 Furniture, furnishings, and fixtures.....	10,750.00	10,750.00	10,958.85
3050 Other equipment.....	8,100.00	6,600.00	6,686.64
30 Total equipment.....	18,850.00	21,350.00	17,645.49
31 Land and interests in land.....		35,000.00	
33 Stores purchased for resale.....	8,250.00	8,250.00	8,224.13
Total.....	143,000.00	180,000.00	143,979.15

Statement of proposed expenditures from the appropriation for miscellaneous expenses, Department of Agriculture, for the fiscal year ending June 30, 1928, for the maintenance, repair, and operation of motor-propelled passenger-carrying vehicles, as required by section 5 of the act of July 16, 1914 (38 Stat. p. 508)

Office	For maintenance, repair, and operation			Public purposes for which intended	Officials and employees by whom used
	Number	Description	Amount		
Secretary's.....	3	Automobile....	\$1,500	Personal transportation on official business.	Secretary of Agriculture, and immediate assistants, Washington, D. C.
	1	Motor cycle....	100	do .....	Messenger.

*Rent of Buildings, Department of Agriculture—*

For rent of buildings and parts of buildings in the District of Columbia, for use of the various bureaus, divisions, and offices of the Department of Agriculture, **[\$195,366] \$180,366: Provided,** That only such part of this sum shall be available to pay rent for space which can not be furnished by the Public Buildings Commission in Government buildings located in the District of Columbia (act May 11, 1926, vol. 44, p. 501).....

**[For rent for the Fixed Nitrogen Research Laboratory, \$10,000, to be paid from the funds transferred to the Department of Agriculture by the War Department.]**

1100 Rent of buildings and structures: Expenditures—1928, \$180,366; 1927, \$195,366; 1926, \$181,573.35.

Statement showing estimated amounts that will be paid from the appropriation "Rent of buildings, Department of Agriculture," during the fiscal year 1927 for quarters to be occupied by the various branches of the department (38 Stat. p. 1108)

Bureau of Agricultural Economics.....	\$38,694	Office of the Secretary <sup>1</sup> .....	\$37,700
Bureau of Animal Industry.....	2,480	Packers and Stockyards Administration.....	2,815
Bureau of Biological Survey.....	3,921	Bureau of Plant Industry.....	15,526
Bureau of Chemistry.....	17,770	Bureau of Public Roads.....	12,000
Forest Service.....	35,600	Weather Bureau.....	500
Grain Futures Administration.....	185	Unobligated.....	18,348
Insecticide and Fungicide Board.....	4,360	Total.....	195,366
Library, Department of Agriculture.....	5,477		

<sup>1</sup> Includes Extension Service, Office of Experiment Stations, Office of Information, and departmental storage.

Total, Office of the Secretary.....

\$180,366.00

\$195,366.00

1,071,366.00

1,133,326.00

*Estimates of appropriations required for the service of the fiscal year ending June 30, 1928—Continued*

General object (title of appropriation), date of acts, references to Statutes at Large, or to Revised Statutes, and estimated amount required for each detailed object	Total amount to be appropriated under each head of appropriation	Amount appropriated for the fiscal year ending June 30, 1927
<b>OFFICE OF INFORMATION</b>		
<p><b>Salaries, Office of Information—</b>  Salaries: For chief of office and other personal services in the District of Columbia in accordance with the classification act of 1923, \$331,380 (<i>act May 11, 1926, vol. 44, p. 501</i>).]</p> <p><b>General Expenses, Office of Information—</b>  General expenses, Office of Information: For miscellaneous objects of expenditure in connection with the publication, indexing, illustration, and distribution of bulletins, documents, and reports, as follows:  For labor-saving machinery and supplies, envelopes, stationery and materials, office furniture and fixtures, photographic equipment and materials, artists' tools and supplies, telephone and telegraph service, freight and express charges; purchase and maintenance of bicycles; purchase of manuscripts; traveling expenses; electrotypes, illustrations, and other expenses not otherwise provided for (<i>act May 11, 1926, vol. 44, p. 501</i>), \$35,000.]</p> <p><b>Salaries and Expenses, Office of Information—</b>  For necessary expenses in connection with the publication, indexing, illustration, and distribution of bulletins, documents, and reports, including labor-saving machinery and supplies, envelopes, stationery and materials, office furniture and fixtures, photographic equipment and materials, artists' tools and supplies, telephone and telegraph service, freight and express charges; purchase and maintenance of bicycles; purchase of manuscripts; traveling expenses; electrotypes, illustrations, and other expenses not otherwise provided for, \$377,000, of which not to exceed \$333,000 may be used for personal services in the District of Columbia in accordance with the classification act of 1923.</p>	\$377, 000. 00	\$366, 380. 00

	Estimated expenditures, 1928 appropriation	Estimated expenditures, 1927 appropriation	Expended and obligated, 1926
<b>Departmental service:</b>			
<b>Salaries—</b>			
Professional and scientific service—	<i>Average—</i>	<i>Average—</i>	<i>Average—</i>
Grade 6, \$6,000 to \$7,500; average, \$6,750—	No. 1 Salary \$6,000	No. 1 Salary \$6,000	No. 1 Salary \$6,000
Chief scientist (director of information).....	1 4,800	1 4,800	1 4,400
Grade 4, \$3,800 to \$5,000; average, \$4,400—	1 4,000		1 3,800
Scientist (editorial chief).....			
Educationist (chief of radio).....			
Grade 3, \$3,000 to \$3,600; average, \$3,300—			
Associate scientist (editor of scientific publica- tions).....	1 3,000	1 3,000	
<b>Subprofessional service—</b>			
Grade 8, \$2,400 to \$3,000; average, \$2,700—			
Chief scientific illustrator.....	1 2,400	1 2,400	1 2,500
Grade 6, \$1,860 to \$2,400; average, \$2,111.42—			
Senior scientific illustrators.....	6 1,890	6 1,890	6 1,874
Grade 5, \$1,680 to \$2,040; average, \$1,860—			
Scientific illustrator.....	1 1,740	1 1,740	1 1,680
Grade 4, \$1,500 to \$1,860; average, \$1,680—			
Junior library assistant.....	1 1,680	1 1,680	1 1,590
Grade 2, \$1,140 to \$1,500; average, \$1,320—			
Underscientific helper.....			1 1,320
Grade 1, \$900 to \$1,260; average, \$1,080—			
Minor scientific helper.....			1 1,050
<b>Clerical, administrative, and fiscal service—</b>			
Grade 12, \$5,200 to \$6,000; average, \$5,600—			
Senior administrative officer.....	1 5,200	1 5,200	1 5,200
Grade 11, \$3,800 to \$5,000; average, \$4,400—			
Administrative officer (chief of press service).....	1 4,000	1 4,000	1 3,800
Grade 10, \$3,300 to \$3,900; average, \$3,600—			
Administrative officers.....	2 3,400	2 3,400	1 3,650
Senior editor.....	1 3,500	1 3,500	1 3,500
Grade 8, \$2,700 to \$3,300; average, \$3,000—			
Administrative assistants.....	4 2,925	4 2,925	2 2,910
Associate editors.....	2 3,050	2 3,050	2 3,027
Agricultural writers.....	4 2,700	1 2,700	1 2,700
Grade 7, \$2,400 to \$3,000; average, \$2,700—			
Junior administrative assistants.....	4 2,825	4 2,825	4 2,825
Assistant editor.....	1 2,400	1 2,400	
Chief photographer.....	1 2,400	1 2,400	1 2,400
Grade 6, \$2,100 to \$2,700; average, \$2,400—			
Principal clerks.....	7 2,428	7 2,428	8 2,371
Principal clerk-stenographer.....	1 2,500	1 2,500	1 2,400
Grade 5, \$1,860 to \$2,400; average, \$2,111.42—			
Senior clerks.....	4 2,250	4 2,250	3 2,283
Senior photographers.....	9 1,900	9 1,900	8 1,886
Senior operator.....	1 2,100	1 2,100	1 2,100
Grade 4, \$1,680 to \$2,040; average, \$1,860—			
Clerks.....	10 1,830	10 1,830	7 1,832
Head operators.....	3 1,900	3 1,900	3 1,900
Clerk-stenographers.....	3 1,700	2 1,710	
Grade 3, \$1,500 to \$1,960; average, \$1,680—			
Assistant clerks.....	17 1,595	17 1,595	16 1,604
Senior stenographer.....	1 1,680	1 1,680	1 1,680
Assistant clerk-stenographers.....	2 1,680	2 1,680	3 1,652
Senior operators.....	2 1,650	2 1,650	2 1,620
Assistant photographer.....			1 1,560

## Estimates of appropriations required for the service of the fiscal year ending June 30, 1928—Continued

General object (title of appropriation), date of acts, references to Statutes at Large, or to Revised Statutes, and estimated amount required for each detailed object				Total amount to be appropriated under each head of appropriation	Amount appropriated for the fiscal year ending June 30, 1927
<i>Salaries and Expenses, Office of Information—Continued.</i>					
Departmental service—Continued.					
Salaries—Continued.					
Clerical, administrative, and fiscal service—Contd.					
Grade 2, \$1,320 to \$1,680; average, \$1,500—	Average—	Average—	Average—		
	No. Salary	No. Salary	No. Salary		
Junior operators.....	12 \$1,445	12 \$1,445	12 \$1,445		\$1,349
Senior typist.....	1 1,500	1 1,500	2 1,537		1,537
Junior clerk-typist.....	7 1,397	7 1,397	5 1,354		1,354
Junior clerk-stenographers.....	4 1,380	3 1,400	2 1,398		1,398
Junior clerks.....	22 1,411	22 1,415	25 1,400		1,400
Grade 1, \$1,140 to \$1,500; average, \$1,320—					
Underclerks.....	11 1,271	11 1,271	10 1,242		1,242
Underoperators.....	21 1,333	24 1,333	24 1,335		1,335
Underphotographer.....	1 1,380	1 1,380	1 1,380		1,380
Custodial service—					
Grade 6, \$1,500 to \$1,860; average, \$1,680—					
Mechanic.....	1 1,620	1 1,620	1 1,590		1,590
Grade 3, \$1,020 to \$1,280; average, \$1,140—					
Messenger.....	1 1,080	1 1,080	1 1,080		1,080
Senior laborers.....	4 1,140	4 1,140	4 1,112		1,112
Grade 2, \$900 to \$1,140; average, \$1,020—					
Junior laborers.....	10 794	10 794	10 792		792
Assistant messengers.....	7 934	7 934	6 939		939
Grade 1, \$600 to \$780; average, \$690—					
Junior messenger.....			1 720		720
Total average number of employees.....	196	194	189		
01 Total salaries, departmental service.....	342,380	331,380	314,033		
Less salary lapses.....	4,380				
01 Net salaries, departmental service.....	338,000	331,380	314,033		
The difference between 1928 and 1927 is due to—					
Increase in force.....	\$11,000				
Salary lapses.....	4,380				
Net increase.....	6,620				
Supplies and materials:					
0200 Stationery and office supplies.....	12,900.00	12,900.00	13,985.24		
0210 Medical and hospital supplies.....	15.00	15.00	17.03		
0220 Scientific and educational supplies.....	460.00	460.00	483.07		
0280 Sundry supplies.....	300.00	300.00	307.67		
0290 Materials.....			3.45		
02 Total supplies and materials.....	13,675.00	13,675.00	14,796.46		
Communication service:					
0500 Telegraph service.....	25.00	25.00	19.80		
0510 Telephone service.....	800.00	800.00	845.10		
05 Total communication service.....	825.00	825.00	864.90		
Travel expenses:					
0615 Transportation.....	900.00	900.00	881.35		
0616 Subsistence.....	400.00	400.00	387.38		
06 Total travel expense.....	1,300.00	1,300.00	1,268.73		
07 Transportation of things.....	5,000.00	5,000.00	5,549.51		
08 Photographing and photographs and prints.....	100.00	100.00	108.75		
11 Rents.....	2,500.00	2,500.00	1,175.00		
12 Repairs and alterations.....	3,600.00	3,600.00	4,075.48		
13 Special and miscellaneous current expenses.....			8.25		
Equipment:					
3010 Furniture, furnishings, and fixtures.....	2,000.00	2,000.00	1,987.09		
3020 Educational and scientific equipment.....	1,500.00	1,500.00	1,993.27		
3050 Other equipment.....	8,500.00	3,500.00	393.64		
30 Total equipment.....	12,000.00	7,000.00	4,374.00		
Reserve.....		1,000.00			
Total.....	377,000.00	366,380.00	346,254.06		
<i>Printing and Binding, Department of Agriculture—</i>					
For all printing and binding for the Department of Agriculture, including all of its bureaus, offices, institutions, and services located in Washington, District of Columbia, and elsewhere, [\$738,000] \$730,000, including the Annual Report of the Secretary of Agriculture, as required by the act approved January 12, 1895, and in pursuance of the joint resolution numbered 13, approved March 30, 1906, and also including not to exceed \$250,000 for farmers' bulletins, which shall be adapted to the interests of the people of the different sections of the country, an equal proportion of four-fifths of which shall be delivered to or sent out under the addressed franks furnished by the Senators, Representatives, and Delegates in Congress, as they shall direct, but not including work done at the field printing plants of the Weather Bureau and the Forest Service authorized by the Joint Committee on Printing, in accordance with the act approved March 1, 1919 (act May 11, 1926, vol. 44, p. 501).....				\$730,000.00	\$738,000.00



*Estimates of appropriations required for the service of the fiscal year ending June 30, 1928—Continued*

General object (title of appropriation), date of acts, references to Statutes at Large, or to Revised Statutes, and estimated amount required for each detailed object				Total amount to be appropriated under each head of appropriation	Amount appropriated for the fiscal year ending June 30, 1927
<b>Printing and Binding, Department of Agriculture—Continued.</b>					
	Estimated expenditures, 1928 appropriation	Estimated expenditures, 1927 appropriation	Expended and obligated, 1926		
0800 Publications and binding.....	\$516,000.00	\$522,000.00	\$523,598.65		
0810 Lithographing.....	44,450.00	45,000.00	46,569.24		
02011 Printed forms and letterheads.....	169,550.00	171,000.00	167,738.90		
08 Total printing and binding.....	730,000.00	738,000.00	737,906.79		
[For printing, binding, and distribution of the publications entitled "Diseases of the Horse" and "Diseases of Cattle"]					\$200,000.00
08 Printing and binding: Expenditures, 1927, \$200,000.					
Total, Office of Information, [\$1,304,380] \$1,107,000, of which amount not to exceed [\$331,380] \$338,000 may be expended for personal services in the District of Columbia.				\$1,107,000.00	1,304,380.00
LIBRARY, DEPARTMENT OF AGRICULTURE					
<b>Salaries, Library, Department of Agriculture—</b>					
Salaries: For librarian and other personal services in the District of Columbia in accordance with the classification act of 1923 ( <i>act May 11, 1926, vol. 44, p. 520</i> )				54,680.00	54,680.00
	Estimated expenditures, 1928 appropriation	Estimated expenditures, 1927 appropriation	Expended and obligated, 1926		
Departmental service:					
Salaries—					
Professional and scientific service—					
Grade 4, \$3,800 to \$5,000; average, \$4,400—					
Librarian (librarian of the department).....	No. 1 Salary \$3,800	No. 1 Salary \$3,800	No. 1 Salary \$3,800		
Grade 3, \$3,000 to \$3,600; average, \$3,300—					
Associate librarian (assistant librarian).....	1 3,200	1 3,100			
Associate librarian (chief, catalogue and order division).....	1 3,000	1 3,000			
Grade 2, \$2,400 to \$3,000; average, \$2,700—					
Assistant librarian (chief, periodical division).....	1 2,900	1 2,900	1 2,900		
Assistant librarian (assistant chief, periodical division).....	1 2,400	1 2,400			
Assistant librarian (assistant chief, catalogue and order division).....	1 2,400	1 2,400	1 2,400		
Assistant librarian (reference assistant).....	1 2,400	1 2,400			
Grade 1, \$1,860 to \$2,400; average, \$2,111.42—					
Junior librarians (cataloguers).....	4 2,040	3 2,067	1 2,063		
Subprofessional service—					
Grade 5, \$1,680 to \$2,040; average, \$1,860—					
Library assistants.....	3 1,740	3 1,780	2 1,740		
Grade 4, \$1,500 to \$1,860; average, \$1,680—					
Junior library assistants.....	2 1,620	2 1,657	3 1,620		
Grade 3, \$1,320 to \$1,680; average, \$1,500—					
Under library assistants.....	2 1,440	2 1,440	1 1,351		
Grade 2, \$1,140 to \$1,500; average, \$1,320—					
Minor library assistants.....	2 1,170	2 1,170	2 1,140		
Grade 1, \$900 to \$1,260; average, \$1,080—					
Library aid.....			1 900		
Clerical, administrative, and fiscal service—					
Grade 5, \$1,860 to \$2,400; average, \$2,111.42—					
Senior clerk (secretary to librarian).....	1 2,200	1 2,200	1 2,100		
Grade 4, \$1,680 to \$2,040; average, \$1,860—					
Clerk (library accountant).....	1 1,980	1 1,980	1 1,920		
Clerk (translator).....	1 1,680	1 1,680	1 1,712		
Grade 3, \$1,500 to \$1,860; average, \$1,680—					
Assistant clerk.....	1 1,680	1 1,620	1 1,535		
Grade 2, \$1,320 to \$1,680; average, \$1,500—					
Junior clerk.....	1 1,500	1 1,474	1 1,380		
Grade 1, \$1,140 to \$1,500; average, \$1,320—					
Underclerk.....			1 1,440		
Custodial service—					
Grade 3, \$1,020 to \$1,260; average, \$1,140—					
Messenger.....	1 1,140	1 1,140	1 1,065		
Grade 2, \$900 to \$1,140; average, \$1,020—					
Assistant messengers.....	2 900	2 900	2 900		
Junior laborers.....	3 920	3 920	3 900		
Grade 1, \$600 to \$780; average, \$690—					
Junior messenger.....		1 600	1 600		
Total average number of employees.....	30 1/2	30 1/2	24 1/2		
01 Total salaries, departmental service.....	54,680.00	54,680.00	38,617.80		

*Estimates of appropriations required for the service of the fiscal year ending June 30, 1928—Continued*

General object (title of appropriation), date of acts, references to Statutes at Large, or to Revised Statutes, and estimated amount required for each detailed object				Total amount to be appropriated under each head of appropriation	Amount appropriated for the fiscal year ending June 30, 1927
<b>General Expenses, Library, Department of Agriculture—</b> General expenses, library: For books of reference, law books, technical and scientific books, periodicals, and for expenses incurred in completing imperfect series; for the employment of additional assistants in the city of Washington and elsewhere; for official traveling expenses, and for library fixtures, library cards, supplies, and for all other necessary expenses ( <i>act May 11, 1926, vol. 44, p. 520</i> )				\$29, 500. 00	\$29, 500. 00
	Estimated expenditures, 1928 appropriation	Estimated expenditures, 1927 appropriation	Expended and obligated, 1926		
Departmental service:					
Salaries:					
Professional and scientific service—					
Grade 2, \$2,400 to \$3,000; average, \$2,700—					
Assistant librarian (chief, periodical division).....	Average— No. Salary	Average— No. Salary	Average— No. Salary		
Assistant librarian (assistant chief, catalogue and order division).....	1 2,400	1 2,400	1 2,400		
Assistant librarian (reference assistant).....	1 2,400	1 2,400	1 2,400		
Grade 1, \$1,800 to \$2,400; average, \$2,111.42—					
Junior librarian (cataloguer).....	1 2,000	1 2,000	1 2,100		
Subprofessional service—					
Grade 4, \$1,500 to \$1,800; average, \$1,680—					
Junior library assistant.....			1 1,500		
Grade 3, \$1,320 to \$1,680; average, \$1,500—					
Under library assistant.....	1 1,320	1 1,320	1 1,340		
Grade 1, \$900 to \$1,260; average, \$1,080—					
Library aid.....			1 900		
Clerical, administrative, and fiscal service—					
Grade 2, \$1,320 to \$1,680; average, \$1,500—					
Senior typist.....			1 1,320		
Total average number of employees.....	2 1/2	2 1/2	2 1/2		
Total salaries, departmental service.....	5,320. 00	5,320. 00	5,080. 00		
Supplies and materials:					
0200 Stationery and office supplies.....	500. 00	500. 00	431. 06		
0220 Scientific and educational supplies.....			99. 60		
0280 Sundry supplies.....	50. 00	50. 00	43. 34		
02 Total supplies and materials.....	550. 00	550. 00	574. 00		
Travel expenses:					
0615 Transportation.....	100. 00	100. 00			
0616 Subsistence.....	50. 00	50. 00			
06 Total travel expenses.....	150. 00	150. 00			
07 Transportation of things (service).....	150. 00	150. 00	127. 22		
12 Repairs and alterations.....	500. 00	500. 00	497. 44		
Equipment:					
3010 Furniture, furnishings, and fixtures.....	500. 00	500. 00	396. 63		
3020 Educational, scientific, and recreational equipment.....	22,310. 00	22,310. 00	22,803. 95		
3050 Other equipment.....	20. 00	20. 00	8. 14		
30 Total equipment.....	22,830. 00	22,830. 00	23,208. 72		
Total.....	29,500. 00	29,500. 00	29,487. 38		
Total, Library, \$84,180, of which amount not to exceed \$60,000 may be expended for personal services in the District of Columbia				84, 180. 00	84, 180. 00

*Estimates of appropriations required for the service of the fiscal year ending June 30, 1928—Continued*

General object (title of appropriation), date of acts, references to Statutes at Large, or to Revised Statutes, and estimated amount required for each detailed object				Total amount to be appropriated under each head of appropriation	Amount appropriated for the fiscal year ending June 30, 1927
<b>OFFICE OF EXPERIMENT STATIONS</b>					
<b>Salaries, Office of Experiment Stations—</b>					
Salaries: For chief of office and other personal services in the District of Columbia in accordance with the classification act of 1923 ( <i>act May 11, 1926, vol. 44, p. 501</i> )-----				\$35, 386. 00	\$35, 386. 00
	Estimated expenditures, 1928 appropriation	Estimated expenditures, 1927 appropriation	Expended and obligated, 1926		
Departmental service:					
Salaries—					
Professional and scientific service—					
Grade 5, \$5,200 to \$6,000; average, \$5,600—					
Senior scientist.....	No. 1	Average—Salary \$5, 600	No. 1	Average—Salary \$5, 400	
Subprofessional service—					
Grade 4, \$1,500 to \$1,860; average, \$1,680—					
Junior library assistant.....	1	1, 620	1	1, 620	
Grade 3, \$1,320 to \$1,680; average, \$1,500—					
Underlibrary assistant.....	1	1, 320	1	1, 320	
Clerical, administrative, and fiscal service—					
Grade 6, \$2,100 to \$2,700; average, \$2,400—					
Principal clerk.....	1	2, 300	1	2, 300	1½ 2, 200
Grade 5, \$1,860 to \$2,400; average, \$2,111.42—					
Senior clerk-stenographer.....	1	2, 200	1	2, 200	1 2, 200
Senior clerks.....	2	2, 200	2	2, 200	1½ 2, 167
Grade 4, \$1,680 to \$2,040; average, \$1,860—					
Clerk-stenographer.....	1	1, 740	1	1, 740	1 1, 740
Principal stenographers.....	3½	1, 731	3½	1, 731	3 1, 740
Clerks.....	3	1, 700	3	1, 700	4½ 1, 720
Grade 3, \$1,500 to \$1,860; average, \$1,680—					
Assistant clerk.....	1	1, 560	1	1, 560	1 1, 530
Grade 2, \$1,320 to \$1,680; average, \$1,500—					
Senior typist.....	1	1, 500	1	1, 500	1 1, 440
Grade 1, \$1,140 to \$1,500; average, \$1,320—					
Junior clerk.....	1	1, 320	1	1, 320	1 1, 320
Custodial service—					
Grade 2, \$900 to \$1,140; average, \$1,020—					
Assistant messenger.....	1	900	1	900	1 900
Total average number of employees.....	18½		18½		18½
Total salaries, departmental service.....		35, 386		35, 386	35, 386
<b>General Expenses, Office of Experiment Stations—</b>					
To carry into effect the provisions of an act approved March 2, 1887, entitled "An act to establish agricultural experiment stations in connection with the colleges established in the several States under the provisions of an act approved July 2, 1862, and of the acts supplementary thereto," the sums apportioned to the several States, to be paid quarterly in advance ( <i>acts July 2, 1862, vol. 12, p. 503, sec. 1; Mar. 2, 1887, vol. 24, p. 440, secs. 1-10; May 11, 1926, vol. 44, pp. 501, 502</i> )-----				\$720, 000. 00	
22. Grants, subsidies, and contributions: Expenditures—1928, \$720,000; 1927, \$720,000; 1926, \$720,000.					
To carry into effect the provisions of an act approved March 16, 1906, entitled "An act to provide for an increased annual appropriation for agricultural experiment stations and regulating the expenditure thereof," the sums apportioned to the several States, to be paid quarterly in advance ( <i>acts Mar. 16, 1906, vol. 34, p. 63, secs. 2, 3; May 11, 1926, vol. 44, p. 502</i> )--				720, 000. 00	
22. Grants, subsidies, and contributions: Expenditures—1928, \$720,000; 1927, \$720,000; 1926, \$720,000.					
To carry into effect the provisions of an act entitled "An act to authorize the more complete endowment of agricultural experiment stations," approved February 24, 1925 [\$1,440,000] ( <i>acts Feb. 24, 1925, vol. 43, p. 970; May 11, 1926, vol. 44, p. 502</i> )-----				1, 920, 000. 00	
22 Grants, subsidies, and contributions: Expenditures—1928, \$1,920,000; 1927, \$1,440,000; 1926, \$960,000.					
To enable the Secretary of Agriculture to enforce the provisions of the acts approved March 2, 1887, March 16, 1906, and February 24, 1925, relative to their administration and for the administration of agricultural experiment stations in Alaska, Hawaii, Porto Rico, the island of Guam, and the Virgin Islands of the United States, including the employment of clerks, assistants, and other persons in the city of Washington and elsewhere, freight and express charges, official traveling expenses, office fixtures, supplies, apparatus, telegraph and telephone service, gas, electric current, and rent outside of the District of Columbia, \$89,180; and the Secretary of Agriculture shall prescribe the form of the annual financial statement required under the above acts, ascertain whether the expenditures are in accordance with their provisions, coordinate the work of the Department of Agriculture with that of the State agricultural colleges and experiment stations in the lines authorized in said acts, and make report thereon to Congress ( <i>acts July 2, 1862, vol. 12, p. 503, sec. 1; Mar. 2, 1887, vol. 24, p. 440, secs. 1-10; Mar. 16, 1906, vol. 34, p. 63, secs. 2, 3; May 11, 1926, vol. 44, p. 502</i> )-----				89, 180. 00	

## Estimates of appropriations required for the service of the fiscal year ending June 30, 1928—Continued

General object (title of appropriation), date of acts, references to Statutes at Large, or to Revised Statutes, and estimated amount required for each detailed object				Total amount to be appropriated under each head of appropriation	Amount appropriated for the fiscal year ending June 30, 1927
<i>General Expenses, Office of Experiment Stations—Continued.</i>					
	Estimated expenditures, 1928 appropriation	Estimated expenditures, 1927 appropriation	Expended and obligated, 1926		
Departmental service:					
Salaries—					
Professional and scientific service—					
Grade 5, \$5,200 to \$6,000; average, \$5,600—					
Senior scientist.....	No. 1 Salary \$5,200	No. 1 Salary \$5,200	No. 1 Salary \$5,200		
Grade 4, \$3,800 to \$5,000; average, \$4,400—					
Scientists.....	9 4,020	8 4,025	6 3,980		
Grade 3, \$3,000 to \$3,600; average, \$3,300—					
Associate scientists.....	4 3,225	4 3,225	3 3,121		
Grade 2, \$2,400 to \$3,000; average, \$2,700—					
Assistant librarian.....	1 2,400	1 2,400	1 2,600		
Assistant scientist.....	1 2,600	1 2,600	1 2,600		
Grade 1, \$1,860 to \$2,400; average, \$2,111.42—					
Junior librarian.....			1 2,100		
Subprofessional service—					
Grade 6, \$1,860 to \$2,400; average, \$2,111.42—					
Senior library assistant.....	1 2,100	1 2,100	1 2,100		
Grade 5, \$1,680 to \$2,040; average, \$1,860—					
Library assistant.....	1 1,800	1 1,800	1 1,992		
Clerical, administrative, and fiscal service—					
Grade 6, \$2,100 to \$2,700; average, \$2,400—					
Principal clerk.....	1 2,500	1 2,500	1 2,457		
Grade 5, \$1,860 to \$2,400; average, \$2,111.42—					
Senior clerks.....	2 2,030	2 2,030	1 1,860		
Grade 4, \$1,680 to \$2,040; average, \$1,860—					
Clerks.....	2 1,860	2 1,860	1 1,708		
Principal stenographers.....	3 1,699	3 1,699	1 1,680		
Grade 3, \$1,500 to \$1,860; average, \$1,680—					
Senior stenographer.....	1 1,500	1 1,500			
Custodial service—					
Grade 1, \$600 to \$780; average, \$690—					
Junior messenger.....	1 800	1 600			
01 Total average number of employees.....	28 81,755.00	28 80,300.00	18 59,497.47		
Total salaries, departmental service.....					
The difference between 1928 and 1927 is due to increase in force, \$1,455.					
Supplies and materials:					
0200 Stationery and office supplies.....	600.00	600.00	387.88		
0220 Scientific and educational supplies.....	75.00	100.00	54.67		
0280 Sundry supplies.....	75.00	75.00	38.99		
02 Total supplies and materials.....	750.00	775.00	481.54		
Communication service:					
0500 Telegraph service.....	25.00	25.00	18.24		
0510 Telephone service.....	275.00	275.00	200.43		
0520 Other communication service.....	50.00	50.00			
05 Total communication service.....	350.00	350.00	216.67		
Travel expenses:					
0615 Transportation.....	2,600.00	2,900.00	1,994.31		
0616 Subsistence.....	2,100.00	2,300.00	1,466.70		
06 Total travel expenses.....	4,700.00	5,200.00	3,461.01		
07 Transportation of things (service).....	700.00	700.00	519.18		
08 Printing and binding.....	25.00	25.00	12.72		
12 Repairs and alterations.....	450.00	600.00	210.47		
13 Miscellaneous current expenses.....	25.00	30.00	11.80		
30 Equipment: Furniture, furnishings, and fixtures.....	425.00	700.00	916.41		
Reserve.....		500.00			
Total.....	89,180.00	89,180.00	65,327.27		
To enable the Secretary of Agriculture to establish and maintain agricultural experiment stations in Alaska, Hawaii, Porto Rico, the island of Guam, and the Virgin Islands of the United States, including the erection of buildings, the preparation, illustration, and distribution of reports and bulletins, and all other necessary expenses, <b>[\$233,980]</b> \$237,640, as follows: Alaska, \$76,240; Hawaii, \$54,940; Porto Rico, \$56,460; Guam, <b>[\$24,160]</b> \$25,000, and the Virgin Islands of the United States, <b>[\$22,180]</b> \$25,000; and the Secretary of Agriculture is authorized to sell such products as are obtained on the land belonging to the agricultural experiment stations in Alaska, Hawaii, Porto Rico, the island of Guam, and the Virgin Islands of the United States, and the amount obtained from the sale thereof shall be covered into the Treasury of the United States as miscellaneous receipts: <i>Provided</i> , That of the sum herein appropriated for the experiment station in Hawaii \$10,000 may be used in agricultural extension work in Hawaii ( <i>acts July 2, 1862, vol. 12, p. 503, sec. 1; Mar. 2, 1887, vol. 24, p. 440, secs. 1-10; Mar. 16, 1906, vol. 34, p. 63, secs. 2, 3; May 11, 1926, vol. 44, p. 502</i> ).....				\$237,640.00	

*Estimates of appropriations required for the service of the fiscal year ending June 30, 1928—Continued*

General object (title of appropriation), date of acts, references to Statutes at Large, or to Revised Statutes, and estimated amount required for each detailed object	Total amount to be appropriated under each head of appropriation			Amount appropriated for the fiscal year ending June 30, 1927
General Expenses, Office of Experiment Stations—Continued.				
	Estimated expenditures, 1928 appropriation	Estimated expenditures, 1927 appropriation	Expended and obligated, 1926	
ALASKA EXPERIMENT STATIONS				
Field service:				
Salaries and wages—	Average—	Average—	Average—	
Salary range, \$5,200 to \$6,000; average, \$5,600—	No. Salary	No. Salary	No. Salary	
Senior agronomists.....	2 \$5,400	1½ \$5,400	1 \$5,600	
Salary range, \$3,800 to \$5,000; average, \$4,400—				
Agronomists in charge of stations.....	2 4,200	2 4,200	2 4,200	
Animal husbandman, in charge of station.....			1 4,200	
Salary range, \$3,000 to \$3,600; average, \$3,300—				
Associate animal husbandman.....	1 3,200	1 3,200		
Associate horticulturist.....			½ 3,200	
Salary range, \$2,400 to \$3,000; average, \$2,700—				
Assistant animal husbandman.....			½ 2,700	
Administrative assistant.....	1 3,000	1 3,080	1 3,000	
Assistant horticulturist.....	1 2,600	1 2,680	1½ 2,550	
Assistant in charge of station.....	1 2,600	1 2,600	½ 2,600	
Salary range, \$1,800 to \$2,400; average, \$2,111.42—				
Assistant in charge of station.....			½ 2,000	
Total average number of regular employees.....	8	7½	8½	
Total salaries of regular employees.....	30,600.00	30,150.00	28,254.59	
Deduct allowances for quarters, etc.....	1,600.00	1,600.00	1,721.96	
Cash payments, salaries.....	29,000.00	28,550.00	26,532.63	
Temporary employees at \$2 to \$7.50 per day.....	20	20	20	
Total salaries and wages, temporary employees.....	28,000.00	28,000.00	27,400.21	
Total number of employees.....	28	27½	28½	
Total salaries and wages, field service.....	57,000.00	56,550.00	53,932.84	
The difference between 1928 and 1927 is due to increase of full time senior agronomist, \$450.				
Deduct expenditures for personal services included in objects named below.....	5,000.00	5,000.00	3,930.04	
01 Net salaries and wages, field service.....	52,000.00	51,550.00	50,002.80	
Supplies and materials:				
0200 Stationery and office supplies.....	200.00	200.00	122.33	
0220 Scientific and educational supplies.....	1,700.00	1,700.00	544.34	
0230 Fuel.....	2,500.00	2,500.00	2,631.77	
0250 Forage.....	1,000.00	1,000.00	939.57	
0280 Sundry supplies.....	750.00	750.00	449.72	
02 Total supplies and materials.....	6,150.00	6,150.00	4,687.73	
Communication service:				
0500 Telegraph service.....	50.00	50.00	119.20	
0510 Telephone service.....	400.00	400.00	204.15	
0520 Other communication service.....	10.00	10.00	23.38	
05 Total communication service.....	460.00	460.00	346.73	
Travel expenses:				
0615 Transportation.....	1,000.00	1,000.00	1,104.42	
0616 Subsistence.....	800.00	800.00	543.00	
06 Total travel expenses.....	1,800.00	1,800.00	1,647.42	
Transportation of things (service):				
0700 Freight.....	2,000.00	2,000.00	4,754.74	
0710 Express.....	50.00	50.00	3.90	
0720 Other transportation.....	10.00	10.00	5.36	
07 Total transportation of things (service).....	2,060.00	2,060.00	4,764.00	
10 Furnishing heat, light, and power.....	250.00	250.00	306.60	
11 Rents.....	300.00	300.00	447.37	
Repairs and alterations.....	2,500.00	2,500.00	1,966.15	
Add indirect expenditures deducted from other objects.....	1,500.00	1,500.00	1,930.04	
12 Total repairs and alterations.....	4,000.00	4,000.00	3,896.19	
13 Special and miscellaneous current expenses.....	25.00	25.00	6.00	
Equipment (includes livestock):				
3010 Furniture, furnishings, and fixtures.....	100.00	100.00	5.95	
3020 Educational and scientific equipment.....	100.00	100.00		
3040 Livestock.....	700.00	700.00	465.00	
3050 Other equipment.....	1,500.00	1,500.00	1,791.43	
30 Total equipment.....	2,400.00	2,400.00	2,262.38	
Structural and nonstructural improvements.....	3,295.00	3,445.00	4,673.38	
Add indirect expenditures deducted from other objects.....	3,500.00	3,500.00	2,000.00	
32 Total structural and nonstructural improvements.....	6,795.00	6,945.00	6,673.38	
Reserve.....		300.00		
Total.....	76,240.00	76,240.00	75,040.00	

*Estimates of appropriations required for the service of the fiscal year ending June 30, 1928—Continued*

General object (title of appropriation), date of acts, references to Statutes at Large, or to Revised Statutes, and estimated amount required for each detailed object	Total amount to be appropriated under each head of appropriation		Amount appropriated for the fiscal year ending June 30, 1927
General Expenses, Office of Experiment Stations—Continued.			
	Estimated expenditures, 1928 appropriation	Estimated expenditures, 1927 appropriation	Expended and obligated, 1926
HAWAII EXPERIMENT STATION			
Field service:			
Salaries and wages—	Average—	Average—	Average—
Salary range, \$5,200 to \$6,000; average, \$5,600—	No. Salary	No. Salary	No. Salary
Director.....	1 \$5,400	1 \$5,400	1 \$5,400
Salary range, \$3,800 to \$5,000; average, \$4,400—			
Horticulturist.....	1 4,000	1 4,000	1 4,000
Salary range, \$3,000 to \$3,800; average, \$3,300—			
Chemist.....	1 3,200	1 3,200	1 3,200
Agonomist.....	1 3,200	1 3,200	1 3,200
Extension agent.....	1 3,300	1 3,300	1 3,300
Boys' and girls' club leader.....	1 3,000	1 3,000	1 3,000
Salary range, \$1,860 to \$2,400; average, \$2,111.42—			
Superintendent of demonstration farm.....	1 1,920	1 1,920	1 1,920
Accountant.....	1 1,960	1 1,980	1 1,860
Assistant agronomist.....	1 1,860	1 1,860	1 1,860
Stenographer.....	1 1,860	1 1,860	1 1,860
Salary range, \$1,140 to \$1,500; average, \$1,320—			
Plant propagator.....	1 1,200	1 1,200	1 1,200
Salary range, \$240 to \$420; average, \$330—			
Collaborator.....	1 300	1 300	1 300
Total average number regular employees.....	12	12	11
Total salaries, regular employees.....	31,220.00	31,220.00	31,104.46
Deduct allowances for quarters, etc.....	860.00	860.00	958.36
Cash payments, salaries.....	30,360.00	30,360.00	30,146.10
Temporary employees at \$0.50 to \$6 per day.....	23	23	25
Total salaries and wages, temporary employees.....	15,200.00	15,200.00	14,547.20
Total number of employees, field service.....	35	35	36
Total salaries and wages, field service.....	45,560.00	45,560.00	44,915.30
Deduct expenditures for personal services included in objects named below.....	500.00	500.00	222.00
01 Net salaries and wages, field service.....	45,060.00	45,060.00	44,693.30
Supplies and materials:			
0200 Stationery and office supplies.....	465.00	465.00	485.66
0220 Scientific and educational supplies.....	385.00	385.00	387.69
0230 Fuel.....	50.00	50.00	14.28
0250 Forage.....	725.00	725.00	736.69
0280 Sundry supplies.....	1,700.00	1,700.00	698.22
02 Total supplies and materials.....	3,325.00	3,325.00	2,322.54
Communication service:			
0500 Telegraph service.....	25.00	25.00	9.23
0510 Telephone service.....	255.00	255.00	250.10
0520 Other communication service.....	15.00	15.00	82.00
05 Total communication service.....	295.00	295.00	341.33
Travel expenses:			
0615 Transportation.....	1,650.00	1,650.00	1,879.40
0616 Subsistence.....	1,000.00	1,000.00	1,121.62
06 Total travel expenses.....	2,650.00	2,650.00	3,001.02
Transportation of things (service):			
0700 Freight.....	50.00	50.00	24.23
0710 Express.....	50.00	50.00	10.85
0720 Other transportation.....	100.00	100.00	.38
07 Total transportation of things.....	200.00	200.00	35.46
10 Furnishing heat, light, and power.....	300.00	300.00	513.90
Repairs and alterations.....	750.00	750.00	1,377.93
Add indirect expenditures deducted from other objects.....	200.00	200.00	100.00
12 Total repairs and alterations.....	950.00	950.00	1,477.93
Equipment (includes livestock):			
3010 Furniture, furnishings, and fixtures.....	125.00	125.00	59.00
3020 Educational and scientific equipment.....	340.00	340.00	676.03
3050 Other equipment.....	600.00	600.00	373.10
30 Total equipment.....	1,065.00	1,065.00	1,108.13
Structural and nonstructural improvements.....	795.00	295.00	982.82
Add indirect expenditures deducted from other objects.....	300.00	300.00	122.00
32 Total structural and nonstructural improvements.....	1,095.00	595.00	1,104.82
Reserve.....		500.00	
Total.....	54,940.00	54,940.00	54,598.43

*Estimates of appropriations required for the service of the fiscal year ending June 30, 1928—Continued*

General object (title of appropriation), date of acts, references to Statutes at Large, or to Revised Statutes, and estimated amount required for each detailed object	Total amount to be appropriated under each head of appropriation		Amount appropriated for the fiscal year ending June 30, 1927
General Expenses, Office of Experiment Stations—Continued.			
	Estimated expenditures, 1928 appropriation	Estimated expenditures, 1927 appropriation	Expended and obligated, 1926
PORTO RICO EXPERIMENT STATION			
Field service:			
Salaries and wages—	Average—	Average—	Average—
Salary range, \$5,200 to \$6,000; average, \$5,600—	No. 1 Salary \$5,400	No. 1 Salary \$5,400	No. 1 Salary \$5,400
Director of station.....	1 4,000	1 4,000	1 4,000
Salary range, \$3,800 to \$5,000; average, \$4,400—	1 4,000	1 4,000	1 4,000
Horticulturist.....	1 3,400	1 3,400	1 3,400
Agriculturist.....	1 3,400	1 3,400	1 3,400
Salary range, \$3,000 to \$3,600; average, \$3,300—	1 3,400	1 3,400	1 3,400
Parasitologist.....	1 2,400	1 2,400	1 2,400
Plant breeder.....	1 2,200	1 2,200	1 2,100
Plant pathologist.....			1 1,500
Salary range, \$2,400 to \$3,000; average, \$2,700—			
Assistant chemist.....	1 1,440	1 1,440	1 1,380
Salary range, \$1,860 to \$2,400; average, \$2,111.42—	1 960	1 960	1 900
Principal clerk.....			
Salary range, \$1,500 to \$1,800; average, \$1,680—			
Assistant plant breeder.....			
Salary range, \$1,320 to \$1,680; average, \$1,500—			
Junior clerk.....			
Salary range, \$900 to \$1,140; average, \$1,020—			
Laboratory aid.....			
Total average number of regular employees.....	10	10	10 1/2
Total salaries and wages of regular employees.....	30,600.00	30,600.00	32,223.15
Deduct allowance for quarters, etc.....	700.00	700.00	760.30
Cash payment, salaries.....	29,900.00	29,900.00	31,462.85
Temporary employees at salaries and wages ranging from \$0.40 to \$5 per day.....	40	40	40
Total salaries and wages, temporary employees.....	12,500.00	12,500.00	12,183.84
Total number of employees.....	50	50	50 1/2
Total salaries and wages, field service.....	42,400.00	42,400.00	43,646.69
Deduct expenditures for personal services included in objects named below.....	1,000.00	1,000.00	792.54
01 Net salaries and wages, field service.....	41,400.00	41,400.00	42,854.15
Supplies and materials:			
0200 Stationery and office supplies.....	600.00	600.00	454.66
0220 Scientific and educational supplies.....	1,000.00	1,000.00	1,505.79
0230 Fuel.....	200.00	200.00	194.75
0250 Forage.....	700.00	700.00	1,072.02
0280 Sundry supplies.....	1,000.00	1,000.00	752.76
02 Total supplies and materials.....	3,500.00	3,500.00	4,070.18
Communication service:			
0500 Telegraph service.....	50.00	50.00	10.96
0510 Telephone service.....	150.00	150.00	138.05
0520 Other communication service.....	50.00	50.00	111.84
05 Total communication service.....	250.00	250.00	260.85
Travel expenses:			
0615 Transportation.....	450.00	450.00	406.90
0616 Subsistence.....	200.00	200.00	222.34
06 Total travel expenses.....	650.00	650.00	629.24
Transportation of things (service):			
0700 Freight.....	300.00	300.00	852.38
0710 Express.....	100.00	100.00	90.55
0720 Other transportation.....	100.00	100.00	158.80
07 Total transportation of things (service).....	500.00	500.00	1,101.73
Furnishing of heat, light, and power.....	300.00	300.00	471.10
08 Rents.....			22.92
Repairs and alterations.....	2,500.00	2,500.00	1,884.95
Add indirect expenditures deducted from other objects.....	300.00	500.00	750.26
09 Total repairs and alterations.....	2,800.00	3,000.00	2,635.21
Special and miscellaneous current expenses.....	100.00	100.00	153.07
Equipment:			
3010 Furniture, furnishings, and fixtures.....	700.00	700.00	364.60
3020 Educational and scientific equipment.....	1,000.00	1,000.00	1,016.93
3040 Livestock.....	1,000.00	1,000.00	
3050 Other equipment.....	700.00	700.00	1,302.70
30 Total equipment.....	3,400.00	3,800.00	2,684.23
Structural and nonstructural improvements.....	2,800.00	2,180.00	18.45
Add indirect expenditures deducted from other objects.....	700.00	700.00	42.28
32 Total structural and nonstructural improvements.....	3,500.00	2,880.00	60.73
Reserve.....		500.00	
Total.....	56,400.00	56,400.00	54,943.41

*Estimates of appropriations required for the service of the fiscal year ending June 30, 1928—Continued*

General object (title of appropriation), date of acts, references to Statutes at Large, or to Revised Statutes, and estimated amount required for each detailed object				Total amount to be appropriated under each head of appropriation	Amount appropriated for the fiscal year ending June 30, 1927
<i>General Expenses, Office of Experiment Stations—Continued.</i>					
	Estimated expenditures, 1928 appropriation	Estimated expenditures, 1927 appropriation	Expended and obligated, 1926		
GUAM EXPERIMENT STATION					
Field service:					
Salaries and wages—					
Salary range, \$3,800 to \$5,000; average, \$4,400—	Average—	Average—	Average—		
Director of station and animal husbandman	No. 1 Salary \$4,200	No. 1 Salary \$4,200	No. 1 Salary \$4,200		
Salary range, \$3,000 to \$3,600; average, \$3,300—					
Entomologist	1 3,300	1 3,300	1 3,300		
Salary range, \$2,400 to \$3,000; average, \$2,700—					
Administrative assistant	1 2,400	1 2,400	1 2,400		
Salary range, \$1,320 to \$1,680; average, \$1,500—					
Laboratory aids	2 1,320	2 1,320	2 1,320		
Total average number of regular employees	5	5	5		
Total salaries and wages of regular employees	12,540.00	12,540.00	12,433.99		
Deduct allowance for quarters, etc.	200.00	200.00	133.36		
Cash payment, salaries	12,340.00	12,340.00	12,300.63		
Temporary employees at \$0.80 to \$3 per day	20	20	20		
Total salaries and wages, temporary employees	7,000.00	7,000.00	7,128.80		
Deduct expenditures for personal services included in objects named below	500.00	500.00	1,157.35		
01 Net salaries and wages, field service	18,840.00	18,840.00	18,272.08		
Supplies and materials:					
0200 Stationery and office supplies	200.00	200.00	143.91		
0220 Scientific and educational supplies	800.00	800.00	128.65		
0230 Fuel	175.00	175.00	83.03		
0250 Forage	800.00	800.00	1,224.01		
0280 Sundry supplies	400.00	400.00	133.83		
02 Total supplies and material	2,375.00	2,375.00	1,712.83		
Communication service:					
0500 Telegraph	30.00	30.00	9.28		
0520 Other communication service	20.00	20.00			
05 Total communication service	50.00	50.00	9.28		
Travel expenses:					
0615 Transportation	520.00	520.00	682.35		
0616 Subsistence	350.00	350.00	899.46		
06 Total travel expenses	870.00	870.00	1,581.81		
Transportation of things (service):					
0700 Freight	200.00	200.00	158.05		
0710 Express	100.00	100.00	1.60		
0720 Other transportation	50.00	50.00	9.73		
07 Total transportation of things (service)	350.00	350.00	167.38		
Repairs and alterations	300.00	300.00	745.89		
Add indirect expenditures deducted from other objects	200.00	200.00	1,157.35		
12 Total repairs and alterations	500.00	500.00	1,903.24		
Equipment:					
3010 Furniture, furnishings, and fixtures	300.00	200.00	250.48		
3020 Educational and scientific equipment	140.00	100.00	16.00		
3040 Livestock	250.00	150.00			
3050 Other equipment	900.00	300.00	159.32		
30 Total equipment	1,590.00	750.00	425.80		
Structural and nonstructural improvements	125.00	125.00	37.11		
Add indirect expenditures deducted from other objects	300.00	300.00			
32 Total structural and nonstructural improvements	425.00	425.00	37.11		
Total	25,000.00	24,160.00	24,109.53		

<sup>1</sup> Includes \$3,847.05, balance of appropriation of \$8,000 for coconut scale.



*Estimates of appropriations required for the service of the fiscal year ending June 30, 1928—Continued*

General object (title of appropriation), date of acts, references to Statutes at Large, or to Revised Statutes, and estimated amount required for each detailed object				Total amount to be appropriated under each head of appropriation	Amount appropriated for the fiscal year ending June 30, 1927
<i>General Expenses, Office of Experiment Stations—Continued.</i>					
<b>VIRGIN ISLANDS EXPERIMENT STATION</b>					
Field service:					
Salaries and wages—					
Salary range, \$3,800 to \$5,000; average, \$4,400—	Average—	Average—	Average—		
Director of station and animal husbandman	No. 1 Salary \$4,200	No. 1 Salary \$4,200	No. 1 Salary \$4,200		
Salary range, \$3,000 to \$3,600; average, \$3,300—					
Horticulturists	2 3,400	1 3,400	1 3,200		
Agronomist	1 3,200	1 3,200	1 3,200		
Salary range, \$1,680 to \$2,040; average, \$1,860—					
Clerk-stenographer	1 1,680	1 1,680	1 1,680		
Total average number of regular employees	5	4	4		
Total salaries and wages of regular employees	15,880.00	12,680.00	12,230.07		
Deduct allowance for quarters, etc.	600.00	400.00	550.08		
Cash payment, salaries	15,280.00	12,280.00	11,679.99		
Temporary employees at salaries and wages ranging from \$0.40 to \$4 per day	28	28	28		
Total salaries and wages, temporary employees	6,500.00	6,500.00	6,239.99		
Total number of employees	33	32	32		
Total salaries and wages, field service	21,780.00	18,780.00	17,919.98		
Deduct expenditures for personal services included in objects named below	1,000.00	1,000.00	1,092.21		
01 Net salaries and wages, field service	20,780.00	17,780.00	16,827.77		
Supplies and materials:					
0200 Stationery and office supplies	200.00	200.00	76.35		
0220 Scientific and educational supplies	400.00	400.00	328.59		
0230 Fuel	50.00	50.00	40.43		
0250 Forage	400.00	400.00	450.79		
0280 Sundry supplies	100.00	100.00	114.19		
02 Total supplies and materials	1,150.00	1,150.00	1,010.35		
Communication service:					
0500 Telegraph service	25.00	25.00	17.78		
0510 Telephone service	35.00	35.00	23.83		
0520 Other communication service	25.00	25.00	17.16		
05 Total communication service	85.00	85.00	58.77		
Travel expenses:					
0615 Transportation	200.00	200.00	27.87		
0616 Subsistence	50.00	50.00	23.37		
06 Total travel expenses	250.00	250.00	51.24		
Transportation of things (service):					
0700 Freight	200.00	200.00	104.47		
0710 Express	25.00	25.00	2.52		
0720 Other transportation	50.00	50.00	88.88		
07 Total transportation of things (service)	275.00	275.00	195.87		
11 Rent	180.00	180.00			
Repairs and alterations	300.00	300.00	260.90		
Add indirect expenditures deducted from other objects	300.00	300.00	110.75		
12 Total repairs and alterations	600.00	600.00	371.65		
13 Special and miscellaneous current expenses			8.67		
Equipment:					
3010 Furniture, furnishings, and fixtures	50.00	50.00	176.47		
3020 Educational and scientific equipment	50.00	50.00	87.11		
3040 Livestock	300.00	300.00	85.30		
3050 Other equipment	200.00	200.00	293.10		
30 Total equipment	600.00	600.00	641.98		
Structural and nonstructural improvements	380.00	360.00	1,339.96		
Add indirect expenditures deducted from other objects	700.00	700.00	981.46		
32 Total structural and nonstructural improvements	1,080.00	1,060.00	2,321.42		
Reserve		200.00			
Total	25,000.00	22,180.00	21,487.72		
In all, general expenses				\$3,686,820.00	\$3,203,160.00
Total, Office of Experiment Stations, <b>[\$3,238,546]</b> <b>\$3,722,206</b> , of which amount not to exceed <b>[\$115,686]</b> <b>\$117,140</b> may be expended for personal services in the District of Columbia				3,722,206.00	3,238,546.00

## Estimates of appropriations required for the service of the fiscal year ending June 30, 1928—Continued

General object (title of appropriation), date of acts, references to Statutes at Large, or to Revised Statutes, and estimated amount required for each detailed object				Total amount to be appropriated under each head of appropriation	Amount appropriated for the fiscal year ending June 30, 1927
<b>EXTENSION SERVICE</b>					
<b>Salaries, Extension Service—</b>					
Salaries: For personal services in the District of Columbia in accordance with the classification act of 1923, <b>[\$134,103]</b> (act May 11, 1926, vol. 44, p. 502)-----				\$134,300.00	\$134,103.00
<b>Departmental service:</b>					
<b>Salaries—</b>					
<b>Subprofessional service—</b>					
Grade 4, \$1,500 to \$1,680; average, \$1,680—	Average—		Average—		
Assistant scientific illustrator.....	No.	Salary	No.	Salary	No.
Grade 3, \$1,320 to \$1,680; average, \$1,500—	1	\$1,560	1	\$1,560	1
Junior library assistant.....	1	1,680	1	1,680	1
Grade 2, \$1,140 to \$1,500; average, \$1,320—	1	1,140	1	1,140	1
Underscientific helper.....	1	1,200	1	1,200	1
Apprentice lithographer, artistic.....	1	1,200	1	1,200	1
<b>Clerical, administrative, and fiscal service—</b>					
Grade 11, \$3,800 to \$5,000; average, \$4,400—	Average—		Average—		
Administrative officer.....	1	4,200	1	4,200	1
Grade 10, \$3,300 to \$3,900; average, \$3,600—	Average—		Average—		
Junior administrative officer.....	1	3,300	1	3,300	1
Grade 8, \$2,700 to \$3,300; average, \$3,000—	Average—		Average—		
Administrative assistant (chief cinematog-	1	3,000	1	3,000	1
rapher).....	1	3,000	1	3,000	1
Grade 7, \$2,400 to \$3,000; average, \$2,700—	Average—		Average—		
Chief photographers.....	2	2,700	2	2,700	2
Grade 6, \$2,100 to \$2,700; average, \$2,400—	Average—		Average—		
Principal clerk.....	1	2,200	1	2,200	1
Principal photographer.....	1	2,100	1	2,100	1
Grade 5, \$1,880 to \$2,400; average, \$2,111.42—	Average—		Average—		
Senior clerks.....	2	1,920	2	1,920	1
Grade 4, \$1,680 to \$2,040; average, \$1,860—	Average—		Average—		
Clerks.....	7	1,712	7	1,712	7
Principal stenographer.....	1	1,740	1	1,740	1
Clerk-stenographers.....	5	1,848	5	1,848	5
Translator.....	1	1,860	1	1,860	1
Grade 3, \$1,500 to \$1,860; average, \$1,680—	Average—		Average—		
Assistant clerks.....	13	1,638	13	1,638	12
Senior stenographers.....	9	1,567	9	1,567	9
Assistant clerk-stenographers.....	3	1,640	3	1,640	3
Grade 2, \$1,320 to \$1,680; average, \$1,500—	Average—		Average—		
Junior clerks.....	4	1,455	4	1,455	4
Junior clerk-typists.....	6	1,510	6	1,510	5
Junior clerk-stenographers.....	3	1,420	3	1,420	3
Junior photographer.....	1	1,320	1	1,320	1
Grade 1, \$1,140 to \$1,500; average, \$1,320—	Average—		Average—		
Underclerks.....	3	1,340	3	1,340	2
Junior typist.....	1	1,140	1	1,140	1
Underoperators, office devices.....	2	1,320	2	1,320	2
Underphotographers.....	4	1,260	4	1,260	3
<b>Custodial service—</b>					
Grade 3, \$1,020 to \$1,260; average, \$1,140—	Average—		Average—		
Messengers.....	4	1,035	4	1,035	3
Senior laborers.....	2	1,140	2	1,140	2
Grade 2, \$900 to \$1,140; average, \$1,020—	Average—		Average—		
Assistant messengers.....	4	900	4	900	2
Junior laborer.....	1	900	1	900	1
Grade 1, \$600 to \$780; average, \$690—	Average—		Average—		
Junior messenger.....	1	600	1	600	1
<b>Total average number of employees.....</b>				87	86
<b>Total salaries, departmental service.....</b>				136,303.00	134,103.00
<b>Less salary lapses.....</b>				2,003.00	134,887.67
<b>01 Net salaries, departmental service.....</b>				134,300.00	134,103.00
<b>The difference between 1928 and 1927 is due to—</b>					
Transfer of employee from Office of the Secretary.....				\$2,200	
Salary lapses.....				2,003	
<b>Net increase.....</b>				197	

**General Expenses, Extension Service—**

For farmers' cooperative demonstration work, including special suggestions of plans and methods for more effective dissemination of the results of the work of the Department of Agriculture and the agricultural experiment stations and of improved methods of agricultural practice, at farmers' institutes and in agricultural instruction, and for the employment of labor in the city of Washington and elsewhere, supplies, and all other necessary expenses, **[\$1,308,540]** \$1,300,000: *Provided*, That the expense of such service shall be defrayed from this appropriation and such cooperative funds as may be voluntarily contributed by State, county, and municipal agencies, associations of farmers, and individual farmers, universities, colleges, boards of trade, chambers of commerce, other local associations of business men, business organizations, and individuals within the State (acts May 11, 1926, vol. 44, pp. 502, 503; July 3, 1926, vol. 44, p. 852)-----

\$1,300,000.00

*Estimates of appropriations required for the service of the fiscal year ending June 30, 1928—Continued*

General object (title of appropriation), date of acts, references to Statutes at Large, or to Revised Statutes, and estimated amount required for each detailed object	Total amount to be appropriated under each head of appropriation		Amount appropriated for the fiscal year ending June 30, 1927
General Expenses, Extension Service—Continued.			
	Estimated expenditures, 1928 appropriation	Estimated expenditures, 1927 appropriation	Expended and obligated, 1926
Departmental service:			
Salaries—			
Professional and scientific service—			
Grade 5, \$5,200 to \$6,000; average, \$5,600—	Average—	Average—	Average—
Senior scientists	No. 8 Salary \$5,250	No. 8 Salary \$5,250	No. 7 Salary \$5,228
Grade 4, \$3,800 to \$5,000; average, \$4,400—			
Scientists	19 4,100	19 4,100	19 4,108
Grade 3, \$3,000 to \$3,600; average, \$3,300—			
Associate scientists	5 3,300	5 3,300	5 3,300
Grade 2, \$2,400 to \$3,000; average, \$2,700—			
Assistant librarian	1 2,400	1 2,400	1 2,400
Grade 1, \$1,860 to \$2,400; average, \$2,111.42—			
Junior librarian			1 2,300
Subprofessional service—			
Grade 6, \$1,860 to \$2,400; average, \$2,111.42—			
Senior scientific illustrators	2 2,060	2 2,060	1 2,045
Grade 4, \$1,500 to \$1,860; average, \$1,680—			
Assistant scientific illustrator	1 1,560	1 1,560	1 1,530
Clerical, administrative, and fiscal service—			
Grade 10, \$3,300 to \$3,900; average, \$3,600—			
Administrative officer			1 3,500
Grade 9, \$3,000 to \$3,600; average, \$3,300—			
Senior administrative assistants	2 3,350	2 3,350	2 3,350
Grade 8, \$2,700 to \$3,300; average, \$3,000—			
Administrative assistants	2 3,100	2 3,100	2 3,000
Associate film editor	1 2,800	1 2,800	1 2,800
Grade 6, \$2,100 to \$2,700; average, \$2,400—			
Principal clerks	3 2,300	3 2,300	2 2,287
Grade 5, \$1,860 to \$2,400; average, \$2,111.42—			
Senior clerks	6 2,167	6 2,167	6 2,121
Senior clerk-stenographer	1 1,920	1 1,920	1 1,951
Senior photographer	1 2,300	1 2,300	1 2,150
Grade 4, \$1,680 to \$2,040; average, \$1,860—			
Clerks	4 1,845	4 1,845	2 1,918
Clerk-stenographers	2 1,800	2 1,800	1 1,920
Grade 3, \$1,500 to \$1,860; average, \$1,680—			
Assistant clerk	1 1,740	1 1,740	1 1,710
Grade 2, \$1,320 to \$1,680; average, \$1,500—			
Junior clerk-typist	1 1,320	1 1,320	1 1,212
Grade 1, \$1,140 to \$1,500; average, \$1,320—			
Underclerk	1 1,500	1 1,500	1 1,440
Junior typists	2 1,140	2 1,140	4 1,094
Custodial service:			
Grade 8, \$1,860 to \$2,400; average, \$2,111.42—			
Principal mechanic			2 2,300
Grade 2, \$900 to \$1,140; average, \$1,020—			
Assistant messenger			1 900
Junior laborer	1 1,140	1 1,140	1 1,080
Total average number of employees	64	64	62 1/2
Total salaries, departmental service	202,877.00	202,877.00	196,067.02
Field service:			
Salary range \$3,800 to \$5,000; average, \$4,400—			
Field agents	2 4,000.00	2 4,000.00	
Salary range, \$3,300 to \$3,900; average, \$3,600—			
Field agents	2 3,500.00	2 3,500.00	2 3,400.00
Total average number of regular employees	4	4	2
Total salaries and wages, regular employees	15,000.00	15,000.00	6,800.00
Part time unclassified field agents at salaries ranging from "no compensation" to \$1,500 per annum	3,862	3,850	3,835
Total salaries and wages part-time employees	976,298.00	969,838.00	950,703.20
Total number of employees, field service	3,866	3,854	3,837
Total salaries and wages, field service	991,298.00	984,838.00	957,503.00
The difference between 1928 and 1927 is due to increase in force of 12 cooperative extension agents at \$600 per annum, \$6,460.			
01 Total personal services	1,194,175.00	1,187,715.00	1,154,470.22
Supplies and materials:			
0200 Stationery and office supplies	20,000.00	20,000.00	19,868.57
0220 Scientific and educational supplies	3,500.00	3,500.00	3,763.15
0280 Sundry supplies	600.00	600.00	588.47
0290 Materials			20.15
02 Total supplies and materials	24,100.00	24,100.00	24,240.34
Communication service:			
0500 Telegraph service	800.00	800.00	503.84
0510 Telephone service	800.00	800.00	706.21
0520 Other communication service	200.00	200.00	150.00
05 Total communication service	1,800.00	1,800.00	1,360.05
Travel expenses:			
0615 Transportation	33,000.00	33,000.00	31,814.05
0616 Subsistence	17,000.00	17,000.00	16,807.52
06 Total travel expenses	50,000.00	50,000.00	48,621.57

## Estimates of appropriations required for the service of the fiscal year ending June 30, 1928—Continued

General object (title of appropriation), date of acts, references to Statutes at Large, or to Revised Statutes, and estimated amount required for each detailed object	Total amount to be appropriated under each head of appropriation	Amount appropriated for the fiscal year ending June 30, 1927
--	--	--

## General Expenses, Extension Service—Continued.

	Estimated expenditures, 1928 appropriation	Estimated expenditures, 1927 appropriation	Expended and obligated, 1926
07 Transportation of things (service).....	\$5,000.00	\$5,000.00	\$3,338.75
08 Photographing, photographs, and prints.....	100.00	100.00	36.38
11 Bents.....			10.03
12 Repairs and alterations.....	3,000.00	3,000.00	2,544.12
13 Special and miscellaneous current expenses.....	225.00	225.00	105.57
Equipment:			
3010 Furniture, furnishings, and fixtures.....	5,000.00	5,000.00	5,196.47
3020 Educational and scientific equipment.....	16,600.00	16,600.00	16,859.28
3050 Other equipment.....			855.70
30 Total equipment.....	21,600.00	21,600.00	22,913.45
Reserve.....		15,000.00	
Total.....	1,300,000.00	1,308,640.00	1,257,640.48

For cooperative agricultural extension work, to be allotted, paid, and expended in the same manner, upon the same terms and conditions, and under the same supervision as the additional appropriations made by the act of May 8, 1914 (Thirty-eighth Statutes at Large, page 372), entitled "An act to provide for cooperative agricultural extension work between the agricultural colleges in the several States receiving the benefits of an act of Congress approved July 2, 1862, and of acts supplementary thereto, and the United States Department of Agriculture," \$1,300,000; and all sums appropriated by this act for use for demonstration or extension work within any State shall be used and expended in accordance with plans mutually agreed upon by the Secretary of Agriculture and the proper officials of the college in such State which receives the benefits of said act of May 8, 1914: *Provided*, That of the above appropriation not more than \$300,000 shall be expended for purposes other than salaries of county agents (*act May 11, 1926, vol. 44, p. 503*).....\$1,300,000.00

22 Grants, subsidies, and contributions: Expenditures—1928, \$1,300,000; 1927, \$1,300,000; 1926, \$1,300,000.

To enable the Secretary of Agriculture to encourage and aid in the agricultural development of the Government reclamation projects; to assist, through demonstrations, advice, and in other ways, settlers on the projects; and for the employment of persons and means necessary in the city of Washington and elsewhere (*same act*).....38,640.00

	Estimated expenditures, 1928 appropriation	Estimated expenditures, 1927 appropriation	Expended and obligated, 1926
Departmental service:			
Salaries—			
Clerical, administrative, and fiscal service—			
Grade 1, \$1,860 to \$2,400; average, \$2,111.42—	Average— No. 1 Salary \$2,000	Average— No. 1 Salary \$2,000	Average— No. 1 Salary \$2,000
Senior clerk.....	1	1	1
Total average number of employees.....	1	1	1
Total salaries, departmental service.....	2,000.00	2,000.00	1,333.33
Field service:			
Salaries and wages—			
Salary range, \$3,800 to \$5,000; average, \$4,400—			
Agriculturist in charge.....	1 4,200	1 4,200	1 4,100
Salary range, \$3,000 to \$3,600; average, \$3,300—			
Associate agriculturists.....	2 3,200	2 3,200	2½ 3,200
Salary range, \$2,400 to \$3,000; average, \$2,700—			
Assistant agriculturists.....	2 2,900	2 2,900	3½ 2,770
Salary range, \$1,860 to \$2,400; average, \$2,111.42—			
Senior clerk.....	½ 2,100	½ 2,100	½ 2,100
Salary range, \$1,320 to \$1,680; average, \$1,500—			
Junior clerk.....	½ 1,320	½ 1,320	½ 1,320
Salary range, \$1,200 to \$2,500 (agents cooperatively employed).....	7½ 1,890	7½ 1,900	2½ 1,854
Total average number of employees.....	13½	13	10½
Total salaries and wages, field service.....	32,515.00	31,675.00	28,893.32
The difference between 1928 and 1927 is due to increase in force through extension of cooperation with States, \$840.			
Net salaries and wages, field service.....	32,515.00	31,675.00	28,893.32
01 Total personal services.....	34,515.00	33,675.00	30,226.65

*Estimates of appropriations required for the service of the fiscal year ending June 30, 1928—Continued*

General object (title of appropriation), date of acts, references to Statutes at Large, or to Revised Statutes, and estimated amount required for each detailed object

Total amount to be appropriated under each head of appropriation

Amount appropriated for the fiscal year ending June 30, 1927

*General Expenses, Extension Service—Continued.*

	Estimated expenditures, 1928 appropriation	Estimated expenditures, 1927 appropriation	Expended and obligated, 1926
Supplies and materials:			
0200 Stationery and office supplies.....	\$75.00	\$75.00	\$133.04
0210 Medical and hospital supplies.....	10.00	10.00	7.47
0220 Scientific and educational supplies.....	20.00	20.00	31.98
0230 Fuel.....			9.02
0280 Sundry supplies.....	5.00	5.00	6.66
02 Total supplies and materials.....	110.00	110.00	188.17
04 Subsistence and care of animals.....	20.00	20.00	75.00
Communication service:			
0500 Telegraph service.....	30.00	30.00	46.10
0510 Telephone service.....	100.00	100.00	256.80
0520 Other communication service.....	5.00	5.00	9.75
05 Total communication service.....	135.00	135.00	312.65
Travel expenses:			
0615 Transportation.....	1,200.00	1,200.00	1,318.79
0616 Subsistence.....	1,000.00	1,000.00	1,210.80
0617 Other incidental travel expenses.....			17.11
06 Total travel expenses.....	2,200.00	2,200.00	2,546.70
Transportation of things (service):			
0700 Freight.....	25.00	25.00	39.08
0710 Express.....	25.00	25.00	43.66
0730 Local transportation.....	300.00	300.00	851.21
07 Total transportation service.....	350.00	350.00	933.95
11 Rent of buildings.....	360.00	360.00	880.50
12 Repairs and alterations (machinery and equipment).....	400.00	400.00	1,167.81
13 Special and miscellaneous current expenses.....	200.00	200.00	264.20
Equipment:			
3010 Furniture, furnishings and fixtures.....	75.00	75.00	105.35
3020 Educational, scientific and recreational equipment.....	75.00	75.00	116.47
3050 Other equipment.....	200.00	200.00	449.65
30 Total equipment.....	350.00	350.00	671.47
Reserve.....		846.00	
Total.....	38,640.00	38,640.00	37,267.10

To enable the Secretary of Agriculture to make suitable agricultural exhibits at State, interstate, and international fairs held within the United States; for the purchase of necessary supplies and equipment; for telephone and telegraph service, freight and express charges; for travel, and for every other expense necessary including the employment of assistance in or outside the city of Washington [\$99,745] (act May 11, 1926, vol. 44, p. 503)

\$95,000.00

	Estimated expenditures, 1928 appropriation	Estimated expenditures, 1927 appropriation	Expended and obligated, 1926
AGRICULTURAL EXHIBITS AT FAIRS			
Departmental service:			
Salaries—			
Subprofessional service—			
Grade 8, \$2,400 to \$3,000; average, \$2,700—			
Chief scientific illustrator.....	No. 1 Average—Salary \$2,800	No. 1 Average—Salary \$2,800	No. 1 Average—Salary \$2,800
Grade 6, \$1,860 to \$2,400; average, \$2,111.42—			
Senior scientific illustrators.....	3 2,133	3 2,133	3 2,080
Senior engineering draftsman.....	1 2,000	1 2,000	1 1,896
Grade 5, \$1,680 to \$2,040; average, \$1,860—			
Scientific illustrator.....	1 1,740	1 1,740	1 1,740
Grade 4, \$1,500 to \$1,860; average, \$1,680—			
Assistant scientific illustrators.....	2 1,580	2 1,580	1 1,560
Grade 1, \$900 to \$1,260; average, \$1,080—			
Minor apprentice.....	1 1,000	1 1,000	
Clerical, administrative, and fiscal service—			
Grade 11, \$3,500 to \$5,000; average, \$4,400—			
Administrative officer (chief, office of exhibits).....	1 4,600	1 4,600	1 4,600
Grade 10, \$3,300 to \$3,900; average, \$3,600—			
Junior administrative officers (chiefs of sections and specialist).....	3 3,600	3 3,600	3 3,778
Grade 9, \$3,000 to \$3,600; average, \$3,300—			
Senior administrative assistant (exhibits designer).....	1 3,000	1 3,000	1 3,000

## Estimates of appropriations required for the service of the fiscal year ending June 30, 1928—Continued

General object (title of appropriation), date of acts, references to Statutes at Large, or to Revised Statutes, and estimated amount required for each detailed object	Estimated expenditures, 1928 appropriation		Estimated expenditures, 1927 appropriation		Expended and obligated, 1926		Total amount to be appropriated under each head of appropriation	Amount appropriated for the fiscal year ending June 30, 1927
General Expenses, Extension Service—Continued.								
Departmental service—Continued.								
Salaries—Continued.								
Clerical, administrative, and fiscal service—Con.								
Grade 7, \$2,400 to \$3,000; Average, \$2,700—								
Junior administrative assistants (specialist, engineer, and chief of section).....	Average—		Average—		Average—			
	No. 2½	Salary \$2,920	No. 2½	Salary \$2,920	No. 2½	Salary \$2,920		
Grade 6, \$2,100 to \$2,700; average, \$2,400—								
Principal clerk.....	1	2,200	1	2,200	1	2,100		
Grade 5, \$1,860 to \$2,400; average, \$2,111.42—								
Senior clerk.....					1	2,132		
Grade 4, \$1,680 to \$2,040; average, \$1,860—								
Clerk.....	1	2,040	1	2,040	1	1,740		
Grade 3, \$1,500 to \$1,860; average, \$1,680—								
Assistant clerk.....	1	1,740	1	1,740	1	1,740		
Grade 2, \$1,320 to \$1,680; average, \$1,500—								
Junior clerks.....	2	1,530	2	1,530	1½	1,500		
Custodial service—								
Grade 1, \$600 to \$780; average, \$690—								
Junior messenger.....	1	600	1	600				
Grade 2, \$600 to \$1,140; average, \$1,020—								
Assistant messenger.....					1	900		
Total average number of employees.....	22½		22½		18½			
Total salaries, departmental service.....		52,460.00		52,460.00		45,260.49		
Field service:								
Salaries and wages—								
Salary range, \$2,100 to \$2,700; average, \$2,400—								
Superintendent warehouse shops.....	1	2,400	1	2,400	1	2,250		
Salary range, \$1,680 to \$2,040; average, \$1,860—								
Carpenters.....	2	1,980	2	1,980	2	1,890		
Salary range, \$1,500 to \$1,860; average, \$1,680—								
Clerk-stenographer.....	1	1,680	1	1,680	1	1,680		
Foreman of laborers.....	1	1,740	1	1,740	1	1,740		
Salary range, \$1,320 to \$1,680; average, \$1,500—								
Clerk-typist.....					½	1,440		
Salary range, \$1,140 to \$1,500; average, \$1,320—								
Laborer (chauffeur).....	1	1,320	1	1,320	1½	1,260		
Salary range, \$1,020 to \$1,260; average, \$1,140—								
Carpenter's helper.....	1	1,200	1	1,200	1½	1,164		
Salary range, \$920 to \$1,140; average, \$1,020—								
Laborers.....	2	1,080	2	1,080	2	1,080		
Total number of regular employees.....	9		9		8½			
Total salaries and wages, regular employees.....		14,460.00		14,460.00		13,420.00		
Temporary employees, at salaries ranging from \$1,080 to \$1,500 per year.....	5		5		6			
Total salaries and wages, temporary employees.....		1,000.00		1,000.00		1,946.25		
Total number of employees.....	14		14		14½			
Total salaries and wages, field service.....		15,460.00		15,460.00		15,366.25		
Deduct expenditures for personal services included in objects named below.....		1,000.00		1,000.00		1,946.25		
Net salaries and wages, field service.....		14,460.00		14,460.00		13,420.00		
01 Total personal services.....		66,920.00		66,920.00		58,680.49		
Supplies and materials:								
0200 Stationery and office supplies.....		400.00		400.00		621.25		
0203 Drafting and artist supplies.....		300.00		300.00		425.14		
0220 Photograph, mimeograph, and multigraph.....		500.00		500.00		745.18		
0230 Fuel.....		300.00		300.00		258.41		
0280 Sundry supplies.....		300.00		300.00		301.78		
02 Total supplies and materials.....		1,800.00		1,800.00		2,351.76		
Communication service:								
0500 Telegraph service.....		75.00		75.00		74.44		
0510 Telephone service.....		760.00		760.00		761.66		
05 Total communication service.....		835.00		835.00		836.10		
Travel expenses:								
0615 Transportation.....		4,000.00		4,500.00		4,270.89		
0616 Subsistence.....		3,000.00		3,500.00		3,382.61		
06 Total travel expenses.....		7,000.00		8,000.00		7,653.50		
Transportation of things:								
0700 Freight and incidental charges.....		1,000.00		1,000.00		1,162.74		
0710 Express.....		25.00		25.00		28.68		
0730 Local transportation (drayage, trucking, etc.).....		1,600.00		1,600.00		1,933.08		
07 Total transportation of things.....		2,625.00		2,625.00		3,124.50		
10 Furnishing light, power, and water.....		250.00		250.00		259.17		

*Estimates of appropriations required for the service of the fiscal year ending June 30, 1928—Continued*

General object (title of appropriation), date of acts, references to Statutes at Large, or to Revised Statutes, and estimated amount required for each detailed object				Total amount to be appropriated under each head of appropriation	Amount appropriated for the fiscal year ending June 30, 1927
<b>General Expenses, Extension Service—Continued.</b>					
	Estimated expenditures, 1928 appropriation	Estimated expenditures, 1927 appropriation	Expended and obligated, 1926		
Rents:					
1100 Rent of buildings.....	\$4,200.00	\$4,200.00	\$2,950.00		
1115 Rent of equipment.....	15.00	15.00	16.00		
11 Total rents.....	4,215.00	4,215.00	2,966.00		
12 Repairs and alterations.....	300.00	300.00	402.10		
Equipment:					
3010 Furniture, furnishings, and fixtures.....	400.00	400.00	1,982.79		
3020 Agriculture educational exhibits (material for).....	9,455.00	12,200.00	18,443.44		
3050 Miscellaneous.....	200.00	200.00	657.29		
Add indirect expenditures deducted from other objects.....	1,000.00	1,000.00	1,946.25		
30 Total equipment.....	11,055.00	13,800.00	23,029.77		
Reserve.....		1,000.00			
Total.....	95,000.00	99,745.00	99,303.39		
<b>THIRD WORLD'S POULTRY CONGRESS</b>					
Departmental service:					
Salaries—					
Subprofessional service—					
Grade 8, \$2,400 to \$3,000; average, \$2,700—	Average—	Average—	Average—		
Model maker.....	No. Salary	No. Salary	No. Salary		
Grade 5, \$1,680 to \$2,040; average, \$1,860—		★ \$2,400			
Scientific illustrator.....		★ 1,920			
Grade 4, \$1,500 to \$1,860; average, \$1,680—		★ 1,500			
Assistant scientific illustrator.....					
Clerical, administrative, and fiscal service—					
Grade 10, \$3,300 to \$3,900; average, \$3,600—		★★ 3,860			
Junior administrative officer.....					
Grade 9, \$3,000 to \$3,600; average, \$3,300—		★ 3,000			
Senior administrative assistant (exhibit designer).....		★ 2,918			
Grade 7, \$2,400 to \$3,000; average, \$2,700—					
Junior administrative assistant.....					
Total number of employees.....		3★			
Total salaries, departmental service.....			9,323		
Field service:					
Salaries and wages—					
Salary range, \$1,680 to \$2,040; average, \$1,860—		★ 1,860			
Carpenter.....		★ 1,080			
Salary range, \$900 to \$1,140; average, \$1,020—					
Laborer.....					
Total number of employees.....		★	915		
Total salaries and wages, field service.....					
01 Total personal services.....			10,238		
Supplies and materials:					
0200 Stationery and office supplies.....			30		
0280 Sundry supplies.....			300		
02 Total supplies and materials.....			330		
Travel expenses:					
0615 Transportation requests.....			1,545		
0616 Subsistence and per diem.....			1,487		
06 Total travel expenses.....			3,032		
Transportation of things:					
0700 Freight and incidental charges.....			600		
0710 Express.....			50		
0730 Drayage, truckage, etc.....			300		
07 Total transportation of things.....			950		
08 Photographing, prints, photostat, etc.....			80		
11 Rent of equipment.....			50		
Equipment:					
3010 Furniture, furnishings, and fixtures.....			450		
3020 Material and equipment for preparation of exhibits.....			4,870		
30 Total equipment.....			5,320		
Total.....			20,000		
For general administrative expenses connected with the extension service, and for miscellaneous expenses incident thereto (act May 11, 1926, vol. 44, p. 503).....				\$9,540.00	
In all, general expenses.....				\$2,743,180.00	\$2,776,465.00

## Estimates of appropriations required for the service of the fiscal year ending June 30, 1928—Continued

General object (title of appropriation), date of acts, references to Statutes at Large, or to Revised Statutes, and estimated amount required for each detailed object				Total amount to be appropriated under each head of appropriation	Amount appropriated for the fiscal year ending June 30, 1927
<b>General Expenses, Extension Service—Continued.</b>					
	Estimated expenditures, 1928 appropriation	Estimated expenditures, 1927 appropriation	Expended and obligated, 1926		
Departmental service:					
Salaries—					
Clerical, administrative, and fiscal service—	Average—	Average—	Average—		
Grade 8, \$2,700 to \$3,300; average, \$3,000—	No. 1 Salary \$3,000	No. 1 Salary \$3,000	No. 1 Salary \$3,000		
Administrative assistant—					
Grade 7, \$2,400 to \$3,000; average, \$2,700—					
Assistant administrative officer—					
Grade 5, \$1,500 to \$2,400; average, \$2,111.42—					
Senior clerk—					
Grade 4, \$1,680 to \$2,040; average, \$1,860—	1 2,200	1 2,200	1 2,200		
Clerk—					
Grade 2, \$1,320 to \$1,680; average, \$1,500—	1 1,800	1 1,800	1 1,770		
Junior clerk—					
	1 1,560	1 1,560	1 1,530		
Total average number of employees—	4	4	4		
Total salaries, departmental service—	8,560.00	8,560.00	8,396.11		
Supplies and materials:					
0200 Stationery and office supplies—	25.00	25.00	25.46		
0220 Scientific and educational supplies—			35.00		
Total supplies and materials—	25.00	25.00	60.46		
05 Communication service—	10.00	10.00	10.16		
Travel expenses:					
0615 Transportation—	625.00	625.00	661.05		
0616 Subsistence—	220.00	220.00	235.15		
Total travel expenses—	845.00	845.00	896.20		
12 Repairs and alterations—			16.32		
Equipment:					
3010 Furniture, furnishings, and fixtures—	100.00	100.00	338.43		
3020 Educational, scientific, and recreational equipment—			1.34		
Total equipment—	100.00	100.00	339.77		
Total—	9,540.00	9,540.00	9,719.02		
<b>PERMANENT SPECIFIC APPROPRIATION</b>					
<b>Cooperative Agricultural Extension Work—</b>					
For the purpose of paying the expenses of cooperative agricultural extension work and the necessary printing and distributing of information in connection with same, there is permanently appropriated \$480,000 for each year, \$10,000 of which is paid annually to each State which has by action of its legislature assented to the provisions of the act. There was also appropriated an additional sum of \$600,000 for the fiscal year following that in which the foregoing appropriation first became available, and for each year thereafter for seven years a sum exceeding by \$500,000 the sum appropriated for each preceding year, and for each year thereafter there is permanently appropriated the sum of \$4,100,000 in addition to the sum of \$480,000. The additional sums are allotted annually to each State by the Secretary of Agriculture and paid in the proportion which the rural population of each State bears to the total rural population of all the States as determined by the next preceding Federal census, but no payment out of the additional appropriations can be made in any year to any State until an equal sum has been appropriated for that year by the legislature of such State, or provided by State, county, college, local authority, or individual contributions from within the State, for the maintenance of cooperative agricultural extension work ( <i>act May 8, 1914, vol. 38, p. 373, sec. 3</i> )—				\$4, 580, 000. 00	\$4, 580, 000. 00
22 Grants, subsidies, and contributions: Expenditures, 1928, \$4,580,000; 1927, \$4,580,000; 1926, \$4,580,000.					
Total, extension service, [\$7,490,568] \$7,457,480, of which amount not to exceed \$400,000 may be expended for personal services in the District of Columbia—				7, 457, 480. 00	7, 490, 568. 00
Grand total, Office of the Secretary of Agriculture—				13, 442, 232. 00	13, 251, 000. 00



*Estimates of appropriations required for the service of the fiscal year ending June 30, 1928—Continued*

General object (title of appropriation), date of acts, references to Statutes at Large, or to Revised Statutes, and estimated amount required for each detailed object	Total amount to be appropriated under each head of appropriation		Amount appropriated for the fiscal year ending June 30, 1927
WEATHER BUREAU			
Salaries, Weather Bureau— For chief of bureau and other personal services in the District of Columbia in accordance with the classification act of 1923 and for personal services in the field <b>["\$452,957"]</b> (act May 11, 1926, vol. 44, p. 503)	\$448, 000. 00		\$452, 957. 00
	Estimated expenditures, 1928 appropriation	Estimated expenditures, 1927 appropriation	Expended and obligated, 1926
Departmental service:			
Salaries—			
Professional and scientific service—	Average—	Average—	Average—
Grade 6, \$6,000 to \$7,500; average, \$6,750—	No. Salary	No. Salary	No. Salary
Chief scientist (chief of bureau).....	1 \$6,500	1 \$6,500	1 \$6,500
Subprofessional service—			
Grade 7, \$2,100 to \$2,700; average, \$2,400—			
Principal laboratory mechanic.....	1 2,200	1 2,200	1 2,200
Principal engineering draftsman.....	1 2,200	1 2,200	1 2,200
Principal lithographers, mechanical.....	3 2,167	3 2,167	3 2,167
Grade 6, \$1,860 to \$2,400; average, \$2,111.42—			
Senior scientific aids.....	1 2,200	1 2,200	2½ 2,155
Senior laboratory mechanics.....	3 1,920	3 1,920	3 1,920
Senior engineering draftsmen.....	3 1,920	3 1,920	3 1,920
Senior library assistant.....	1 1,920	1 1,920	1 1,920
Senior lithographers, mechanical.....	10 1,908	10 1,908	10 1,908
Grade 5, \$1,680 to \$2,040; average, \$1,860—			
Scientific aids.....	6 1,770	6 1,770	6 1,778
Laboratory mechanics.....	2 1,710	2 1,710	2 1,710
Library assistant.....	1 1,800	1 1,800	1 1,800
Grade 4, \$1,500 to \$1,860; average, \$1,680—			
Assistant scientific aids.....	2 1,560	2 1,560	2 1,515
Assistant lithographer, mechanical.....	1 1,560	1 1,560	1 1,500
Grade 3, \$1,320 to \$1,680; average, \$1,500—			
Gardener.....	1 1,500	1 1,500	1 1,470
Grade 2, \$1,140 to \$1,500; average, \$1,320—			
Apprentice lithographers, mechanical.....	3 1,180	3 1,180	3 1,170
Clerical, administrative, and fiscal service—			
Grade 10, \$3,300 to \$3,900; average, \$3,600—			
Junior administrative officer (chief clerk).....	1 3,400	1 3,400	1 3,350
Grade 9, \$3,000 to \$3,600; average, \$3,300—			
Senior administrative assistant (chief of division).....	1 3,100	1 3,100	1 3,050
Grade 8, \$2,700 to \$3,300; average, \$3,000—			
Administrative assistant (personnel officer).....	1 2,800	1 2,800	1 2,750
Administrative assistants (chiefs of divisions).....	3 2,800	3 2,800	3 2,750
Grade 7, \$2,400 to \$3,000; average, \$2,700—			
Junior administrative assistants.....	3 2,500	3 2,500	3 2,467
Grade 6, \$2,100 to \$2,700; average, \$2,400—			
Principal clerks.....	11 2,227	11 2,227	11 2,176
Grade 5, \$1,860 to \$2,400; average, \$2,111.42—			
Senior clerks.....	5 1,988	5 1,988	5 1,966
Grade 4, \$1,680 to \$2,040; average, \$1,860—			
Clerks.....	8 1,747	8 1,747	7½ 1,730
Clerk-stenographers.....	7 1,826	7 1,826	7 1,779
Head operators, office devices.....	8 1,732	8 1,732	8 1,724
Grade 3, \$1,500 to \$1,860; average, \$1,680—			
Assistant clerks.....	13 1,556	13 1,556	10½ 1,574
Assistant clerk-stenographers.....	7 1,536	7 1,536	6½ 1,555
Grade 2, \$1,320 to \$1,680; average, \$1,500—			
Junior clerks.....	7 1,373	7 1,373	7½ 1,430
Junior clerk-typist.....	1 1,320	1 1,320	½ 1,400
Junior clerk-stenographers.....	2 1,350	2 1,350	2½ 1,328
Junior operator, office devices.....	1 1,440	1 1,440	1 1,410
Grade 1, \$1,140 to \$1,500; average, \$1,320—			
Underoperator, office devices.....	1 1,200	1 1,200	1 1,200
Custodial service—			
Grade 7, \$1,680 to \$2,040; average, \$1,860—			
Senior mechanics.....	3 1,860	3 1,860	3 1,800
Grade 6, \$1,500 to \$1,860; average, \$1,680—			
Mechanics.....	6 1,630	6 1,630	6 1,599
Foreman of laborers.....	1 1,620	1 1,620	1 1,560
Grade 5, \$1,320 to \$1,680; average, \$1,500—			
Junior mechanic.....	1 1,440	1 1,440	1 1,380
Grade 4, \$1,140 to \$1,500; average, \$1,320—			
Assistant foreman of laborers.....	1 1,320	1 1,320	1 1,320
Undermechanics.....	3 1,200	3 1,200	3 1,200
Grade 3, \$1,020 to \$1,260; average, \$1,140—			
Messengers.....	7 1,046	7 1,046	10½ 1,027
Senior laborers.....	5 1,188	5 1,188	5 1,188
Minor mechanics.....	4 1,200	4 1,200	4 1,200
Grade 2, \$900 to \$1,140; average, \$1,020—			
Junior laborers (full time).....	5 1,032	5 1,032	5 984
Junior laborers (part time).....	4 450	4 450	4 455
Assistant messengers.....	4 915	4 915	½ 924
Grade 1, \$600 to \$780; average, \$690—			
Junior messengers.....	4 600	4 600	2½ 607
Total average number of employees.....	168	168	165½
Total salaries, departmental service.....	279,605.00	279,605.00	275,949.45

*Estimates of appropriations required for the service of the fiscal year ending June 30, 1928—Continued*

General object (title of appropriation), date of acts, references to Statutes at Large, or to Revised Statutes, and estimated amount required for each detailed object				Total amount to be appropriated under each head of appropriation	Amount appropriated for the fiscal year ending June 30, 1927
<b>Salaries, Weather Bureau—Continued.</b>					
	Estimated expenditures, 1928 appropriation	Estimated expenditures, 1927 appropriation	Expended and obligated, 1926		
<b>Field service:</b>					
Salaries and wages—					
Salary range, \$1,860 to \$2,400; average, \$2,111.42—	<i>Average—</i>	<i>Average—</i>	<i>Average—</i>		
Printer.....	No. 1 Salary \$1,920	No. 1 Salary \$1,920	No. 1 Salary \$1,960		
Salary range, \$1,680 to \$2,040; average, \$1,860—					
Printers.....	24 1,715	24 1,715	24 1,716		
Skilled mechanic (carpenter).....	1 1,680	1 1,680	1 1,680		
Repairman.....	1 1,740	1 1,740	1 1,740		
Salary range, \$1,500 to \$1,860; average, \$1,680—					
Repairmen.....	5 1,596	5 1,596	4½ 1,612		
Salary range, \$1,320 to \$1,680; average, \$1,500—					
Repairmen.....	2 1,380	2 1,380	2 1,380		
Salary range, \$1,140 to \$1,500; average, \$1,320—					
Under observer.....			¾ 1,281		
Unskilled laborers.....	5 1,140	5 1,140	6½ 1,164		
Salary range, \$900 to \$1,260; average, \$1,080—					
Minor observers.....	113 921	113 921	114 916		
Unskilled laborers.....	6 986	6 986	7 978		
Laborer (telegraph lineman).....	1 1,140	1 1,140	1 1,130		
Total average number of employees.....	159	159	162		
Total salaries, field service.....	174,072.00	174,072.00	176,595.82		
Deduct allowances for subsistence, lodging, etc.....	720.00	720.00	925.33		
Cash payment, salaries and wages.....	173,352.00	173,352.00	175,670.49		
Total personal services.....	452,957.00	452,957.00	451,619.94		
Less salary lapses.....	4,957.00				
01 Net personal services.....	448,000.00	452,957.00	451,619.94		
<b>General Expenses, Weather Bureau—</b>					
For carrying into effect in the District of Columbia and elsewhere in the United States, in the West Indies, in the Panama Canal, the Caribbean Sea, and on adjacent coasts, in the Hawaiian Islands, in Bermuda, and in Alaska, the provisions of an act approved October 1, 1890, so far as they relate to the weather service transferred thereby to the Department of Agriculture, and the amendment thereof contained in section 5(e) of the air commerce act of 1926, for the employment of professors of meteorology, district forecasters, local forecasters, meteorologists, section directors, observers, apprentices, operators, skilled mechanics, instrument makers, foremen, assistant foremen, proof readers, compositors, pressmen, lithographers, folders and feeders, repairmen, station agents, messengers, messenger boys, laborers, special observers, displaymen, and other necessary employees; for fuel, gas, electricity, freight and express charges, furniture, stationery, ice, dry goods, twine, mats, oil, paints, glass, lumber, hardware, and washing towels; for advertising; for purchase, subsistence, and care of horses and vehicles, the purchase and repair of harness, for official purposes only; for instruments, shelters, apparatus, storm-warning towers and repairs thereto; for rent of offices; for repair and improvements to existing buildings and care and preservation of grounds, including the construction of necessary outbuildings and sidewalks on public streets abutting Weather Bureau grounds; and the erection of temporary buildings for living quarters of observers; for official traveling expenses; for telephone rentals, and for telegraphing, telephoning, and cabling reports and messages, rates to be fixed by the Secretary of Agriculture by agreement with the companies performing the service: <i>Provided, That the Secretary of Agriculture is authorized to terminate by agreement certain existing contracts in order that the rates may be made uniform for all companies performing similar service;</i> for the maintenance and repair of Weather Bureau telegraph, telephone, and cable lines; and for every other expenditure required for the establishment, equipment, and maintenance of meteorological offices and stations and for the issuing of weather forecasts and warnings of storms, cold waves, frosts, and heavy snows, the gauging and measuring of the flow of rivers and the issuing of river forecasts and warnings; for observations and reports relating to crops, and for other necessary observations and reports, including cooperation with other bureaus of the Government and societies and institutions of learning for the dissemination of meteorological information, as follows ( <i>acts Oct. 1, 1890, vol. 26, p. 653, secs. 4, 5; May 11, 1926, vol. 44, pp. 503-504; July 3, 1926, vol. 44, p. 850</i> ).					
For necessary expenses in the city of Washington incident to collecting and disseminating meteorological, climatological, and marine information and for investigations in meteorology, climatology, seismology, evaporation, and aerology ( <i>same acts</i> ).....				\$158,500.00	

*Estimates of appropriations required for the service of the fiscal year ending June 30, 1928—Continued*

General object (title of appropriation), date of acts, references to Statutes at Large, or to Revised Statutes, and estimated amount required for each detailed object	Total amount to be appropriated under each head of appropriation	Amount appropriated for the fiscal year ending June 30, 1927
--	--	--

*General Expenses, Weather Bureau—Continued.*

	Estimated expenditures, 1928 appropriation	Estimated expenditures, 1927 appropriation	Expended and obligated, 1926
<b>Departmental service:</b>			
<b>Salaries—</b>			
Professional and scientific service—	<i>Average—</i>	<i>Average—</i>	<i>Average—</i>
Grade 5, \$5,200 to \$6,000; average, \$5,600—	No. Salary	No. Salary	No. Salary
Senior scientist (assistant chief of bureau).....	1 \$5,200	1 \$5,200	1 \$5,200
Senior scientist (senior district forecaster).....	1 5,200	1 5,200	1 5,200
Senior scientists (senior meteorologists).....	4 5,250	4 5,250	4 5,200
Grade 4, \$3,800 to \$5,000; average, \$4,400—			
Scientist (district forecaster).....	1 4,000	1 4,000	1 3,900
Scientists (meteorologists).....	4 3,850	4 3,850	4 3,825
Grade 3, \$3,000 to \$3,600; average, \$3,300—			
Associate scientists (associate meteorologists).....	3 3,067	3 3,067	2½ 3,033
Associate librarian (librarian).....	1 3,200	1 3,200	1 3,200
Grade 2, \$2,400 to \$3,000; average, \$2,700—			
Assistant scientists (assistant meteorologists).....	6 2,500	6 2,500	6 2,442
Grade 1, \$1,800 to \$2,400; average, \$2,111.42—			
Junior scientist (junior meteorologist).....	1 2,100	1 2,100	1 2,050
<b>Subprofessional service—</b>			
Grade 8, \$2,400 to \$3,000; average, \$2,700—			
Chief scientific aids.....	2 2,500	2 2,500	2 2,450
Grade 7, \$2,100 to \$2,700; average, \$2,400—			
Principal scientific aids.....	3 2,200	3 2,200	3½ 2,176
Grade 6, \$1,860 to \$2,400; average, \$2,111.42—			
Senior scientific aids.....	4 1,880	4 1,880	3¾ 1,886
Grade 5, \$1,680 to \$2,040; average, \$1,860—			
Scientific aid.....	1 1,740	1 1,740	1 1,680
Total average number of employees.....	32	32	31½
01 Total salaries, departmental service.....	\$102,720.00	\$102,720.00	\$101,613.34
<b>Supplies and materials:</b>			
0200 Stationery and office supplies.....	1,800.00	1,800.00	1,447.56
0220 Scientific and educational supplies.....	150.00	150.00	109.94
0230 Fuel.....	3,100.00	3,100.00	2,593.53
0280 Sundry supplies.....	1,450.00	1,450.00	1,179.70
0290 Materials.....	1,600.00	1,600.00	1,203.37
02 Total supplies and materials.....	8,100.00	8,100.00	6,534.10
<b>Communication service:</b>			
0500 Telegraph service.....	36,000.00	35,300.00	26,988.08
0510 Telephone service.....	1,250.00	1,250.00	1,128.10
0520 Other communication service.....	600.00	600.00	488.80
05 Total communication service.....	37,850.00	37,150.00	28,604.98
07 Transportation of things (service).....	550.00	550.00	432.71
08 Photographing and photographs and prints.....	100.00	100.00	80.61
10 Furnishing of heat, light, and power.....	230.00	230.00	190.26
12 Repairs and alterations.....	3,000.00	3,000.00	2,351.75
13 Special and miscellaneous current expenses.....	150.00	150.00	39.23
<b>Equipment:</b>			
3010 Furniture, furnishings, and fixtures.....	1,100.00	1,100.00	820.43
3020 Educational, scientific, and recreational equipment.....	3,400.00	3,400.00	2,792.36
3050 Other equipment.....	1,300.00	1,300.00	1,003.87
30 Total equipment.....	5,800.00	5,800.00	4,616.66
Reserve.....		700.00	
Total.....	158,500.00	158,500.00	144,463.64

<sup>1</sup> Includes \$1,560 required for employment of temporary assignments for short intervals of time during the fiscal year.

<sup>2</sup> Includes \$1,570 expended for employment of temporary assignments for short intervals of time during the fiscal year 1926.

For the maintenance of a printing office in the city of Washington for the printing of weather maps, bulletins, circulars, forms, and other publications, including the pay of additional employees, when necessary, \$10,000: *Provided*, That no printing shall be done by the Weather Bureau that can be done at the Government Printing Office without impairing the service of said bureau (*acts Oct. 1, 1890, vol. 26, p. 658, secs. 4, 5; May 11, 1926, vol. 44, pp. 503-504; July 8, 1926, vol. 44, p. 850*).....

\$10,000.00

	Estimated expenditures, 1928 appropriation	Estimated expenditures, 1927 appropriation	Expended and obligated, 1926
<b>Supplies and materials:</b>			
0200 Stationery and office supplies.....	\$5,800.00	\$5,800.00	\$5,177.59
0280 Sundry supplies.....	2,050.00	2,050.00	1,800.29
0290 Materials.....	350.00	350.00	229.30
02 Total supplies and materials.....	8,200.00	8,200.00	7,207.18
08 Photographing and photographs and prints.....	150.00	150.00	109.94
12 Repairs and alterations.....	450.00	450.00	274.26
<b>Equipment:</b>			
3010 Furniture, furnishings, and fixtures.....	300.00	300.00	270.12
3050 Other equipment.....	900.00	900.00	2,601.23
30 Total equipment.....	1,200.00	1,200.00	2,871.35
Total.....	10,000.00	10,000.00	10,458.73

## Estimates of appropriations required for the service of the fiscal year ending June 30, 1928—Continued

General object (title of appropriation), date of acts, references to Statutes at Large, or to Revised Statutes, and estimated amount required for each detailed object	Total amount to be appropriated under each head of appropriation		Amount appropriated for the fiscal year ending June 30, 1927
<b>General Expenses, Weather Bureau—Continued.</b>			
For necessary expenses outside of the city of Washington incident to collecting and disseminating meteorological, climatological, and marine information, and for investigations in meteorology, climatology, seismology, evaporation, and aerology, <b>[\$1,787,073]</b> <b>\$1,744,000</b> [Provided, That not to exceed \$38,000 of this amount shall be immediately available for the erection of a building at East Lansing, Michigan, for the use of the Weather Bureau, as authorized by the act of Congress approved March 2, 1925] (acts Oct. 1, 1890, vol. 26, p. 653, secs. 4, 5; May 11, 1926, vol. 44, pp. 503-504; July 3, 1926, vol. 44, p. 850)-----			
	\$1,744,000.00		
	Estimated expenditures, 1928 appropriation	Estimated expenditures, 1927 appropriation	Expended and obligated, 1926
<b>Field service:</b>			
Salaries and wages—			
Salary range, \$5,200 to \$6,000; average, \$5,600—			
Senior meteorologists	Average— No. 5 Salary \$5,280	Average— No. 5 Salary \$5,280	Average— No. 5 Salary \$5,220
Salary range, \$3,800 to \$5,000; average, \$4,400—			
Meteorologists	21 3,895	21 3,895	20 3,924
Salary range, \$3,000 to \$3,600; average, \$3,300—			
Associate meteorologists	46 3,087	46 3,087	45 3,109
Salary range, \$2,400 to \$3,000; average, \$2,700—			
Assistant meteorologists	100 2,446	100 2,446	98 2,425
Salary range, \$1,860 to \$2,400; average, \$2,111.42—			
Junior meteorologists	111 1,990	111 1,990	115 1,957
Senior observers	12 1,943	12 1,943	11 1,988
Salary range, \$1,680 to \$2,040; average, \$1,860—			
Observers	45 1,735	45 1,735	42 1,694
Salary range, \$1,500 to \$1,860; average, \$1,680—			
Assistant observers	46 1,576	46 1,576	48 1,532
Salary range, \$1,320 to \$1,680; average, \$1,500—			
Junior observers	53 1,357	53 1,357	47 1,450
Fireman	1 1,320	1 1,320	1 1,320
Salary range, \$1,140 to \$1,500; average, \$1,320—			
Underobservers	18 1,170	18 1,170	16½ 1,162
Salary range, \$900 to \$1,260; average, \$1,080—			
Minor observers	13 978	13 978	12½ 994
Total average number of employees	471	471	460½
Total salaries, field service	994,800.00	994,800.00	972,085.04
Deduct allowances for subsistence, lodging, etc.	13,860.00	13,860.00	12,863.64
Cash payment, salaries and wages	980,940.00	980,940.00	959,221.40
Employment of special observers at \$1 to \$40 per month	1,847	1,847	1,820
Total wages, special observers	116,900.00	116,900.00	113,824.35
<b>01 Net salaries, field service</b>	<b>1,097,840.00</b>	<b>1,097,840.00</b>	<b>1,073,045.75</b>
Supplies and materials:			
0200 Stationery and office supplies	31,200.00	31,600.00	30,888.85
0220 Scientific and educational supplies	1,190.00	1,200.00	1,154.05
0230 Fuel	9,900.00	10,000.00	9,604.70
0280 Sundry supplies	9,340.00	9,500.00	9,128.80
0290 Materials	1,300.00	1,350.00	1,267.86
<b>02 Total supplies and materials</b>	<b>52,930.00</b>	<b>53,650.00</b>	<b>52,044.26</b>
Communication service:			
0500 Telegraph service	356,200.00	353,300.00	320,331.29
0510 Telephone service	23,800.00	23,800.00	22,935.14
0520 Other communication service	2,750.00	2,750.00	2,631.37
<b>05 Total communication service</b>	<b>382,750.00</b>	<b>379,850.00</b>	<b>345,897.80</b>
07 Transportation of things (service)	18,025.00	18,250.00	17,349.32
08 Photographing and photographs and prints	90.00	93.00	80.64
10 Furnishing of heat, light, and power	8,600.00	8,600.00	8,287.17
Rents:			
1100 Rents of buildings and structures	105,360.00	105,360.00	105,528.74
1110 Other rents	1,300.00	1,330.00	1,232.46
<b>11 Total rents</b>	<b>106,660.00</b>	<b>106,690.00</b>	<b>106,761.20</b>
12 Repairs to buildings, and other	34,805.00	35,200.00	34,258.05
13 Special and miscellaneous current expenses	5,250.00	5,300.00	4,999.93
Equipment:			
3010 Furniture, furnishings, and fixtures	6,600.00	6,700.00	6,122.69
3020 Educational, scientific, and recreational equipment	27,250.00	27,550.00	23,688.52
3050 Other equipment	3,200.00	3,250.00	3,021.24
<b>0 Total equipment</b>	<b>37,050.00</b>	<b>37,500.00</b>	<b>32,830.45</b>
<b>02 Erection of building at East Lansing, Mich</b>		<b>38,000.00</b>	
Reserve		6,100.00	
<b>Total</b>	<b>1,744,000.00</b>	<b>1,787,073.00</b>	<b>1,675,554.57</b>
¹ Includes \$1,800 contributed to salary of one man by State of Iowa, which amount is not included in the			

<sup>1</sup> Includes \$1,800 contributed to salary of one man by State of Iowa, which amount is not included in the

*Estimates of appropriations required for the service of the fiscal year ending June 30, 1928—Continued*

General object (title of appropriation), date of acts, references to Statutes at Large, or to Revised Statutes, and estimated amount required for each detailed object				Total amount to be appropriated under each head of appropriation	Amount appropriated for the fiscal year ending June 30, 1927
<b>General Expenses, Weather Bureau—Continued.</b> For investigations, observations, and reports, forecasts, warnings, and advices for the protection of horticultural interests ( <i>acts Oct. 1, 1890, vol. 26, p. 653, secs. 4, 5; May 11, 1926, vol. 44, pp. 503-504; July 3, 1926, vol. 44, p. 850</i> ).....				\$27, 500. 00	
	Estimated expenditures, 1928 appropriation	Estimated expenditures, 1927 appropriation	Expended and obligated, 1926		
<b>Field service:</b>					
Salaries and wages—	<i>Average—</i>	<i>Average—</i>	<i>Average—</i>		
Salary range, \$3,800 to \$5,000; average, \$4,400—	No. Salary	No. Salary	No. Salary		
Meteorologist	1 \$3,800	1 \$3,800			
Salary range, \$3,000 to \$3,600; average, \$3,300—			1 \$3,091		
Associate meteorologist					
Salary range, \$2,400 to \$3,000; average, \$2,700—	3 2,633	3 2,633	3 2,430		
Assistant meteorologists					
Salary range, \$1,800 to \$2,400; average, \$2,111.42—	2 1,960	2 1,960	1 1,932		
Junior meteorologists					
Salary range, \$1,680 to \$2,040; average, \$1,860—	1 1,680	1 1,680	1 1,740		
Observer					
Salary range, \$1,500 to \$1,860; average, \$1,680—			1 1,500		
Assistant observer					
Total average number of employees.....	7	7	7 1/2		
01 Total salaries and wages, field service.....	17,300.00	17,300.00	16,551.48		
Supplies and materials:					
0200 Stationery and office supplies.....	90.00	90.00	59.70		
0220 Scientific and educational supplies.....	30.00	30.00	24.75		
0280 Sundry supplies.....	70.00	70.00	44.29		
02 Total supplies and materials.....	190.00	190.00	128.74		
Communication service:					
0500 Telegraph service.....	7,600.00	7,300.00	5,647.09		
0510 Telephone service.....	440.00	440.00	174.08		
0520 Other communication service.....	30.00	30.00	15.07		
05 Total communication service.....	8,070.00	7,770.00	5,836.24		
07 Transportation of things (service).....	610.00	610.00	477.52		
08 Photographing and photographs and prints.....	20.00	20.00	11.04		
12 Repairs and alterations.....	150.00	150.00	86.55		
Equipment:					
3010 Furniture, furnishings, and fixtures.....	200.00	200.00	172.50		
3020 Educational, scientific, and recreational equipment.....	950.00	950.00	817.37		
3050 Other equipment.....	10.00	10.00	5.55		
30 Total equipment.....	1,160.00	1,160.00	995.42		
Reserve.....		300.00			
Total.....	27,500.00	27,500.00	24,086.90		
For official traveling expenses [ <b>\$28,650</b> ] ( <i>same acts</i> ).....				35, 000. 00	
	Estimated expenditures, 1928 appropriation	Estimated expenditures, 1927 appropriation	Expended and obligated, 1926		
Travel expenses:					
0615 Transportation.....	\$20,800.00	\$19,140.00	\$12,929.44		
0616 Subsistence.....	14,200.00	12,760.00	8,655.82		
06 Total travel expenses.....	35,000.00	31,900.00	21,585.26		

<sup>1</sup> Includes \$3,250 appropriated by the second deficiency act, fiscal year 1926.

## Estimates of appropriations required for the service of the fiscal year ending June 30, 1928—Continued

General object (title of appropriation), date of acts, references to Statutes at Large, or to Revised Statutes, and estimated amount required for each detailed object				Total amount to be appropriated under each head of appropriation	Amount appropriated for the fiscal year ending June 30, 1927
<b>General Expenses, Weather Bureau—Continued.</b> For the maintenance of stations, for observing, measuring, and investigating atmospheric phenomena, including salaries and other expenses in the city of Washington and elsewhere <b>[\$104,400]</b> (acts Oct. 1, 1890, vol. 26, p. 653, secs. 4, 5; May 11, 1926, vol. 44, pp. 503-504; July 3, 1926, vol. 44, p. 850)				\$218,000.00	
<b>Departmental service:</b> <b>Salaries—</b> Professional and scientific service— Grade 4, \$3,900 to \$5,000; average, \$4,400— Scientist (meteorologist)..... Grade 2, \$2,400 to \$3,000; average, \$2,700— Assistant scientists (assistant meteorologists)..... Subprofessional service— Grade 7, \$2,100 to \$2,700; average, \$2,400— Principal scientific aid..... Grade 6, \$1,660 to \$2,400; average, \$2,111.42— Senior scientific aid..... Grade 5, \$1,660 to \$2,040; average, \$1,860— Scientific aids..... Grade 4, \$1,500 to \$1,860; average, \$1,680— Assistant scientific aids..... Clerical, administrative, and fiscal service— Grade 3, \$1,500 to \$1,860; average, \$1,680— Assistant clerks..... Total average number of employees..... Total salaries, departmental service.....					
<b>Field service:</b> <b>Salaries and wages—</b> Salary range, \$3,000 to \$3,600; average, \$3,300— Associate meteorologist..... Salary range, \$2,400 to \$3,000; average, \$2,700— Assistant meteorologists..... Salary range, \$1,860 to \$2,400; average, \$2,111.42— Junior meteorologists..... Salary range, \$1,860 to \$2,040; average, \$1,860— Observers..... Salary range, \$1,500 to \$1,860; average, \$1,680— Assistant observers..... Salary range, \$1,320 to \$1,680; average, \$1,500— Junior observers..... Total average number of employees..... Total salaries, field service..... Deduct allowances for subsistence, lodging, etc..... Cash payment, salaries and wages..... For employment of special observers at ground stations at \$20 per month..... Net salaries, field service.....					
<b>01 Total personal services.....</b> Supplies and materials: 0200 Stationery and office supplies..... 0220 Scientific and educational supplies..... 0230 Fuel..... 0250 Forage and other supplies for animals..... 0280 Sundry supplies..... 0290 Materials..... <b>02 Total supplies and materials.....</b> Communication service: 0500 Telegraph service..... 0510 Telephone service..... 0520 Other communication service..... <b>05 Total communication service.....</b> Transportation of things (service)..... 10 Furnishing of heat, light, and power..... 11 Rent of buildings..... 12 Repairs and alterations..... 13 Special and miscellaneous current expense..... Equipment: 3010 Furniture, furnishings, and fixtures..... 3020 Educational, scientific, and recreational equipment..... 3050 Other equipment..... <b>30 Total equipment.....</b> Reserve..... <b>Total.....</b>					
<b>In all, general expenses.....</b> <b>Total, Weather Bureau, <b>[\$2,644,080]</b> \$2,641,000, of which amount not to exceed <b>[\$402,025]</b> \$411,000 may be expended for personal services in the District of Columbia.....</b>				\$2,193,000.00	\$2,191,123.00
				2,641,000.00	2,644,080.00

<sup>1</sup> Includes \$71,750 appropriated by the second deficiency act, fiscal year 1926.

*Estimates of appropriations required for the service of the fiscal year ending June 30, 1928—Continued*

General object (title of appropriation), date of acts, references to Statutes at Large, or to Revised Statutes, and estimated amount required for each detailed object	Total amount to be appropriated under each head of appropriation		Amount appropriated for the fiscal year ending June 30, 1927
BUREAU OF ANIMAL INDUSTRY			
Salaries, Bureau of Animal Industry— For chief of bureau and other personal services in the District of Columbia in accordance with the classification act of 1923 and for personal services in the field <b>["\$641,000"]</b> (act May 11, 1926, vol. 44, p. 505)	\$630, 000. 00		\$641, 000. 00
	Estimated expenditures, 1928 appropriation	Estimated expenditures, 1927 appropriation	Expended and obligated, 1926
Departmental service:			
Salaries—			
Professional service—	Average—	Average—	Average—
Grade 6, \$6,000 to \$7,500; average, \$6,750—	No. Salary	No. Salary	No. Salary
Chief of bureau	1 \$7,000	1 \$7,000	1 \$6,500
Subprofessional service—			
Grade 5, \$1,680 to \$2,040; average, \$1,860—	1 1,800	1 1,800	1 1,777
Scientific aid			
Grade 3, \$1,320 to \$1,680; average, \$1,500—	1 1,440	1 1,440	1 1,440
Underscientific helper			
Grade 1, \$900 to \$1,260; average, \$1,080—	10 1,026	10 1,026	10 1,020
Minor scientific helpers			
Clerical, administrative, and fiscal service—			
Grade 9, \$3,000 to \$3,600; average, \$3,300—			
Senior administrative assistant	1 3,200	1 3,200	1 3,100
Grade 8, \$2,700 to \$3,300; average, \$3,000—			
Administrative assistants	2 2,950	2 2,950	2 2,850
Grade 7, \$2,400 to \$3,000; average, \$2,700—			
Junior administrative assistants	3 2,667	3 2,667	3 2,667
Grade 6, \$2,100 to \$2,700; average, \$2,400—			
Principal clerks	7 2,386	7 2,386	7 2,300
Grade 5, \$1,860 to \$2,400; average, \$2,131.42—			
Senior clerks	6 2,133	6 2,133	6 2,090
Grade 4, \$1,680 to \$2,040; average, \$1,860—			
Clerks	25 1,850	25 1,850	25 1,848
Grade 3, \$1,500 to \$1,860; average, \$1,680—			
Assistant clerks	42 1,638	42 1,638	40 1,637
Grade 2, \$1,320 to \$1,680; average, \$1,500—			
Junior clerks	31 1,463	31 1,463	26 1,482
Junior operator	1 1,440	1 1,440	1 1,380
Grade 1, \$1,140 to \$1,500; average, \$1,320—			
Underclerks	4 1,410	4 1,410	4 1,440
Custodial service—			
Grade 4, \$1,140 to \$1,500; average, \$1,320—			
Head messenger	1 1,500	1 1,500	1 1,500
Grade 3, \$1,020 to \$1,380; average, \$1,200—			
Messengers	6 1,130	6 1,130	5 1,105
Grade 2, \$900 to \$1,140; average, \$1,020—			
Assistant messengers	1 900	1 900	4 613
Junior office laborers	12 954	12 954	12 961
Grade 1, \$800 to \$780; average, \$790—			
Junior messengers	9 625	9 625	7 630
Total average number of employees	164	164	160
Total salaries, departmental service	254, 032. 00	254, 032. 00	246, 514. 45
Field service:			
Salaries:			
Salary range, \$2,100 to \$2,700; average, \$2,400—			
Principal clerks	5 2,367	5 2,367	4 2,325
Salary range, \$1,860 to \$2,400; average, \$2,131.42—			
Senior clerks	5 2,080	5 2,080	5 2,060
Salary range, \$1,680 to \$2,040; average, \$1,860—			
Clerks	32 1,800	32 1,800	33 1,799
Salary range, \$1,500 to \$1,860; average, \$1,680—			
Assistant clerks	42 1,620	42 1,620	44 1,605
General foreman of laborers	1 1,760	1 1,760	1 1,760
Salary range, \$1,320 to \$1,680; average, \$1,500—			
Assistant scientific aid	1 1,500	1 1,500	1 1,500
Junior clerks	102 1,437	102 1,437	106 1,434
Salary range, \$1,140 to \$1,500; average, \$1,320—			
Underclerks	9 1,208	9 1,208	5 1,141
Salary range, \$900 to \$1,140; average, \$1,020—			
Office laborers	7 883	7 883	7 883
Total average number of regular employees	204	204	207
Total salaries and wages, regular employees	314, 594. 00	314, 594. 00	304, 261. 68
Temporary employees at \$900 to \$1,140 per annum	64	60	67
Total salaries and wages, temporary employees	72, 374. 00	68, 374. 00	76, 172. 65
Total number of employees	268	264	274
Total salaries and wages, field service	386, 968. 00	382, 968. 00	380, 434. 33
The difference between 1927 and 1928 is due to increase in temporary force, \$4,000.			
Reserve		4, 000. 00	
Total personal services	641, 000. 00	641, 000. 00	626, 948. 78
Less salary lapses	11, 000. 00		
01 Net personal services	630, 000. 00	641, 000. 00	626, 948. 78

*Estimates of appropriations required for the service of the fiscal year ending June 30, 1928—Continued*

General object (title of appropriation), date of acts, references to Statutes at Large, or to Revised Statutes, and estimated amount required for each detailed object	Total amount to be appropriated under each head of appropriation	Amount appropriated for the fiscal year ending June 30, 1927
--	--	--

**General Expenses, Bureau of Animal Industry—**

For carrying out the provisions of the act approved May 29, 1884, establishing a Bureau of Animal Industry, and the provisions of the act approved March 3, 1891, providing for the safe transport and humane treatment of export cattle from the United States to foreign countries, and for other purposes; the act approved August 30, 1890, providing for the importation of animals into the United States, and for other purposes; and the provisions of the act of May 9, 1902, extending the inspection of meats to process butter, and providing for the inspection of factories, marking of packages, and so forth; and the provisions of the act approved February 2, 1903, to enable the Secretary of Agriculture to more effectually suppress and prevent the spread of contagious and infectious diseases of livestock, and for other purposes; and also the provisions of the act approved March 3, 1905, to enable the Secretary of Agriculture to establish and maintain quarantine districts, to permit and regulate the movement of cattle and other livestock therefrom, and for other purposes; and for carrying out the provisions of the act of June 29, 1906, entitled "An act to prevent cruelty to animals while in transit by railroad or other means of transportation"; and for carrying out the provisions of the act approved March 4, 1913, regulating the preparation, sale, barter, exchange, or shipment of any virus, serum, toxin, or analogous products manufactured in the United States and the importation of such products intended for use in the treatment of domestic animals; and to enable the Secretary of Agriculture to collect and disseminate information concerning livestock, dairy, and other animal products; to prepare and disseminate reports on animal industry; to employ and pay from the appropriation herein made as many persons in the city of Washington or elsewhere as he may deem necessary; to purchase in the open market samples of all tuberculin, serums, antitoxins, or analogous products, of foreign or domestic manufacture, which are sold in the United States, for the detection, prevention, treatment, or cure of diseases of domestic animals, to test the same, and to disseminate the results of said tests in such manner as he may deem best; to purchase and destroy diseased or exposed animals, including poultry, or quarantine the same whenever in his judgment essential to prevent the spread of pleuropneumonia, tuberculosis, contagious poultry diseases, or other diseases of animals from one State to another, as follows (acts May 29, 1884, vol. 23, p. 31, secs. 1-11; Aug. 30, 1890, vol. 26, p. 414, secs. 1-10; Mar. 3, 1891, vol. 26, pp. 383, 1089, sec. 1; May 9, 1902, vol. 32, pp. 193-197, sec. 1; Feb. 2, 1903, vol. 32, pp. 791, 792, secs. 1-3; Mar. 3, 1905, vol. 33, p. 1264, secs. 1-6; June 29, 1906, vol. 34, p. 607, sec. 1; Mar. 4, 1913, vol. 37, p. 832, sec. 1; May 11, 1926, vol. 44, p. 505):

For inspection and quarantine work, including all necessary expenses for the eradication of scabies in sheep and cattle, the inspection of southern cattle, the supervision of the transportation of livestock, and the inspection of vessels, the execution of the twenty-eight hour law, the inspection and quarantine of imported animals, including the establishment and maintenance of quarantine stations and repairs, alterations, improvements, or additions to buildings thereon; the inspection work relative to the existence of contagious diseases, and the mallein testing of animals **[\$630,000] (same acts)**-----

\$640, 000. 00

	Estimated expenditures, 1928 appropriation	Estimated expenditures, 1927 appropriation	Expended and obligated, 1926
Departmental service:			
Salaries—			
Professional service—			
Grade 5, \$5,200 to \$6,000; average, \$5,600—			
Senior veterinarian.....	No. 1 Salary \$5,200	No. 1 Salary \$5,200	No. 1 Salary \$5,200
Grade 4, \$3,900 to \$5,000; average, \$4,400—			
Biochemist.....	1 4,200	1 4,200	1 4,000
Veterinarian.....	1 4,200	1 4,200	1 4,000
Grade 3, \$3,000 to \$3,600; average, \$3,300—			
Associate veterinarians.....	2½ 3,144	2½ 3,144	2 3,162
Subprofessional service—			
Grade 8, \$2,400 to \$3,000; average, \$2,700—			
Chief scientific aid.....			½ 2,600
Clerical, administrative, and fiscal service—			
Grade 9, \$3,000 to \$3,600; average, \$3,300—			
Senior administrative assistant.....	1 3,000	1 3,000	½ 3,000
Total average number of employees.....	6½	6½	6
Total salaries, departmental service.....	23,675	23,675	22,225



*Estimates of appropriations required for the service of the fiscal year ending June 30, 1928—Continued*

General object (title of appropriation), date of acts, references to Statutes at Large, or to Revised Statutes, and estimated amount required for each detailed object	Total amount to be appropriated under each head of appropriation				Amount appropriated for the fiscal year ending June 30, 1927			
<i>General Expenses, Bureau of Animal Industry—Continued.</i>								
	Estimated expenditures, 1928 appropriation		Estimated expenditures, 1927 appropriation		Expended and obligated, 1926			
Field service:								
Salaries and wages—	<i>Average—</i>		<i>Average—</i>		<i>Average—</i>			
Salary range, \$3,900 to \$5,000; average, \$4,400—	No.	Salary	No.	Salary	No.	Salary		
Veterinarians.....	2½	\$3,989	2½	\$3,989	1½	\$3,902		
District law officer.....					1	3,800		
Salary range, \$3,000 to \$3,600; average, \$3,300—								
Associate veterinarians.....	6½	3,151	6½	3,151	6	3,137		
Associate bacteriologists.....	½	3,100	½	3,100	½	3,000		
Salary range, \$2,400 to \$3,000; average, \$2,700—								
Assistant veterinarians.....	97½	2,447	97½	2,447	86½	2,556		
Chief scientific assistant.....	1	2,600	1	2,600	1	2,600		
Principal lay inspector.....	½	2,500	½	2,500	½	2,500		
Salary range, \$1,800 to \$2,400; average, \$2,111.42—								
Junior veterinarians.....	18½	1,963	12½	1,963	9½	2,037		
Principal lay inspectors.....	2½	2,088	2½	2,088	2½	2,132		
Senior lay inspectors.....	79½	1,887	79½	1,887	75½	1,888		
Principal scientific assistant.....	1	2,400	1	2,400	½	2,400		
Principal scientific aid.....	1	2,100	1	2,100	1	2,100		
Senior scientific aid.....	1	1,920	1	1,920	½	1,920		
Senior aid.....	1	1,920	1	1,920	1	1,920		
Salary range, \$1,680 to \$2,040; average, \$1,860—								
Assistant lay inspectors.....	13½	1,587	13½	1,587	10½	1,601		
Senior lay inspectors.....	2	1,590	2	1,590	2	1,572		
Salary range, \$1,500 to \$1,860; average, \$1,680—								
Senior mechanic.....	1	1,560	1	1,560	1	1,560		
Carpenter, \$5.75 per day.....	1	1,600	1	1,600	1	1,600		
Salary range, \$1,320 to \$1,680; average, \$1,500—								
Junior clerk.....	½	1,380	½	1,380	½	1,380		
Underscientific helper.....	½	1,200	½	1,200	½	1,200		
Total average number regular employees.....	230½		224½		217½			
Total salaries and wages, regular employees.....		479,233.00		465,893.00		445,548.14		
Temporary employees at \$300 to \$1,680 per annum.....	16		16		16½			
Total salaries and wages, temporary employees.....		9,267.00		9,267.00		9,741.91		
Total number of employees.....	246½		240½		233½			
Total salaries and wages, field service.....		489,800.00		476,460.00		456,590.05		
Deduct allowances for subsistence, lodging, etc.....		1,500.00		1,300.00		1,300.00		
Cash payment, salaries and wages.....		488,500.00		475,160.00		455,290.05		
The difference between 1927 and 1928 is due to increase in force, \$13,340.								
01 Total personal services.....		512,175.00		498,835.00		477,515.05		
Supplies and materials:								
0200 Stationery and office supplies.....		750.00		750.00		788.85		
0220 Scientific and educational supplies.....		1,500.00		1,500.00		1,452.23		
0230 Fuel.....		950.00		950.00		928.92		
0250 Forage for animals.....		200.00		200.00		168.04		
0280 Sundry supplies.....		1,000.00		1,000.00		995.17		
0290 Materials.....						50.31		
02 Total supplies and materials.....		4,400.00		4,400.00		4,383.52		
04 Subsistence and care of animals.....		850.00		850.00		772.99		
Communication service:								
0500 Telegraph service.....		250.00		250.00		244.06		
0510 Telephone service.....		2,750.00		2,750.00		2,681.44		
0520 Other communication service.....		250.00		250.00		229.39		
05 Total communication service.....		3,250.00		3,250.00		3,154.89		
Travel expenses:								
0615 Transportation.....		65,000.00		62,500.00		51,853.62		
0616 Subsistence.....		34,000.00		32,500.00		28,532.58		
06 Total travel expenses.....		99,000.00		95,000.00		80,386.20		
07 Transportation of things (service).....		1,200.00		1,200.00		1,173.50		
09 Advertising.....		25.00		25.00		12.72		
10 Furnishing heat, light, and power.....		1,000.00		1,000.00		865.52		
11 Rent of buildings.....		5,000.00		5,000.00		4,914.12		
12 Repairs and alterations.....		8,000.00		8,000.00		7,845.57		
13 Special and miscellaneous current expenses.....		250.00		250.00		234.43		
Equipment:								
3000 Passenger-carrying vehicles.....		1,800.00		1,640.00		1,146.45		
3010 Furniture, furnishings, and fixtures.....		1,000.00		1,000.00		1,025.08		
3020 Scientific equipment.....		300.00		300.00		288.99		
3050 Other equipment.....		1,750.00		1,750.00		1,634.31		
30 Total equipment.....		4,850.00		4,690.00		4,094.83		
Reserve.....				7,500.00				
Total.....		640,000.00		630,000.00		586,353.34		

## Estimates of appropriations required for the service of the fiscal year ending June 30, 1928—Continued

General object (title of appropriation), date of acts, references to Statutes at Large, or to Revised Statutes, and estimated amount required for each detailed object	Total amount to be appropriated under each head of appropriation	Amount appropriated for the fiscal year ending June 30, 1927
--	--	--

*General Expenses, Bureau of Animal Industry—Continued.*

For investigating the diseases of tuberculosis and paratuberculosis of animals for [its] their control and eradication, for the tuberculin testing of animals, and for researches concerning the causes of the diseases, [its] their modes of spread, and methods of treatment and prevention, including demonstrations, the formation of organizations, and such other means as may be necessary, either independently or in cooperation with farmers, associations, or State, Territory, or county authorities, [\$4,653,000] \$5,853,000, of which \$975,000 shall be set aside for administrative and operating expenses and [\$3,678,000] \$4,025,000 for the payment of indemnities, of which \$1,192,000 shall be immediately available: *Provided, however,* That in carrying out the purpose of this appropriation, if in the opinion of the Secretary of Agriculture it shall be necessary to condemn and destroy tuberculous or paratuberculous animals [and to compensate owners for loss thereof], he may, if such animals have been condemned, in his discretion, and in accordance with such rules and regulations as he may prescribe, expend in the city of Washington or elsewhere [out of the moneys of this appropriation], such sums as he shall determine to be necessary, within the limitations above provided, for the payment of indemnities, for the reimbursement of owners of such animals [so destroyed], in cooperation with such States, Territories, counties, or municipalities, as shall by law or by suitable action in keeping with its authority in the matter, and by rules and regulations adopted and enforced in pursuance thereof, provide inspection of tuberculous or paratuberculous animals and for compensation to owners of animals so [destroyed] condemned, but no part of the money hereby appropriated shall be used in compensating owners of such animals except in cooperation with and supplementary to payments to be made by State, Territory, county, or municipality where condemnation of such animals shall take place, nor shall any payment be made hereunder as compensation for or on account of any such animal [destroyed] if at the time of inspection or test [of such animal], or at the time of condemnation thereof, it shall belong to or be upon the premises of any person, firm, or corporation, to which it has been sold, shipped, or delivered for the purpose of being slaughtered: *Provided further,* That out of the money hereby appropriated no payment as compensation for any [tuberculous] animal condemned for slaughter [destroyed] shall exceed one-third of the difference between the appraised value of such animal and the value of the salvage thereof; that no payment hereunder shall exceed the amount paid or to be paid by the State, Territory, county, and municipality, where the animal shall be condemned; [and] that in no case shall any payment hereunder be more than \$25 for any grade animal or more than \$50 for any purebred animal; and that no payment shall be made unless the owner has complied with all lawful quarantine regulations (*acts May 29, 1884, vol. 23, p. 31, secs. 1-11; Aug. 30, 1890, vol. 26, p. 414, secs. 1-10; Mar. 3, 1891, vol. 26, pp. 883, 1089, sec. 1; May 9, 1902, vol. 32, pp. 193-197, sec. 1; Feb. 2, 1903, vol. 32, pp. 791, 792, secs. 1-3; Mar. 3, 1905, vol. 33, p. 1264, secs. 1-6; June 29, 1906, vol. 34, p. 607, sec. 1; Mar. 4, 1913, vol. 37, p. 832, sec. 1; May 11, 1926, vol. 44, p. 505*)—\$5,853,000. 00

	Estimated expenditures, 1928 appropriation	Estimated expenditures, 1927 appropriation	Expended and obligated, 1926
<b>Departmental service:</b>			
<b>Salaries—</b>			
Professional and scientific service—			
Grade 5, \$5,200 to \$6,000; average, \$5,600—			
Senior veterinarian.....	No. 1 Salary \$5,200	No. 1 Salary \$5,200	No. 1 Salary \$5,200
Grade 4, \$3,800 to \$5,000; average, \$4,400—			
Veterinarian.....	1 4,000	1 4,000	1 4,000
Biochemist.....	1 3,800	1 3,800	1 3,800
Bacteriologist.....	1 3,800	1 3,800	1 3,800
Grade 3, \$3,000 to \$3,600; average, \$3,300—			
Associate veterinarians.....	2 3,150	2 3,150	2 3,150
Associate bacteriologist.....	1 3,200	1 3,200	1 3,100
Grade 2, \$2,400 to \$3,000; average, \$2,700—			
Assistant veterinarians.....	3 2,467	3 2,467	3 2,467
Assistant bacteriologist.....	1 2,600	1 2,600	1 2,600
Grade 1, \$1,800 to \$2,400; average, \$2,111.42—			
Junior veterinarian.....	1 1,920	1 1,920	1 1,920
Junior chemist.....	1 2,300	1 2,300	1 2,300
<b>Subprofessional service—</b>			
Grade 5, \$1,680 to \$2,040; average, \$1,860—			
Scientific illustrator.....	1 1,680	1 1,680	1 1,680
Grade 3, \$1,320 to \$1,680; average, \$1,500—			
Junior scientific aid.....	1 1,320	1 1,320	1 1,320
Grade 2, \$1,140 to \$1,500; average, \$1,320—			
Underscientific helper.....	1 1,260	1 1,260	1 1,140
Grade 1, \$900 to \$1,260; average, \$1,080—			
Minor scientific helper.....	1 900	1 900	1 900

*Estimates of appropriations required for the service of the fiscal year ending June 30, 1928—Continued*

General object (title of appropriation), date of acts, references to Statutes at Large, or to Revised Statutes, and estimated amount required for each detailed object	Total amount to be appropriated under each head of appropriation		Amount appropriated for the fiscal year ending June 30, 1927
<i>General Expenses, Bureau of Animal Industry—Continued.</i>			
	Estimated expenditures, 1928 appropriation	Estimated expenditures, 1927 appropriation	Expended and obligated, 1926
Departmental service—Continued.			
Salaries—Continued.			
Clerical, administrative, and fiscal service—	Average—	Average—	Average—
Grade 10, \$3,300 to \$3,900; average, \$3,600—	No. Salary	No. Salary	No. Salary
Chief of radio service.....			1 1/2 \$3,800
Junior administrative officer.....			1 1/2 3,800
Grade 8, \$2,700 to \$3,300; average, \$3,000—			
Associate editor.....			1 1/2 3,000
Grade 7, \$2,400 to \$3,000; average, \$2,700—			
Junior administrative assistant.....			1 1/2 2,400
Grade 3, \$1,500 to \$1,980; average, \$1,680—			
Assistant clerk.....	1 \$1,560	1 \$1,560	1 1,560
Total average number of employees.....	17 1/2	17 1/2	18 1/2
Total salaries, departmental service.....	44,707.00	44,707.00	50,694.30
Field service:			
Salaries—			
Salary range, \$3,800 to \$5,000; average, \$4,400—			
Veterinarians.....	4 1/2 3,819	4 1/2 3,819	4 1/2 3,836
Salary range, \$3,000 to \$3,600; average, \$3,300—			
Associate veterinarians.....	14 1/2 3,166	14 1/2 3,166	13 1/2 3,080
Salary range, \$2,400 to \$3,000; average, \$2,700—			
Assistant veterinarians.....	159 1/2 2,424	159 1/2 2,424	156 1/2 2,428
Salary range, \$1,860 to \$2,400; average, \$2,111.42—			
Junior veterinarians.....	69 1/2 1,993	69 1/2 1,993	63 2,021
Senior lay inspectors.....	9 1/2 1,881	9 1/2 1,881	11 1/2 1,882
Salary range, \$1,500 to \$1,860; average, \$1,680—			
Assistant clerks.....	1 1/2 1,563	1 1/2 1,563	3 1/2 1,616
Salary range, \$1,320 to \$1,680; average, \$1,500—			
Junior clerks.....	4 1/2 1,340	4 1/2 1,340	4 1/2 1,328
Salary range, \$1,140 to \$1,500; average, \$1,320—			
Underclerks.....	4 1,177	4 1,177	5 1/2 1,176
Total average number of regular employees.....	267 1/2	267 1/2	261 1/2
Total salaries and wages, regular employees.....	624,720.00	624,720.00	627,777.42
Temporary employees at \$1 to \$1,500 per annum.....	17 1/2	17 1/2	16
Total salaries and wages, temporary employees.....	271.00	271.00	16.00
Total average number of employees.....	288	288	277 1/2
Total salaries and wages, field service.....	624,991.00	624,991.00	627,793.42
01 Total personal services.....	669,698.00	669,698.00	678,487.72
Supplies and materials:			
0200 Stationery and office supplies.....	1,250.00	1,250.00	1,147.81
0220 Scientific and educational supplies.....	15,000.00	14,500.00	14,925.61
0230 Fuel.....	500.00	500.00	484.39
0250 Forage for animals.....	5,500.00	4,500.00	4,516.35
0280 Sundry supplies.....	3,000.00	2,500.00	2,797.85
0290 Materials.....			85.33
02 Total supplies and materials.....	25,250.00	23,550.00	23,967.34
04 Subsistence and care of animals.....	1,500.00	1,250.00	1,289.22
Communication service:			
0500 Telegraph service.....	300.00	300.00	295.79
0510 Telephone service.....	3,500.00	3,500.00	3,448.80
0520 Other communication service.....	50.00	50.00	50.01
05 Total communication service.....	3,850.00	3,850.00	3,794.60
Travel expenses:			
0615 Transportation.....	120,462.00	112,000.00	109,953.67
0616 Subsistence.....	118,450.00	112,000.00	109,922.94
06 Total travel expenses.....	238,912.00	224,000.00	219,876.61
07 Transportation of things (service).....	5,500.00	5,000.00	5,070.63
08 Photographing, and making photographs and prints.....	5.00	5.00	1.52
10 Furnishing of heat, light, and power.....	35.00	35.00	33.30
11 Rent of buildings.....	3,650.00	3,650.00	3,623.87
12 Repairs and alterations.....	10,000.00	8,962.00	8,945.66
13 Special and miscellaneous current expenses.....	750.00	650.00	524.95
Equipment:			
3000 Passenger carrying vehicles.....	12,600.00	21,100.00	8,617.86
3010 Furniture, furnishings, and fixtures.....	1,500.00	1,500.00	1,165.21
3020 Educational, scientific, and recreational equipment.....	1,000.00	1,000.00	264.66
3050 Other equipment.....	750.00	750.00	576.83
30 Total equipment.....	15,850.00	24,350.00	10,624.56
Awards or damages for the destruction of infected livestock.....	4,878,000.00	3,055,000.00	3,158,225.45
Reserve.....		10,000.00	
Total.....	5,853,000.00	4,030,000.00	4,114,455.43

*Estimates of appropriations required for the service of the fiscal year ending June 30, 1928—Continued*

General object (title of appropriation), date of acts, references to Statutes at Large, or to Revised Statutes, and estimated amount required for each detailed object	Total amount to be appropriated under each head of appropriation		Amount appropriated for the fiscal year ending June 30, 1927
<b>General Expenses, Bureau of Animal Industry—Continued.</b>			
For all necessary expenses for the eradication of southern cattle ticks, <b>[\$699,450] \$675,000: Provided, That no part of this appropriation shall be used for the purchase of animals or in the purchase of materials for or in the construction of dipping vats upon land not owned solely by the United States, except at fairs or expositions where the Department of Agriculture makes exhibits or demonstrations; nor shall any part of this appropriation be used in the purchase of materials or mixtures for use in dipping vats except in experimental or demonstration work carried on by the officials or agents of the Bureau of Animal Industry (acts May 29, 1884, vol. 23, p. 31, secs. 1-11; Aug. 30, 1890, vol. 26, p. 414, secs. 1-10; Mar. 3, 1891, vol. 26, pp. 883, 1089, sec. 1; May 9, 1902, vol. 32, pp. 193-197, sec. 1; Feb. 2, 1903, vol. 32, pp. 791, 792, secs. 1-3; Mar. 3, 1905, vol. 33, p. 1264, secs. 1-6; June 29, 1906, vol. 34, p. 607, sec. 1; Mar. 4, 1913, vol. 37, p. 832, sec. 1; May 11, 1926, vol. 44, p. 605)</b>			
	\$675,000.00		
	Estimated expenditures, 1928 appropriation	Estimated expenditures, 1927 appropriation	Expended and obligated, 1926
<b>Departmental service:</b>			
<b>Salaries—</b>			
Professional and scientific service—	Average—	Average—	Average—
Grade 5, \$5,200 to \$6,000; average, \$5,600—	No. 1 Salary \$5,200	No. 1 Salary \$5,200	No. 1 Salary \$5,200
Senior veterinarian.....	1 3,800	1 3,800	1 3,800
Senior zoologist.....	1 2,600	1 2,600	1 2,500
Grade 4, \$3,800 to \$5,000; average, \$4,400—			
Veterinarian.....	1 2,400	1 2,400	1 2,400
Grade 2, \$2,400 to \$3,000; average, \$2,700—			
Assistant zoologist.....	1 960	1 960	1 960
Assistant chemist.....			
Subprofessional service—			
Grade 8, \$2,400 to \$3,000; average, \$2,700—			
Senior scientific illustrator.....			
Grade 1, \$900 to \$1,250; average, \$1,080—			
Minor scientific helper.....			
Total average number of employees.....	4 13,160.00	4 13,160.00	5 16,797.22
Total salaries, departmental service.....			
<b>Field service:</b>			
<b>Salaries and wages—</b>			
Salary range, \$3,800 to \$5,000; average, \$4,400—			
Veterinarian.....	1 3,102	1 3,102	1 3,088
Salary range, \$3,000 to \$3,600; average, \$3,300—			
Associate veterinarians.....	41 2,501	41 2,501	36 2,498
Salary range, \$2,400 to \$3,000; average, \$2,700—			
Assistant veterinarians.....	5 2,019	5 2,019	5 2,372
Salary range, \$1,860 to \$2,400; average, \$2,111.42—			
Junior veterinarians.....	8 1,861	8 1,861	9 1,854
Senior lay inspectors.....			
Salary range, \$1,500 to \$1,860; average, \$1,680—			
Assistant lay inspector.....	1 1,680	1 1,680	1 1,620
Lay inspector.....			
Salary range, \$1,140 to \$1,500; average, \$1,320—			
Underclerk.....	67 166,170.00	67 166,170.00	59 146,431.13
Total average number of regular employees.....			
Total salaries and wages, regular employees.....			
Temporary employees, at \$1 to \$2,520 per annum.....	209	224	181
Total salaries and wages, temporary employees.....	276 443,115.00	291 457,565.00	240 387,358.79
Total average number of employees.....			
Total salaries and wages, field service.....			
The difference between 1928 and 1927 is due to decrease in temporary force (agents), \$14,450.			
<b>01 Total personal services.....</b>	<b>456,275.00</b>	<b>470,725.00</b>	<b>404,056.01</b>
<b>Supplies and materials:</b>			
0200 Stationery and office supplies.....	1,500.00	1,500.00	1,254.02
0220 Scientific and educational supplies.....	250.00	250.00	118.47
0230 Fuel.....	250.00	250.00	248.13
0280 Sundry supplies.....	750.00	750.00	518.83
0290 Materials.....			60.25
<b>02 Total supplies and materials.....</b>	<b>2,750.00</b>	<b>2,750.00</b>	<b>2,195.40</b>
<b>04 Subsistence and care of animals.....</b>	<b>100.00</b>	<b>100.00</b>	<b>80.96</b>
<b>Communication service:</b>			
0500 Telegraph service.....	225.00	225.00	217.06
0510 Telephone service.....	2,500.00	2,500.00	2,292.85
0520 Other communication service.....	25.00	25.00	25.44
<b>05 Total communication service.....</b>	<b>2,750.00</b>	<b>2,750.00</b>	<b>2,535.37</b>
<b>Travel expenses:</b>			
0615 Transportation.....	125,000.00	126,000.00	112,774.14
0616 Subsistence.....	49,000.00	50,000.00	46,772.79
<b>06 Total travel expenses.....</b>	<b>174,000.00</b>	<b>176,000.00</b>	<b>159,546.93</b>

*Estimates of appropriations required for the service of the fiscal year ending June 30, 1928—Continued*

General object (title of appropriation), date of acts, references to Statutes at Large, or to Revised Statutes, and estimated amount required for each detailed object	Total amount to be appropriated under each head of appropriation	Amount appropriated for the fiscal year ending June 30, 1927
--	--	--

*General Expenses, Bureau of Animal Industry—Continued.*

	Estimated expenditures, 1928 appropriation	Estimated expenditures, 1927 appropriation	Expended and obligated, 1926
07 Transportation of things (service).....	\$5,000.00	\$5,000.00	\$4,429.49
09 Advertising.....	75.00	75.00	64.63
10 Furnishing of heat, light, and power.....	50.00	50.00	45.25
11 Rent of buildings.....	6,750.00	6,750.00	6,723.51
12 Repairs and alterations.....	15,000.00	15,000.00	13,275.48
13 Special and miscellaneous current expenses.....	1,500.00	1,500.00	1,013.31
Equipment:			
3000 Passenger-carrying vehicles.....	4,950.00	2,920.00	4,619.95
3010 Furniture, furnishings and fixtures.....	2,500.00	2,500.00	2,116.45
3020 Educational, scientific, and recreational equipment.....	300.00	300.00	270.00
3050 Other equipment.....	3,000.00	2,970.00	2,153.57
30 Total equipment.....	10,750.00	8,690.00	9,159.97
Reserve.....		10,000.00	
Total.....	675,000.00	699,450.00	603,132.31

For all necessary expenses for investigations and experiments in animal husbandry; for experiments in animal feeding and breeding, including cooperation with the State agricultural experiment stations, including repairs and additions to and erection of buildings absolutely necessary to carry on the experiments, including the employment of labor in the city of Washington and elsewhere, rent outside of the District of Columbia, and all other necessary expenses, **[\$350,080] \$365,000: Provided,** That of the sum thus appropriated \$60,820 may be used for experiments in poultry feeding and breeding: *Provided further,* That of the sum thus appropriated \$8,000 is made available for the erection of necessary buildings at the United States sheep experiment station in Clark County, Idaho, to furnish facilities for the investigation of problems pertaining to the sheep and wool industry on the farms and ranges of the Western States (*acts May 29, 1884, vol. 23, p. 31, secs. 1-11; Aug. 30, 1890, vol. 26, p. 414, secs. 1-10; Mar. 3, 1891, vol. 26, pp. 883, 1089, sec. 1; May 9, 1902, vol. 32, pp. 193-197, sec. 1; Feb. 2, 1903, vol. 32, pp. 791, 792, secs. 1-3; Mar. 3, 1906, vol. 33, p. 1264, secs. 1-6; June 29, 1906, vol. 34, p. 607, sec. 1; Mar. 4, 1913, vol. 37, p. 832, sec. 1; May 11, 1926, vol. 44, p. 505*)-----

\$365,000.00

	Estimated expenditures, 1928 appropriation	Estimated expenditures, 1927 appropriation	Expended and obligated, 1926
Departmental service:			
Salaries—			
Professional and scientific service—			
Grade 5, \$5,200 to \$6,000; average, \$5,600—			
Senior animal husbandman.....	No. 1 Salary \$5,200	No. 1 Salary \$5,200	No. 1 Salary \$5,200
Grade 4, \$3,800 to \$5,000; average, \$4,400—			
Animal husbandmen.....	6 3,833	6 3,833	6 3,800
Poultry husbandman.....	1 4,600	1 4,600	1 4,600
Biological chemist.....	1 5,000	1 5,000	1 5,000
Grade 3, \$3,000 to \$3,600; average, \$3,300—			
Associate physicist.....	1 3,000	1 3,000	1 3,000
Associate chemist.....	1 3,000	1 2,000	1 3,000
Associate biophysicist.....	1 3,000	1 3,000	1 3,000
Associate poultry husbandman.....	1 3,300	1 3,300	1 3,300
Associate animal husbandmen.....	6 3,167	6 3,209	5 3,200
Associate veterinarian.....	1 3,000	1 3,000	1 3,000
Grade 2, \$2,400 to \$3,000; average, \$2,700—			
Assistant animal husbandmen.....	4 2,675	4 2,675	4 2,675
Grade 1, \$1,860 to \$2,400; average, \$2,111.42—			
Senior animal husbandman.....	1 2,300	1 2,300	1 2,300
Junior technologist.....	1 1,860	1 1,860	1 1,860
Subprofessional service—			
Grade 8, \$2,400 to \$3,000; average, \$2,700—			
Chief scientific aid.....	1 2,800	1 2,800	1 2,800
Grade 4, \$1,500 to \$1,860; average, \$1,680—			
Assistant scientific aid.....	1 1,740	1 1,740	1 1,740
Grade 2, \$1,140 to \$1,500; average, \$1,320—			
Under scientific helpers.....	2 1,140	2 1,140	1 1,149
Grade 1, \$900 to \$1,260; average, \$1,080—			
Minor scientific helper.....			1 960
Clerical, administrative, and fiscal service—			
Grade 9, \$3,000 to \$3,600; average, \$3,300—			
Associate editor.....			1 3,200
Grade 5, \$1,860 to \$2,400; average, \$2,111.42—			
Senior photographer.....	1 2,100	1 2,100	1 2,100
Senior translator.....	1 1,920	1 1,920	1 1,920
Grade 2, \$1,320 to \$1,680; average, \$1,500—			
Junior clerk.....	1 1,320	1 1,320	1 1,320
Custodial service—			
Grade 7, \$1,680 to \$2,040; average, \$1,860—			
Senior mechanic.....	1 1,920	1 1,920	1 1,920
Total average number of employees.....	32 1/2	32 1/2	31 1/2
Total salaries, departmental service.....	97,555.00	97,555.00	94,064.93

## Estimates of appropriations required for the service of the fiscal year ending June 30, 1928—Continued

General object (title of appropriation), date of acts, references to Statutes at Large, or to Revised Statutes, and estimated amount required for each detailed object				Total amount to be appropriated under each head of appropriation	Amount appropriated for the fiscal year ending June 30, 1927
<i>General Expenses, Bureau of Animal Industry—Continued.</i>					
	Estimated expenditures, 1928 appropriation	Estimated expenditures, 1927 appropriation	Expended and obligated, 1926		
Field service:					
Salaries and wages—					
Salary range, \$3,000 to \$3,600; average, \$3,300—	Average—	Average—	Average—		
	No. Salary	No. Salary	No. Salary		
Agent in animal husbandry.....	1 \$3,200	1 \$3,200	1 \$3,126		
Associate poultry husbandman.....	1 3,000	1 3,000	1 3,000		
Associate animal husbandman.....	4 3,225	4 3,225	4 3,000		
Marketing specialist.....	1 3,000	1 3,000	1 3,000		
Associate chemist.....	1 3,000	1 3,000	1 3,000		
Salary range, \$2,400 to \$3,000; average, \$2,700—					
Assistant animal husbandman.....	2 2,900	2 2,900	2 2,900		
Chief scientific aid.....	1 2,700	1 2,700	1 2,600		
Agent in animal husbandry.....	1 2,716	1 2,716	1 2,716		
Salary range, \$1,800 to \$2,400; average, \$2,111.42—					
Junior animal husbandmen.....	3 2,300	3 2,300	3 2,146		
Junior chemists.....	2 1,890	2 1,890	1 1,920		
Scientific aids.....	2 1,920	2 1,920	2 1,840		
Farm foreman.....	1 1,860	1 1,897	1 1,800		
Agents in animal husbandry.....	1 1,962	1 1,962	1 1,962		
Salary range, \$1,500 to \$1,800; average, \$1,680—					
Agents in animal husbandry.....	2 1,735	2 1,735	2 1,735		
Carpenters.....	2 1,677	2 1,677	1 1,795		
Blacksmith.....	1 1,795	1 1,795	1 1,560		
Unskilled laborer.....	1 1,560	1 1,560	1 1,560		
Salary range, \$1,320 to \$1,680; average, \$1,500—					
Assistant scientific aid.....	1 1,500	1 1,500	1 1,320		
Junior scientific aids.....	2 1,320	2 1,320	1 1,320		
Junior clerk.....	1 1,320	1 1,320	1 1,320		
Salary range, \$1,140 to \$1,500; average, \$1,320—					
Underclerk.....	1 1,440	1 1,440	1 1,165		
Unskilled laborers.....	5 1,283	5 1,283	5 1,279		
Painter.....	1 1,372	1 1,372	1 1,363		
Salary range, \$1,020 to \$1,260; average, \$1,140—					
Unskilled laborers.....	6 1,104	6 1,104	5 1,080		
Teamsters.....	2 1,140	2 1,140	2 1,140		
Salary range, \$900 to \$1,140; average, \$1,020—					
Unskilled laborers.....	21 1,015	21 1,015	10 815		
Salary range, \$780 to \$1,020; average, \$900—					
Unskilled laborers.....	13 829	13 829	14 815		
Salary range \$600 to \$780; average, \$690—					
Unskilled laborers.....	3 624	3 624	4 622		
Salary range, below \$600—					
Unskilled laborer.....	1 421	1 421	1 420		
Total average number of employees.....	85 1/2	84 1/2	76 1/2		
Total salaries and wages, field service.....	126,638.00	126,024.00	121,382.24		
Deduct allowance for subsistence, lodging, etc.....	4,408.00	4,101.00	3,661.00		
Cash payment, salaries and wages.....	122,230.00	121,923.00	117,721.24		
The difference between 1928 and 1927 is due to increase in force, \$307.					
01 Total personal services.....	219,785.00	219,478.00	211,796.17		
Supplies and materials:					
0200 Stationery and office supplies.....	1,500.00	1,500.00	1,477.77		
0210 Medical and hospital supplies.....	175.00	175.00	168.52		
0220 Scientific and educational supplies.....	1,500.00	1,500.00	4,136.38		
0230 Fuel.....	7,800.00	7,800.00	7,796.39		
0250 Forage for animals.....	47,000.00	46,000.00	44,768.51		
0260 Provisions.....	1,275.00	1,275.00	1,276.87		
0270 Powder, projectiles, etc.....	25.00	25.00	32.50		
0280 Sundry supplies.....	6,000.00	5,000.00	5,319.18		
0290 Materials.....			158.05		
02 Total supplies and materials.....	65,275.00	62,275.00	65,134.17		
04 Subsistence and care of animals.....	400.00	400.00	393.02		
Communication service:					
0500 Telegraph service.....	200.00	200.00	190.23		
0510 Telephone service.....	600.00	607.00	601.37		
0520 Other communication service.....	5.00	5.00	3.90		
05 Total communication service.....	805.00	812.00	795.50		
Travel expenses:					
0615 Transportation.....	16,000.00	15,300.00	14,841.55		
0616 Subsistence.....	9,000.00	8,500.00	8,170.73		
06 Total travel expenses.....	25,000.00	23,800.00	23,012.28		
07 Transportation of things (service).....	6,750.00	6,750.00	6,661.91		
08 Photographing and making photographs and prints.....	550.00	550.00	512.13		
09 Advertising.....	25.00	25.00	12.50		
10 Furnishing of heat, light, and power.....	5,000.00	5,000.00	4,899.17		

*Estimates of appropriations required for the service of the fiscal year ending June 30, 1928—Continued*

General object (title of appropriation), date of acts, references to Statutes at Large, or to Revised Statutes, and estimated amount required for each detailed object	Total amount to be appropriated under each head of appropriation	Amount appropriated for the fiscal year ending June 30, 1927
--	--	--

*General Expenses, Bureau of Animal Industry—Continued.*

	Estimated expenditures, 1928 appropriation	Estimated expenditures, 1927 appropriation	Expended and obligated, 1926
<b>Rents:</b>			
1100 Rents of buildings.....			\$1,000.00
1110 Other rents.....	\$1,140.00	\$1,140.00	1,140.00
11 Total rents.....	1,140.00	1,140.00	2,140.00
12 Repairs and alterations.....	16,920.00	12,000.00	13,894.78
13 Special and miscellaneous current expenses.....	5,000.00	5,000.00	5,442.81
<b>Equipment:</b>			
3000 Passenger-carrying vehicles.....			6,499.25
3010 Furniture, furnishings, and fixtures.....	750.00	750.00	768.00
3020 Educational, scientific, and recreational equipment.....	1,000.00	1,000.00	990.49
3040 Livestock.....	100.00	100.00	85.00
3050 Other equipment.....	16,500.00	4,500.00	4,816.36
30 Total equipment.....	18,350.00	6,350.00	13,159.10
Reserve.....		6,500.00	
Total.....	365,000.00	350,080.00	347,860.54

For all necessary expenses for scientific investigations in diseases of animals, including the maintenance and improvement of the bureau experiment station at Bethesda, Maryland, and the necessary alterations of buildings thereon, and the necessary expenses for investigations of tuberculin, serums, antitoxins, and analogous products, \$125,860: *Provided*, That of said sum \$40,000 may be used for researches concerning the cause, modes of spread, and methods of treatment and prevention of the disease of contagious abortion of animals (*acts May 29, 1884, vol. 23, p. 31, secs. 1-11; Aug. 30, 1890, vol. 26, p. 414, secs. 1-10; Mar. 3, 1891, vol. 26, pp. 883, 1089, sec. 1; May 9, 1902, vol. 32, pp. 193-197, sec. 1; Feb. 2, 1903, vol. 32, pp. 791, 792, secs. 1-3; Mar. 3, 1905, vol. 33, p. 1264, secs. 1-6; June 29, 1906, vol. 34, p. 607, sec. 1; Mar. 4, 1913, vol. 37, p. 832, sec. 1; May 11, 1926, vol. 44, p. 505*).....

\$125,860.00

	Estimated expenditures, 1928 appropriation	Estimated expenditures, 1927 appropriation	Expended and obligated, 1926
<b>Departmental service:</b>			
<b>Salaries—</b>			
Professional and scientific service—	<i>Average—</i>	<i>Average—</i>	<i>Average—</i>
Grade 5, \$5,200 to \$6,000; average, \$5,600—	No. Salary	No. Salary	No. Salary
Senior pathologist.....	1 \$5,200	1 \$5,200	1 \$5,200
Senior zoologist.....	1 5,200	1 5,200	1 5,200
Grade 4, \$3,800 to \$5,000; average, \$4,400—			
Zoologist.....	1 3,800	1 3,800	1 4,080
Bacteriologist.....	1 3,800	1 3,800	1 3,800
Grade 3, \$3,000 to \$3,600; average, \$3,300—			
Associate physiologists.....	2 3,200	1 3,200	2 3,200
Associate bacteriologist.....	1 3,200	1 3,200	1 3,100
Associate parasitologist.....	1 3,000	1 3,000	
Associate chemist.....	1 3,000	1 3,000	1 3,000
Associate zoologist.....	1 3,000	1 3,000	
Associate veterinarians.....	2 3,000	2 3,000	1 2,925
Grade 2, \$2,400 to \$3,000; average, \$2,700—			
Assistant zoologist.....			1 2,500
Grade 1, \$1,800 to \$2,400; average, \$2,111.42—			
Junior veterinarian.....	1 2,300	1 2,300	1 2,200
Junior physiologist.....	1 2,200	1 2,200	1 2,200
<b>Subprofessional service—</b>			
Grade 8, \$2,400 to \$3,000; average, \$2,700—			
Chief scientific illustrator.....	1 2,400	1 2,400	1 2,400
Grade 4, \$1,500 to \$1,800; average, \$1,680—			
Assistant scientific aid.....	1 1,320	1 1,320	1 1,740
Grade 2, \$1,140 to \$1,600; average, \$1,320—			
Underscientific helper.....	1 1,440	1 1,440	1 1,440
Total average number of employees.....	14 1/2	14 1/2	13 1/2
Total salaries; departmental service.....	52,307.00	52,307.00	44,849.13
<b>Field service:</b>			
<b>Salaries and wages—</b>			
Salary range, \$5,200 to \$6,000; average, \$5,600—			
Senior veterinarian.....	1 5,600	1 5,600	1 5,600
Salary range, \$3,800 to \$5,000; average, \$4,400—			
Veterinarians.....	1 3,800	1 3,800	1 3,800
Salary range, \$3,000 to \$3,600; average, \$3,300—			
Associate veterinarian.....	1 3,000	1 3,000	1 3,000
Salary range, \$2,400 to \$3,000; average, \$2,700—			
Assistant veterinarians.....	2 2,750	2 2,750	2 2,700
Assistant bacteriologist.....	1 3,100	1 3,100	1 3,000

14825-26-10

## Estimates of appropriations required for the service of the fiscal year ending June 30, 1928—Continued

General object (title of appropriation), date of acts, references to Statutes at Large, or to Revised Statutes, and estimated amount required for each detailed object				Total amount to be appropriated under each head of appropriation	Amount appropriated for the fiscal year ending June 30, 1927
<i>General Expenses, Bureau of Animal Industry—Continued.</i>					
	Estimated expenditures, 1928 appropriation	Estimated expenditures, 1927 appropriation	Expended and obligated, 1926		
Field service—Continued.					
Salaries and wages—Continued.					
Salary range, \$1,860 to \$2,400; average, \$2,111.42—					
Senior lay inspectors	Average— No. 2 Salary \$1,890	Average— No. 2 Salary \$1,890	Average— No. 2 Salary \$1,890		
Salary range, \$1,320 to \$1,680; average, \$1,500—					
Junior scientific aid	1 1,320	1 1,320	1 1,320		
Salary range, \$1,140 to \$1,500; average, \$1,320—					
Underscientific helper	1 1,200	1 1,200	1 1,200		
Total average number of regular employees	9	9	9		
Total salaries and wages, regular employees	25,699.00	25,699.00	25,541.66		
Temporary employees, at \$375 to \$1,500 per year	8	8	8 7/8		
Total salaries and wages, temporary employees	8,175.00	8,175.00	7,579.05		
Total average number of employees	17	17	17 7/8		
Total salaries and wages, field service	33,874.00	33,874.00	33,120.71		
Deduct allowances for subsistence, lodging, etc.	490.00	490.00			
Cash payment salaries and wages	33,384.00	33,384.00	32,630.71		
01 Total personal services	85,691.00	85,691.00	77,479.84		
Supplies and materials:					
0200 Stationery and office supplies	550.00	550.00	511.28		
0210 Medical and hospital supplies	10.00	10.00	6.48		
0220 Scientific and educational supplies	3,800.00	2,800.00	2,763.29		
0230 Fuel	1,550.00	1,550.00	1,508.26		
0250 Forage	16,000.00	15,500.00	15,429.53		
0260 Provisions	260.00	260.00	255.28		
0280 Sundry supplies	1,500.00	1,500.00	1,025.11		
02 Total supplies and materials	23,670.00	22,170.00	21,499.23		
Communication service:					
0500 Telegraph service	20.00	20.00	17.63		
0510 Telephone service	225.00	225.00	210.58		
0520 Other communication service			1.86		
05 Total communication service	245.00	245.00	230.07		
Travel expenses:					
0615 Transportation	4,000.00	4,000.00	3,484.83		
0616 Subsistence	1,700.00	1,700.00	1,152.32		
06 Total travel expenses	5,700.00	5,700.00	4,637.15		
07 Transportation of things (service)	2,950.00	2,950.00	2,960.23		
08 Photographing, and making photographs and prints	30.00	30.00	30.89		
10 Furnishing of heat, light, and power	225.00	225.00	205.73		
11 Rent of buildings			550.00		
12 Repairs and alterations	4,750.00	3,750.00	3,744.19		
13 Special and miscellaneous current expenses	749.00	749.00	474.51		
Equipment:					
3010 Furniture, furnishings, and fixtures	700.00	700.00	702.60		
3020 Educational, scientific, and recreational equipment	350.00	350.00	303.38		
3040 Livestock	600.00	600.00	586.38		
3050 Other equipment	200.00	200.00	184.55		
30 Total equipment	1,850.00	1,850.00	1,776.89		
Reserve		2,500.00			
Total	125,860.00	125,860.00	113,588.73		

For investigating the disease of hog cholera, and for its control or eradication by such means as may be necessary, including demonstrations, the formation of organizations, and other methods, either independently or in cooperation with farmers' associations, State or county authorities, [§428,263] \$425,000: *Provided*, That of said sum \$235,995 shall be available for expenditure in carrying out the provisions of the act approved March 4, 1913, regulating the preparation, sale, barter, exchange, or shipment of any virus, serum, toxin, or analogous product manufactured in the United States and the importation of such products intended for use in the treatment of domestic animals: *Provided further*, That of said sum \$25,820 shall be available for researches concerning the cause, modes of spread, and methods of treatment and prevention of this disease (*acts May 29, 1884, vol. 23, p. 31, secs. 1-11; Aug. 30, 1890, vol. 26, p. 414, secs. 1-10; Mar. 3, 1891, vol. 26, pp. 883, 1089, sec. 1; May 9, 1902, vol. 32, pp. 193-197, sec. 1; Feb. 2, 1903, vol. 32, pp. 791, 792, secs. 1-3; Mar. 3, 1905, vol. 33, p. 1264, secs. 1-6; June 29, 1906, vol. 34, p. 607, sec. 1; Mar. 4, 1913, vol. 37, p. 832, sec. 1; May 11, 1926, vol. 44, p. 505*)-----

\$425,000.00



*Estimates of appropriations required for the service of the fiscal year ending June 30, 1928—Continued*

General object (title of appropriation), date of acts, references to Statutes at Large, or to Revised Statutes, and estimated amount required for each detailed object				Total amount to be appropriated under each head of appropriation	Amount appropriated for the fiscal year ending June 30, 1927
<b>General Expenses, Bureau of Animal Industry—Continued.</b>					
	Estimated expenditures, 1928 appropriation	Estimated expenditures, 1927 appropriation	Expended and obligated, 1926		
<b>Departmental service:</b>					
Salaries—					
Professional and scientific service—					
Grade 5, \$5,200 to \$6,000; average, \$5,600—	Average— No. Salary	Average— No. Salary	Average— No. Salary		
Senior biochemist.....	1 \$5,600	1 \$5,600	1 \$5,600		
Senior veterinarians.....	2 5,200	2 5,200	2 5,200		
Grade 4, \$3,800 to \$5,000; average, \$4,400—					
Veterinarians.....	2 3,800	2 3,800	2 3,800		
Grade 3, \$3,000 to \$3,600; average, \$3,300—					
Associate veterinarians.....	3 3,233	3 3,233	2 3,100		
Subprofessional service—					
Grade 8, \$2,400 to \$3,000; average, \$2,700—					
Senior scientific illustrator.....	1 2,400	1 2,400	1 2,400		
Clerical, administrative, and fiscal service—					
Grade 8, \$2,700 to \$3,300; average, \$3,000—					
Administrative assistant.....	1 3,100		1 3,100		
Total average number of employees.....	8 1/2	8 1/2	7 1/2		
Total salaries, departmental service.....	33,900.00	33,900.00	33,862.60		
<b>Field service:</b>					
Salaries and wages—					
Salary range, \$3,800 to \$5,000; average, \$4,400—					
Veterinarians.....	1 1/2 3,800	1 1/2 3,800	1 1/2 3,800		
Salary range, \$3,000 to \$3,600; average, \$3,300—					
Associate bacteriologists.....	11 3,134	11 3,134	9 1/2 3,078		
Associate bacteriologist.....	1 3,300	1 3,300	1 3,300		
Salary range, \$2,400 to \$3,000; average, \$2,700—					
Assistant veterinarians.....	78 1/2 2,472	78 1/2 2,472	73 1/2 2,511		
Salary range, \$1,860 to \$2,400; average, \$2,111.42—					
Junior veterinarians.....	2 1/2 1,960	2 1/2 1,960	3 1/2 2,087		
Senior lay inspectors.....	27 1,867	27 1,867	25 1/2 1,864		
Salary range, \$1,500 to \$1,860; average, \$1,680—					
Assistant clerk.....	1 1,560	1 1,560	1 1,560		
Salary range, \$1,320 to \$1,680; average, \$1,500—					
Junior clerks.....	2 1/2 1,440	2 1/2 1,440	2 1/2 1,440		
Total average number of regular employees.....	129 1/2	129 1/2	117 1/2		
Total salaries and wages, regular employees.....	311,787.00	311,787.00	283,714.95		
Temporary employees, at \$1 to \$1,230 per year.....	4	4	1 1/2		
Total salaries and wages, temporary employees.....	2,431.00	2,431.00	1,609.40		
Total average number of employees.....	127 1/2	127 1/2	119 1/2		
Total salaries and wages, field service.....	314,218.00	314,218.00	285,324.35		
<b>01 Total personal services.....</b>	<b>348,118.00</b>	<b>348,118.00</b>	<b>319,186.95</b>		
Supplies and materials:					
0200 Stationery and office supplies.....	750.00	750.00	572.92		
0220 Scientific and educational supplies.....	1,000.00	1,000.00	922.56		
0230 Fuel.....	100.00	100.00	81.29		
0250 Forage.....	700.00	700.00	439.68		
0280 Sundry supplies.....	2,500.00	2,500.00	2,243.80		
<b>02 Total supplies and materials.....</b>	<b>5,050.00</b>	<b>5,050.00</b>	<b>4,260.45</b>		
<b>04 Subsistence and care of animals.....</b>	<b>500.00</b>	<b>500.00</b>	<b>357.85</b>		
Communication service:					
0500 Telegraph service.....	50.00	50.00	38.06		
0510 Telephone service.....	1,500.00	1,500.00	1,386.18		
0520 Other communication service.....	50.00	50.00	38.85		
<b>05 Total communication service.....</b>	<b>1,600.00</b>	<b>1,600.00</b>	<b>1,463.11</b>		
Travel expenses:					
0615 Transportation.....	38,487.00	36,550.00	28,068.55		
0616 Subsistence.....	20,570.00	20,000.00	15,281.14		
<b>06 Total travel expenses.....</b>	<b>59,057.00</b>	<b>56,550.00</b>	<b>43,349.69</b>		
07 Transportation of things (service).....	1,500.00	1,500.00	1,106.51		
08 Photographing, and photographs and prints.....	50.00	50.00	51.48		
10 Furnishing of heat, light, and power.....	25.00	25.00	14.44		
11 Rent of buildings.....	3,050.00	3,050.00	3,036.37		
12 Repairs and alterations.....	2,000.00	2,000.00	1,706.08		
13 Special and miscellaneous current expenses.....	500.00	500.00	290.52		
Equipment:					
3000 Passenger-carrying vehicles.....	900.00	920.00	473.53		
3010 Furniture, furnishings, and fixtures.....	550.00	550.00	546.63		
3020 Educational, scientific, and recreational equipment.....	100.00	100.00			
3040 Livestock.....	1,500.00	1,500.00	1,162.56		
3050 Other equipment.....	500.00	500.00	447.56		
<b>30 Total equipment.....</b>	<b>3,550.00</b>	<b>3,570.00</b>	<b>2,630.28</b>		
Reserve.....		5,750.00			
<b>Total.....</b>	<b>425,000.00</b>	<b>428,263.00</b>	<b>377,453.73</b>		

## Estimates of appropriations required for the service of the fiscal year ending June 30, 1928—Continued

General object (title of appropriation), date of acts, references to Statutes at Large, or to Revised Statutes, and estimated amount required for each detailed object	Total amount to be appropriated under each head of appropriation		Amount appropriated for the fiscal year ending June 30, 1927
<b>General Expenses, Bureau of Animal Industry—Continued.</b>			
For all necessary expenses for the investigation, treatment, and eradication of dourine <b>[\$30,000]</b> (acts May 29, 1884, vol. 23, p. 31, secs. 1-11; Aug. 30, 1890, vol. 26, p. 414, secs. 1-10; Mar. 3, 1891, vol. 26, pp. 883, 1089, sec. 1; May 9, 1902, vol. 32, pp. 193-197, sec. 1; Feb. 2, 1903, vol. 32, pp. 791, 792, secs. 1-3; Mar. 3, 1905, vol. 33, p. 1264, secs. 1-6; June 29, 1906, vol. 34, p. 607, sec. 1; Mar. 4, 1913, vol. 37, p. 832, sec. 1; May 11, 1926, vol. 44, p. 505)-----	\$25,000.00		
	Estimated expenditures, 1928 appropriation	Estimated expenditures, 1927 appropriation	Expended and obligated, 1926
<b>Departmental service:</b>			
Salaries—			
Professional and scientific service—			
Grade 5, \$5,200 to \$6,000; average, \$5,600—	Average—	Average—	Average—
Senior veterinarian	No. Salary	No. Salary	No. Salary
Grade 4, \$3,800 to \$5,000; average, \$4,400—			
Veterinarian	1 1/2 \$5,200	1 1/2 \$5,200	1 1/2 \$5,200
Grade 3, \$3,000 to \$3,600; average, \$3,300—			
Associate veterinarian	1 1/2 \$3,300	1 1/2 \$3,300	1 1/2 \$3,300
Subprofessional service—			
Grade 2, \$1,140 to \$1,500; average, \$1,320—			
Underscientific helper	1 1/2 1,440	1 1/2 1,440	1 1/2 1,440
Total average number of employees	1 1/2	1 1/2	1 1/2
Total salaries, departmental service	3,345.00	3,345.00	1,928.34
<b>Field service:</b>			
Salaries and wages—			
Salary range, \$3,800 to \$5,000; average, \$4,400—			
Veterinarian		1 1/2 3,800	1 1/2 3,800
Salary range, \$3,000 to \$3,600; average, \$3,300—			
Associate veterinarian		1 1/2 3,100	1 1/2 3,000
Salary range, \$2,400 to \$3,000; average, \$2,700—			
Assistant veterinarians	3 1/2 2,400	5 1/2 2,400	5 1/2 2,400
Salary range, \$1,560 to \$2,400; average, \$2,111.42—			
Junior veterinarians	1 1/2 2,100	1 1/2 2,100	1 1/2 2,100
Total average number of regular employees	5	6 1/2	6 1/2
Total salaries and wages, regular employees	11,630.00	16,580.00	16,349.22
Temporary employees, at \$3.75 per diem	2	2	2
Total salaries and wages, temporary employees	1,500.00	1,500.00	1,335.00
Total average number of employees	7	8 1/2	8 1/2
Total salaries and wages, field service	13,130.00	18,080.00	17,684.22
<b>01 Total personal services</b>	<b>16,475.00</b>	<b>21,425.00</b>	<b>19,612.56</b>
Supplies and materials:			
0200 Stationery and office supplies	575.00	575.00	5.70
0220 Scientific and educational supplies	225.00	225.00	229.33
0230 Fuel	245.00	245.00	242.19
0250 Forage	500.00	500.00	490.89
0280 Sundry supplies	100.00	100.00	93.59
<b>02 Total supplies and materials</b>	<b>1,645.00</b>	<b>1,645.00</b>	<b>1,061.70</b>
<b>04 Subsistence and care of animals</b>	<b>40.00</b>	<b>40.00</b>	<b>33.90</b>
Communication service:			
0500 Telegraph service	10.00	10.00	8.23
0510 Telephone service	40.00	40.00	31.25
0520 Other communication service			.60
<b>05 Total communication service</b>	<b>50.00</b>	<b>50.00</b>	<b>40.08</b>
Travel expenses:			
0615 Transportation	4,050.00	4,100.00	4,186.00
0616 Subsistence	2,035.00	2,035.00	2,951.23
<b>06 Total travel expenses</b>	<b>6,085.00</b>	<b>6,135.00</b>	<b>7,137.23</b>
07 Transportation of things (service)	100.00	100.00	85.41
12 Repairs and alterations	300.00	300.00	310.65
<b>13 Special and miscellaneous current expenses</b>	<b>25.00</b>	<b>25.00</b>	<b>33.10</b>
Equipment:			
3010 Furniture, furnishings, and fixtures	45.00	45.00	44.07
3020 Educational, scientific, and recreational equipment	25.00	25.00	21.73
3050 Other equipment	10.00	10.00	7.25
<b>30 Total equipment</b>	<b>80.00</b>	<b>80.00</b>	<b>73.05</b>
<b>53 Awards or damages for destruction of infected livestock</b>	<b>200.00</b>	<b>200.00</b>	<b>280.00</b>
<b>Total</b>	<b>25,000.00</b>	<b>30,000.00</b>	<b>28,667.68</b>

*Estimates of appropriations required for the service of the fiscal year ending June 30, 1928—Continued*

General object (title of appropriation), date of acts, references to Statutes at Large, or to Revised Statutes, and estimated amount required for each detailed object				Total amount to be appropriated under each head of appropriation	Amount appropriated for the fiscal year ending June 30, 1927
<b>General Expenses, Bureau of Animal Industry—Continued.</b> For general administrative work, including traveling expenses and salaries of employees engaged in such work, rent outside of the District of Columbia, office fixtures and supplies, express, freight, telegraph, telephone, and other necessary expenses ( <i>acts May 29, 1884, vol. 23, p. 31, secs. 1-11; Aug. 30, 1890, vol. 26, p. 414, secs. 1-10; Mar. 3, 1891, vol. 26, pp. 883, 1089, sec. 1; May 9, 1902, vol. 32, pp. 193-197, sec. 1; Feb. 2, 1903, vol. 32, pp. 791, 792, secs. 1-3; Mar. 3, 1905, vol. 33, p. 1264, secs. 1-6; June 29, 1906, vol. 34, p. 607, sec. 1; Mar. 4, 1913, vol. 37, p. 832, sec. 1; May 11, 1926, vol. 44, p. 505</i> )-----				\$24, 000. 00	
In all, general expenses-----				\$8, 132, 860. 00	\$6, 940, 653. 00
	Estimated expenditures, 1928 appropriation	Estimated expenditures, 1927 appropriation	Expended and obligated, 1926		
<b>Departmental service:</b>					
<b>Salaries—</b>					
Professional and scientific service—	<i>Average—</i>	<i>Average—</i>	<i>Average—</i>		
Grade 2, \$2,400 to \$3,000; average, \$2,700—	No. Salary	No. Salary	No. Salary		
Assistant librarian-----	1 \$2,600	1 \$2,600	1 \$2,500		
<b>Subprofessional service—</b>					
Grade 4, \$1,500 to \$1,860; average, \$1,680—					
Assistant mechanic-----	1 1,740	1 1,740	1 1,740		
<b>Clerical, administrative, and fiscal service—</b>					
Grade 11, \$3,800 to \$5,000; average, \$4,400—					
Administrative officer-----	1 4,200	1 4,200	1 4,000		
Grade 10, \$3,300 to \$3,900; average, \$3,600—					
Junior administrative officer-----	1 3,600	1 3,600			
Grade 9, \$3,000 to \$3,600; average, \$3,300—					
Senior administrative assistant-----	1 3,500	1 3,500	1 3,400		
Grade 7, \$2,400 to \$3,000; average, \$2,700—					
Assistant editor-----			1 2,900		
Grade 3, \$1,500 to \$1,860; average, \$1,680—					
Senior operator-----	1 1,680	1 1,680	1 1,680		
Total average number of employees-----	5 1/2	5 1/2	5 1/2		
01 Total salaries, departmental service-----	15,570.00	15,570.00	15,426.54		
<b>Supplies and materials:</b>					
0200 Stationery and office supplies-----	2,350.00	2,350.00	2,164.10		
0220 Scientific and educational supplies-----	25.00	25.00	11.00		
0280 Sundry supplies-----	500.00	500.00	367.80		
02 Total supplies and materials-----	2,875.00	2,875.00	2,542.90		
<b>Communication service:</b>					
0500 Telegraph service-----	35.00	35.00	33.17		
0510 Telephone service-----	2,745.00	2,745.00	2,774.36		
0520 Other communication service-----	150.00	150.00	127.90		
05 Total communication service-----	2,930.00	2,930.00	2,935.43		
<b>Travel expenses:</b>					
0615 Transportation-----	300.00	300.00	240.71		
0616 Subsistence-----	200.00	200.00	127.33		
06 Total travel expenses-----	500.00	500.00	368.04		
<b>Transportation of things (service):</b>					
07 Photographing and making of photographs and prints-----	25.00	25.00	11.66		
08 Repairs and alterations-----	25.00	25.00	12.48		
12 Special and miscellaneous current expenses-----	1,400.00	1,000.00	1,592.91		
13 Equipment:					
3010 Furniture, furnishings, and fixtures-----	500.00	500.00	410.88		
3050 Other equipment-----	75.00	75.00	64.39		
30 Total equipment-----	575.00	575.00	475.27		
Reserve-----		400.00			
Total-----	24,000.00	24,000.00	23,440.32		
<b>Meat Inspection, Bureau of Animal Industry—</b> For additional expenses in carrying out the provisions of the meat inspection act of June 30, 1906 (Thirty-fourth Statutes at Large, page 674), as amended by the act of March 4, 1907 (Thirty-fourth Statutes at Large, page 1256), and as extended to equine meat by the act of July 24, 1919 (Forty-first Statutes at Large, page 241), including the purchase of tags, labels, stamps, and certificates printed in course of manufacture ( <i>acts June 30, 1906, vol. 34, p. 674; May 11, 1926, vol. 44, p. 507</i> )-----					
				1, 896, 110. 00	1, 896, 110. 00

*Estimates of appropriations required for the service of the fiscal year ending June 30, 1928—Continued*

General object (title of appropriation), date of acts, references to Statutes at Large, or to Revised Statutes, and estimated amount required for each detailed object	Total amount to be appropriated under each head of appropriation		Amount appropriated for the fiscal year ending June 30, 1927
PERMANENT SPECIFIC APPROPRIATION			
<b>Meat Inspection, Bureau of Animal Industry—</b>			
There is permanently appropriated for each year \$3,000,000, for the expenses of the inspection of cattle, sheep, swine, and goats, and the meat and meat-food products thereof which enter into interstate or foreign commerce, and for all expenses necessary to carry into effect the provisions of the act relating to meat inspection. The Secretary of Agriculture is required, in his annual estimates made to Congress, to submit a statement in detail, showing the number of persons employed in such inspections and their salaries and expenses ( <i>act June 30, 1906, vol. 34, pp. 674-679, secs. 1-22</i> )			
	Estimated expenditures, 1928 appropriation	Estimated expenditures, 1927 appropriation	Expended and obligated, 1926
<b>Departmental service:</b>			
<b>Salaries—</b>			
<b>Professional and scientific service—</b>			
Grade 5, \$5,200 to \$6,000; average, \$5,600—	<i>Average—</i>	<i>Average—</i>	<i>Average—</i>
Senior veterinarian.....	No. 1 Salary \$5,200	No. 1 Salary \$5,200	No. 1 Salary \$5,200
Grade 4, \$3,800 to \$5,000; average, \$4,400—			
Veterinarians.....	2 4,100	2 4,100	2 3,900
Bacteriologist.....	1 3,800	1 3,800	1 3,800
Biochemist.....	1 3,800	1 3,800	1 3,800
Chemist.....	1 3,800	1 3,800	1 3,800
Grade 3, \$3,000 to \$3,600; average, \$3,300—			
Associate veterinarians.....	2 3,250	2 3,250	2 3,200
Associate chemist.....	1 3,200	1 3,200	1 3,100
Associate biochemist.....	1 3,200	1 3,200	1 3,100
Associate sanitary engineer.....	1 3,000	1 3,000	1 3,000
Associate zoologist.....	1 3,000	1 3,000	1 3,000
Grade 2, \$2,400 to \$3,000; average, \$2,700—			
Assistant veterinarian.....	1 2,700	1 2,700	1 2,700
Assistant chemist.....	1 2,700	1 2,700	1 2,700
Assistant zoologist.....			1 2,500
Grade 1, \$1,860 to \$2,400; average, \$2,111.42—			
Junior chemist.....	1 1,920	1 1,920	1 1,920
<b>Subprofessional service—</b>			
Grade 6, \$1,860 to \$2,400; average, \$2,111.42—			
Senior scientific aid.....	1 2,100	1 2,100	1 2,000
Grade 5, \$1,680 to \$2,040; average, \$1,860—			
Library assistant.....	1 1,800	1 1,800	1 1,800
Grade 4, \$1,500 to \$1,860; average, \$1,680—			
Assistant mechanic.....	1 1,740	1 1,740	1 1,740
Grade 1, \$900 to \$1,260; average, \$1,080—			
Library aid.....			1 900
Minor scientific helper.....	1 900	1 900	1 900
<b>Clerical, administrative, and fiscal service—</b>			
Grade 9, \$3,000 to \$3,600; average, \$3,300—			
Senior administrative assistant.....	1 3,500	1 3,500	1 3,500
Grade 3, \$1,500 to \$1,860; average, \$1,680—			
Assistant clerks.....	2 1,590	2 1,590	2 1,590
Grade 2, \$1,320 to \$1,680; average, \$1,500—			
Junior clerk.....	2 1,380	2 1,380	2 1,350
<b>Custodial service—</b>			
Grade 6, \$1,500 to \$1,860; average, \$1,680—			
General foreman of laborers.....	1 1,620	1 1,620	1 1,620
Grade 3, \$1,020 to \$1,260; average, \$1,140—			
Senior laborer.....	1 1,020	1 1,020	1 1,020
Total average number of employees.....	25 1/2	25 1/2	24 1/2
Total salaries, departmental service.....	64, 103. 00	64, 103. 00	64, 595. 02
<b>Field service:</b>			
<b>Salaries and wages—</b>			
Salary range, \$3,800 to \$5,000; average, \$4,400—			
Veterinarians.....	10 1/2 3,913	10 1/2 3,913	10 1/2 3,605
Salary range, \$3,000 to \$3,600; average, \$3,300—			
Associate veterinarians.....	42 1/2 3,145	42 1/2 3,145	39 1/2 3,150
Associate laboratory inspectors.....	3 3,033	3 3,033	2 3,000
Associate chemists.....	4 3,200	4 3,200	4 3,200
Associate bacteriologist.....	1 3,000	1 3,000	1 3,000
Associate sanitary engineer.....			1 3,000
Salary range, \$2,400 to \$3,000; average, \$2,700—			
Assistant veterinarians.....	535 2,483	535 2,483	531 1/2 2,430
Assistant chemists.....	5 2,440	5 2,440	5 2,440
Salary range, \$1,860 to \$2,400; average, \$2,111.42—			
Junior veterinarians.....	145 1/2 1,935	143 1/2 1,935	141 1/2 1,960
Junior chemist.....	1 1,860	1 1,860	1 1,860
Salary range, \$2,100 to \$2,700; average, \$2,400—			
Chief scientific assistant.....	1 2,600	1 2,600	1 2,600
Principal scientific assistant.....	1 2,200	1 2,200	1 2,200
Principal scientific aid.....	1 2,400	1 2,400	1 2,400
Principal lay inspectors.....	35 1/2 2,273	35 1/2 2,273	35 1/2 2,284
Salary range, \$1,860 to \$2,400; average, \$2,111.42—			
Senior lay inspectors.....	1,306 1/2 1,867	1,300 1/2 1,867	1,294 1/2 1,873
Salary range, \$1,680 to \$2,040; average, \$1,860—			
Lay inspectors.....	135 1/2 1,688	135 1/2 1,688	130 1/2 1,723
Clerk.....			1 1,920
Salary range, \$1,500 to \$1,860; average, \$1,680—			
Assistant lay inspectors.....	124 1/2 1,508	124 1/2 1,508	118 1/2 1,511
Salary range, \$1,320 to \$1,680; average, \$1,500—			
Junior clerks.....	6 1,440	6 1,440	5 1/2 1,422
Assistant microscopist.....	1 1,440	1 1,440	1 1,440

*Estimates of appropriations required for the service of the fiscal year ending June 30, 1928—Continued*

General object (title of appropriation), date of acts, references to Statutes at Large, or to Revised Statutes, and estimated amount required for each detailed object				Total amount to be appropriated under each head of appropriation	Amount appropriated for the fiscal year ending June 30, 1927
<i>Meat Inspection, Bureau of Animal Industry—Continued.</i>					
	Estimated expenditures, 1928 appropriation	Estimated expenditures, 1927 appropriation	Expended and obligated, 1926		
Field service—Continued.					
Salaries and wages—Continued.					
Salary range, \$900 to \$1,140; average, \$1,020—	Average— No. 1½ Salary \$915	Average— No. 1½ Salary \$915	Average— No. 1½ Salary \$915		
Charwomen.....	1 1	1 1	1 1		
Salary range, below \$240 per annum—					
Cooperative veterinarian.....	1 1	1 1	1 1		
Total average number of employees.....	2,360½	2,352½	2,329½		
Total salaries and wages, field service.....	4,764,112.00	4,751,872.00	4,720,673.57		
Deduct personal services reimbursed by other departments for 1926 and estimated for 1927 and 1928.....	50,000.00	50,000.00	47,200.21		
Net salaries and wages, field service.....	4,714,112.00	4,701,872.00	4,673,473.36		
The difference between 1928 and 1927 is due to increase in force, \$12,240.					
01 Total personal services.....	4,778,215.00	4,765,975.00	4,738,068.38		
Supplies and materials:					
0200 Stationery and office supplies.....	3,000.00	2,500.00	2,417.66		
0220 Scientific and educational supplies.....	3,850.00	3,850.00	3,807.07		
0250 Forage.....	400.00	400.00	398.98		
0280 Sundry supplies.....	35,000.00	33,000.00	31,514.77		
02 Total supplies and materials.....	42,250.00	39,750.00	38,138.48		
04 Subsistence and care of animals.....	750.00	750.00	716.09		
Communication service:					
0500 Telegraph service.....	160.00	160.00	158.59		
0510 Telephone service.....	4,750.00	4,750.00	4,744.74		
0520 Other communication service.....	75.00	75.00	80.74		
05 Total communication service.....	4,985.00	4,985.00	4,984.07		
Travel expenses:					
0615 Transportation.....	20,000.00	20,000.00	18,871.39		
0616 Subsistence.....	15,000.00	15,000.00	14,739.29		
06 Total travel expenses.....	35,000.00	35,000.00	33,610.68		
07 Transportation of things (service).....	10,000.00	10,000.00	9,445.29		
08 Photographing and the making of photographs and prints.....	10.00	10.00	3.62		
10 Furnishing of heat, light, and power.....	200.00	200.00	190.17		
11 Rent of buildings.....	12,500.00	12,500.00	12,391.56		
12 Repairs and alterations.....	3,500.00	3,500.00	3,587.33		
13 Special and miscellaneous current expenses.....	2,000.00	2,000.00	1,993.19		
Equipment:					
3000 Passenger-carrying vehicles.....	1,800.00	1,540.00	1,504.24		
3010 Furniture, furnishings, and fixtures.....	2,500.00	2,500.00	2,558.35		
3020 Educational, scientific, and recreational equipment.....	400.00	400.00	25.53		
3050 Other equipment.....	2,000.00	2,000.00	2,044.92		
30 Total equipment.....	6,700.00	6,440.00	6,583.04		
Reserve.....		15,000.00			
Total.....	4,896,110.00	4,896,110.00	4,849,691.90		
Total, Bureau of Animal Industry, <b>[\$12,477,763]</b> \$12,805,970, of which amount not to exceed <b>[\$610,000]</b> \$604,860 may be expended for <i>departmental</i> personal services in the District of Columbia.....				\$12,805,970.00	\$12,477,763.00

*Estimates of appropriations required for the service of the fiscal year ending June 30, 1928—Continued*

General object (title of appropriation), date of acts, references to Statutes at Large, or to Revised Statutes, and estimated amount required for each detailed object				Total amount to be appropriated under each head of appropriation	Amount appropriated for the fiscal year ending June 30, 1927
<b>BUREAU OF DAIRY INDUSTRY</b>					
<b>Salaries, Bureau of Dairy Industry—</b> For chief of bureau and other personal services in the District of Columbia in accordance with the classification act of 1923, and for personal services in the field ( <i>acts May 29, 1924, vol. 43, p. 248; May 11, 1926, vol. 44, p. 507</i> )				\$74, 250. 00	\$74, 250. 00
	Estimated expenditures, 1928 appropriation	Estimated expenditures, 1927 appropriation	Expended and obligated, 1926		
<b>Departmental service:</b>					
<b>Salaries—</b>					
Professional and scientific service—	<i>Average—</i>	<i>Average—</i>	<i>Average—</i>		
Grade 6, \$6,000 to \$7,500; average, \$6,750—	No. 1	No. 1	No. 1		
Chief scientist.....	1	1	1		
Grade 1, \$1,860 to \$2,400; average, \$2,111.42—					
Junior librarian.....			1	1,920	
Clerical, administrative, and fiscal service—					
Grade 5, \$1,860 to \$2,400; average, \$2,111.42—					
Senior clerks.....	2	2	1½	1,911	
Grade 4, \$1,680 to \$2,040; average, \$1,860—					
Clerks.....	6	6	5½	1,729	
Grade 3, \$1,500 to \$1,680; average, \$1,680—					
Assistant clerks.....	17	17	13½	1,536	
Grade 2, \$1,320 to \$1,680; average, \$1,500—					
Junior clerks.....	9	9	7	1,378	
Grade 1, \$1,140 to \$1,500; average, \$1,320—					
Underclerks.....	3	3	2½	1,269	
Subprofessional service—					
Grade 6, \$1,860 to \$2,400; average, \$2,111.42—					
Senior draftsman.....			1	2,300	
Grade 4, \$1,500 to \$1,680; average, \$1,680—					
Junior library assistant.....			1	1,500	
Grade 3, \$1,320 to \$1,680; average, \$1,500—					
Junior scientific aid.....			1	1,620	
Grade 1, \$900 to \$1,260; average, \$1,080—					
Minor scientific helper.....			1½	970	
Custodial service—					
Grade 3, \$1,020 to \$1,260; average, \$1,140—					
Senior laborer.....	1	1	1	1,120	
Grade 2, \$900 to \$1,140; average, \$1,020—					
Office laborers.....	3	3	1½	903	
Grade 1, \$600 to \$780; average, \$690—					
Junior messengers.....	2	2	1½	643	
Per hour employees, 40 cents per hour (junior laborers).....	5	5	5	367	
Total number of employees.....	49	49	46½		
Total salaries, departmental service.....				67, 125. 00	
<b>Field service:</b>					
<b>Salaries and wages—</b>					
Salary range, \$1,500 to \$1,680; average, \$1,680—					
Assistant clerk.....	1	1	1	1,438	
Salary range, \$1,320 to \$1,680; average, \$1,500—					
Junior mechanic.....	1	1	1	1,440	
Salary range, \$1,140 to \$1,500; average, \$1,320—					
Unskilled laborer.....	1	1	1½	1,200	
Salary range, \$900 to \$1,140; average, \$1,080—					
Unskilled laborers.....			2½	994	
Salary range, \$600 to \$780; average, \$690—					
Unskilled laborer.....			1	720	
Total average number of employees.....	3	3	6½		
Total salaries and wages, field service.....				7, 017. 00	
01 Total personal services.....	74, 250. 00	74, 250. 00			
<b>General Expenses, Bureau of Dairy Industry—</b> For carrying out the provisions of the act approved May 29, 1924, establishing a Bureau of Dairying, for salaries in the city of Washington and elsewhere, and for all other expenses necessary, including repairs and additions to buildings and not to exceed \$7,600 for construction of buildings absolutely necessary to carry on the experiments, for conducting investigations, experiments, and demonstrations in dairy industry, cooperative investigations of the dairy industry in the various States, and inspection of renovated butter factories [\$408,544] ( <i>acts May 29, 1924, vol. 43, p. 243; May 11, 1926, vol. 44, pp. 507-508</i> )				430, 244. 00	408, 544. 00

*Estimates of appropriations required for the service of the fiscal year ending June 30, 1928—Continued*

General object (title of appropriation), date of acts, references to Statutes at Large, or to Revised Statutes, and estimated amount required for each detailed object	Total amount to be appropriated under each head of appropriation		Amount appropriated for the fiscal year ending June 30, 1927
<i>General Expenses, Bureau of Dairy Industry—Continued.</i>			
	Estimated expenditures, 1928 appropriation	Estimated expenditures, 1927 appropriation	Expended and obligated, 1926
Departmental service:			
Salaries—			
Professional and scientific service—			
Grade 5, \$5,200 to \$6,000; average, \$5,600—	Average— No. Salary	Average— No. Salary	Average— No. Salary
Senior bacteriologist.....	1 \$5,600	1 \$5,600	1 \$5,300
Grade 4, \$3,800 to \$5,000; average, \$4,400—			
Assistant to chief.....	1 4,000	1 4,000	1 3,800
Physiologist.....	1 4,600	1 4,600	1 4,600
Specialist in dairy cattle breeding.....	1 4,600	1 4,600	1 4,600
Dairy manufacturing specialists.....	2 3,900	2 3,900	1 4,069
Market milk specialist.....	1 4,400	1 4,400	1 4,200
Biological chemist.....	1 4,400	1 4,400	1 4,200
Physical chemist.....	1 4,000	1 4,000	1 4,000
Chemist.....	1 3,800	1 3,800	1 3,800
Dairy husbandmen.....	5 4,040	5 4,040	3 4,032
Biometrist.....	1 3,800	1 3,800	1 3,800
Grade 3, \$3,000 to \$3,600; average, \$3,300—			
Associate specialists in milk utilization.....	2 3,500	2 3,500	2 3,475
Associate bacteriologist.....	3 3,200	3 3,200	2 3,225
Associate dairy husbandmen.....	5 3,160	4 3,200	6 3,249
Associate dairy engineer.....	1 3,600	1 3,600	1 3,500
Associate technologist.....			1 3,300
Associate dairy manufacturing specialists.....	3 3,033	2 3,050	2 3,121
Associate chemists.....	3 3,133	3 3,133	2 3,182
Associate market milk specialists.....	5 3,100	5 3,100	3 3,117
Grade 2, \$2,400 to \$3,000; average, \$2,700—			
Assistant bacteriologist.....	1 2,700	1 2,700	1 2,640
Assistant dairy manufacturing specialist.....	3 2,533	3 2,533	1 2,655
Assistant market milk specialists.....	7 2,628	6 2,667	4 2,637
Assistant chemist.....	1 2,400	1 2,400	5 2,660
Assistant home economics specialist.....			1 2,400
Grade 1, \$1,860 to \$2,400; average, \$2,111.42—			
Junior librarian.....	1 2,100	1 2,100	
Junior chemist.....	1 1,920	1 1,920	1 1,920
Junior dairy manufacturing specialists.....	3 2,007	3 2,007	3 2,145
Subprofessional service—			
Grade 6, \$1,860 to \$2,400; average, \$2,111.42—			
Senior draftsmen.....	2 2,080	2 2,080	
Senior laboratory mechanic.....	1 1,920	1 1,920	1 1,920
Grade 5, \$1,680 to \$2,040; average, \$1,860—			
Draftsman.....			1 2,040
Laboratory mechanic.....			1 1,860
Grade 4, \$1,500 to \$1,960; average, \$1,680—			
Junior library assistant.....	1 1,680	1 1,680	
Grade 3, \$1,320 to \$1,680; average, \$1,500—			
Junior scientific aid.....	1 1,620	1 1,620	
Grade 1, \$900 to \$1,260; average, \$1,080—			
Minor scientific helper.....			1 990
Clerical, administrative, and fiscal service—			
Grade 9, \$3,000 to \$3,600; average, \$3,300—			
Administrative assistant.....	1 3,400	1 3,400	1 3,250
Grade 2, \$1,320 to \$1,680; average, \$1,500—			
Junior clerk.....			1 1,247
Custodial service—			
Grade 3, \$900 to \$1,260; average, \$1,080—			
Senior laborer.....	1 1,020	1 1,020	
Grade 2, \$780 to \$1,140; average, \$960—			
Office laborer.....	2 960	2 960	1 900
Junior laborers.....			
Total number of employees.....	64	61	56
Total salaries, departmental service.....	194,061	185,661	172,638
The difference between 1928 and 1927 is due to increase in force, \$8,400.			
Field service:			
Salaries and wages—			
Salary range, \$3,800 to \$5,000; average, \$4,400—			
Dairy husbandmen.....	2 4,100	2 4,100	2 4,000
Veterinarian and physiologist.....	1 3,800	1 3,800	1 3,800
Salary range, \$3,000 to \$3,600; average, \$3,300—			
Associate dairy husbandman.....		1 3,600	1 3,600
Associate dairy manufacturing specialist.....	1 3,000	1 3,000	1 3,000
Associate bacteriologist.....	1 3,000	1 3,000	1 3,000
Salary range, \$2,400 to \$3,000; average, \$2,700—			
Assistant dairy manufacturing specialists.....	3 2,836	3 2,836	3 2,698
Assistant market milk specialists.....	2 2,850	2 2,850	2 2,846
Assistant dairy husbandmen.....	2 2,700	2 3,000	1 3,000
Agents in dairying.....	2 2,800	2 2,800	2 2,800
Cheesemaker.....	1 2,800	1 2,800	1 2,750
Assistant chemist.....	1 2,400	1 2,400	1 2,546
Salary range, \$1,860 to \$2,400; average, \$2,111.42—			
Junior bacteriologist.....	1 2,100	1 2,100	1 2,100
Assistant machinist.....	1 1,920	1 1,920	1 1,920
Agent in dairying.....	1 2,000	1 2,000	1 2,700
Salary range, \$1,500 to \$1,960; average, \$1,680—			
Agent in dairying.....	1 1,560	1 1,560	1 1,560
Assistant clerks.....	3 1,620	3 1,620	2 1,614
Carpenter.....	1 1,800	1 1,800	1 1,804
Salary range, \$1,320 to \$1,680; average, \$1,500—			
Junior clerk.....	1 1,320	1 1,320	1 1,320
Unskilled laborer.....			1 1,320
Salary range \$1,140 to \$1,500; average, \$1,320—			
Underclerk.....	1 1,140	1 1,140	1 1,140

## Estimates of appropriations required for the service of the fiscal year ending June 30, 1928—Continued

General object (title of appropriation), date of acts, references to Statutes at Large, or to Revised Statutes, and estimated amount required for each detailed object				Total amount to be appropriated under each head of appropriation	Amount appropriated for the fiscal year ending June 30, 1927
<i>General Expenses, Bureau of Dairy Industry—Continued.</i>					
	Estimated expenditures, 1928 appropriation	Estimated expenditures, 1927 appropriation	Expended and obligated, 1926		
Field service—Continued.					
Salaries and wages—Continued.					
Salary range, \$1,020 to \$1,260; average, \$1,140—	Average— No. Salary	Average— No. Salary	Average— No. Salary		
Unskilled laborers.....	5 \$1,176	5 \$1,176	5 1,174		
Salary range, \$900 to \$1,140; average, \$1,080—					
Unskilled laborers.....	2 1,020	2 1,020			
Salary range, \$780 to \$1,020; average, \$900—					
Agents in nutrition.....	3 800	3 800	3 800		
Unskilled laborer.....	1 960	1 960	1 960		
Salary range, \$600 to \$780; average, \$690—					
Unskilled laborer.....	1 720	1 720			
Salary range, \$240 to \$420; average, \$330—					
Charwomen.....	1 360	1 360	1 360		
Agents in dairying.....	3 400	3 400			
Salary range, below \$240—					
Agents in dairying.....	4 120	4 120	4 120		
Per diem employees—					
Carpenter.....	1 1,487	1 1,487	1 1,278		
Unskilled laborers.....	23 1,379	23 1,379	24 1,322		
Total average number of regular employees.....	70 1/2	70 1/2	63 1/2		
Total salaries and wages, regular employees.....	114,243	113,643	103,083		
Deduct allowances for subsistence, lodging, etc.....	583	583	534		
Cash payment, salaries and wages.....	113,660	113,060	102,549		
Temporary employees, at \$765 to \$2,142 per year.....			4 1/2		
Total salaries and wages, temporary employees.....			3,964		
Total number of employees.....	70 1/2	70 1/2	65 1/2		
Total salaries and wages, field service.....	113,560	113,060	106,513		
The difference between 1928 and 1927 is due to increase in force, \$600.					
01 Total personal services.....	307,721	298,721	279,151		
Supplies and materials:					
0200 Stationery and office supplies.....	2,000.00	2,000.00	1,620.99		
0210 Medical and hospital supplies.....	150.00	150.00	103.82		
0220 Scientific and educational supplies.....	5,500.00	5,000.00	5,008.50		
0230 Fuel.....	1,500.00	1,500.00	1,567.42		
0240 Wearing apparel and sewing supplies.....	100.00	100.00	243.85		
0250 Forage and other supplies for animals.....	23,500.00	21,000.00	21,655.10		
0260 Sundry supplies.....	2,000.00	1,800.00	1,889.67		
0290 Materials.....	325.00	325.00	334.20		
02 Total supplies and materials.....	35,075.00	31,875.00	32,423.55		
Communication service:					
0500 Telegraph service.....	125.00	125.00	133.51		
0510 Telephone service.....	825.00	825.00	833.81		
05 Total communication service.....	950.00	950.00	967.32		
Travel expenses:					
0615 Transportation.....	21,500.00	19,500.00	19,452.63		
0616 Subsistence.....	15,500.00	13,500.00	11,815.22		
06 Total travel expenses.....	37,000.00	33,000.00	31,267.85		
07 Transportation of things (service).....	1,500.00	1,500.00	1,471.98		
Printing and binding, photographing, etc.:					
0820 Multigraphing and mimeographing.....	700.00	700.00	679.20		
0830 Photographing and photographic prints.....	375.00	375.00	695.31		
08 Total printing and binding, photographing, etc.....	1,075.00	1,075.00	1,374.51		
10 Furnishing of heat, light, and power.....	2,500.00	2,500.00	2,548.43		
Rents:					
1100 Rent of buildings and structures.....	2,673.00	2,673.00	2,702.50		
1110 Other rents.....	2,350.00	2,350.00	2,168.04		
11 Total rents.....	5,023.00	5,023.00	4,870.54		
12 Repairs and alterations.....	12,500.00	10,000.00	17,731.61		
13 Special and miscellaneous current expenses.....	3,500.00	3,500.00	4,827.56		
Equipment:					
3010 Furniture, furnishings, and fixtures.....	3,000.00	3,000.00	3,159.65		
3020 Educational, scientific, and recreational equipment.....	7,300.00	5,000.00	7,398.85		
3040 Livestock.....			262.50		
3050 Other equipment.....	5,500.00	4,200.00	5,695.85		
30 Total equipment.....	15,800.00	12,200.00	16,516.85		
32 Structures.....	7,600.00		10,105.30		
Reserve.....		8,200.00			
Total.....	430,244.00	408,544.00	403,256.50		

<sup>1</sup> One 3-inch cast iron water main, approximately 2,200 feet, at 50 cents per foot.

Temporary buildings: One 34 by 50 by 20 feet; one 30 by 80 by 20 feet; one 34 by 78 by 20 feet; one 12 by 16 by 10 feet; one 20 by 60 by 12 feet—151,360 cubic feet, at \$0.069 per cubic foot.

<sup>2</sup> Manure sheds: 1 story concrete and frame, 36 by 68 by 30 feet, 95,000 cubic feet, at \$0.08 per cubic foot.



## Estimates of appropriations required for the service of the fiscal year ending June 30, 1928—Continued

General object (title of appropriation), date of acts, references to Statutes at Large, or to Revised Statutes, and estimated amount required for each detailed object				Total amount to be appropriated under each head of appropriation	Amount appropriated for the fiscal year ending June 30, 1927
<b>Field Station, Woodward, Oklahoma—</b> For the maintenance, repairs, and construction of buildings, in connection with the Woodward, Oklahoma, field station of a livestock department, through which experiments and demonstrations in livestock breeding, growing, and feeding, including both beef and dairy animals, may be made ( <i>acts May 31, 1920, vol. 41, p. 730, sec. 1; May 11, 1926, vol. 44, p. 508</i> )				\$12,300.00	\$12,300.00
	Estimated expenditures, 1928 appropriation	Estimated expenditures, 1927 appropriation	Expended and obligated, 1926		
Field service:					
Salaries and wages—	Average—	Average—	Average—		
Salary range, \$2,400 to \$3,000; average, \$2,700—	No. Salary	No. Salary	No. Salary		
Senior dairy herdsman.....	1 \$2,800	1 \$2,800	1 \$2,733		
Salary range, \$1,140 to \$1,500; average, \$1,320—					
Unskilled laborers.....	3 1,160	3 1,160	3 1,167		
Per diem employee (unskilled laborer).....	1 1,000	1 1,220	1 1,092		
Total average number of regular employees.....	5	5	4½		
Total salaries and wages, regular employees.....	7,280.00	7,500.00	6,598.00		
Deduct allowance for subsistence, lodging, etc.....	200.00	200.00	183.00		
01 Cash payment salaries and wages.....	7,080.00	7,300.00	6,415.00		
The difference between 1928 and 1927 is due to decrease in force, \$220.					
Supplies and materials:					
0200 Stationery and office supplies.....	30.00	30.00	25.10		
0210 Medical and hospital supplies.....	20.00	20.00	16.15		
0220 Scientific and educational supplies.....	30.00	30.00	28.01		
0230 Fuel.....	50.00	50.00	48.72		
0250 Forage and other supplies for animals.....	1,600.00	1,750.00	1,611.00		
0280 Sundry supplies.....	225.00	240.00	238.19		
02 Total supplies and materials.....	1,955.00	2,120.00	1,967.17		
Communication service:					
0500 Telegraph service.....	10.00	10.00	7.85		
0510 Telephone service.....	15.00	15.00	10.50		
05 Total communication service.....	25.00	25.00	18.35		
Travel expenses:					
0615 Transportation.....	100.00	100.00	84.88		
0616 Subsistence.....	40.00	40.00	25.40		
06 Total travel expenses.....	140.00	140.00	110.28		
07 Transportation of things (service).....	30.00	30.00	28.50		
08 Photographing and photographic prints.....			1.75		
10 Furnishing of heat, light, and power.....	110.00	110.00	107.70		
12 Repairs and alterations.....	310.00	400.00	304.10		
13 Special and miscellaneous current expenses.....	250.00	275.00	267.05		
30 Equipment.....	300.00	1,000.00	314.00		
32 Structures.....	1 2,100.00	1 900.00	1 2,752.50		
Total.....	12,300.00	12,300.00	12,286.40		
1 One 4-inch water main, 900 feet, at \$1 per foot; 1 bull barn, 20 by 60 by 10 feet—12,000 cubic feet, at \$0.10 per cubic foot. 2 One cement-covered runway, 5 by 180 by 4 feet—180 linear feet, at \$5 per foot. 3 One barn, 34 by 60 by 18 feet—36,720 cubic feet, at \$0.075 per cubic foot.					
Total, Bureau of Dairy Industry, [\$495,094] \$516,794, of which amount not to exceed [\$256,000] \$264,000 may be expended for personal services in the District of Columbia.....				516,794.00	495,094.00

## BUREAU OF PLANT INDUSTRY

## Salaries, Bureau of Plant Industry—

For chief of bureau and other personal services in the District of Columbia in accordance with the Classification Act of 1923, and for personal services in the field, [\$575,000] (*act May 11, 1926, vol. 44, p. 508*)

	Estimated expenditures, 1928 appropriation	Estimated expenditures, 1927 appropriation	Expended and obligated, 1926
Salaries:			
Professional and scientific service—	Average—	Average—	Average—
Grade 6, \$6,000 to \$7,500; average, \$6,750—	No. Salary	No. Salary	No. Salary
Chief of bureau.....	1 \$7,000	1 \$7,000	1 \$6,500
Grade 3, \$3,000 to \$3,600; average, \$3,300—			
Associate scientist.....			1 3,100
Grade 2, \$2,400 to \$3,000; average, \$2,700—			
Assistant scientists.....	3 2,433	2½ 2,435	2 2,450
Grade 1, \$1,860 to \$2,400; average, \$2,111.42—			
Junior scientists.....	3 1,880	3 1,880	2½ 1,888

558,000.00

563,900.00

*Estimates of appropriations required for the service of the fiscal year ending June 30, 1928—Continued*

General object (title of appropriation), date of acts, references to Statutes at Large, or to Revised Statutes, and estimated amount required for each detailed object							Total amount to be appropriated under each head of appropriation	Amount appropriated for the fiscal year ending June 30, 1927
<b>Salaries, Bureau of Plant Industry—Continued.</b>								
		Estimated expenditures, 1928 appropriation		Estimated expenditures, 1927 appropriation		Expended and obligated, 1926		
<b>Salaries—Continued.</b>								
Subprofessional service—		<i>Average—</i>		<i>Average—</i>		<i>Average—</i>		
Grade 8, \$2,400 to \$3,000; average, \$2,700—		No.	Salary	No.	Salary	No.	Salary	
Chief scientific aid		1	\$2,700	1	\$2,700	1	\$2,500	
Grade 6, \$1,860 to \$2,400; average, \$2,111.42—								
Senior foreman gardener		1	2,100	1	2,100	1	2,100	
Senior scientific aids		2	1,980	2	1,980	1	1,860	
Grade 5, \$1,680 to \$2,040; average, \$1,860—								
Scientific illustrators		2	1,770	2	1,770	1½	1,684	
Library assistant		1	1,860	1	1,860	1	1,770	
Scientific aid		1	1,800	1	1,800	¾	1,740	
Foreman gardener		1	1,740	1	1,740	1	1,740	
Draftsman		1	1,680	1	1,680	1	1,680	
Grade 4, \$1,500 to \$1,860; average, \$1,680—								
Assistant scientific aids		3	1,560	3	1,560	3	1,560	
Junior library assistant		1	1,500	1	1,500	1	1,500	
Assistant scientific illustrator		1	1,500	1	1,500	1	1,500	
Head gardeners		9	1,553	9	1,553	10½	1,562	
Grade 3, \$1,320 to \$1,680; average, \$1,500—								
Underlibrary assistants		2	1,410	2	1,410	1	1,440	
Gardeners		8	1,403	8	1,403	7½	1,394	
Junior scientific aids		3	1,340	3	1,340	3½	1,335	
Grade 2, \$1,140 to \$1,500; average, \$1,320—								
Assistant gardeners		21	1,177	21	1,177	21½	1,163	
Underscientific helpers		3	1,200	3	1,200	4½	1,185	
Grade 1, \$900 to \$1,260; average, \$1,080—								
Minor scientific helpers		13	965	13	965	14½	1,020	
Clerical, administrative, and fiscal service—								
Grade 9, \$3,000 to \$3,600; average, \$3,300—								
Senior administrative assistants		2	3,250	2	3,250	2	3,150	
Grade 8, \$2,700 to \$3,300; average, \$3,000—								
Associate editor		1	3,100	1	3,100	¾	3,050	
Administrative assistant		1	2,800	1	2,800	1	2,700	
Grade 7, \$2,400 to \$3,000; average, \$2,700—								
Junior administrative assistants		3	2,667	3	2,667	2	2,608	
Grade 6, \$2,100 to \$2,700; average, \$2,400—								
Principal clerks		10	2,370	10	2,370	10	2,340	
Grade 5, \$1,860 to \$2,400; average, \$2,111.42—								
Senior clerks		15	2,100	15½	2,102	16½	2,088	
Senior photographer		1	1,860	1	1,860	1	1,860	
Grade 4, \$1,680 to \$2,040; average, \$1,860—								
Clerks		49	1,802	49	1,802	47½	1,782	
Grade 3, \$1,500 to \$1,860; average, \$1,680—								
Assistant clerks		71	1,585	71	1,585	68½	1,564	
Grade 2, \$1,320 to \$1,680; average, \$1,500—								
Junior clerks		26	1,430	26	1,430	28½	1,416	
Grade 1, \$1,140 to \$1,500; average, \$1,320—								
Underclerks		12	1,215	12	1,215	9	1,219	
Custodial service—								
Grade 6, \$1,860 to \$2,400; average, \$2,111.42—								
Mechanic		1	1,860	1	1,860	¾	1,800	
Grade 5, \$1,320 to \$1,680; average, \$1,500—								
Junior mechanics		2	1,410	2	1,410	1½	1,431	
Grade 3, \$1,020 to \$1,260; average, \$1,140—								
Senior laborers		13	1,089	13	1,089	13½	1,072	
Messengers		5	1,140	5	1,140	6½	1,072	
Grade 2, \$900 to \$1,140; average, \$1,020—								
Junior laborers		10	930	10	930	8½	939	
Assistant messengers		5	924	5	924	5½	914	
Office laborers		20	366	20	366	20½	366	
Grade 1, \$600 to \$780; average, \$690—								
Junior messengers		9	613	9	613	12½	644	
Total average number of employees		337		337		339½		
Total salaries, departmental service			501,260.00		501,244.00		492,371.64	
The difference between 1928 and 1927 is due to—								
Full-time service in 1928			\$400					
Decrease in force			384					
Net increase			16					
<b>Field service:</b>								
Salary range, \$2,100 to \$2,700; average, \$2,400—								
Principal scientific aid		1	2,100	1	2,100	1	2,100	
Salary range, \$1,860 to \$2,400; average, \$2,111.42—								
Superintendent						¾	2,100	
Senior mechanic		1	2,100	1	2,100	1	2,100	
Senior foreman gardener		1	2,200	1	2,200	1	2,100	
Senior clerks		2	2,150	2	2,150	1½	2,083	
Salary range, \$1,680 to \$2,040; average, \$1,860—								
Scientific aid						¾	1,860	
Mechanics		4	1,785	4	1,785	4	1,734	
Clerk		1	1,680	1	1,680	1½	1,641	
Salary range, \$1,500 to \$1,860; average, \$1,680—								
Assistant scientific aid		1	1,740	1	1,740	1	1,560	
Assistant mechanic		1	1,680	1	1,680	1	1,680	
Head gardeners		2	1,710	2	1,710	1½	1,854	
Assistant clerks		4	1,530	4	1,530	6½	1,535	
Salary range, \$1,320 to \$1,680; average, \$1,500—								
Junior scientific aids		2	1,440	2	1,440	¾	1,465	
Gardeners		6	1,360	6	1,360	7½	1,340	
Painter		1	1,500	1	1,500	1	1,500	
Junior clerks		2	1,440	2	1,440	1½	1,368	
Junior mechanic		1	1,380	1	1,380	1	1,380	

*Estimates of appropriations required for the service of the fiscal year ending June 30, 1928—Continued*

General object (title of appropriation), date of acts, references to Statutes at Large, or to Revised Statutes, and estimated amount required for each detailed object	Total amount to be appropriated under each head of appropriation	Amount appropriated for the fiscal year ending June 30, 1927
--	--	--

*Salaries, Bureau of Plant Industry—Continued.*

	Estimated expenditures, 1928 appropriation	Estimated expenditures, 1927 appropriation	Expended and obligated, 1926
Field service—Continued.			
Salary range, \$1,140 to \$1,500; average, \$1,320—	<i>Average—</i>	<i>Average—</i>	<i>Average—</i>
Underscientific helper	No. Salary	No. Salary	No. Salary
Assistant gardener	1 \$1,275	1 \$1,275	1 \$1,440
Chauffeur	1 1,380	1 1,380	1 1,380
Total average number of regular employees	30	30	34
Total salaries and wages, regular employees	\$49,880.00	\$49,880.00	53,927.93
Temporary employees at \$480 to \$1,565 per year	26	26	23
Total salaries and wages, temporary employees	13,840.00	13,856.00	17,574.28
Total number of employees	56	56	57
Total salaries and wages, field service	63,720.00	63,736.00	71,502.21
Deduct allowances for quarters	1,080.00	1,080.00	1,080.00
Net salaries and wages, field service	62,640.00	62,656.00	70,422.21
Difference between 1928 and 1927 is due to decrease in time of temporary employees, \$16.			
Total personal services	563,900.00	563,900.00	562,793.85
Less salary lapses	5,900.00		
01 Net personal services	558,000.00	563,900.00	562,793.85

*General Expenses, Bureau of Plant Industry—*

For all necessary expenses in the investigation of fruits, fruit trees, grain, cotton, tobacco, vegetables, grasses, forage, drug, medicinal, poisonous, fiber, and other plants and plant industries in cooperation with other branches of the department, the State experiment stations, and practical farmers, and for the erection of necessary farm buildings: *Provided*, That the cost of any building erected shall not exceed \$1,500; for field and station expenses, including fences, drains, and other farm improvements; for repairs in the District of Columbia and elsewhere; for rent outside of the District of Columbia; and for the employment of all investigators, local and special agents, agricultural explorers, experts, clerks, illustrators, assistants, and all labor and other necessary expenses in the city of Washington and elsewhere required for the investigations, experiments, and demonstrations herein authorized as follows (*acts Apr. 18, 1900, vol. 31, pp. 135, 136, secs. 1-5; Aug. 24, 1912, vol. 37, pp. 606, 607, secs. 1-4; May 11, 1926, vol. 44, p. 508*):

For investigations of plant diseases and pathological collections, including the maintenance of a plant-disease survey [**\$90,000**] (*same acts*).

\$89,000.00

	Estimated expenditures, 1928 appropriation	Estimated expenditures, 1927 appropriation	Expended and obligated, 1926
Departmental service:			
Salaries—			
Professional and scientific service—	<i>Average—</i>	<i>Average—</i>	<i>Average—</i>
Grade 5, \$5,200 to \$6,000; average, \$5,600—	No. Salary	No. Salary	No. Salary
Senior scientists	1 \$5,467	1 \$5,467	1 \$5,467
Grade 4, \$3,800 to \$5,000; average, \$4,400—	1 4,000	1 3,895	1 4,000
Scientist	2 3,150	2 3,150	2 3,150
Grade 3, \$3,000 to \$3,600; average, \$3,300—	7 2,816	7 2,816	6 2,762
Associate scientists	5 2,160	5 2,160	4 2,124
Grade 2, \$2,400 to \$3,000; average, \$2,700—			
Assistant scientists			
Grade 1, \$1,860 to \$2,400; average, \$2,111.42—			
Junior scientists			
Subprofessional service—			
Grade 8, \$2,400 to \$3,000; average, \$2,700—			
Chief scientific illustrator	1 2,400	1 2,400	1 2,400
Grade 6, \$1,860 to \$2,400; average, \$2,111.42—			
Senior scientific aid	1 2,200	1 2,200	1 2,200
Grade 4, \$1,500 to \$1,860; average, \$1,680—			
Junior library assistant	1 1,500	1 1,500	
Grade 2, \$1,140 to \$1,500; average, \$1,320—			
Under scientific helper	1 1,500	1 1,500	1 1,500
Clerical, administrative, and fiscal service—			
Grade 5, \$1,860 to \$2,400; average, \$2,111.42—			
Senior clerk	1 2,200	1 2,200	1 2,200
Grade 4, \$1,680 to \$2,040; average, \$1,860—			
Clerk	1 1,800	1 1,800	1 1,800
Grade 3, \$1,500 to \$1,860; average, \$1,680—			
Assistant clerk	1 1,620	1 1,620	1 1,592
Translator (part time)	1 480	1 480	
Total average number of employees	22	22	20
Total salaries, departmental service	69,456.00	60,042.00	56,505.98
The difference between 1928 and 1927 is due to decrease in force, \$586.			

*Estimates of appropriations required for the service of the fiscal year ending June 30, 1928—Continued*

General object (title of appropriation), date of acts, references to Statutes at Large, or to Revised Statutes, and estimated amount required for each detailed object				Total amount to be appropriated under each head of appropriation	Amount appropriated for the fiscal year ending June 30, 1927
<b>General Expenses, Bureau of Plant Industry—Continued.</b>					
	Estimated expenditures, 1928 appropriation	Estimated expenditures, 1927 appropriation	Expended and obligated, 1926		
Field service:					
Salaries and wages—	<i>Average—</i>	<i>Average—</i>	<i>Average—</i>		
Salary range, \$3,800 to \$5,000; average, \$4,400—	No. Salary	No. Salary	No. Salary		
Pathologist.....	1 \$2,400	1 \$2,400	1 \$2,400		
Associate pathologist.....	3 1,433	3 1,433	3 1,433		
Salary range, \$2,400 to \$3,000; average, \$2,700—					
Assistant pathologist.....	1 2,400	1 2,400	1 2,400		
Per diem and other unclassified employees (agents).....	3 1,433	3 1,433	3 1,433		
Total average number of regular employees.....	4	4	4		
Total salaries and wages, regular employees.....	6,700.00	6,700.00	6,700.00		
Temporary employees at \$300 to \$1,680 per year.....	5	5	7		
Total salaries and wages, temporary employees.....	1,348.00	1,348.00	789.77		
Total number of employees.....	9	9	7		
Total salaries and wages, field service.....	8,048.00	8,048.00	1,656.41		
01 Total personal services.....	87,504.00	88,090.00	58,162.39		
Supplies and materials:					
0200 Stationery and office supplies.....	1,700.00	1,600.00	1,632.79		
0220 Scientific and educational supplies.....	2,150.00	2,120.00	2,833.12		
0280 Sundry supplies.....	652.00	552.00	184.51		
0290 Materials.....	200.00	200.00	129.28		
02 Total supplies and materials.....	4,702.00	4,472.00	4,779.70		
Communication service:					
0500 Telegraph service.....	125.50	125.50	20.19		
0510 Telephone service.....	129.75	129.75	97.83		
0520 Other communication service.....	9.75	9.75	12.00		
05 Total communication service.....	265.00	265.00	130.02		
Travel expenses:					
0615 Transportation.....	6,269.00	6,700.00	2,613.24		
0616 Subsistence.....	4,000.00	4,100.00	1,673.48		
06 Total travel expenses.....	10,269.00	10,800.00	4,286.72		
07 Transportation of things.....	90.00	90.00	53.75		
Printing, engraving, and lithographing:					
0820 Stenographic work, typewriting, multigraphing, and mimeographing.....	25.00	25.00			
0830 Photographing, and making photos and prints.....	35.00	35.00	31.88		
08 Total printing, engraving, and lithographing.....	60.00	60.00	31.88		
11 Rent of buildings.....		15.00	47.00		
12 Repairs and alterations.....	1,529.00	1,112.00	1,680.71		
13 Special and miscellaneous current expenses.....	1,826.00	1,826.00	1,875.21		
Equipment:					
3010 Furniture, furnishings, and fixtures.....	1,552.50	615.00	2,355.76		
3020 Educational, scientific, and recreational equipment.....	1,177.50	840.00	1,773.08		
3050 Other equipment.....	25.00	15.00	85.77		
30 Total equipment.....	2,755.00	1,470.00	4,214.56		
Reserve.....		1,800.00			
Total.....	89,000.00	90,000.00	75,261.94		
For the investigation of diseases of orchard and other fruits, including the diseases of the pecan ( <i>acts Apr. 18, 1900, vol. 31, pp. 135, 136, secs. 1-5; Aug. 24, 1912, vol. 37, pp. 506, 507, secs. 1-4; May 11, 1926, vol. 44, p. 508</i> ).....				\$135,325.00	

	Estimated expenditures, 1928 appropriation	Estimated expenditures, 1927 appropriation	Expended and obligated, 1926
Departmental service:			
Salaries—	<i>Average—</i>	<i>Average—</i>	<i>Average—</i>
Professional and scientific service—	No. Salary	No. Salary	No. Salary
Grade 5, \$5,200 to \$6,000; average, \$5,600—	2 5,280	2 5,280	2 5,280
Senior scientists.....	4 4,300	4 4,300	4 4,200
Grade 4, \$3,800 to \$5,000; average, \$4,400—	2 3,360	2 3,360	2 3,242
Scientists.....	2 2,744	2 2,744	2 2,706
Grade 3, \$3,000 to \$3,600; average, \$3,300—	4 2,045	4 2,045	3 2,072
Associate scientists.....			
Grade 2, \$2,400 to \$3,000; average, \$2,700—			
Assistant scientists.....			
Grade 1, \$1,860 to \$2,400; average, \$2,111.42—			
Junior scientists.....			

*Estimates of appropriations required for the service of the fiscal year ending June 30, 1928—Continued*

General object (title of appropriation), date of acts, references to Statutes at Large, or to Revised Statutes, and estimated amount required for each detailed object

Total amount to be appropriated under each head of appropriation

Amount appropriated for the fiscal year ending June 30, 1927

*General Expenses, Bureau of Plant Industry—Continued.*

	Estimated expenditures, 1928 appropriation	Estimated expenditures, 1927 appropriation	Expended and obligated, 1926
<b>Departmental service—Continued.</b>			
<b>Salaries—Continued.</b>			
<b>Subprofessional service—</b>			
Grade 4, \$1,500 to \$1,860; average, \$1,680—	<i>Average—</i>	<i>Average—</i>	<i>Average—</i>
Assistant scientific aid	No. 1 Salary \$1,680	No. 1 Salary \$1,680	No. 1 Salary \$1,620
Grade 2, \$1,140 to \$1,500; average, \$1,320—	1 1,260	1 1,260	1 1,260
Underscientific helper			
Clerical, administrative, and fiscal service—			
Grade 3, \$1,500 to \$1,860; average, \$1,680—	2½ 1,500	2½ 1,500	1½ 1,500
Assistant clerks			1½ 1,482
Grade 2, \$1,320 to \$1,680; average, \$1,500—			1½ 1,140
Junior clerk			
Grade 1, \$1,140 to \$1,500; average, \$1,320—			
Underclerk			
Total average number of employees	19½	19½	18½
Total salaries, departmental service	58,908.00	58,908.00	56,041.72
<b>Field service:</b>			
<b>Salaries and wages—</b>			
Salary range, \$3,800 to \$5,000; average, \$4,400—			
Pathologists	3 3,933	3 3,933	2½ 3,901
Salary range, \$3,000 to \$3,600; average, \$3,300—	3 3,133	3 3,133	2 3,150
Associate pathologists			
Salary range, \$2,400 to \$3,000; average, \$2,700—	4 2,550	4 2,550	2½ 2,606
Assistant pathologists	1 2,400	1 2,400	
Assistant physiologist			
Salary range, \$1,860 to \$2,400; average, \$2,111.42—	2 2,250	2 2,250	3½ 1,992
Junior pathologists	1 2,200	1 2,200	1 2,150
Senior scientific aid			
Per diem and other unclassified employees—			
Unskilled laborer	1 1,020	1 1,020	1 960
Clerks	2 540	2 540	1½ 537
Total average number of regular employees	17	17	14½
Total salaries and wages, regular employees	42,600.00	42,600.00	34,842.68
Temporary employees, at \$600 to \$2,700 per year	17	14	11
Total salaries and wages, temporary employees	7,897.00	5,842.00	4,876.86
Total number of employees	34	31	25½
Total salaries and wages, field service	50,497.00	48,442.00	39,719.54
The difference between 1928 and 1927 is due to increase in temporary force, \$2,055.			
01 Total personal services	109,405.00	107,350.00	95,761.26
<b>Supplies and materials:</b>			
0200 Stationery and office supplies	925.00	925.00	935.60
0220 Scientific and educational supplies	3,000.00	3,000.00	4,367.90
0230 Fuel	180.00	180.00	196.76
0280 Sundry supplies	1,100.00	1,100.00	1,101.37
0290 Materials	120.00	120.00	119.49
02 Total supplies and materials	5,325.00	5,325.00	6,721.12
04 Subsistence and care of animals	50.00	50.00	44.75
<b>Communication service:</b>			
0500 Telegraph service	75.00	75.00	75.46
0510 Telephone service	350.00	350.00	352.38
0520 Other communication service	20.00	20.00	23.63
05 Total communication service	445.00	445.00	451.47
<b>Travel expenses:</b>			
0615 Transportation	8,660.00	8,660.00	8,666.01
0616 Subsistence	4,930.00	4,930.00	4,932.36
06 Total travel expenses	13,590.00	13,590.00	13,598.37
07 Transportation of things	1,310.00	1,310.00	1,003.15
08 Photographing, and making photos and prints	100.00	100.00	100.13
10 Furnishing light, power, water, and electricity	390.00	390.00	391.45
<b>Rents:</b>			
1100 Rent of buildings and structures	876.00	876.00	681.00
1110 Other rents	90.00	90.00	91.20
11 Total rents	966.00	966.00	772.20
12 Repairs and alterations	645.00	500.00	1,381.05
13 Special and miscellaneous current expenses	1,499.00	1,499.00	2,207.92
<b>Equipment:</b>			
3010 Furniture, furnishings, and fixtures	400.00	400.00	1,497.91
3020 Educational, scientific, and recreational equipment	200.00	200.00	709.97
3050 Other equipment	1,000.00	500.00	3,482.20
30 Total equipment	1,600.00	1,100.00	5,690.08
32 Structures and parts			14.25
Reserve		2,700.00	
Total	135,325.00	135,325.00	128,146.20

## Estimates of appropriations required for the service of the fiscal year ending June 30, 1928—Continued

General object (title of appropriation), date of acts, references to Statutes at Large, or to Revised Statutes, and estimated amount required for each detailed object	Total amount to be appropriated under each head of appropriation	Amount appropriated for the fiscal year ending June 30, 1927
<b>General Expenses, Bureau of Plant Industry—Continued.</b>		
For conducting such investigations of the nature and means of communication of the disease of citrus trees known as citrus canker, and for applying such methods of eradication or control of the disease as in the judgment of the Secretary of Agriculture may be necessary, including the payment of such expenses and the employment of such persons and means, in the city of Washington and elsewhere, and cooperation with such authorities of the States concerned, organizations of growers, or individuals, as he may deem necessary to accomplish such purposes, <b>[\$48,630] \$45,000</b> , and, in the discretion of the Secretary of Agriculture, no expenditures shall be made for these purposes until a sum or sums at least equal to such expenditures shall have been appropriated, subscribed, or contributed by State, county, or local authorities, or by individuals or organizations for the accomplishment of such purposes: <i>Provided</i> , That no part of the money herein appropriated shall be used to pay the cost or value of trees or other property injured or destroyed ( <i>acts Apr. 18, 1900, vol. 31, pp. 135, 136, secs. 1-5; Aug. 24, 1912 vol. 37, pp. 606, 507, secs. 1-4; May 11, 1926, vol. 44, p. 508</i> )-----	\$45,000.00	

## Estimates of appropriations required for the service of the fiscal year ending June 30, 1928—Continued

General object (title of appropriation), date of acts, references to Statutes at Large, or to Revised Statutes, and estimated amount required for each detailed object	Total amount to be appropriated under each head of appropriation		Amount appropriated for the fiscal year ending June 30, 1927
<b>General Expenses, Bureau of Plant Industry—Continued.</b>			
For the investigation of diseases of forest and ornamental trees and shrubs, including a study of the nature and habits of the parasitic fungi causing the chestnut-tree bark disease, the white-pine blister rust, and other epidemic tree diseases, for the purpose of discovering new methods of control and applying methods of eradication or control already discovered, <del>[\$108,095]</del> \$120,000, of which sum not more than \$10,000 may be expended for the employment of pathologists in connection with forest experiment stations ( <i>acts Apr. 13, 1900, vol. 31, pp. 135, 136, secs. 1-5; Aug. 24, 1912, vol. 37, pp. 506, 507, secs. 1-4; May 11, 1926, vol. 44, p. 508</i> ) -----			
	\$120,000.00		
	Estimated expenditures, 1928 appropriation	Estimated expenditures, 1927 appropriation	Expended and obligated, 1926
<b>Departmental service:</b>			
<b>Salaries—</b>			
Professional and scientific service—			
Grade 6, \$6,000 to \$7,500; average, \$6,750—			
Director of personnel and business administration.....	Average— No. Salary	Average— No. Salary	Average— No. Salary
Grade 5, \$5,200 to \$6,000; average, \$5,600—			
Senior scientist.....	1 \$5,200	1 \$5,200	1 5,200
Grade 4, \$3,800 to \$5,000; average, \$4,400—			
Scientists.....	2 4,100	2 4,100	2 4,100
Grade 3, \$3,000 to \$3,600; average, \$3,300—			
Associate scientist.....	1 3,200	1 3,200	1 3,100
Grade 2, \$2,400 to \$3,000; average, \$2,700—			
Assistant scientists.....	2 2,400	2 2,400	1½ 2,609
Grade 1, \$1,860 to \$2,400; average, \$2,111.42—			
Junior scientists.....	2 2,030	2 2,030	1½ 2,200
<b>Subprofessional service—</b>			
Grade 6, \$1,860 to \$2,400; average, \$2,111.42—			
Senior scientific aid.....			1½ 1,860
Grade 4, \$1,500 to \$1,860; average, \$1,680—			
Assistant scientific aid.....	1 1,620	1 1,620	1 1,560
Junior library assistant.....			1½ 1,500
Grade 1, \$900 to \$1,260; average, \$1,080—			
Minor scientific helper.....	1 960	1 960	
<b>Clerical, administrative, and fiscal service—</b>			
Grade 5, \$1,860 to \$2,400; average, \$2,111.42—			
Senior clerk.....	1 2,200	1 2,200	1 2,200
Grade 3, \$1,500 to \$1,860; average, \$1,680—			
Assistant clerk.....	1½ 1,500	1½ 1,500	
Grade 1, \$1,140 to \$1,500; average, \$1,320—			
Underclerk.....			1½ 1,140
<b>Custodial service—</b>			
Grade 2, \$900 to \$1,260; average, \$1,080—			
Junior laborer (charwoman).....	1 376	1 376	
Total average number of employees.....	12½	12½	10½
Total salaries, departmental service.....	30,991.00	30,991.00	30,074.90
<b>Field service:</b>			
<b>Salaries and wages—</b>			
Salary range, \$3,800 to \$5,000; average, \$4,400—			
Pathologists.....	6½ 4,000	5½ 4,085	5½ 4,000
Salary range, \$3,000 to \$3,600; average, \$3,300—			
Associate pathologists.....	2 3,000	1½ 3,000	2 3,290
Salary range, \$2,400 to \$3,000; average, \$2,700—			
Assistant pathologists.....	6 2,583	6 2,583	3½ 2,595
Salary range, \$1,860 to \$2,400; average, \$2,111.42—			
Junior pathologists.....	1 1,920	1 1,920	1½ 1,860
Salary range, \$1,320 to \$1,680; average, \$1,500—			
Junior scientific aid.....	1 1,440	1 1,440	1½ 1,440
Gardner.....			1½ 1,620
Junior clerk.....	1 1,320	1 1,320	1 1,320
<b>Per diem and other unclassified employees—</b>			
Specialist.....	1 600	1 600	1 600
Unskilled laborer.....	1 1,440	1 1,440	1 1,345
Total average number of regular employees.....	19½	18½	16½
Total salaries and wages, regular employees.....	55,220.00	50,670.00	45,248.33
<b>Temporary employees at salaries ranging from \$1 to \$2,400 per year.....</b>			
Total salaries and wages, temporary employees.....	15 6,045.00	13 5,045.00	17 4,636.15
Total number of employees.....	34½	31½	33½
Total salaries and wages, field service.....	61,265.00	55,715.00	49,884.48
The difference between 1928 and 1927 is due to full-time service in 1928, \$5,550.			
01 Total personal services.....	92,256.00	86,706.00	79,950.38
<b>Supplies and materials:</b>			
0200 Stationery and office supplies.....	974.00	974.00	1,714.38
0220 Scientific and educational supplies.....	1,248.00	1,248.00	1,686.65
0280 Sundry supplies.....	2,243.00	193.00	193.48
0290 Materials.....	44.00	44.00	44.10
02 Total supplies and materials.....	4,509.00	2,459.00	3,638.61
<b>Communication service:</b>			
0500 Telegraph service.....	277.00	227.00	227.01
0510 Telephone service.....	190.00	190.00	190.09
0520 Other communication service.....	30.00	30.00	29.86
05 Total communication service.....	497.00	447.00	446.96

## Estimates of appropriations required for the service of the fiscal year ending June 30, 1928—Continued

General object (title of appropriation), date of acts, references to Statutes at Large, or to Revised Statutes, and estimated amount required for each detailed object				Total amount to be appropriated under each head of appropriation	Amount appropriated for the fiscal year ending June 30, 1927
<i>General Expenses, Bureau of Plant Industry—Continued.</i>					
	Estimated expenditures, 1928 appropriation	Estimated expenditures, 1927 appropriation	Expended and obligated, 1926		
Travel expenses:					
0615 Transportation.....	\$9,420.00	\$8,715.00	\$9,743.56		
0616 Subsistence.....	9,772.00	6,558.00	9,485.06		
06 Total travel expenses.....	19,192.00	13,273.00	19,228.62		
07 Transportation of things.....	1,329.00	824.00	823.87		
08 Photographing, and making photos and prints.....	91.00	91.00	90.62		
Rents:					
1100 Rent of buildings and structures.....	5.00	5.00	5.00		
1110 Other rents.....	11.00	11.00	11.00		
11 Total rents.....	16.00	16.00	16.00		
12 Repairs and alterations.....	331.00	331.00	531.13		
13 Special and miscellaneous current expenses.....	512.00	511.00	711.79		
Equipment:					
3010 Furniture, furnishings, and fixtures.....	584.00	584.00	1,584.33		
3020 Educational, scientific, and recreational equipment.....	474.00	474.00	474.29		
3050 Other equipment.....	219.00	219.00	218.41		
30 Total equipment.....	1,277.00	1,277.00	2,277.03		
Reserve.....		2,110.00			
Total.....	120,000.00	108,095.00	107,724.01		
<p>For applying such methods of eradication or control of the white-pine blister rust as in the judgment of the Secretary of Agriculture may be necessary, including the payment of such expenses in the employment of such persons and means in the city of Washington and elsewhere, in cooperation with such authorities of the States concerned, organizations, or individuals as he may deem necessary to accomplish such purposes, and in the discretion of the Secretary of Agriculture no expenditures shall be made for these purposes until a sum or sums at least equal to such expenditures shall have been appropriated, subscribed, or contributed by States, county or local authorities, or by individuals or organizations for the accomplishment of such purposes, \$368,280; <i>Provided</i>, That no part of this appropriation shall be used to pay the cost or value of trees or other property injured or destroyed (acts Apr. 18, 1900, vol. 31, pp. 185, 136, secs. 1-5; Aug. 24, 1912, vol. 37, pp. 506, 507, secs. 1-4; May 11, 1926, vol. 44, p. 508) -----</p>				\$368,280.00	
	Estimated expenditures, 1928 appropriation	Estimated expenditures, 1927 appropriation	Expended and obligated, 1926		
Departmental service:					
Salaries—					
Professional and scientific service—					
Grade 6, \$6,000 to \$7,500; average, \$6,750—					
Director of personnel and business administration.....	Average— No. Salary	Average— No. Salary	Average— No. Salary		
Grade 5, \$5,200 to \$6,000; average, \$5,600—					
Senior scientist.....	1 \$5,200	1 \$5,200	1 5,200		
Grade 4, \$3,800 to \$5,000; average, \$4,400—					
Scientists.....	2 4,100	2 4,100	1½ 4,169		
Grade 3, \$3,000 to \$3,600; average, \$3,300—					
Associate scientist.....	1 3,200	1 3,200	1½ 3,339		
Grade 2, \$2,400 to \$3,000; average, \$2,700—					
Assistant scientist.....			½ 2,400		
Grade 1, \$1,800 to \$2,400; average, \$2,111.42—					
Junior scientist.....	1 2,100	1 2,100	1½ 2,120		
Subprofessional service—					
Grade 4, \$1,500 to \$1,800; average, \$1,680—					
Junior library assistant.....	½ 1,500	½ 1,500	½ 1,500		
Clerical, administrative, and fiscal service—					
Grade 5, \$1,800 to \$2,400; average, \$2,111.42—					
Senior clerk.....	1 2,200	1 2,200	1 2,200		
Grade 4, \$1,680 to \$2,040; average, \$1,860—					
Clerk.....	1 1,920	1 1,920	½ 1,860		
Grade 3, \$1,500 to \$1,800; average, \$1,680—					
Assistant clerks.....	4 1,605	4 1,605	3½ 1,582		
Grade 2, \$1,320 to \$1,680; average, \$1,500—					
Junior clerks.....	2 1,350	1½ 1,351	1½ 1,355		
Custodial service—					
Grade 3, \$1,020 to \$1,260; average, \$1,140—					
Messenger.....	1 1,020	1 1,020			
Grade 2, \$780 to \$1,140; average, \$960—					
Assistant messenger.....	1 900	1 900	1 880		
Grade 1, \$600 to \$780; average, \$690—					
Junior messenger.....	1 600	1 600			
Total average number of employees.....	16½	16½	13½		
Total salaries, departmental service.....	35,460.00	35,350.00	33,293.02		
The difference between 1928 and 1927 is due to full-time service in 1928, \$110.					



*Estimates of appropriations required for the service of the fiscal year ending June 30, 1928—Continued*

General object (title of appropriation), date of acts, references to Statutes at Large, or to Revised Statutes, and estimated amount required for each detailed object				Total amount to be appropriated under each head of appropriation	Amount appropriated for the fiscal year ending June 30, 1927
<i>General Expenses, Bureau of Plant Industry—Continued.</i>					
	Estimated expenditures, 1928 appropriation	Estimated expenditures, 1927 appropriation	Expended and obligated, 1926		
Field service:					
Salaries and wages—					
Salary range, \$3,800 to \$5,000; average, \$4,400—					
Pathologists.....	Average— No. 1½ Salary \$3,840	Average— No. 1½ Salary \$3,840	Average— No. 1½ Salary \$3,859		
Salary range, \$3,000 to \$3,600; average, \$3,300—					
Associate pathologists.....	5 3,160	5 3,160	3 3,267		
Salary range, \$2,400 to \$3,000; average, \$2,700—					
Assistant pathologists.....	10 2,690	10 2,690	9 2,628		
Salary range, \$2,100 to \$2,700; average, \$2,400—					
Principal clerk.....	1 2,400	1 2,400	1 2,400		
Salary range, \$1,860 to \$2,400; average, \$2,111.42—					
Junior pathologists.....	4 1,860	4 1,860	1½ 1,817		
Junior foresters.....	2 2,050	2 2,050	1½ 1,860		
Senior scientific aid.....	1 1,920	1 1,920	1 1,920		
Salary range, \$1,500 to \$1,860; average, \$1,680—					
Assistant clerk.....	1 1,620	1 1,620	1 1,560		
Salary range, \$1,140 to \$1,500; average, \$1,320—					
Underclerk.....	1 1,140	1 1,140	½ 1,140		
Per diem and other unclassified employees—					
Agents.....	43 1,946	43 1,946	39½ 1,927		
Collaborating clerks.....	4 315	4 315	3½ 298		
Total average number of regular employees.....	73½	73½	63½		
Total salaries and wages regular employees.....	151,068.00	151,068.00	128,345.39		
Temporary employees, at \$180 to \$3,000 per year.....	186	186	186		
Total salaries and wages, temporary employees.....	55,215.00	55,215.00	61,089.36		
Total number of employees.....	259½	259½	229½		
Total salaries and wages, field service.....	206,283.00	206,283.00	190,334.75		
01 Total personal services.....	241,743.00	241,633.00	238,627.77		
Supplies and materials:					
0200 Stationery and office supplies.....	2,000.00	2,000.00	1,961.03		
0210 Medical and hospital supplies.....	50.00	50.00	88.94		
0220 Scientific and educational supplies.....	500.00	500.00	481.37		
0230 Fuel.....			11.18		
0280 Sundry supplies.....	550.00	550.00	538.83		
0290 Materials.....	300.00	300.00	289.19		
02 Total supplies and materials.....	3,400.00	3,400.00	3,370.54		
04 Subsistence and care of animals.....	100.00	100.00	108.00		
Communication service:					
0500 Telegraph service.....	600.00	600.00	528.54		
0510 Telephone service.....	1,200.00	1,200.00	1,170.39		
0520 Other communication service.....	25.00	25.00	22.89		
05 Total communication service.....	1,825.00	1,825.00	1,721.82		
Travel expenses:					
0615 Transportation.....	61,500.00	56,500.00	52,146.95		
0616 Subsistence.....	51,107.00	48,647.00	45,241.87		
06 Total travel expenses.....	112,607.00	105,147.00	97,388.82		
07 Transportation of things.....	2,500.00	2,500.00	2,309.42		
Printing, engraving, and lithographing:					
0810 Lithographing, engraving, and engrossing.....	225.00	225.00	200.29		
0820 Stenographic work, typewriting and multi-graphing and mimeographing.....	475.00	475.00	465.00		
0830 Photographing, and making photos and prints.....	470.00	470.00	458.19		
08 Total printing, engraving, and lithographing.....	1,170.00	1,170.00	1,121.48		
09 Advertising and publishing of notices.....		200.00			
Rents:					
1100 Rent of buildings and structures.....	1,800.00	1,800.00	1,319.00		
1110 Other rents.....	50.00	50.00	63.83		
11 Total rents.....	1,850.00	1,850.00	1,382.83		
12 Repairs and alterations.....	375.00	375.00	388.06		
13 Special and miscellaneous current expenses.....	170.00	170.00	167.72		
Equipment:					
3010 Furniture, furnishings, and fixtures.....	2,000.00	2,000.00	2,307.18		
3020 Educational, scientific, and recreational equipment.....	350.00	350.00	308.17		
3050 Other equipment.....	190.00	190.00	178.11		
30 Total equipment.....	2,540.00	2,540.00	2,793.46		
Reserve.....		7,370.00			
Total.....	368,280.00	368,280.00	334,379.92		

## Estimates of appropriations required for the service of the fiscal year ending June 30, 1928—Continued

General object (title of appropriation), date of acts, references to Statutes at Large, or to Revised Statutes, and estimated amount required for each detailed object	Total amount to be appropriated under each head of appropriation		Amount appropriated for the fiscal year ending June 30, 1927
<b>General Expenses, Bureau of Plant Industry—Continued.</b> For the investigation of diseases of cotton, potatoes, truck crops, forage crops, drug and related plants (acts Apr. 18, 1900, vol. 31, pp. 135, 136, secs. 1-5; Aug. 24, 1912, vol. 37, pp. 506, 507, secs. 1-4; May 11, 1926, vol. 44, p. 508)----- \$139, 450. 00			
	Estimated expenditures, 1928 appropriation	Estimated expenditures, 1927 appropriation	Expended and obligated, 1926
<b>Departmental service:</b>			
<b>Salaries—</b>			
Professional and scientific service—	<i>Average—</i>	<i>Average—</i>	<i>Average—</i>
Grade 5, \$5,200 to \$6,000; average, \$5,600—	No. 1 Salary \$5,200	No. 1 Salary \$5,200	No. 1 Salary \$5,200
Senior scientist.....	1	1	1
Grade 4, \$3,800 to \$5,000; average, \$4,400—	No. 3 Salary 4,400	No. 3 Salary 4,400	No. 3 Salary 4,267
Scientists.....	3	3	3
Grade 3, \$3,000 to \$3,600; average, \$3,300—	No. 4 Salary 3,375	No. 4 Salary 3,375	No. 4 Salary 3,195
Associate scientists.....	4	4	3½
Grade 2, \$2,400 to \$3,000; average, \$2,700—	No. 1 Salary 2,600	No. 1 Salary 2,600	No. 1 Salary 2,600
Assistant scientist.....	1	1	1
Grade 1, \$1,860 to \$2,400; average, \$2,111.42—	No. 2 Salary 2,130	No. 2 Salary 2,130	No. 2 Salary 2,153
Junior scientists.....	2	2	1½
<b>Subprofessional service—</b>			
Grade 5, \$1,680 to \$2,040; average, \$1,860—	No. 1 Salary 1,920	No. 1 Salary 1,920	No. 1 Salary 1,860
Scientific aid.....	1	1	1
Grade 4, \$1,500 to \$1,860; average, \$1,620—	No. 1 Salary 1,500	No. 1 Salary 1,500	No. 1½ Salary 1,564
Assistant scientific aid.....	1	1	1½
<b>Clerical, administrative, and fiscal service—</b>			
Grade 3, \$1,500 to \$1,860; average, \$1,680—	No. 1½ Salary 1,500	No. 1½ Salary 1,500	No. 1½ Salary 1,500
Assistant clerk.....	1½	1½	1½
<b>Custodial service—</b>			
Grade 2, \$900 to \$1,140; average, \$1,020—	No. 1 Salary 1,080	No. 1 Salary 1,080	No. 1½ Salary 990
Assistant messenger.....	1	1	1½
Total average number of employees.....	15½	15½	13½
Total salaries, departmental service.....	45,260.00	45,260.00	40,057.91
<b>Field Service:</b>			
<b>Salaries and wages—</b>			
Salary range, \$3,800 to \$5,000; average, \$4,400—	No. 6½ Salary 3,900	No. 6½ Salary 3,884	No. 5½ Salary 3,737
Pathologists.....	6½	6½	5½
Salary range, \$3,000 to \$3,600; average, \$3,300—	No. 3 Salary 3,333	No. 3 Salary 3,333	No. 3½ Salary 3,311
Associate pathologists.....	3	3	3½
Salary range, \$2,400 to \$3,000; average, \$2,700—	No. 2 Salary 2,400	No. 2 Salary 2,400	No. 1½ Salary 2,528
Assistant pathologists.....	2	2	1½
Salary range, \$1,860 to \$2,400; average, \$2,111.42—	No. 1 Salary 1,860	No. 1 Salary 1,860	No. 1½ Salary 1,997
Junior pathologist.....	1	1	1½
Salary range, \$1,680 to \$2,040; average, \$1,860—	No. 1 Salary 1,980	No. 1 Salary 1,980	No. 1 Salary 1,920
Scientific aid.....	1	1	1
Salary range, \$1,500 to \$1,860; average, \$1,680—	No. 1½ Salary 1,500	No. 1½ Salary 1,500	No. 1½ Salary 1,560
Assistant scientific aid.....	1½	1½	1½
Per diem and other unclassified employees (agents).....	4½	4½	3½
Total average number of regular employees.....	19½	18½	16
Total salaries and wages, regular employees.....	51,065.00	47,753.00	42,497.64
Temporary employees, at \$120 to \$2,400 per year.....	21	23	28
Total salaries and wages, temporary employees.....	12,025.00	12,368.00	10,549.74
Total number of employees.....	40½	41½	44
Total salaries and wages, field service.....	63,090.00	60,121.00	53,047.38
The difference between 1928 and 1927 is due to—			
Full-time service in 1928.....	\$3,312		
Decrease in temporary force.....	843		
Net increase.....	2,969		
<b>01 Total personal services.....</b>	<b>108,350.00</b>	<b>105,381.00</b>	<b>93,105.29</b>
Supplies and materials:			
0200 Stationery and office supplies.....	1,800.00	1,800.00	1,865.78
0220 Scientific and educational supplies.....	3,000.00	3,000.00	2,978.75
0230 Fuel.....	100.00	100.00	80.00
0250 Forage and other supplies for animals.....			181.02
0280 Sundry supplies.....	981.00	1,000.00	1,047.82
0290 Materials.....	200.00	200.00	90.00
<b>02 Total supplies and materials.....</b>	<b>6,081.00</b>	<b>6,100.00</b>	<b>6,243.37</b>
<b>04 Subsistence and care of animals.....</b>			<b>70.00</b>
Communication service:			
0500 Telegraph service.....	100.00	100.00	100.80
0510 Telephone service.....	283.00	283.00	283.39
0520 Other communication service.....	25.00	25.00	19.46
<b>05 Total communication service.....</b>	<b>408.00</b>	<b>408.00</b>	<b>403.65</b>
Travel expenses:			
0615 Transportation.....	8,730.00	8,890.00	8,506.12
0616 Subsistence.....	5,200.00	5,200.00	4,855.20
<b>06 Total travel expenses.....</b>	<b>13,930.00</b>	<b>14,090.00</b>	<b>13,361.32</b>
<b>07 Transportation of things.....</b>	<b>1,000.00</b>	<b>1,000.00</b>	<b>1,052.87</b>
Printing, engraving, and lithographing:			
0820 Stenographic work, typewriting, multigraphing, and mimeographing.....	25.00	25.00	7.62
0830 Photographing, and making photos and prints.....	175.00	175.00	195.77
<b>08 Total printing, engraving, and lithographing.....</b>	<b>200.00</b>	<b>200.00</b>	<b>203.39</b>
<b>10 Furnishing light, power, water, and electricity.....</b>	<b>1,400.00</b>	<b>1,400.00</b>	<b>1,453.23</b>

*Estimates of appropriations required for the service of the fiscal year ending June 30, 1928—Continued*

General object (title of appropriation), date of acts, references to Statutes at Large, or to Revised Statutes, and estimated amount required for each detailed object	Total amount to be appropriated under each head of appropriation	Amount appropriated for the fiscal year ending June 30, 1927
--	--	--

*General Expenses, Bureau of Plant Industry—Continued.*

	Estimated expenditures, 1928 appropriation	Estimated expenditures, 1927 appropriation	Expended and obligated, 1926
<b>Rents:</b>			
1100 Rent of buildings and structures.....	\$480.00	\$480.00	\$360.00
1110 Other rents.....	1.00	1.00	6.50
11 Total rents.....	481.00	481.00	366.50
12 Repairs and alterations.....	1,000.00	1,000.00	1,000.95
13 Special and miscellaneous current expenses.....	3,000.00	3,000.00	2,867.60
<b>Equipment:</b>			
3000 Passenger-carrying vehicles.....			760.18
3010 Furniture, furnishings, and fixtures.....	1,200.00	1,200.00	1,118.42
3020 Educational, scientific, and recreational equipment.....	1,600.00	1,600.00	1,558.14
3050 Other equipment.....	800.00	800.00	893.81
30 Total equipment.....	3,600.00	3,600.00	4,330.55
32 Other structures.....			417.67
Reserve.....		2,790.00	
Total.....	139,450.00	139,450.00	124,876.39

For investigating the physiology of crop plants and for testing and breeding varieties thereof (*acts Apr. 18, 1900, vol. 31, pp. 135, 136, secs. 1-5; Aug. 24, 1912, vol. 37, pp. 506, 507, secs. 1-4; May 11, 1926, vol. 44, p. 508*):

\$72,000.00

	Estimated expenditures, 1928 appropriation	Estimated expenditures, 1927 appropriation	Expended and obligated, 1926
<b>Departmental service:</b>			
<b>Salaries—</b>			
Professional and scientific service—			
Grade 5, \$5,200 to \$6,000; average, \$5,600—			
Senior scientist.....	<i>Average—</i> No. 1 Salary \$5,400	<i>Average—</i> No. 1 Salary \$5,400	<i>Average—</i> No. 1 Salary \$5,200
Grade 4, \$3,800 to \$5,000; average, \$4,400—			
Scientist.....	1 5,000	1 5,000	1 4,400
Subprofessional service—			
Grade 2, \$1,140 to \$1,500; average, \$1,320—			
Underscientific helper.....	1 1,260	1 1,260	1 1,260
Clerical, administrative, and fiscal service—			
Grade 3, \$1,500 to \$1,800; average, \$1,680—			
Assistant photographer.....	1 1,800	1 1,800	1 1,800
Assistant clerks.....	1 1,500	1 1,500	1 1,500
Total average number of employees.....	4 1/2	4 1/2	4 1/2
Total salaries, departmental service.....	13,920.00	13,920.00	12,170.56
<b>Field service:</b>			
<b>Salaries and wages—</b>			
Salary range, \$3,800 to \$5,000; average, \$4,400—			
Horticulturist.....	1 4,000	1 4,000	1 4,000
Agriculturist.....	1 3,800	1 3,800	1 3,800
Salary range, \$3,000 to \$3,600; average, \$3,300—			
Associate entomologist.....	1 3,300	1 3,300	1 3,300
Associate horticulturist.....	1 3,200	1 3,200	1 3,200
Associate physiologist.....	1 3,000	1 3,000	1 3,000
Salary range, \$2,400 to \$3,000; average, \$2,700—			
Assistant plant breeder.....	1 2,700	1 2,700	1 2,700
Chief scientific aid.....			1 2,600
Assistant horticulturist.....	1 2,400	1 2,400	
Salary range, \$2,100 to \$2,700; average, \$2,400—			
Translator.....	1 2,200	1 2,200	1 2,200
Salary range, \$1,800 to \$2,400; average, \$2,111.42—			
Junior horticulturist.....			1 2,100
Salary range, \$1,680 to \$2,040; average, \$1,860—			
Clerk.....	1 1,800	1 1,800	1 1,800
Salary range, \$1,320 to \$1,680; average, \$1,500—			
Junior scientific aid.....	1 1,680	1 1,680	1 1,680
Junior clerk.....			1 1,320
Per diem and other unclassified employees—			
Agents.....	2 660	2 660	1 667
Unskilled laborers.....	4 1,468	4 1,468	3 1,475
Total average number of regular employees.....	14 1/2	14 1/2	14 1/2
Total salaries and wages, regular employees.....	31,207.00	31,207.00	30,831.00
<b>Temporary employees at \$339 to \$2,504 per year</b>			
Total salaries and wages, temporary employees.....	12 3,010.00	12 3,010.00	12 4,048.58
Total number of employees.....	26 1/2	26 1/2	26 1/2
Total salaries and wages, field service.....	34,217.00	34,217.00	34,879.58
Deduct allowances for quarters.....	760.00	760.00	740.00
Net salaries and wages, field service.....	33,457.00	33,457.00	34,139.58
01 Total personal services.....	47,377.00	47,377.00	46,310.14

## Estimates of appropriations required for the service of the fiscal year ending June 30, 1928—Continued

General object (title of appropriation), date of acts, references to Statutes at Large, or to Revised Statutes, and estimated amount required for each detailed object

Total amount to be appropriated under each head of appropriation

Amount appropriated for the fiscal year ending June 30, 1927

## General Expenses, Bureau of Plant Industry—Continued.

	Estimated expenditures, 1928 appropriation	Estimated expenditures, 1927 appropriation	Expended and obligated, 1926
Supplies and materials:			
0200 Stationery and office supplies.....	\$700.00	\$700.00	\$639.18
0220 Scientific and educational supplies.....	750.00	750.00	1,549.91
0230 Fuel.....	250.00	250.00	237.06
0250 Forage.....	50.00	50.00	9.25
0280 Sundry supplies.....	4,300.00	4,677.00	4,023.51
0290 Materials.....	1,500.00	1,500.00	1,684.88
02 Total supplies and materials.....	7,550.00	7,927.00	8,143.79
Communication service:			
0500 Telegraph service.....	100.00	100.00	67.12
0510 Telephone service.....	200.00	200.00	205.28
0520 Other communication service.....			.80
05 Total communication service.....	300.00	300.00	273.20
Travel expenses:			
0615 Transportation.....	4,000.00	3,500.00	3,694.48
0616 Subsistence.....	3,000.00	3,000.00	2,865.46
06 Total travel expenses.....	7,000.00	6,500.00	6,559.94
07 Transportation of things.....	1,000.00	1,000.00	956.99
08 Photographing, and making photos and prints.....	25.00	25.00	26.90
10 Furnishing light, power, water, and electricity.....	1,500.00	1,200.00	1,208.41
Rents:			
1100 Rent of buildings and structures.....	120.00	120.00	120.00
1110 Other rents.....	511.00	511.00	511.00
11 Total rents.....	631.00	631.00	631.00
12 Repairs and alterations.....	500.00	500.00	1,066.89
13 Special and miscellaneous current expenses.....	2,500.00	2,500.00	2,504.41
Equipment:			
3010 Furniture, furnishings, and fixtures.....	500.00	400.00	418.30
3020 Educational, scientific, and recreational equipment.....	300.00	200.00	192.65
3040 Livestock.....	200.00	200.00	400.00
3050 Other equipment.....	200.00	600.00	316.41
30 Total equipment.....	1,200.00	1,400.00	1,327.36
Structures and parts:			
3210 Other structures.....	1,500.00	500.00	619.87
3220 Nonstructural improvements.....	917.00	700.00	539.60
32 Total structures and parts.....	2,417.00	1,200.00	1,159.47
Reserve.....		1,440.00	
Total.....	72,000.00	72,000.00	70,168.50

For [soil-bacteriology and] plant nutrition investigations [including the testing of samples, procured in the open market, of cultures for inoculating legumes, and if any such samples are found to be impure, nonviable, or misbranded, the results of the tests may be published, together with the names of the manufacturers and of the persons by whom the cultures were offered for sale, \$50,720] (acts Apr. 18, 1900, vol. 31, pp. 135, 186, secs. 1-5; Aug. 24, 1912, vol. 27, pp. 506, 507, secs. 1-4; May 11, 1926, vol. 44, p. 508):

\$16,780.00

	Estimated expenditures, 1928 appropriation	Estimated expenditures, 1927 appropriation	Expended and obligated, 1926
Department service:			
Professional and scientific service—			
Grade 5, \$5,200 to \$6,000; average, \$5,600—	Average—	Average—	Average—
Senior scientist.....	No. Salary	No. Salary	No. Salary
Grade 4, \$3,800 to \$5,000; average, \$4,400—	1 4,000	1 4,000	1 3,800
Scientist.....	1 4,000	1 4,000	1 3,800
Grade 3, \$3,000 to \$3,600; average, \$3,300—	1 3,200	1 3,200	1 3,200
Associate scientist.....	1 3,200	1 3,200	1 3,200
Grade 2, \$2,400 to \$3,000; average, \$2,700—	2 2,700	2 2,700	2 2,600
Assistant scientists.....	2 2,700	2 2,700	2 2,600
Total number of employees.....	3 12,350.00	3 12,350.00	3 12,383.33
Total salaries, departmental service.....	3 12,350.00	3 12,350.00	3 12,383.33

*Estimates of appropriations required for the service of the fiscal year ending June 30, 1928—Continued*

General object (title of appropriation), date of acts, references to Statutes at Large, or to Revised Statutes, and estimated amount required for each detailed object	Total amount to be appropriated under each head of appropriation	Amount appropriated for the fiscal year ending June 30, 1927
--	--	--

*General Expenses, Bureau of Plant Industry—Continued.*

	Estimated expenditures, 1928 appropriation	Estimated expenditures, 1927 appropriation	Expended and obligated, 1926
<b>Field service:</b>			
Salaries and wages—	<i>Average—</i>	<i>Average—</i>	<i>Average—</i>
Salary range, \$1,680 to \$2,040; average, \$1,860—	<i>No. Salary</i>	<i>No. Salary</i>	<i>No. Salary</i>
Scientific aid.....	1 \$1,800	1 \$1,800	1 \$1,800
Total average number of regular employees.....	1	1	1
Total salaries and wages, regular employees.....	1,800	1,800	1,800
Temporary employee at \$500 per annum.....	1	1	1
Total salaries and wages, temporary employee.....	500	500	500
Total number of employees.....	2	2	2
Total salaries and wages, field service.....	2,300.00	2,300.00	2,396.71
<b>01 Total personal services.....</b>	<b>14,650.00</b>	<b>14,650.00</b>	<b>14,780.04</b>
Supplies and materials:			
0200 Stationery and office supplies.....	36.00	36.00	39.03
0220 Scientific and educational supplies.....	525.00	445.00	135.55
0280 Sundry supplies.....	150.00	100.00	109.82
0290 Materials.....	3.00	3.00	3.02
<b>02 Total supplies and materials.....</b>	<b>714.00</b>	<b>584.00</b>	<b>287.42</b>
Travel expenses:			
0615 Transportation.....	600.00	600.00	847.26
0616 Subsistence.....			60.00
<b>06 Total travel expenses.....</b>	<b>600.00</b>	<b>600.00</b>	<b>907.26</b>
10 Furnishing light, power, water, and electricity.....	180.00	180.00	180.16
12 Repairs and alterations.....	1.00	1.00	.62
13 Special and miscellaneous current expenses.....	300.00	300.00	303.25
Equipment:			
3010 Furniture, furnishings, and fixtures.....	10.00	10.00	8.55
3020 Educational, scientific, and recreational equipment.....	275.00	75.00	1,034.49
3050 Other equipment.....	50.00	50.00	50.55
<b>30 Total equipment.....</b>	<b>335.00</b>	<b>135.00</b>	<b>1,093.59</b>
Reserve.....		330.00	
<b>Total.....</b>	<b>16,780.00</b>	<b>16,780.00</b>	<b>17,552.34</b>

[For soil-fertility investigations into organic causes of infertility and remedial measures, maintenance of productivity, properties, and composition of soil humus, and the transformation and formation of soil humus by soil organisms, \$62,000.]

For acclimatization and adaptation investigations of cotton, corn, and other crops introduced from tropical regions, and for the improvement of cotton and other fiber plants by cultural methods, breeding, and selection, and for determining the feasibility of increasing the production of hard fibers outside of the continental United States, \$194,920: *Provided*, That not more than \$7,500 of this sum may be used for experiments in cottonseed interbreeding: *Provided further*, That of this sum \$50,000 may be used for explorations, research, and field experiments relating to potential rubber-producing plants (*acts Apr. 18, 1900, vol. 31, pp. 135, 136, secs. 1-5; Aug. 24, 1912, vol. 37, pp. 506, 507, secs. 1-4; May 11, 1926, vol. 44, p. 508*)—

\$194,920.00

	Estimated expenditures, 1928 appropriation	Estimated expenditures, 1927 appropriation	Expended and obligated, 1926
<b>Departmental service:</b>			
Salaries—	<i>Average—</i>	<i>Average—</i>	<i>Average—</i>
Professional and scientific service—	<i>No. Salary</i>	<i>No. Salary</i>	<i>No. Salary</i>
Grade 6, \$6,000 to \$7,500; average, \$6,750—			★ \$6,000
Director of personnel and business administration.....			
Grade 5, \$5,200 to \$6,000; average, \$5,600—			
Senior scientist.....	1 \$5,200	1 \$5,200	1 5,200
Grade 4, \$3,800 to \$5,000; average, \$4,400—			
Scientists.....	3 4,267	3 4,267	3 4,133
Grade 3, \$3,000 to \$3,600; average, \$3,300—			
Associate scientist.....			★ 3,000
Grade 2, \$2,400 to \$3,000; average, \$2,700—			
Assistant scientist.....			★ 2,400

## Estimates of appropriations required for the service of the fiscal year ending June 30, 1928—Continued

General object (title of appropriation), date of acts, references to Statutes at Large, or to Revised Statutes, and estimated amount required for each detailed object	Total amount to be appropriated under each head of appropriation		Amount appropriated for the fiscal year ending June 30, 1927	
<i>General Expenses, Bureau of Plant Industry—Continued.</i>				
	Estimated expenditures, 1928 appropriation	Estimated expenditures, 1927 appropriation	Expended and obligated, 1926	
Departmental service—Continued.				
Salaries—Continued.				
Subprofessional service—	<i>Average—</i>	<i>Average—</i>	<i>Average—</i>	
Grade 8, \$2,400 to \$3,000; average, \$2,700—	No. Salary	No. Salary	No. Salary	
Chief scientific aid.....	1 \$2,900	1 \$2,900	1 \$2,800	
Grade 6, \$1,860 to \$2,400; average, \$2,111.42—				
Senior scientific aids.....	4 2,050	4 2,050	1½ 2,173	
Grade 4, \$1,500 to \$1,860; average, \$1,680—				
Assistant scientific aid.....	1 1,500	1 1,500	1 1,500	
Clerical, administrative, and fiscal service—				
Grade 6, \$2,100 to \$2,700; average, \$2,400—				
Principal clerk.....	1 2,600	1 2,600	1 2,550	
Grade 3, \$1,500 to \$1,860; average, \$1,680—				
Assistant clerks.....	3 1,600	3 1,600	2 1,574	
Grade 2, \$1,320 to \$1,680; average, \$1,500—				
Junior clerks.....	1 1,320	1 1,320	1½ 1,333	
Grade 1, \$1,140 to \$1,500; average, \$1,320—				
Underoperative.....	1 1,440	1 1,440	1 1,380	
Custodial service—				
Grade 2, \$900 to \$1,140; average, \$1,020—				
Assistant messenger.....	1 900	1 900	½ 900	
Total average number of employees.....	17	17	13½	
Total salaries, departmental service.....	41,099.00	41,099.00	36,087.41	
Field service:				
Salaries and wages—				
Salary range, \$3,800 to \$5,000; average, \$4,400—				
Technologist.....	1 3,800	1 3,800	1 3,800	
Salary range, \$3,000 to \$3,600; average, \$3,300—				
Associate agronomists.....	2 3,500	2 3,100	2½ 3,137	
Associate technologist.....	1 3,100	1 3,100	1 3,100	
Associate horticulturist.....	1 3,000	1 3,000		
Salary range, \$2,400 to \$3,000; average, \$2,700—				
Assistant horticulturist.....			1 2,900	
Assistant agronomists.....	4 2,700	4 2,700	4½ 2,655	
Assistant physiologist.....	1 2,700	1 2,700	1 2,653	
Assistant pomologist.....	1 2,400	1 2,400	1 2,400	
Chief scientific aid.....	1 2,800	1 2,800	½ 2,800	
Salary range, \$2,100 to \$2,700; average, \$2,400—				
Principal scientific aids.....	2 2,100	2 2,100	½ 2,100	
Salary range, \$1,800 to \$2,400; average, \$2,111.42—				
Junior agronomists.....	2 2,050	2 2,050	1½ 2,151	
Senior scientific aids.....	4 2,100	4 2,100	4½ 2,146	
Junior plant breeder.....	1 2,000	1 2,000	1 1,800	
Salary range, \$1,680 to \$2,040; average, \$1,860—				
Scientific aid.....			½ 2,040	
Salary range, \$1,700 to \$1,800; average, \$1,680—				
Assistant scientific aids.....	6 1,620	6 1,620	4½ 1,620	
Per diem and other unclassified employees—				
Agents.....	3½ 1,874	3½ 1,874	3½ 1,876	
Unskilled laborers.....	16 1,050	16 1,080	12 1,044	
Total average number of regular employees.....	46½	46½	59½	
Total salaries and wages, regular employees.....	87,925.00	87,925.00	76,944.01	
Temporary employees at \$4.80 to \$2.50 per year.....	17	17	28	
Total salaries and wages, temporary employees.....	3,111.00	3,111.00	11,708.42	
Total number of employees.....	63½	63½	67½	
Total salaries and wages, field service.....	91,036.00	91,036.00	88,652.43	
Deduct allowances for quarters.....	4,900.00	4,900.00	4,646.00	
Net salaries and wages, field service.....	86,076.00	86,076.00	84,006.43	
01 Total personal services.....	127,175.00	127,175.00	120,093.84	
Supplies and materials:				
0200 Stationery and office supplies.....	1,975.00	1,975.00	1,915.47	
0220 Scientific and educational supplies.....	1,500.00	1,500.00	1,462.79	
0230 Fuel.....	545.00	545.00	543.70	
0250 Forage and other supplies for animals.....	730.00	730.00	729.65	
0280 Sundry supplies.....	1,815.00	1,815.00	1,744.12	
0290 Materials.....	565.00	565.00	539.16	
02 Total supplies and materials.....	7,130.00	7,130.00	6,934.89	
04 Subsistence and care of animals.....	15.00	15.00	14.75	
Communication service:				
0500 Telegraph service.....	275.00	275.00	258.51	
0510 Telephone service.....	580.00	580.00	556.92	
0520 Other communication service.....	35.00	35.00	31.45	
05 Total communication service.....	900.00	900.00	846.88	
Travel expenses:				
0615 Transportation.....	18,190.00	18,190.00	17,125.40	
0616 Subsistence.....	11,000.00	11,000.00	10,827.03	
06 Total travel expenses.....	29,190.00	29,190.00	27,952.43	
Transportation of things.....	3,525.00	3,525.00	4,769.54	
Photographing, and making photos and prints.....	75.00	75.00	74.61	
Furnishing light, power, water, and electricity.....	1,650.00	1,650.00	1,649.32	

*Estimates of appropriations required for the service of the fiscal year ending June 30, 1928—Continued*

General object (title of appropriation), date of acts, references to Statutes at Large, or to Revised Statutes, and estimated amount required for each detailed object	Total amount to be appropriated under each head of appropriation	Amount appropriated for the fiscal year ending June 30, 1927
--	--	--

*General Expenses, Bureau of Plant Industry—Continued.*

	Estimated expenditures, 1928 appropriation	Estimated expenditures, 1927 appropriation	Expended and obligated, 1926
<b>Rents:</b>			
1100 Rent of buildings and structures.....	\$250.00	\$250.00	\$252.00
1110 Other rents.....	45.00	45.00	45.00
11 Total rents.....	295.00	295.00	297.00
12 Repairs and alterations.....	5,010.00	1,600.00	7,035.33
13 Special and miscellaneous current expenses.....	8,425.00	8,420.00	13,213.87
<b>Equipment:</b>			
3010 Furniture, furnishings, and fixtures.....	1,175.00	1,175.00	1,075.47
3020 Educational, scientific, and recreational equipment.....	375.00	375.00	408.59
3040 Livestock.....	150.00	150.00	160.00
3050 Other equipment.....	5,500.00	5,500.00	4,577.46
30 Total equipment.....	7,200.00	7,200.00	6,221.52
<b>Structures and parts:</b>			
3210 Other structures.....	4,300.00	4,300.00	4,308.76
3220 Nonstructural improvements.....	30.00	30.00	27.00
32 Total structures and parts.....	4,330.00	4,330.00	4,335.76
Reserve.....		3,915.00	
Total.....	194,920.00	194,920.00	193,439.74

For the investigation, testing, and improvement of plants yielding drugs, spices, poisons, oils, and related products and by-products and for general physiological and fermentation investigations [§46,412] (acts Apr. 18, 1900, vol. 31, pp. 135, 136, secs. 1-5; Aug. 24, 1912, vol. 37, pp. 506, 507, secs. 1-4; May 11, 1926, vol. 44, p. 508).....

\$45,000.00

	Estimated expenditures, 1928 appropriation	Estimated expenditures, 1927 appropriation	Expended and obligated, 1926
<b>Departmental service:</b>			
<b>Salaries—</b>			
Professional and scientific service—			
Grade 5, \$5,200 to \$6,000; average, \$5,600—	<i>Average—</i>	<i>Average—</i>	<i>Average—</i>
Senior scientist.....	No. 1 Salary \$5,200	No. 1 Salary \$5,200	No. 1† Salary \$5,200
Grade 4, \$3,800 to \$5,000; average, \$4,400—			
Scientists.....	2 3,800	2 3,800	1† 3,800
Grade 3, \$3,000 to \$3,600; average, \$3,300—			
Associate scientists.....	4 3,150	4 3,150	3† 3,174
Grade 2, \$2,400 to \$3,000; average, \$2,700—			
Assistant scientists.....	2† 2,935	2† 2,935	2† 2,862
Grade 1, \$1,860 to \$2,400; average, \$2,111.42—			
Junior scientist.....	1 2,200	1 2,200	1† 2,023
Total average number of employees.....	10†	10†	9
Total salaries, departmental service.....	33,960.00	33,960.00	29,252.95
<b>Field service:</b>			
<b>Salaries and wages—</b>			
Salary range, \$1,500 to \$1,860; average, \$1,680—			
Assistant scientific aid.....		† 1,560	
Total average number of regular employees.....		† 520	
Total salaries and wages, regular employees.....			
Temporary employees, at \$120 to \$300 per year.....	8	8	10
Total salaries and wages, temporary employees.....	1,756.00	1,756.00	1,588.75
Total number of employees.....	8	8†	10
Total salaries and wages, field service.....	1,756.00	2,276.00	1,588.75
The difference between 1928 and 1927 is due to decrease in force, \$520.			
01 Total personal services.....	35,716.00	36,236.00	30,841.70
<b>Supplies and materials:</b>			
0200 Stationery and office supplies.....	863.00	873.00	618.06
0220 Scientific and educational supplies.....	1,321.00	1,027.00	1,059.08
02.0 Fuel.....	60.00	60.00	42.93
0280 Sundry supplies.....	175.00	125.00	139.30
0290 Materials.....	365.00	196.00	74.20
02 Total supplies and materials.....	2,784.00	2,281.00	1,933.57
04 Subsistence and care of animals.....	15.00	15.00	1.00

## Estimates of appropriations required for the service of the fiscal year ending June 30, 1928—Continued

General object (title of appropriation), date of acts, references to Statutes at Large, or to Revised Statutes, and estimated amount required for each detailed object

Total amount to be appropriated under each head of appropriation

Amount appropriated for the fiscal year ending June 30, 1927

## General Expenses, Bureau of Plant Industry—Continued.

	Estimated expenditures, 1928 appropriation	Estimated expenditures, 1927 appropriation	Expended and obligated, 1926
Communication service:			
0500 Telegraph service.....	\$139.00	\$139.00	\$63.51
0510 Telephone service.....	144.00	144.00	102.88
0520 Other communication service.....	3.00	3.00	3.44
05 Total communication service.....	286.00	286.00	169.83
Travel expenses:			
0615 Transportation.....	2,223.00	2,223.00	2,079.44
0616 Subsistence.....	2,159.00	2,159.00	2,107.50
06 Total travel expenses.....	4,382.00	4,382.00	4,186.94
07 Transportation of things.....	413.00	413.00	274.97
Printing, engraving, and lithographing:			
0820 Stenographic work, typewriting, multigraphing and mimeographing.....	35.00	35.00	
0830 Photographing, and making photos and prints.....	49.00	49.00	49.29
08 Total printing, engraving, and lithographing.....	84.00	84.00	49.29
12 Repairs and alterations.....	323.00	323.00	688.24
13 Special and miscellaneous current expenses.....	500.00	500.00	479.17
Equipment:			
3010 Furniture, furnishings, and fixtures.....	135.00	135.00	894.38
3020 Educational, scientific, and recreational equipment.....	205.00	205.00	129.83
3050 Other equipment.....	157.00	157.00	46.58
30 Total equipment.....	497.00	497.00	1,070.79
Reserve.....		1,395.00	
Total.....	45,000.00	46,412.00	39,695.50

For crop technological investigations, including the study of plant-infesting nematodes (*acts Apr. 18, 1900, vol. 31, pp. 135, 136, secs. 1-5; Aug. 24, 1912, vol. 37, pp. 506, 507, secs. 1-4; May 11, 1926, vol. 44, p. 508*):

\$49,420.00

	Estimated expenditures, 1928 appropriation	Estimated expenditures, 1927 appropriation	Expended and obligated, 1926
Departmental service:			
Salaries—			
Professional and scientific service—			
Grade 5, \$3,200 to \$6,000; average, \$5,600—			
Senior scientist.....	Average— No. 1 Salary \$5,200	Average— No. 1 Salary \$5,200	Average— No. 1 Salary \$5,200
Grade 4, \$3,300 to \$5,000; average, \$4,400—			
Scientist.....	1 3,800	1 3,800	1 3,800
Grade 2, \$2,400 to \$5,000; average, \$2,700—			
Assistant scientist.....	1 2,800	1 2,800	1 2,800
Grade 1, \$1,850 to \$2,400; average, \$2,111.42—			
Junior scientists.....	4 1,875	4 1,875	3½ 1,899
Subprofessional service—			
Grade 6, \$1,860 to \$2,400; average, \$2,111.42—			
Senior laboratory mechanic.....	1 2,300	1 2,300	1 2,300
Grade 5, \$1,680 to \$2,040; average, \$1,860—			
Laboratory mechanic.....	1 2,040	1 2,040	1 2,040
Grade 3, \$1,320 to \$1,680; average, \$1,500—			
Junior scientific aids.....	6 1,420	6 1,420	5½ 1,400
Clerical, administrative, and fiscal service—			
Grade 5, \$1,360 to \$2,400; average, \$2,111.42—			
Senior clerk.....	1 1,860	1 1,860	1 1,860
Grade 2, \$1,320 to \$1,680; average, \$1,500—			
Junior clerk.....			½ 1,440
Total average number of employees.....	16	16	15½
Total salaries, departmental service.....	34,020.00	34,020.00	32,719.03
Field service:			
Salaries and wages—			
Salary range, \$3,000 to \$3,600; average, \$3,300—			
Associate nematologist.....	1 3,100	1 3,100	1 3,100
Salary range, \$2,400 to \$3,000; average, \$2,700—			
Assistant nematologist.....	1 2,600	1 2,600	1 2,600
Total average number of regular employees.....	2	2	2
Total salaries and wages, regular employees.....	5,700	5,700	5,700
Temporary employees at \$600 to \$1,140 per year.....			
Total salaries and wages, temporary employees.....	5 1,380.00	5 1,380.00	5 826.36
Total number of employees.....	7	7	7
Total salaries and wages, field service.....	7,080.00	7,080.00	6,526.36
01 Total personal services.....	41,100.00	41,100.00	39,245.39



*Estimates of appropriations required for the service of the fiscal year ending June 30, 1928—Continued*

General object (title of appropriation), date of acts, references to Statutes at Large, or to Revised Statutes, and estimated amount required for each detailed object				Total amount to be appropriated under each head of appropriation	Amount appropriated for the fiscal year ending June 30, 1927
<i>General Expenses, Bureau of Plant Industry—Continued.</i>					
	Estimated expenditures, 1928 appropriation	Estimated expenditures, 1927 appropriation	Expended and obligated, 1926		
Supplies and materials:					
0200 Stationery and office supplies.....	\$200.00	\$173.00	\$200.26		
0220 Scientific and educational supplies.....	425.00	336.00	641.46		
0230 Fuel.....			220.93		
0280 Sundry supplies.....	850.00	730.00	432.35		
0290 Materials.....	50.00	45.00	60.26		
02 Total supplies and materials.....	1,525.00	1,284.00	1,555.26		
Communication service:					
0500 Telegraph service.....	54.00	52.00	44.00		
0510 Telephone service.....	136.00	124.00	143.95		
0520 Other communication service.....			1.05		
05 Total communication service.....	190.00	176.00	189.00		
Travel expenses:					
0615 Transportation.....	1,700.00	1,475.00	1,545.00		
0616 Subsistence.....	2,110.00	1,877.00	1,644.00		
06 Total travel expenses.....	3,810.00	3,352.00	3,189.00		
07 Transportation of things.....	220.00	190.00	376.29		
Printing, engraving, and lithographing:					
0800 Printing and binding.....			25.00		
0820 Stenographic work, typewriting, multigraphing, and mimeographing.....	15.00	13.00	15.00		
0830 Photographing, and making photos and prints.....	55.00	48.00	60.00		
08 Total printing, engraving, and lithographing.....	70.00	61.00	100.00		
10 Furnishing light, power, water, and electricity.....	35.00	30.00	35.00		
12 Repairs and alterations.....	365.00	348.00	525.00		
13 Special and miscellaneous current expenses.....	1,465.00	1,325.00	1,015.06		
Equipment:					
3010 Furniture, furnishings, and fixtures.....	65.00	60.00	95.60		
3020 Educational, scientific, and recreational equipment.....	425.00	375.00	723.57		
3050 Other equipment.....	150.00	130.00	304.54		
30 Total equipment.....	640.00	565.00	1,123.71		
Reserve.....		989.00			
Total.....	49,420.00	49,420.00	47,353.71		

For studying and testing commercial seeds, including the testing of samples of seeds of grasses, clover, or alfalfa, and lawn-grass seeds secured in the open market, and where such samples are found to be adulterated or misbranded the results of the tests shall be published, together with the names of the persons by whom the seeds were offered for sale, and for carrying out the provisions of the act approved August 24, 1912, entitled "An act to regulate foreign commerce by prohibiting the admission into the United States of certain adulterated grain and seeds unfit for seeding purposes" (Thirty-seventh Statutes at Large, page 506), \$57,298: *Provided*, That not to exceed \$250 of this amount may be used for meeting the share of the United States in the expenses of the International Seed Testing Congress in carrying out plans for correlating the work of the various adhering governments on problems relating to seed analysis or other subjects which the congress may determine to be necessary in the interest of international seed trade (*acts Apr. 18, 1900, vol. 31, pp. 135, 136, secs. 1-5; Aug. 24, 1912, vol. 73, pp. 506, 507, secs. 1-4; May 11, 1926, vol. 44, p. 508*).....

\$57,298.00

*Estimates of appropriations required for the service of the fiscal year ending June 30, 1928—Continued*

General object (title of appropriation), date of acts, references to Statutes at Large, or to Revised Statutes, and estimated amount required for each detailed object				Total amount to be appropriated under each head of appropriation	Amount appropriated for the fiscal year ending June 30, 1927
<i>General Expenses, Bureau of Plant Industry—Continued.</i>					
		Estimated expenditures, 1928 appropriation	Estimated expenditures, 1927 appropriation	Expended and obligated, 1926	
<b>Departmental service—</b>					
Salaries—					
Professional and scientific service—					
Grade 5, \$5,200 to \$6,000; average, \$5,600—					
Senior scientist.....	Average— No. Salary	Average— No. Salary	Average— No. Salary	Average— No. Salary	
Grade 3, \$3,000 to \$3,600; average, \$3,300—	1 \$5,200	1 \$5,200	1 \$5,200	1 \$5,200	
Associate scientists.....	2 3,050	2 3,050	2 3,050	2 3,050	
Grade 2, \$2,400 to \$3,000; average, \$2,700—	3 2,767	3 2,767	2½ 2,528	2½ 2,528	
Assistant scientists.....	6 1,933	6 1,933	6½ 1,939	6½ 1,939	
Grade 1, \$1,860 to \$2,400; average, \$2,111.42—					
Junior scientists.....					
Subprofessional service—					
Grade 2, \$1,140 to \$1,500; average, \$1,320—					
Underscientific helper.....	1 1,500	1 1,500	1 1,500	1 1,500	
Clerical, administrative, and fiscal service—					
Grade 8, \$2,700 to \$3,300; average, \$3,000—					
Administrative assistant.....				½ 2,700	
Grade 2, \$1,320 to \$1,680; average, \$1,500—					
Junior clerk.....	1 1,440	1 1,440	1 1,440	1 1,440	
Grade 1, \$1,140 to \$1,500; average, \$1,320—					
Underclerk.....	½ 1,140	½ 1,140	½ 1,140	½ 1,140	
Total average number of employees.....	14½	14½	14½	14½	
Total salaries, departmental service.....	34,710.00	34,710.00	33,503.33		
<b>Field service:</b>					
Salaries and wages—					
Salary range, \$2,400 to \$3,000; average, \$2,700—					
Assistant botanists.....	2½ 2,409	2½ 2,409	2½ 2,435	2½ 2,435	
Salary range, \$1,860 to \$2,400; average, \$2,111.42—					
Junior botanist.....	1 1,860	1 1,860	½ 1,860	½ 1,860	
Salary range, \$1,680 to \$2,040; average, \$1,860—					
Scientific aid.....			½ 1,860	½ 1,860	
Salary range, \$1,500 to \$1,860; average, \$1,680—					
Assistant scientific aid.....			½ 1,860	½ 1,860	
Total average number of regular employees.....	3½	3½	3	3	
Total salaries and wages, regular employees.....	7,080.00	7,080.00	6,763.34		
Temporary employees at \$1 to \$40 per year.....	66 800.00	66 800.00	68 396.78		
Total salaries and wages, temporary employees.....					
Total number of employees.....	69½	69½	71		
Total salaries and wages, field service.....	7,880.00	7,880.00	7,160.12		
<b>01 Total personal services.....</b>	<b>42,590.00</b>	<b>42,590.00</b>	<b>40,663.45</b>		
Supplies and materials:					
0200 Stationery and office supplies.....	3,218.00	2,078.00	2,450.46		
0220 Scientific and educational supplies.....	5,000.00	5,000.00	5,142.19		
0280 Sundry supplies.....	150.00	150.00	159.15		
0290 Materials.....	50.00	50.00	38.86		
<b>02 Total supplies and materials.....</b>	<b>8,418.00</b>	<b>7,278.00</b>	<b>7,790.66</b>		
Communication service:					
0500 Telegraph service.....	500.00	500.00	506.22		
0510 Telephone service.....	100.00	100.00	105.86		
0520 Other communication service.....	50.00	50.00	40.00		
<b>05 Total communication service.....</b>	<b>650.00</b>	<b>650.00</b>	<b>652.08</b>		
Travel expenses:					
0615 Transportation.....	1,800.00	1,800.00	1,632.66		
0616 Subsistence.....	700.00	700.00	411.26		
<b>06 Total travel expenses.....</b>	<b>2,500.00</b>	<b>2,500.00</b>	<b>2,043.92</b>		
<b>07 Transportation of things.....</b>	<b>200.00</b>	<b>200.00</b>	<b>233.99</b>		
Printing, engraving, and lithographing:					
0820 Stenographic work, typewriting, multigraphing, and mimeographing.....	40.00	40.00	40.07		
0830 Photographing, and making photos and prints.....	60.00	60.00	63.28		
<b>08 Total printing, engraving, and lithographing.....</b>	<b>100.00</b>	<b>100.00</b>	<b>103.35</b>		
<b>11 Other rents.....</b>	<b>540.00</b>	<b>540.00</b>	<b>540.00</b>		
<b>12 Repairs and alterations.....</b>	<b>600.00</b>	<b>600.00</b>	<b>530.45</b>		
<b>13 Special and miscellaneous current expenses.....</b>	<b>500.00</b>	<b>500.00</b>	<b>544.13</b>		
Equipment:					
3010 Furniture, furnishings, and fixtures.....	500.00	500.00	521.13		
3020 Educational, scientific, and recreational equipment.....	500.00	500.00	508.98		
3050 Other equipment.....	200.00	200.00	182.86		
<b>30 Total equipment.....</b>	<b>1,200.00</b>	<b>1,200.00</b>	<b>1,212.97</b>		
Reserve.....		1,140.00			
<b>Total.....</b>	<b>57,298.00</b>	<b>57,298.00</b>	<b>54,315.00</b>		

*Estimates of appropriations required for the service of the fiscal year ending June 30, 1928—Continued*

General object (title of appropriation), date of acts, references to Statutes at Large, or to Revised Statutes, and estimated amount required for each detailed object

Total amount to be appropriated under each head of appropriation

Amount appropriated for the fiscal year ending June 30, 1927

*General Expenses, Bureau of Plant Industry—Continued.*

For the investigation and improvement of cereals, including corn, and methods of cereal production, and for the study and control of cereal diseases, including barberry eradication, and for the investigation of the cultivation and breeding of flax for seed purposes, including a study of flax diseases, and for the investigation and improvement of broomcorn and methods of broomcorn production, **["\$699,340"] \$670,000: Provided, That ["\$375,000"] \$350,000** shall be set aside for the location of and destruction of the barberry bushes and other vegetation from which rust spores originate: *Provided further, That \$75,000 of this amount shall be available for expenditure only when an equal amount shall have been appropriated, subscribed, or contributed by States, counties, or local authorities, or by individuals or organizations, for the accomplishment of such purposes (acts Apr. 18, 1900, vol. 31, pp. 195, 196, secs. 1-5; Aug. 24, 1912, vol. 37, pp. 506, 507, secs. 1-4; May 11, 1926, vol. 44, p. 508)*-----

\$670, 000. 00

	Estimated expenditures, 1928 appropriation		Estimated expenditures, 1927 appropriation		Expended and obligated, 1926	
<b>Departmental service:</b>						
<b>Salaries—</b>						
Professional and scientific service—	<i>Average—</i>		<i>Average—</i>		<i>Average—</i>	
Grade 5, \$5,200 to \$6,000; average, \$5,600—	<i>No.</i>	<i>Salary</i>	<i>No.</i>	<i>Salary</i>	<i>No.</i>	<i>Salary</i>
Senior scientists.....	4	\$5,300	4	\$5,300	3½	\$5,320
Grade 4, \$3,800 to \$5,000; average, \$4,400—						
Scientists.....	7	4,257	7	4,257	7½	4,243
Grade 3, \$3,000 to \$3,600; average, \$3,300—						
Associate scientists.....	12½	3,243	12½	3,243	12½	3,188
Grade 2, \$2,400 to \$3,000; average, \$2,700—						
Assistant scientists.....	3½	2,619	4½	2,968	4½	2,714
Grade 1, \$1,860 to \$2,400; average, \$2,111.42—						
Junior scientists.....	2	1,860	2	1,860		
<b>Subprofessional service—</b>						
Grade 6, \$1,860 to \$2,400; average, \$2,111.42—						
Senior scientific aid.....	1	2,100	1	2,100	1	2,100
Grade 5, \$1,680 to \$2,040; average, \$1,860—						
Scientific aid.....	1	1,860	1	1,860	1	1,860
Grade 2, \$1,140 to \$1,500; average, \$1,320—						
Underscientific helper.....	1½	1,425	1½	1,425	1½	1,396
<b>Clerical, administrative, and fiscal service—</b>						
Grade 7, \$2,400 to \$3,000; average, \$2,700—						
Junior administrative assistant.....	1	2,800	1	2,800	1	2,800
Grade 5, \$1,860 to \$2,400; average, \$2,111.42—						
Senior photographer.....	1	2,300	1	2,300	1	2,300
Senior clerk.....	1	2,200	1	2,200	1	2,200
Grade 4, \$1,680 to \$2,040; average, \$1,860—						
Clerk.....	1½	1,914	1½	1,914	1½	1,876
Grade 3, \$1,500 to \$1,860; average, \$1,680—						
Assistant clerks.....	4½	1,641	4½	1,641	4½	1,587
Grade 2, \$1,320 to \$1,680; average, \$1,500—						
Junior clerk.....	1	1,440	1	1,440	1	1,440
Total average number of employees.....	43		44		41½	
01 Total salaries, departmental service.....		130,407.00		133,407.00		127,534.16
The difference between 1928 and 1927 is due to decrease in force, \$3,000.						
<b>Field service:</b>						
<b>Salaries and wages—</b>						
Salary range, \$3,800 to \$5,000; average, \$4,400—						
Agronomists.....	1½	4,183	1½	4,183	1½	4,235
Pathologists.....	1½	4,107	1½	4,107	1½	3,973
Salary range, \$3,000 to \$3,600; average, \$3,300—						
Associate agronomists.....	8½	3,198	8½	3,198	8	3,075
Associate pathologists.....	17	3,100	17	3,100	15	3,078
Associate physiologist.....	1	3,000	1	3,000	½	3,000
Associate horticulturist.....	1	3,000	1	3,000		
Associate entomologist.....					½	3,300
Associate cytologist.....	1	3,000	1	3,000	1	3,000
Salary range, \$2,400 to \$3,000; average, \$2,700—						
Assistant pathologists.....	7½	2,602	7½	2,602	10	2,606
Assistant agronomists.....	9	2,600	9	2,600	8½	2,618
Assistant horticulturist.....					1	2,400
Salary range, \$1,860 to \$2,400; average, \$2,111.42—						
Junior agronomists.....	3	2,100	3	2,100	3½	2,008
Salary range, \$1,500 to \$1,860; average, \$1,680—						
Assistant clerks.....	8	1,538	8	1,538	5½	1,520
Assistant scientific aid.....					1	1,740
Salary range, \$1,320 to \$1,680; average, \$1,500—						
Junior clerks.....	3	1,340	3	1,340	2½	1,348
Salary range, \$1,140 to \$1,500; average, \$1,320—						
Underclerk.....	1	1,140	1	1,140		
<b>Per diem and other unclassified employees—</b>						
Agents.....	30	1,270	30	1,270	28½	1,236
Unskilled laborers.....	8	1,110	8	1,110	7½	1,117
Total average number of regular employees.....	101½		101½		96½	
Total salaries and wages, regular employees.....		215,525.00		215,525.00		203,354.49
Temporary employees at \$960 to \$1,620 per year.....	280		304		459	
Total salaries and wages, temporary employees.....		114,917.00		124,917.00		126,996.78
Total number of employees.....	381½		405½		554½	
Total salaries and wages, field service.....		330,442.00		340,442.00		330,351.27
Deduct allowances for quarters.....		620.00		620.00		620.00
Net salaries and wages, field service.....		329,822.00		339,822.00		329,731.27
The difference between 1928 and 1927 is due to decrease in temporary force, \$10,000.						
01 Total personal services.....		460,229.00		473,229.00		457,265.43

*Estimates of appropriations required for the service of the fiscal year ending June 30, 1928—Continued*

General object (title of appropriation), date of acts, references to Statutes at Large, or to Revised Statutes, and estimated amount required for each detailed object				Total amount to be appropriated under each head of appropriation	Amount appropriated for the fiscal year ending June 30, 1927
<b>General Expenses, Bureau of Plant Industry—Continued.</b>					
	Estimated expenditures, 1928 appropriation	Estimated expenditures, 1927 appropriation	Expended and obligated, 1926		
Supplies and materials:					
0200 Stationery and office supplies.....	\$4,500.00	\$4,500.00	\$5,918.84		
0220 Scientific and educational supplies.....	4,500.00	4,400.00	4,575.04		
0230 Fuel.....	400.00	400.00	586.08		
0250 Forage and other supplies for animals.....	100.00	100.00	260.72		
0280 Sundry supplies.....	4,000.00	4,000.00	4,243.88		
0290 Materials.....			619.86		
02 Total supplies and materials.....	13,500.00	13,500.00	16,204.40		
04 Subsistence and care of animals, storage and care of vehicles.....	1,200.00	1,000.00	1,188.20		
Communication service:					
0500 Telegraph service.....	700.00	500.00	637.56		
0510 Telephone service.....	700.00	500.00	745.95		
0520 Other communication service.....			5.80		
05 Total communication service.....	1,400.00	1,000.00	1,389.31		
Travel expenses:					
0615 Transportation.....	66,240.00	70,000.00	71,951.01		
0616 Subsistence.....	91,460.00	92,770.00	95,667.05		
06 Total travel expenses.....	157,700.00	162,770.00	167,618.06		
07 Transportation of things.....	2,500.00	2,500.00	3,114.92		
Printing, engraving, and lithographing:					
0820 Stenographic work, typewriting, multigraphing, and mimeographing.....	300.00	300.00	336.06		
0830 Photographing and making photos and prints.....	2,000.00	900.00	1,570.07		
08 Total printing, engraving, and lithographing.....	2,300.00	1,200.00	1,906.13		
09 Advertising and publishing of notices.....			25.26		
10 Furnishing light, power, water, and electricity.....	400.00	400.00	487.63		
11 Other rents.....	51.00	51.00	115.70		
12 Repairs and alterations.....	7,420.00	6,000.00	8,878.85		
13 Special and miscellaneous current expenses.....	4,000.00	4,000.00	4,489.19		
Equipment:					
3010 Furniture, furnishings, and fixtures.....	4,000.00	3,000.00	4,446.86		
3020 Educational, scientific, and recreational equipment.....	3,000.00	1,000.00	1,613.01		
3050 Other equipment.....	10,000.00	9,000.00	8,708.20		
30 Total equipment.....	17,000.00	13,000.00	14,768.07		
32 Nonstructural improvements.....	2,300.00	8,000.00	8,168.98		
Reserve.....		12,690.00			
Total.....	670,000.00	698,340.00	685,620.13		
For the investigation and improvement of tobacco and the methods of tobacco production and handling ( <i>acts Apr. 18, 1900, vol. 31, pp. 135, 136, secs. 1-5; Aug. 24, 1912, vol. 37, pp. 606, 607, secs. 1-4; May 11, 1926, vol. 44, p. 608</i> ).....				\$53,220.00	
	Estimated expenditures, 1928 appropriation	Estimated expenditures, 1927 appropriation	Expended and obligated, 1926		
Departmental service:					
Salaries—					
Professional and scientific service—					
Grade 5, \$5,200 to \$6,000; average, \$5,600—	Average—	Average—	Average—		
Senior scientist.....	No. Salary	No. Salary	No. Salary		
Grade 4, \$3,000 to \$3,600; average, \$3,300—	1½ \$5,400	1½ \$5,400	1½ \$5,400		
Associate scientist.....	1½ 3,200	1½ 3,200	1½ 3,200		
Grade 2, \$2,400 to \$3,000; average, \$2,700—	2 2,500	2 2,500	1½ 2,557		
Assistant scientists.....					
Clerical, administrative, and fiscal service—					
Grade 8, \$2,700 to \$3,300; average, \$3,000—			1½ 3,200		
Associate editor.....					
Total average number of employees.....	3½	3½	3½		
Total salaries, departmental service.....	10,650.00	10,650.00	10,816.66		

*Estimates of appropriations required for the service of the fiscal year ending June 30, 1928—Continued*

General object (title of appropriation), date of acts, references to Statutes at Large, or to Revised Statutes, and estimated amount required for each detailed object

Total amount to be appropriated under each head of appropriation

Amount appropriated for the fiscal year ending June 30, 1927

*General Expenses, Bureau of Plant Industry—Continued.*

	Estimated expenditures, 1928 appropriation	Estimated expenditures, 1927 appropriation	Expended and obligated, 1926
<b>Field service:</b>			
Salaries and wages—	<i>Average—</i>	<i>Average—</i>	<i>Average—</i>
Salary range, \$3,500 to \$5,000; average, \$4,400—	No. Salary	No. Salary	No. Salary
Agonomist.....	1 \$3,800	1 \$3,800	1 \$3,800
Salary range, \$3,000 to \$3,600; average, \$3,300—			
Associate agonomists.....	1 3,000	1 3,000	1 3,000
Salary range, \$2,100 to \$2,700; average, \$2,400—			
Principal scientific aids.....	2 2,400	2 2,400	2 2,400
Salary range, \$1,680 to \$2,040; average, \$1,860—			
Scientific aid.....	1 1,800	1 1,800	1 1,770
Per diem and other unclassified employees—			
Agents.....	8 1,760	7 1,758	6 1,629
Unskilled laborers.....	5 913	4 915	3 783
Total average number of regular employees.....	17 1/2	17 1/2	14 1/2
Total salaries and wages, regular employees.....	30,545.00	30,094.00	25,204.27
Temporary employees at \$900 to \$2,400 per year.....	5	5	10
Total salaries and wages, temporary employees.....	1,785.00	1,973.00	3,408.05
Total number of employees.....	22 1/2	22 1/2	24 1/2
Total salaries and wages, field service.....	32,330.00	32,067.00	28,612.32
The difference between 1928 and 1927 is due to—			
Full time service in 1928.....	\$451		
Decrease in force.....	188		
Net increase.....	263		
01 Total personal services.....	42,980.00	42,717.00	39,428.98
Supplies and materials:			
0200 Stationery and office supplies.....	311.00	311.00	311.78
0220 Scientific and educational supplies.....	1,100.00	900.00	1,110.88
0280 Sundry supplies.....	580.00	580.00	580.07
0290 Materials.....	6.00	6.00	5.63
02 Total supplies and materials.....	1,997.00	1,797.00	2,008.36
Communication service:			
0500 Telegraph service.....	5.00	5.00	4.50
0510 Telephone service.....	32.00	32.00	32.15
05 Total communication service.....	37.00	37.00	36.65
Travel expenses:			
0615 Transportation.....	1,870.00	1,800.00	1,607.30
0616 Subsistence.....	950.00	920.00	820.15
06 Total travel expenses.....	2,820.00	2,720.00	2,427.45
07 Transportation of things.....	145.00	145.00	145.60
08 Printing, engraving, and lithographing.....	72.00	72.00	72.67
10 Furnishing light, power, water, and electricity.....	228.00	226.00	226.61
11 Rents.....	710.00	710.00	585.00
12 Repairs and alterations.....	508.00	408.00	408.30
13 Special and miscellaneous current expenses.....	1,667.00	1,667.00	1,667.48
Equipment:			
3010 Furniture, furnishings, and fixtures.....	311.00	211.00	211.88
3020 Educational, scientific, and recreational equipment.....	1,597.00	1,300.00	1,544.89
3050 Other equipment.....	150.00	150.00	143.41
30 Total equipment.....	2,058.00	1,661.00	1,905.18
Reserve.....		1,060.00	
Total.....	53,220.00	53,220.00	48,912.28

For the breeding and physiological study of alkali-resistant and drought-resistant crops [**\$22,193**] (acts Apr. 18, 1900, vol. 31, pp. 135, 136, secs. 1-5; Aug. 24, 1912 vol. 37, pp. 506, 507, secs. 1-4; May 11, 1926, vol. 44, p. 508) -----

\$22,000.00

	Estimated expenditures, 1928 appropriation	Estimated expenditures, 1927 appropriation	Expended and obligated, 1926
<b>Departmental service:</b>			
Salaries—	<i>Average—</i>	<i>Average—</i>	<i>Average—</i>
Professional and scientific service—	No. Salary	No. Salary	No. Salary
Grade 5, \$5,200 to \$6,000; average, \$5,600—	1 \$5,200	1 \$5,200	1 \$5,200
Senior scientist.....			
Total average number of employees.....	1	1	1
Total salaries, departmental service.....	5,200	5,200	5,200

## Estimates of appropriations required for the service of the fiscal year ending June 30, 1928—Continued

General object (title of appropriation), date of acts, references to Statutes at Large, or to Revised Statutes, and estimated amount required for each detailed object				Total amount to be appropriated under each head of appropriation	Amount appropriated for the fiscal year ending June 30, 1927
<i>General Expenses, Bureau of Plant Industry—Continued.</i>					
	Estimated expenditures, 1928 appropriation	Estimated expenditures, 1927 appropriation	Expended and obligated, 1926		
Field service:					
Salaries and wages—					
Salary range, \$2,100 to \$2,700; average, \$2,400—	Average— No. Salary	Average— No. Salary	Average— No. Salary		
Principal scientific aid	1 2,700	1 2,700	1 2,700		
Salary range, \$1,680 to \$2,040; average, \$1,860—					
Scientific aid	1 2,040	1 2,040	1 2,040		
Salary range, \$1,500 to \$1,860; average, \$1,680—					
Assistant scientific aid	1 1,800	1 1,800	1 1,800		
Head gardener	1 1,740	1 1,740	1 1,740		
Total average number of regular employees	4	4	3 1/2		
Total salaries and wages, regular employees	8,280	8,280	7,985		
Temporary employees, at \$900 to \$1,500 per year	8	8	11		
Total salaries and wages, temporary employees	3,275.00	3,275.00	2,167.13		
Total number of employees	12	12	14 1/2		
Total salaries and wages, field service	11,555.00	11,555.00	10,152.13		
Deduct allowances for quarters	600.00	600.00	600.00		
Net salaries and wages, field service	10,955.00	10,955.00	9,552.13		
01 Total personal services	16,155.00	16,155.00	14,752.13		
Supplies and materials:					
0200 Stationery and office supplies	239.00	275.00	221.25		
0220 Scientific and educational supplies	432.00	432.00	432.02		
0230 Fuel			.96		
0280 Sundry supplies	156.00	156.00	156.26		
0290 Materials	80.00	80.00	80.82		
02 Total supplies and materials	907.00	893.00	891.31		
Communication service:					
0500 Telegraph service	30.00	30.00	32.31		
0510 Telephone service	30.00	30.00	29.23		
0520 Other communication service			.75		
05 Total communication service	60.00	60.00	62.29		
Travel expenses:					
0615 Transportation	2,025.00	2,025.00	2,472.75		
0616 Subsistence	2,150.00	2,086.00	2,805.44		
06 Total travel expenses	4,175.00	4,111.00	5,278.19		
07 Transportation of things	245.00	175.00	177.13		
08 Photographing and making photos and prints			.09		
11 Other rents			20.00		
12 Repairs and alterations	201.00	187.00	244.29		
13 Special and miscellaneous current expenses	132.00	132.00	107.00		
Equipment:					
3010 Furniture, furnishings, and fixtures			3.89		
3020 Educational, scientific, and recreational equipment	125.00	40.00	36.81		
3050 Other equipment			2.35		
30 Total equipment	125.00	40.00	43.05		
Reserve		440.00			
Total	22,000.00	22,193.00	21,575.48		

For sugar-plant investigations, including studies of diseases and the improvement of sugar beets and sugar-beet seed (acts Apr. 18, 1900, vol. 31, pp. 135, 136, secs. 1-5; Aug. 24, 1912, vol. 37, pp. 506, 507, secs. 1-4; May 11, 1926, vol. 44, p. 508)

\$156,695.00

	Estimated expenditures, 1928 appropriation	Estimated expenditures, 1927 appropriation	Expended and obligated, 1926
Departmental service:			
Salaries—			
Professional and scientific service—			
Grade 6, \$6,000 to \$7,500; average, \$6,750—	Average— No. Salary	Average— No. Salary	Average— No. Salary
Director of personnel and business administration	1 \$5,200	1 \$5,200	1 5,200
Grade 5, \$5,200 to \$6,000; average, \$5,600—			
Senior scientist	1 4,000	1 4,000	1 4,000
Grade 4, \$3,800 to \$5,000; average, \$4,400—			
Scientist	3 1/2 3,060	3 1/2 3,060	3 1/2 3,060
Grade 3, \$3,000 to \$3,600; average, \$3,300—			
Associate scientists	2 2,600	2 2,600	2 2,600
Grade 2, \$2,400 to \$3,000; average, \$2,700—			
Assistant scientists			

*Estimates of appropriations required for the service of the fiscal year ending June 30, 1928—Continued*

General object (title of appropriation), date of acts, references to Statutes at Large, or to Revised Statutes, and estimated amount required for each detailed object	Total amount to be appropriated under each head of appropriation		Amount appropriated for the fiscal year ending June 30, 1927
<i>General Expenses, Bureau of Plant Industry—Continued.</i>			
	Estimated expenditures, 1928 appropriation	Estimated expenditures, 1927 appropriation	Expended and obligated, 1926
Departmental service—Continued.			
Salaries—Continued.			
Clerical, administrative, and fiscal service—	Average—	Average—	Average—
Grade 5, \$1,860 to \$2,400; average, \$2,111.42—	No. Salary	No. Salary	No. Salary
Senior clerk.....	1 \$1,920	1 \$1,920	1 \$1,920
Grade 4, \$1,680 to \$2,040; average, \$1,860—			
Clerk.....	1 1,740	1 1,740	1 1,740
Grade 3, \$1,500 to \$1,860; average, \$1,680—			
Assistant clerk.....	1 1,560	1 1,560	1 1,560
Grade 2, \$1,320 to \$1,680; average, \$1,500—			
Junior clerk.....	1 1,440	1 1,440	1 1,440
Grade 1, \$1,140 to \$1,500; average, \$1,320—			
Und clerk.....	1 1,140	1 1,140	1 1,140
Custodial service—			
Grade 2, \$900 to \$1,140; average, \$1,020—			
Assistant messenger.....			1 900
Grade 1, \$600 to \$780; average, \$690—			
Junior messenger.....	1 660	1 660	
Total average number of employees.....	13 1/2	13 1/2	11 1/2
Total salaries, departmental service.....	32,920.00	32,920.00	31,184.00
Field service:			
Salaries and wages—			
Salary range, \$3,900 to \$5,000; average, \$4,400—			
Pathologist.....	1 4,600	1 4,600	1 4,730
Salary range, \$3,000 to \$3,600; average, \$3,300—			
Associate pathologist.....	1 3,600	1 3,600	1 3,300
Associate agronomists.....	3 1/2 3,014	3 1/2 3,014	2 1/2 3,000
Salary range, \$2,400 to \$3,000; average, \$2,700—			
Assistant pathologists.....	2 2,550	2 2,550	1 1/2 2,881
Assistant agronomists.....	2 2,800	2 2,800	2 1/2 2,820
Salary range, \$1,860 to \$2,400; average, \$2,111.42—			
Junior pathologists.....	2 2,060	2 2,060	1 1/2 1,978
Junior entomologist.....			1 1/2 2,100
Per diem and other unclassified employees—			
Agents.....	4 955	4 955	4 955
Unskilled laborers.....	8 984	8 984	6 1/2 950
Total average number of regular employees.....	22 1/2	22 1/2	20
Total salaries and wages, regular employees.....	41,810.00	41,810.00	37,457.29
Temporary employees, at \$300 to \$1,800 per year.....	17	17	30
Total salaries and wages, temporary employees.....	5,720.00	5,720.00	13,057.29
Total number of employees.....	39 1/2	39 1/2	50
Total salaries and wages, field service.....	47,530.00	47,530.00	50,514.58
01 Total personal services.....	80,450.00	80,450.00	81,648.58
Supplies and materials:			
0200 Stationery and office supplies.....	2,400.00	2,400.00	2,378.29
0210 Medical and hospital supplies.....			.70
0220 Scientific and educational supplies.....	2,700.00	2,700.00	2,680.02
0230 Fuel.....		50.00	45.82
0250 Forage and other supplies for animals.....		50.00	53.12
0280 Sundry supplies.....	3,000.00	3,000.00	2,672.36
0290 Materials.....	6,600.00	6,500.00	4,069.85
02 Total supplies and materials.....	14,700.00	14,700.00	11,900.16
04 Subsistence and care of animals.....	250.00	250.00	272.50
Communication service:			
0500 Telegraph service.....	175.00	175.00	173.28
0510 Telephone service.....	300.00	300.00	303.81
0520 Other communication service.....	25.00	25.00	20.52
05 Total communication service.....	500.00	500.00	497.61
Travel expenses:			
0615 Transportation.....	10,500.00	9,500.00	8,305.64
0616 Subsistence.....	9,500.00	8,500.00	6,975.32
06 Total travel expenses.....	20,000.00	18,000.00	15,280.96
07 Transportation of things.....	4,000.00	4,000.00	2,958.66
08 Photographing, and making photos and prints.....	150.00	150.00	150.35
09 Advertising and publishing of notices.....			5.00
10 Furnishing light, power, water, and electricity.....	1,500.00	1,500.00	805.42
Rents:			
1100 Rent of buildings and structures.....	1,200.00	1,200.00	1,150.74
1110 Other rents.....	600.00	600.00	592.75
11 Total rents.....	1,800.00	1,800.00	1,743.49
12 Repairs and alterations.....	3,000.00	3,000.00	2,627.18
13 Special and miscellaneous current expenses.....	13,650.00	12,650.00	12,869.96

*Estimates of appropriations required for the service of the fiscal year ending June 30, 1928—Continued*

General object (title of appropriation), date of acts, references to Statutes at Large, or to Revised Statutes, and estimated amount required for each detailed object				Total amount to be appropriated under each head of appropriation	Amount appropriated for the fiscal year ending June 30, 1927
<i>General Expenses, Bureau of Plant Industry—Continued.</i>					
	Estimated expenditures, 1928 appropriation	Estimated expenditures, 1927 appropriation	Expended and obligated, 1926		
Equipment:					
3010 Furniture, furnishings, and fixtures.....	\$6,000.00	\$5,000.00	\$4,618.43		
3020 Educational, scientific, and recreational equipment.....	2,000.00	2,000.00	1,969.79		
3050 Other equipment.....	5,000.00	5,000.00	4,929.04		
30 Total equipment.....	13,000.00	12,000.00	11,517.26		
32 Other structures.....	3,695.00	3,000.00	15,477.98		
Reserve.....		4,695.00			
Total.....	166,695.00	166,695.00	157,765.11		
For investigation, improvement, and utilization of wild plants and grazing lands, and for determining the distribution of weeds and means of their control <b>["\$35,500"]</b> (acts Apr. 18, 1900, vol. 31, pp. 135, 136, secs. 1-5; Aug. 24, 1912, vol. 37, pp. 506, 507, secs. 1-4; May 11, 1926, vol. 44, p. 508)				\$33,100.00	
	Estimated expenditures, 1928 appropriation	Estimated expenditures, 1927 appropriation	Expended and obligated, 1926		
Departmental service:					
Salaries—					
Professional and scientific service—					
Grade 5, \$5,200 to \$8,000; average, \$5,600—					
Senior scientists.....	Average— No. 2 Salary \$5,300	Average— No. 2 Salary \$5,300	Average— No. 2 Salary \$5,200		
Grade 4, \$3,800 to \$5,000; average, \$4,400—					
Scientist.....	1 3,800	2 3,800	1½ 3,800		
Grade 3, \$3,000 to \$3,600; average, \$3,300—					
Associate scientists.....	2 3,150	2 3,150	1½ 3,175		
Grade 2, \$2,400 to \$3,000; average, \$2,700—					
Assistant scientist.....	½ 2,400	½ 2,400	½ 2,567		
Grade 1, \$1,860 to \$2,400; average, \$2,111.42—					
Junior scientist.....	1 1,860	1 1,860	½ 1,860		
Subprofessional service—					
Grade 6, \$1,860 to \$2,400; average, \$2,111.42—					
Senior scientific aid.....	1 2,100	1 2,100	1 2,100		
Grade 2, \$1,140 to \$1,500; average, \$1,320—					
Underscientific helper.....	½ 1,140	½ 1,140	½ 1,140		
Custodial service—					
Grade 2, \$780 to \$1,140; average, \$960—					
Assistant messenger.....			½ 900		
Total average number of employees.....	7½	8½	7½		
01 Total salaries, departmental service.....	26,060.00	29,860.00	27,159.08		
The difference between 1928 and 1927 is due to decrease in force, \$3,800.					
Supplies and materials:					
0200 Stationery and office supplies.....	400.00	360.00	352.51		
0220 Scientific and educational supplies.....	350.00	352.00	205.17		
0280 Sundry supplies.....	150.00	150.00	111.97		
02 Total supplies and materials.....	900.00	865.00	669.65		
Communication service:					
0500 Telegraph service.....	10.00	10.00	7.14		
0510 Telephone service.....	60.00	55.00	53.83		
05 Total communication service.....	70.00	65.00	60.97		
Travel expenses:					
0615 Transportation.....	1,800.00	1,200.00	1,032.15		
0616 Subsistence.....	800.00	600.00	578.85		
06 Total travel expenses.....	2,600.00	1,800.00	1,611.00		
07 Transportation of things.....	125.00	120.00	114.32		
08 Photographing and making photos and prints.....	125.00	90.00	87.79		
11 Other rents.....	350.00	240.00	138.08		
12 Repairs and alterations.....	725.00	210.00	129.15		
13 Special and miscellaneous current expenses.....	1,740.00	1,120.00	1,013.08		
Equipment:					
3010 Furniture, furnishings, and fixtures.....	300.00	300.00	206.04		
3020 Educational, scientific, and recreational equipment.....	100.00	140.00	40.37		
3050 Other equipment.....	5.00	10.00	9.54		
30 Total equipment.....	405.00	450.00	255.95		
Reserve.....		710.00			
Total.....	33,100.00	35,600.00	31,239.07		



*Estimates of appropriations required for the service of the fiscal year ending June 30, 1928—Continued*

General object (title of appropriation), date of acts, references to Statutes at Large, or to Revised Statutes, and estimated amount required for each detailed object				Total amount to be appropriated under each head of appropriation	Amount appropriated for the fiscal year ending June 30, 1927
<b>General Expenses, Bureau of Plant Industry—Continued.</b>					
For the investigation and improvement of methods of crop production under subhumid, semiarid, or dry-land conditions, \$199,330: <i>Provided</i> , That the limitations in this act as to the cost of farm buildings shall not apply to this paragraph: <i>Provided further</i> , That no part of this appropriation shall be used in the free distribution or propagation for free distribution of cuttings, seedlings, or trees of willow, box elder, ash, caragana, or other common varieties of fruit, ornamental, or shelter-belt trees in the northern Great Plains area except for experimental or demonstration purposes in the States of North and South Dakota, and in Montana and Wyoming east of the five-thousand-foot contour line: <i>Provided further</i> , That no part of this appropriation shall be used for the establishment of any new field station (acts Apr. 18, 1900, vol. 31, pp. 135, 136, secs. 1-5; Aug. 24, 1912, vol. 37, pp. 506, 507, secs. 1-4; May 11, 1926, vol. 44, p. 508) ---					
				\$199,330.00	
	Estimated expenditures, 1928 appropriation	Estimated expenditures, 1927 appropriation	Expended and obligated, 1926		
<b>Departmental service:</b>					
Salaries—					
Professional and scientific service—					
Grade 6, \$6,000 to \$7,500; average, \$6,750—					
Director of personal and business administration	No. Salary	No. Salary	No. Salary		
Grade 5, \$5,200 to \$6,000; average, \$5,600—					
Senior scientist	1 \$5,600	1 \$5,600	1 5,443		\$6,000
Grade 4, \$3,800 to \$5,000; average, \$4,400—					
Scientist	1 4,000	1 4,000	1 4,000		
Grade 2, \$2,400 to \$3,000; average, \$2,700—					
Assistant scientist			1 2,400		
Clerical, administrative, and fiscal service—					
Grade 2, \$1,320 to \$1,680; average, \$1,500—					
Junior clerk	1 1,440	1 1,440			
Grade 1, \$1,140 to \$1,500; average, \$1,320—					
Underclerk			1 1,140		
Custodial service—					
Grade 1, \$600 to \$780; average, \$690—					
Junior messenger			1 720		
Total average number of employees	2 1/2	2 1/2	3 1/2		
Total salaries, departmental service	10,600.00	10,600.00	12,293.17		
<b>Field service:</b>					
Salaries and wages—					
Salary range, \$5,200 to \$6,000; average, \$5,600—					
Senior agriculturist	1 5,200	1 5,200	1 5,158		
Salary range, \$3,800 to \$5,000; average, \$4,400—					
Agriculturist	1 4,600	1 4,600	1 4,600		
Salary range, \$3,000 to \$3,600; average, \$3,300—					
Associate agronomists	19 3,305	19 3,305	19 3,305		
Associate physiologist	1 3,200	1 3,200	1 3,200		
Salary range, \$1,860 to \$2,400; average, \$2,111.42—					
Junior agronomist	1 1,800	1 1,800	1 1,880		
Senior scientific aids	2 2,300	2 2,300	2 2,200		
Senior clerk	1 2,200	1 2,200	1 2,200		
Per diem and other unclassified employees—					
Agents	2 3,200	2 3,200	2 3,192		
Unskilled laborers	15 1,770	15 1,770	10 1,372		
Total average number of regular employees	42 1/2	42 1/2	38 1/2		
Total salaries and wages, regular employees	110,414.00	110,414.00	104,604.04		
Temporary employees at \$480 to \$2,500 per year	84	84	95		
Total salaries and wages, temporary employees	43,105.00	43,105.00	47,909.27		
Total number of employees	126 1/2	126 1/2	133 1/2		
Total salaries and wages, field service	153,519.00	153,519.00	152,513.31		
Deduct allowances for quarters	6,581.00	6,581.00	6,558.00		
Net salaries and wages, field service	146,938.00	146,938.00	145,955.31		
01 Total personal services	157,538.00	157,538.00	158,248.48		
Supplies and materials:					
0200 Stationery and office supplies	975.00	975.00	970.28		
0210 Medical and hospital supplies			.80		
0220 Scientific and educational supplies	400.00	400.00	385.32		
0230 Fuel	3,850.00	3,100.00	3,838.80		
0250 Forage and other supplies for animals	900.00	900.00	887.82		
0280 Sundry supplies	2,196.00	2,196.00	2,075.24		
0290 Materials	500.00	500.00	580.51		
02 Total supplies and materials	8,821.00	8,071.00	8,738.77		
04 Subsistence and care of animals	100.00	108.00	112.00		
Communication service:					
0500 Telegraph service	125.00	125.00	127.95		
0510 Telephone service	475.00	475.00	470.75		
0520 Other communication service	40.00	40.00	44.35		
05 Total communication service	640.00	640.00	643.05		

## Estimates of appropriations required for the service of the fiscal year ending June 30, 1928—Continued

General object (title of appropriation), date of acts, references to Statutes at Large, or to Revised Statutes, and estimated amount required for each detailed object	Total amount to be appropriated under each head of appropriation	Amount appropriated for the fiscal year ending June 30, 1927
--	--	--

## General Expenses, Bureau of Plant Industry—Continued.

	Estimated expenditures, 1928 appropriation	Estimated expenditures, 1927 appropriation	Expended and obligated, 1926
Travel expenses:			
0615 Transportation.....	\$5,300.00	\$5,300.00	\$4,770.30
0616 Subsistence.....	3,200.00	3,200.00	2,917.89
06 Total travel expenses.....	8,500.00	8,500.00	7,688.19
07 Transportation of things.....	1,150.00	1,150.00	1,146.43
Printing, engraving and lithographing:			
0820 Stenographic work, typewriting, multigraphing, and mimeographing.....	20.00	20.00	19.25
0830 Photographing, and making photos and prints.....	40.00	40.00	39.00
08 Total printing, engraving and lithographing.....	60.00	60.00	58.25
10 Furnishing light, power, water, and electricity.....	1,550.00	1,550.00	1,544.06
11 Other rents.....	156.00	156.00	506.00
12 Repairs and alterations.....	10,300.00	8,500.00	8,458.22
13 Special and miscellaneous current expenses.....	800.00	800.00	803.68
Equipment:			
3000 Passenger-carrying vehicles.....	440.00		439.75
3010 Furniture, furnishings, and fixtures.....	1,000.00	1,000.00	1,043.33
3020 Educational, scientific, and recreational equipment.....	50.00	50.00	32.12
3040 Livestock.....	875.00	875.00	868.00
3050 Other equipment.....	6,500.00	5,500.00	5,570.82
30 Total equipment.....	8,865.00	7,425.00	7,954.02
Structures and parts:			
3210 Other structures.....	150.00	150.00	1,440.02
3220 Nonstructural improvements.....	700.00	700.00	733.31
32 Total structures and parts.....	850.00	850.00	2,173.33
Reserve.....		3,990.00	
Total.....	199,330.00	199,330.00	198,069.48

For investigations in connection with western irrigation agriculture, the utilization of lands reclaimed under the reclamation act, and other areas in the arid and semiarid regions (*acts Apr. 18, 1900, vol. 31, pp. 185, 186, secs. 1-5; Aug. 24, 1912, vol. 37, pp. 506, 507, secs. 1-4; May 11, 1926, vol. 44, p. 508*)

\$107,475.00

	Estimated expenditures, 1928 appropriation	Estimated expenditures, 1927 appropriation	Expended and obligated, 1926
Departmental service:			
Salaries—			
Professional and scientific service—			
Grade 5, \$5,200 to \$8,000; average, \$5,600—	<i>Average—</i>	<i>Average—</i>	<i>Average—</i>
Senior scientist.....	No. 1 Salary \$5,600	No. 1 Salary \$5,600	No. 1 Salary \$5,200
Clerical, administrative, and fiscal service—			
Grade 5, \$1,860 to \$2,400; average, \$2,111.42—			
Senior clerk.....	1 2,200	1 2,200	1 2,200
Grade 3, \$1,500 to \$1,860; average, \$1,680—			
Assistant clerk.....	1 1,740	1 1,740	1 1,740
Total average number of employees.....	3	3	3
Total salaries, departmental service.....	0,540	9,540	9,200
Field service:			
Salaries and wages—			
Salary range, \$3,000 to \$3,600; average, \$3,300—			
Associate biochemist.....	1 3,000	1 3,000	1 3,000
Associate agronomists.....	5†† 3,171	5†† 3,171	5†† 3,171
Salary range, \$2,400 to \$3,000; average, \$2,700—			
Assistant agronomist.....	1 2,500	1 2,500	1 2,500
Chief scientific aid.....	1 2,600	1 2,600	1 2,600
Salary range, \$1,860 to \$2,400; average, \$2,111.42—			
Junior agronomists.....	2 2,250	2 2,250	2 2,186
Junior pomologist.....	1 2,000	1 2,000	1 2,000
Senior clerk.....	1 2,200	1 2,200	† 2,200
Salary range, \$1,680 to \$2,040; average, \$1,860—			
Clerk.....	1 1,680	1 1,680	† 1,680
Salary range, \$1,500 to \$1,860; average, \$1,680—			
Assistant mechanic.....	1 1,800	1 1,800	1 1,800
Assistant clerk.....	1 1,560	1 1,560	1† 1,577
Salary range, \$1,140 to \$1,500; average, \$1,320—			
Underclerk.....			† 1,140

*Estimates of appropriations required for the service of the fiscal year ending June 30, 1928—Continued*

General object (title of appropriation), date of acts, references to Statutes at Large, or to Revised Statutes, and estimated amount required for each detailed object				Total amount to be appropriated under each head of appropriation	Amount appropriated for the fiscal year ending June 30, 1927
<i>General Expenses, Bureau of Plant Industry—Continued.</i>					
	Estimated expenditures, 1928 appropriation	Estimated expenditures, 1927 appropriation	Expended and obligated, 1926		
Field service—Continued.					
Salaries and wages—Continued.					
Per diem and other unclassified employees—	<i>Average—</i>	<i>Average—</i>	<i>Average—</i>		
Unskilled laborers.....	No. Salary	No. Salary	No. Salary		
Caretaker and mess cooks.....	11 \$1,298	11 \$1,298	9 1/2 \$1,249		
Agent.....	6 690	6 690	5 1/2 678		
Collaborating clerks.....	1 1,260	1 1,260	2 1/2 297		
	5 300	5 300			
Total average number of regular employees.....	38 1/2	38 1/2	33 1/2		
Total salaries and wages, regular employees.....	61,520.00	61,520.00	56,001.34		
Temporary employees at \$420 to \$1,320 per year.....	56	56	60		
Total salaries and wages, temporary employees.....	14,685.00	14,685.00	18,393.07		
Total number of employees.....	94 1/2	94 1/2	93 1/2		
Total salaries and wages, field service.....	76,205.00	76,205.00	74,394.41		
Deduct allowances for quarters.....	3,810.00	3,810.00	3,510.00		
Net salaries and wages, field service.....	72,395.00	72,395.00	70,884.41		
01 Total personal services.....	81,935.00	81,935.00	80,084.41		
Supplies and materials:					
0200 Stationery and office supplies.....	650.00	625.00	700.06		
0210 Medical and hospital supplies.....	50.00	45.00	49.55		
0220 Scientific and educational supplies.....	380.00	360.00	378.99		
0230 Fuel.....	1,650.00	1,550.00	1,622.82		
0250 Forage and other supplies for animals.....	340.00	300.00	320.02		
0280 Sundry supplies.....	2,350.00	2,100.00	2,454.01		
0290 Materials.....	725.00	680.00	1,116.04		
02 Total supplies and materials.....	6,145.00	5,660.00	6,641.49		
04 Subsistence and care of animals.....	82.00	75.00	81.70		
Communication service:					
0500 Telegraph service.....	55.00	45.00	53.04		
0510 Telephone service.....	340.00	300.00	329.30		
0520 Other communication service.....	25.00	20.00	22.55		
05 Total communication service.....	420.00	365.00	405.19		
Travel expenses:					
0615 Transportation.....	3,400.00	2,900.00	2,809.13		
0616 Subsistence.....	1,400.00	1,200.00	1,411.97		
06 Total travel expenses.....	4,800.00	4,100.00	4,221.10		
07 Transportation of things.....	1,605.00	1,600.00	1,603.10		
08 Photographing and making photos and prints.....	25.00	20.00	26.45		
10 Furnishing light, power, water, and electricity.....	570.00	525.00	691.79		
11 Rent of buildings and structures.....	16.00	15.00	14.50		
12 Repairs and alterations.....	5,300.00	5,000.00	5,660.57		
13 Special and miscellaneous current expenses.....	150.00	140.00	144.87		
Equipment:					
3010 Furniture, furnishings, and fixtures.....	1,375.00	1,000.00	1,365.81		
3020 Educational, scientific, and recreational equipment.....	55.00	50.00	57.72		
3040 Livestock.....	22.00	20.00	23.00		
3050 Other equipment.....	2,400.00	2,300.00	2,745.28		
30 Total equipment.....	3,852.00	3,370.00	4,191.81		
Structures and parts:					
3210 Other structures.....	1,800.00	1,800.00	1,867.66		
3220 Nonstructural improvements.....	775.00	720.00	769.81		
32 Total structures and parts.....	2,575.00	2,520.00	2,637.47		
Reserve.....		2,150.00			
Total.....	107,475.00	107,475.00	106,404.45		

*Estimates of appropriations required for the service of the fiscal year ending June 30, 1928—Continued*

General object (title of appropriation), date of acts, references to Statutes at Large, or to Revised Statutes, and estimated amount required for each detailed object				Total amount to be appropriated under each head of appropriation	Amount appropriated for the fiscal year ending June 30, 1927
<b>General Expenses, Bureau of Plant Industry—Continued.</b> For the investigation, improvement, encouragement, and determination of the adaptability to different soils and climatic conditions of pecans, almonds, Persian walnuts, black walnuts, hickory nuts, butternuts, chestnuts, filberts, and other nuts, and for methods of growing, harvesting, packing, shipping, storing, and utilizing the same (acts Apr. 18, 1900, vol. 31, pp. 135, 136, secs. 1-5; Aug. 24, 1912, vol. 37, pp. 506, 507, secs. 1-4; May 11, 1926, vol. 44, p. 508)-----				\$27,300.00	
	Estimated expenditures, 1928 appropriation	Estimated expenditures, 1927 appropriation	Expended and obligated, 1926		
<b>Departmental service:</b>					
Salaries—					
Professional and scientific service—					
Grade 5, \$5,200 to \$6,000; average, \$5,600—	Average—	Average—	Average—		
Senior scientist.....	No. Salary	No. Salary	No. Salary		
Grade 3, \$3,000 to \$3,600; average, \$3,300—	1 3,500	1 3,500	1 3,332		
Associate scientist.....	1 2,700	1 2,700	1 2,700		
Grade 2, \$2,400 to \$3,000; average, \$2,700—					
Assistant scientist.....	1 1,860	1 1,860	1 1,860		
Subprofessional service—					
Grade 4, \$1,500 to \$1,860; average, \$1,680—	1 2,700	1 2,700	1 2,700		
Junior library assistant.....	1 1,560	1 1,560	1 1,560		
Clerical, administrative, and fiscal service—					
Grade 7, \$2,400 to \$3,000; average, \$2,700—					
Junior administrative assistant.....					
Grade 3, \$1,500 to \$1,860; average, \$1,680—					
Assistant clerk.....					
Total average number of employees.....	2 7/8	2 7/8	3 1/8		
Total salaries, departmental service.....	7,013.00	7,013.00	8,718.16		
<b>Field service:</b>					
Salaries and wages—					
Salary range, \$3,000 to \$3,600; average, \$3,300—	1 3,200	1 3,200	1 3,100		
Associate pomologist.....	1 2,900	1 2,900	1 2,900		
Salary range, \$2,400 to \$3,000; average, \$2,700—					
Assistant pomologist.....	1 1,560	1 1,560	1 1,560		
Salary range, \$1,500 to \$1,860; average, \$1,680—					
Assistant clerk.....					
Salary range, \$1,320 to \$1,680; average, \$1,500—					
Junior clerk.....					
Per diem and other unclassified employees—					
Agent.....	2 1/8 1,080	2 1/8 1,080	1 7/8 1,080		
Unskilled laborers.....					
Total average number of regular employees.....	5	5	5 5/8		
Total salaries and wages, regular employees.....	9,019.00	9,019.00	9,957.17		
Temporary employees at \$720 to \$1,000 per year.....	2	2	1		
Total salaries and wages, temporary employees.....	1,130.00	1,130.00	549.40		
Total number of employees.....	7	7	6 5/8		
Total salaries and wages, field service.....	10,149.00	10,149.00	10,506.57		
Deduct allowances for quarters.....	100.00	100.00	100.00		
Net salaries and wages, field service.....	10,049.00	10,049.00	10,406.57		
<b>01 Total personal services.....</b>	<b>17,062.00</b>	<b>17,062.00</b>	<b>19,124.73</b>		
Supplies and materials:					
0200 Stationery and office supplies.....	350.00	350.00	298.73		
0220 Scientific and educational supplies.....	900.00	900.00	900.24		
0230 Fuel.....	500.00	500.00	389.80		
0280 Sundry supplies.....	500.00	500.00	311.38		
0290 Materials.....	25.00	25.00	22.29		
<b>02 Total supplies and materials.....</b>	<b>2,275.00</b>	<b>2,275.00</b>	<b>1,922.44</b>		
Communication service:					
0500 Telegraph service.....	12.00	12.00	11.69		
0510 Telephone service.....	180.00	180.00	176.87		
0520 Other communication service.....	4.00	4.00	3.44		
<b>05 Total communication service.....</b>	<b>196.00</b>	<b>196.00</b>	<b>192.00</b>		
Travel expenses:					
0615 Transportation.....	2,200.00	2,200.00	2,105.13		
0616 Subsistence.....	1,100.00	1,100.00	1,050.83		
<b>06 Total travel expenses.....</b>	<b>3,300.00</b>	<b>3,300.00</b>	<b>3,155.96</b>		
Transportation of things.....	200.00	200.00	193.92		
08 Photographing and making photos and prints.....	40.00	40.00	38.01		
11 Rent of buildings and structures.....	210.00	210.00	210.00		
12 Repairs and alterations.....	500.00	500.00	492.97		
13 Special and miscellaneous current expenses.....	1,917.00	1,367.00	731.42		
Equipment:					
3010 Furniture, furnishings, and fixtures.....	200.00	200.00	111.90		
3020 Educational, scientific, and recreational equipment.....	400.00	400.00	315.16		
3050 Other equipment.....	1,000.00	1,000.00	56.95		
<b>30 Total equipment.....</b>	<b>1,600.00</b>	<b>1,600.00</b>	<b>484.01</b>		
<b>32 Other structures.....</b>			<b>16.08</b>		
Reserve.....		550.00			
<b>Total.....</b>	<b>27,300.00</b>	<b>27,300.00</b>	<b>26,561.54</b>		

*Estimates of appropriations required for the service of the fiscal year ending June 30, 1928—Continued*

General object (title of appropriation), date of acts, references to Statutes at Large, or to Revised Statutes, and estimated amount required for each detailed object

Total amount to be appropriated under each head of appropriation

Amount appropriated for the fiscal year ending June 30, 1927

*General Expenses, Bureau of Plant Industry—Continued.*

For the investigation and improvement of fruits, and the methods of fruit growing, harvesting, handling, and studies of the physiological and related changes of fruits and vegetables during the processes of marketing and while in commercial storage (*acts Apr. 18, 1900, vol. 31, pp. 185, 196, secs. 1-5; Aug. 24, 1912, vol. 37, pp. 506, 507, secs. 1-4; May 11, 1926, vol. 44, p. 508*)

\$159,000.00

	Estimated expenditures, 1928 appropriation	Estimated expenditures, 1927 appropriation	Expended and obligated, 1926
Departmental service:			
Salaries—			
Professional and scientific service—			
Grade 5, \$5,200 to \$6,000; average, \$5,600—			
Senior scientist.....	No. 1 Salary \$5,200	No. 1 Salary \$5,200	No. 1 Salary \$5,200
Grade 4, \$3,800 to \$5,000; average, \$4,400—			
Scientists.....	4½ 4,388	4½ 4,388	4½ 4,071
Grade 3, \$3,000 to \$3,600; average, \$3,300—			
Associate scientists.....	5½ 3,327	5½ 3,327	5½ 3,272
Grade 1, \$1,860 to \$2,400; average, \$2,111.42—			
Junior scientists.....	2 2,100	2 2,100	1½ 1,920
Subprofessional service—			
Grade 8, \$2,400 to \$3,000; average, \$2,700—			
Chief scientific illustrator.....	1 2,400	1 2,400	½ 2,400
Grade 6, \$1,860 to \$2,400; average, \$2,111.42—			
Library assistant.....	½ 1,860	½ 1,860	½ 1,920
Grade 4, \$1,500 to \$1,860; average, \$1,680—			
Junior library assistant.....	½ 1,860	½ 1,860	½ 1,860
Clerical, administrative, and fiscal service—			
Grade 7, \$2,400 to \$3,000; average, \$2,700—			
Junior administrative assistant.....	½ 2,700	½ 2,700	½ 2,700
Grade 2, \$1,320 to \$1,680; average, \$1,500—			
Junior clerk.....	1 1,320	1 1,320	½ 1,320
Custodial service—			
Grade 3, \$1,020 to \$1,260; average, \$1,080—			
Senior laborer.....	1½ 1,080	1½ 1,080	1½ 1,080
Total average number of employees.....	15½	15½	15½
Total salaries, departmental service.....	49,750.00	49,750.00	46,541.15
Field service:			
Salaries and wages—			
Salary range, \$5,200 to \$6,000; average, \$5,600—			
Senior physiologist.....	1 5,200	1 5,200	1½ 5,200
Salary range, \$3,800 to \$5,000; average, \$4,400—			
Pomologist.....	1 4,000	1 4,000	1 4,000
Salary range, \$3,000 to \$3,600; average, \$3,300—			
Associate pomologists.....	5 3,180	4 3,225	4 3,125
Associate botanist.....	1 3,600	1 3,600	1 3,600
Associate physiologists.....	2 3,050	2 3,050	1 3,000
Associate horticulturist.....	½ 3,000	½ 3,000	½ 3,000
Salary range, \$2,400 to \$3,000; average, \$2,700—			
Assistant pomologist.....	1 2,700	1 2,700	1 2,600
Assistant physiologist.....	1 2,600	1 2,600	1½ 2,661
Assistant marketing specialist.....	1 2,400	1 2,400	½ 2,400
Salary range, \$1,860 to \$2,400; average, \$2,111.42—			
Junior physiologist.....	2 1,860	2 1,860	1 1,860
Junior pomologists.....	1 1,860	1 1,860	1 1,860
Junior marketing inspector.....	1 2,100	1 2,100	1½ 2,100
Senior scientific aid.....	2 1,770	2 1,770	½ 1,680
Salary range, \$1,680 to \$2,040; average, \$1,860—			
Scientific aids.....	1½ 1,520	1½ 1,520	1 1,520
Salary range, \$1,500 to \$1,860; average, \$1,680—			
Assistant clerk.....	1½ 1,520	1½ 1,520	1 1,520
Per diem and other unclassified employees—			
Collaborator.....	1 12	1 12	1 12
Unskilled laborers.....	4 1,317	4 1,317	3½ 1,211
Total average number of regular employees.....	25½	24½	19
Total salaries and wages, regular employees.....	62,178.00	59,178.00	46,876.14
Temporary employees at \$720 to \$2,400 per year.....	17	17	20
Total salaries and wages, temporary employees.....	10,573.00	10,879.00	8,194.58
Total number of employees.....	42½	41½	39
Total salaries and wages, field service.....	72,751.00	70,057.00	55,070.72
The difference between 1928 and 1927 is due to—			
Increase in regular force.....	\$3,000		
Decrease in temporary force.....	306		
Net increase.....	2,694		
01 Total personal services.....	122,501.00	119,807.00	101,611.87
Supplies and materials:			
0200 Stationery and office supplies.....	800.00	800.00	1,268.90
0220 Scientific and educational supplies.....	3,500.00	3,500.00	3,553.66
0230 Fuel.....	300.00	300.00	568.88
0250 Forage and other supplies for animals.....	10.00	10.00	31.59
0280 Sundry supplies.....	1,400.00	1,000.00	2,404.91
0290 Materials.....	200.00	200.00	230.00
02 Total supplies and materials.....	6,210.00	5,810.00	8,058.03
04 Subsistence and care of animals.....			2.61

## Estimates of appropriations required for the service of the fiscal year ending June 30, 1928—Continued

General object (title of appropriation), date of acts, references to Statutes at Large, or to Revised Statutes, and estimated amount required for each detailed object	Total amount to be appropriated under each head of appropriation	Amount appropriated for the fiscal year ending June 30, 1927
--	--	--

## General Expenses, Bureau of Plant Industry—Continued.

	Estimated expenditures, 1928 appropriation	Estimated expenditures, 1927 appropriation	Expended and obligated, 1926
Communication service:			
0600 Telegraph service.....	\$200.00	\$200.00	\$244.50
0610 Telephone service.....	600.00	600.00	688.19
0620 Other communication service.....	50.00	50.00	89.51
06 Total communication service.....	850.00	850.00	1,022.20
Travel expenses:			
0615 Transportation.....	10,500.00	10,500.00	10,737.17
0616 Subsistence.....	7,500.00	7,500.00	7,676.65
06 Total travel expenses.....	18,000.00	18,000.00	18,413.82
07 Transportation of things.....	1,000.00	1,000.00	1,261.88
Printing, engraving, and lithographing:			
0820 Stenographic work, typewriting, multigraphing, and mimeographing.....	20.00	20.00	21.25
0830 Photographing, and making photos and prints.....	400.00	400.00	460.41
08 Total printing, engraving, and lithographing.....	420.00	420.00	481.66
10 Furnishing light, power, water, and electricity.....	900.00	900.00	1,116.31
Rents:			
1100 Rent of buildings and structures.....	800.00	800.00	865.00
1110 Other rents.....	400.00	400.00	514.25
11 Total rents.....	1,200.00	1,200.00	1,379.25
12 Repairs and alterations.....	1,200.00	1,200.00	1,683.89
13 Special and miscellaneous current expenses.....	1,279.00	3,693.00	5,033.08
Equipment:			
3010 Furniture, furnishings, and fixtures.....	800.00	800.00	1,280.78
3020 Educational, scientific, and recreational equipment.....	600.00	600.00	693.39
3050 Other equipment.....	3,000.00	3,000.00	3,944.85
30 Total equipment.....	4,400.00	4,400.00	5,919.02
Structures and parts:			
3210 Other structures.....	1,000.00	1,000.00	1,274.67
3220 Nonstructural improvements.....	40.00	40.00	46.20
32 Total structures and parts.....	1,040.00	1,040.00	1,320.87
Reserve.....		680.00	
Total.....	159,000.00	159,000.00	147,304.39

To cultivate and care for the gardens and grounds of the Department of Agriculture in the city of Washington, including the upkeep and lighting of the grounds and the construction, surfacing, and repairing of roadways and walks; and to erect, manage, and maintain conservatories, greenhouses, and plant and fruit propagating houses on the grounds of the Department of Agriculture in the city of Washington (acts Apr. 18, 1900, vol. 31, pp. 135, 136, secs. 1-5; Aug. 24, 1912, vol. 37, pp. 506, 507, secs. 1-4; May 11, 1926, vol. 44, p. 508) -----

\$14,500.00

	Estimated expenditures, 1928 appropriation	Estimated expenditures, 1927 appropriation	Expended and obligated, 1926
Departmental service:			
Salaries—			
Subprofessional service—			
Grade 4, \$1,500 to \$1,860; average, \$1,680—	Average—	Average—	Average—
Head gardeners.....	No. 2 Salary \$1,650	No. 2 Salary \$1,650	No. 1 1/2 Salary \$1,436
Grade 2, \$1,140 to \$1,500; average, \$1,380—			
Assistant gardener.....	1 1,140	1 1,140	
Clerical, administrative and fiscal service—			
Grade 3, \$1,500 to \$1,860; average, \$1,680—			
Assistant clerk.....			A 1,680
Custodial service—			
Grade 6, \$1,500 to \$1,860; average, \$1,680—			
Mechanic.....			A 1,800
Grade 5, \$1,320 to \$1,680; average, \$1,500—			
Junior mechanic.....			A 1,320
Total number of employees.....	3	3	2
Total salaries, departmental service.....	4,440.00	4,440.00	2,856.50

*Estimates of appropriations required for the service of the fiscal year ending June 30, 1928—Continued*

General object (title of appropriation), date of acts, references to Statutes at Large, or to Revised Statutes, and estimated amount required for each detailed object	Total amount to be appropriated under each head of appropriation	Amount appropriated for the fiscal year ending June 30, 1927
--	--	--

*General Expenses, Bureau of Plant Industry—Continued.*

	Estimated expenditures, 1928 appropriation	Estimated expenditures, 1927 appropriation	Expended and obligated, 1926
Supplies and materials:			
0200 Stationery and office supplies.....	\$125.00	\$125.00	\$120.91
0220 Scientific and educational supplies.....	260.00	500.00	336.55
0230 Fuel.....	15.00	15.00	15.61
0250 Forage and other supplies for animals.....	400.00	400.00	569.58
0280 Sundry supplies.....	200.00	200.00	100.38
0290 Materials.....	100.00	300.00	161.20
02 Total supplies and materials.....	1,100.00	1,540.00	1,304.23
04 Subsistence and care of animals.....	100.00	100.00	104.50
Communication service:			
0500 Telegraph service.....	10.00	10.00	
0510 Telephone service.....	65.00	65.00	66.25
05 Total communication service.....	75.00	75.00	66.25
07 Transportation of things.....	1,200.00	1,200.00	1,187.95
09 Advertising and publishing of notices.....			6.80
10 Furnishing light, power, water, and electricity.....	2,814.00	2,814.00	2,814.00
12 Repairs and alterations.....	3,900.00	2,300.00	5,401.37
13 Special and miscellaneous current expenses.....	95.00	100.00	4.45
Equipment:			
3010 Furniture, furnishings, and fixtures.....	26.00	60.00	43.00
3020 Educational, scientific, and recreational equipment.....	50.00	96.00	135.66
3050 Other equipment.....	300.00	585.00	
30 Total equipment.....	376.00	741.00	178.66
32 Nonstructural improvements.....	700.00	900.00	883.09
Reserve.....		290.00	
Total.....	14,500.00	14,500.00	14,807.80

For horticultural investigations, including the study of producing and harvesting truck and related crops, including potatoes, and studies of the physiological and related changes of vegetables while in the processes of marketing and in commercial storage, and the study of landscape and vegetable gardening, floriculture, and related subjects, **["\$88,000"]** (acts Apr. 18, 1900, vol. 31, pp. 135, 136, secs. 1-5; Aug. 24, 1912, vol. 37, pp. 506, 507, secs. 1-4; May 11, 1926, vol. 44, p. 508) --

\$95,500.00

	Estimated expenditures, 1928 appropriation	Estimated expenditures, 1927 appropriation	Expended and obligated, 1926
Departmental service:			
Salaries—			
Professional and scientific service—			
Grade 5, \$5,200 to \$6,000; average, \$5,600—			
Senior scientist.....	Average— No. 1 Salary \$5,200	Average— No. 1 Salary \$5,200	Average— No. 1 Salary \$5,200
Grade 4, \$3,800 to \$5,000; average, \$4,400—			
Scientists.....	3 4,067	3 4,067	3 3,940
Grade 3, \$3,000 to \$3,600; average, \$3,300—			
Associate scientists.....	5 3,100	5 3,100	5 3,084
Grade 2, \$2,400 to \$3,000; average, \$2,700—			
Assistant scientists.....	3 2,567	3 2,567	1 2,756
Grade 1, \$1,860 to \$2,400; average, \$2,111.42—			
Junior scientists.....	3 2,120	2 2,250	2 2,200
Subprofessional service—			
Grade 4, \$1,500 to \$1,860; average, \$1,680—			
Junior library assistant.....	1 1,860	1 1,860	1 1,860
Clerical, administrative, and fiscal service—			
Grade 7, \$2,400 to \$3,000; average, \$2,700—			
Junior administrative assistant.....	1 2,700	1 2,700	1 2,700
Custodial service—			
Grade 3, \$1,020 to \$1,260; average, \$1,140—			
Senior laborer.....	1 1,140	1 1,140	
Total number of employees.....	16	15	13
Total salaries, departmental service.....	46,153.00	44,293.00	41,196.84
The difference between 1928 and 1927 is due to increase in force, \$1,860.			
Field service:			
Salaries and wages—			
Salary range, \$3,000 to \$3,600; average, \$3,300—			
Associate horticulturist.....	1 3,400	1 3,400	1 3,400
Salary range, \$1,680 to \$2,040; average, \$1,860—			
Scientific aid.....	1 1,800	1 1,800	1 1,697
Mechanic.....	1 2,000	1 2,000	1 1,920

*Estimates of appropriations required for the service of the fiscal year ending June 30, 1928—Continued*

General object (title of appropriation), date of acts, references to Statutes at Large, or to Revised Statutes, and estimated amount required for each detailed object				Total amount to be appropriated under each head of appropriation	Amount appropriated for the fiscal year ending June 30, 1927
<i>General Expenses, Bureau of Plant Industry—Continued.</i>					
	Estimated expenditures, 1928 appropriation	Estimated expenditures, 1927 appropriation	Expended and obligated, 1926		
Field service—Continued.					
Salaries and wages—Continued.					
Salary range, \$1,320 to \$1,680; average, \$1,500—	Average— No. Salary	Average— No. Salary	Average— No. Salary		
Junior clerk.....	1 \$1,380	1 \$1,380	1 \$1,380		
Gardener.....	1 1,620	1 1,620	1 1,620		
Per diem and other unclassified employees—					
Agent.....	1 1,500	1 1,500	1 1,500		
Collaborators.....	2 16	2 16	2 16		
Unskilled laborers.....	3 1,415	3 1,415	2 1,443		
Total average number of regular employees.....	11	11	9 1/2		
Total salaries and wages, regular employees.....	15,977.00	15,977.00	14,210.92		
Temporary employees at \$1 to \$1,500 per year.....	18	18	19		
Total salaries and wages, temporary employees.....	11,478.00	11,478.00	9,229.10		
Total number of employees.....	29	29	28 1/2		
Total salaries and wages, field service.....	27,455.00	27,455.00	23,440.02		
Deduct allowances for quarters.....	396.00	396.00	396.00		
Net salaries and wages, field service.....	27,059.00	27,059.00	23,044.02		
01 Total personal services.....	73,212.00	71,352.00	64,239.86		
Supplies and materials:					
0200 Stationery and office supplies.....	900.00	560.00	562.98		
0220 Scientific and educational supplies.....	1,500.00	700.00	763.94		
0230 Fuel.....	20.00	10.00	14.89		
0250 Forage and other supplies for animals.....	25.00	25.00	33.85		
0280 Sundry supplies.....	1,500.00	600.00	1,416.32		
0290 Materials.....	200.00	100.00	180.26		
02 Total supplies and materials.....	4,145.00	1,995.00	2,972.24		
04 Subsistence and care of animals.....	5.00	2.00	2.00		
Communication service:					
0500 Telegraph service.....	75.00	50.00	55.07		
0510 Telephone service.....	300.00	210.00	212.86		
0520 Other communication service.....			.30		
05 Total communication service.....	375.00	260.00	268.23		
Travel expenses:					
0615 Transportation.....	5,000.00	4,800.00	4,850.16		
0616 Subsistence.....	3,000.00	2,450.00	2,460.04		
06 Total travel expenses.....	8,000.00	7,250.00	7,310.20		
07 Transportation of things.....	900.00	600.00	820.56		
08 Photographings, and making photos and prints.....	30.00	30.00	33.86		
10 Furnishing light, power, water, and electricity.....	500.00	400.00	425.81		
11 Other rents.....	352.00	352.00	255.00		
12 Repairs and alterations.....	600.00	300.00	573.69		
13 Special and miscellaneous current expenses.....	3,631.00	2,949.00	5,249.53		
Equipment:					
3010 Furniture, furnishings, and fixtures.....	600.00	300.00	593.10		
3020 Educational, scientific, and recreational equipment.....	1,200.00	700.00	1,164.32		
3050 Other equipment.....	500.00	300.00	470.42		
30 Total equipment.....	2,300.00	1,300.00	2,227.84		
Structures and parts:					
3210 Other structures.....	100.00	400.00	63.69		
3220 Nonstructural improvements.....	350.00	50.00	1,458.24		
32 Total structures and parts.....	450.00	450.00	1,521.93		
Reserve.....		760.00			
Total.....	95,500.00	88,000.00	85,901.75		



*Estimates of appropriations required for the service of the fiscal year ending June 30, 1928—Continued*

General object (title of appropriation), date of acts, references to Statutes at Large, or to Revised Statutes, and estimated amount required for each detailed object	Total amount to be appropriated under each head of appropriation		Amount appropriated for the fiscal year ending June 30, 1927
<i>General Expenses, Bureau of Plant Industry—Continued.</i> For investigating, in cooperation with States or privately owned nurseries, methods of propagating fruit trees, ornamental and other plants, the study of stocks used in propagating such plants and methods of growing stocks, for the purpose of providing American sources of stocks, cuttings, or other propagating materials ( <i>acts Apr. 18, 1900, vol. 31, pp. 135, 136, secs. 1-5; Aug. 24, 1912, vol. 37, pp. 506, 507, secs. 1-4; May 11, 1926, vol. 44, p. 508</i> )-----			
	\$20,000.00		
	Estimated expenditures, 1928 appropriation	Estimated expenditures, 1927 appropriation	Expended and obligated, 1926
Departmental service:			
Salaries—			
Professional and scientific service—	Average—	Average—	Average—
Grade 5, \$5,200 to \$6,000; average, \$5,600—	No. Salary	No. Salary	No. Salary
Senior scientist.....	1 \$5,200	1 \$5,200	1 \$5,200
Grade 3, \$3,000 to \$3,600; average, \$3,300—			
Associate scientist.....	1 3,100	1 3,100	1 3,100
Subprofessional service—			
Grade 4, \$1,500 to \$1,960; average, \$1,680—			
Junior library assistant.....	1 1,860	1 1,860	1 1,860
Clerical, administrative, and fiscal service—			
Grade 7, \$2,400 to \$3,000; average, \$2,700—			
Junior administrative assistant.....	1 2,700	1 2,700	1 2,700
Total average number of employees.....	1 3,913.00	1 3,913.00	1 3,525.84
Total salaries, departmental service.....			
Field service:			
Salaries and wages—			
Salary range, \$3,800 to \$5,000; average, \$4,400—			
Pomologist.....	1 4,000	1 4,000	1 4,000
Salary range, \$2,400 to \$3,000; average, \$2,700—			
Assistant pomologist.....	1 2,600	1 2,600	1 2,400
Salary range, \$1,860 to \$2,400; average, \$2,111.42—			
Junior pomologist.....			1 2,400
Senior scientific aid.....			1 2,200
Per diem and other unclassified employees—			
Agent.....	1 1,080	1 1,080	1 1,080
Unskilled laborers.....	2 1,260	2 1,260	1 1,384
Total average number of regular employees.....	4 9,659.00	4 9,659.00	4 9,633.64
Total salaries and wages, regular employees.....			
Temporary employees at \$720 to \$1,200 per year.....	3	3	4
Total salaries and wages, temporary employees.....	2,700.00	2,700.00	2,301.47
Total number of employees.....	7 12,359.00	7 12,359.00	8 11,935.11
Total salaries and wages, field service.....			
Deduct allowances for quarters.....	200.00	200.00	200.00
Net salaries and wages, field service.....	12,159.00	12,159.00	11,735.11
01 Total personal services.....	16,072.00	16,072.00	15,260.95
Supplies and materials:			
0200 Stationery and office supplies.....	20.00	20.00	22.66
0220 Scientific and educational supplies.....	100.00	100.00	136.43
0250 Forage and other supplies for animals.....	50.00	50.00	51.38
0280 Sundry supplies.....	150.00	150.00	209.73
0290 Materials.....	200.00	200.00	237.63
02 Total supplies and materials.....	520.00	520.00	658.13
Communication service:			
0500 Telegraph service.....	12.00	12.00	12.17
0510 Telephone service.....	30.00	30.00	32.60
05 Total communication service.....	42.00	42.00	44.77
Travel expenses:			
0615 Transportation.....	580.00	580.00	589.04
0616 Subsistence.....	125.00	125.00	127.75
06 Total travel expenses.....	705.00	705.00	716.79
07 Transportation of things.....	180.00	180.00	194.36
10 Furnishing light, power, water, and electricity.....	500.00	500.00	570.09
11 Other rents.....	130.00	130.00	130.00
12 Repairs and alterations.....	100.00	100.00	244.62
13 Special and miscellaneous current expenses.....	1,411.00	1,011.00	673.79
Equipment:			
3010 Furniture, furnishings, and fixtures.....	35.00	35.00	37.85
3020 Educational, scientific, and recreational equipment.....	5.00	5.00	1.77
3050 Other equipment.....	100.00	100.00	207.79
30 Total equipment.....	140.00	140.00	247.41
Structures and parts:			
3210 Other structures.....	200.00	200.00	916.88
3220 Nonstructural improvements.....			47.50
32 Total structures and parts.....	200.00	200.00	964.38
Reserve.....		400.00	
Total.....	20,000.00	20,000.00	19,705.20

*Estimates of appropriations required for the service of the fiscal year ending June 30, 1928—Continued*

General object (title of appropriation), date of acts, references to Statutes at Large, or to Revised Statutes, and estimated amount required for each detailed object				Total amount to be appropriated under each head of appropriation	Amount appropriated for the fiscal year ending June 30, 1927
<b>General Expenses, Bureau of Plant Industry—Continued.</b>					
For continuing the necessary improvements to establish and maintain a general experiment farm and agricultural station on the Arlington estate, in the State of Virginia, in accordance with the provisions of the act of Congress approved April 18, 1900, \$27,000: <i>Provided, That the limitations in this act as to the cost of farm buildings shall not apply to this paragraph (acts Apr. 18, 1900, vol. 81, pp. 135, 136, secs. 1-5; Aug. 24, 1912, vol. 37, pp. 506, 507, secs. 1-4; May 11, 1926, vol. 44, p. 508)</i> -----				\$27, 000. 00	
	Estimated expenditures, 1928 appropriation		Estimated expenditures, 1927 appropriation	Expended and obligated, 1926	
<b>Field service:</b>	<i>Average—</i>		<i>Average—</i>	<i>Average—</i>	
Salaries and wages—	No.	Salary	No.	Salary	
Senior scientist.....				\$5, 200	
Salary range, \$5,200 to \$6,000; average, \$5,600—					
Horticulturist and superintendent in charge.....	1	\$4, 400	1	4, 400	
Salary range, \$3,900 to \$5,000; average, \$4,400—					
Associate horticulturist.....	1	3, 000	1	3, 000	
Salary range, \$3,000 to \$3,600; average, \$3,300—					
Mechanics.....	2	1, 945	2	1, 940	
Salary range, \$1,680 to \$2,040; average, \$1,860—					
Head gardener.....				1, 500	
Salary range, \$1,500 to \$1,860; average, \$1,680—					
Gardeners.....	3	1, 320	3	1, 320	
Total number of employees.....	7		7	5 1/4	
Total salaries and wages, field service.....		15, 250. 00		11, 781. 52	
Deduct allowances for quarters.....		400. 00		400. 00	
<b>01 Net salaries and wages, field service.....</b>		<b>14, 850. 00</b>		<b>11, 381. 52</b>	
Supplies and materials:					
0200 Stationery and office supplies.....		60. 00		66. 46	
0210 Medical and hospital supplies.....		20. 00		18. 00	
0220 Scientific and educational supplies.....		200. 00		271. 42	
0230 Fuel.....		2, 000. 00		2, 112. 54	
0250 Forage.....		750. 00		120. 14	
0280 Sundry supplies.....		2, 085. 00		2, 369. 17	
0290 Materials.....		900. 00		1, 097. 11	
<b>02 Total supplies and materials.....</b>		<b>6, 015. 00</b>		<b>6, 054. 84</b>	
Communication service:					
0500 Telegraph service.....		5. 00		5. 00	
0510 Telephone service.....		265. 00		265. 00	
<b>05 Total communication service.....</b>		<b>270. 00</b>		<b>265. 00</b>	
Travel expenses:					
0615 Transportation.....		25. 00		25. 00	
0616 Subsistence.....		25. 00		25. 00	
<b>06 Total travel expenses.....</b>		<b>50. 00</b>		<b>50. 00</b>	
Transportation of things.....		400. 00		1, 412. 80	
10 Furnishing light, power, water, and electricity.....		600. 00		579. 90	
12 Repairs and alterations.....		2, 570. 00		3, 193. 68	
13 Special and miscellaneous current expenses.....		25. 00		7. 50	
Equipment:					
3000 Passenger-carrying vehicles.....			3, 000. 00		
3010 Furniture, furnishings, and fixtures.....		60. 00	60. 00	176. 44	
3020 Educational, scientific, and recreational equipment.....		10. 00	10. 00	19. 55	
3040 Livestock.....		600. 00		580. 00	
3050 Other equipment.....		800. 00	800. 00	1, 470. 83	
<b>30 Total equipment.....</b>		<b>1, 470. 00</b>	<b>3, 870. 00</b>	<b>2, 246. 82</b>	
Structures and parts:					
3210 Other structures.....		700. 00	700. 00	1, 191. 36	
3220 Nonstructural improvements.....		50. 00	50. 00	71. 58	
<b>32 Total structures and parts.....</b>		<b>750. 00</b>	<b>750. 00</b>	<b>1, 262. 94</b>	
Reserve.....			810. 00		
<b>Total.....</b>		<b>27, 000. 00</b>	<b>27, 000. 00</b>	<b>26, 406. 00</b>	

*Estimates of appropriations required for the service of the fiscal year ending June 30, 1928—Continued*

General object (title of appropriation), date of acts, references to Statutes at Large, or to Revised Statutes, and estimated amount required for each detailed object	Total amount to be appropriated under each head of appropriation		Amount appropriated for the fiscal year ending June 30, 1927
<b>General Expenses, Bureau of Plant Industry—Continued.</b> For investigations in foreign seed and plant introduction, including the study, collection, purchase, testing, propagation, and distribution of rare and valuable seeds, bulbs, trees, shrubs, vines, cuttings, and plants from foreign countries and from our possessions, and for experiments with reference to their introduction and cultivation in this country ( <i>acts Apr. 18, 1900, vol. 31, pp. 135, 136, secs. 1-5; Aug. 24, 1912, vol. 37, pp. 506, 507, secs. 1-4; May 11, 1926, vol. 44, p. 508</i> )--			
	\$143,000.00		
	Estimated expenditures, 1928 appropriation	Estimated expenditures, 1927 appropriation	Expended and obligated, 1926
Departmental service:			
Salaries—			
Professional and scientific service—	Average—	Average—	Average—
Grade 5, \$5,200 to \$6,000; average, \$5,600—	No. 2 Salary \$5,200	No. 2 Salary \$5,200	No. 1½ Salary \$5,200
Senior scientists.....			
Grade 4, \$3,800 to \$5,000; average, \$4,400—	4 3,900	4 3,900	4 3,850
Scientists.....			
Grade 3, \$3,000 to \$3,600; average, \$3,300—	2 3,150	2 3,150	1½ 3,185
Associate scientists.....			
Grade 2, \$2,400 to \$3,000; average, \$2,700—	2 2,400	2 2,400	1 2,625
Assistant scientists.....			
Grade 1, \$1,860 to \$2,400; average, \$2,111.42—			
Junior scientist.....			½ 2,400
Subprofessional service—			
Grade 6, \$1,860 to \$2,400; average, \$2,111.42—			
Senior scientific aid.....			1 2,300
Grade 5, \$1,680 to \$2,040; average, \$1,860—	1 1,860	1 1,860	1 1,800
Scientific aid.....			
Grade 4, \$1,500 to \$1,860; average, \$1,680—	1 1,860	1 1,860	1 1,860
Head gardener.....			
Grade 2, \$1,140 to \$1,500; average, \$1,320—	1 1,260	1 1,260	1 1,230
Under scientific helper.....			
Clerical, administrative, and fiscal service—			
Grade 6, \$2,100 to \$2,700; average, \$2,400—			
Principal clerk.....	1 2,500	1 2,500	1 2,500
Grade 2, \$1,320 to \$1,680; average, \$1,500—			
Junior clerk.....			½ 1,320
Grade 1, \$1,140 to \$1,500; average, \$1,320—	1 1,440	1 1,440	½ 1,320
Under photographer.....	1 1,140	1 1,140	
Underclerk.....			
Total average number of employees.....	16	16	15½
Total salaries, departmental service.....	47,160.00	47,160.00	45,558.38
Field service—			
Salaries and wages—			
Salary range, \$3,000 to \$3,600; average, \$3,300—			
Associate horticulturists.....	2 3,000	2 3,000	1½ 3,000
Salary range, \$2,400 to \$3,000; average, \$2,700—			
Superintendents.....	2 2,850	2 2,850	2½ 2,844
Salary range, \$2,100 to \$2,700; average, \$2,400—			
Superintendents.....	3 2,567	3 2,567	2½ 2,622
Salary range, \$1,860 to \$2,400; average, \$2,111.42—			
Senior plant propagators.....	2 1,860	2 1,860	½ 1,860
Senior scientific aids.....	2 2,160	2 2,160	2½ 2,193
Senior clerk.....	1 2,200	1 2,200	½ 2,200
Junior pomologist.....	1 1,860	1 1,860	
Salary range, \$1,680 to \$2,040; average, \$1,860—			
Scientific aid.....			½ 1,731
Salary range, \$1,500 to \$1,860; average, \$1,680—			
Assistant scientific aids.....	2 1,560	2 1,560	½ 1,560
Head gardener.....	1 1,560	1 1,560	½ 1,560
Assistant clerk.....			½ 1,500
Salary range, \$1,320 to \$1,680; average, \$1,500—			
Junior scientific aid.....	1 1,500	1 1,500	1 1,500
Per diem and other unclassified employees—			
Agricultural explorer.....	1 1,500	1 1,500	1 2,261
Collaborator.....	1 300	1 300	1 300
Unskilled laborers.....	17 1,206	17 1,206	10½ 1,111
Total average number of regular employees.....	36	36	24½
Total salaries and wages, regular employees.....	59,957.00	59,957.00	43,725.95
Temporary employees at \$900 to \$1,620 per year.....	8	8	15
Total salaries and wages, temporary employees.....	6,000.00	6,000.00	8,852.12
Total number of employees.....	44	44	39½
Total salaries and wages, field service.....	65,957.00	65,957.00	52,578.07
Deduct allowances for quarters.....	2,500.00	2,500.00	2,015.00
Net salaries and wages, field service.....	63,457.00	63,457.00	50,563.07
1 Total personal services.....	110,617.00	110,617.00	96,121.45
Supplies and materials:			
0200 Stationery and office supplies.....	2,462.00	2,462.00	2,456.57
0220 Scientific and educational supplies.....	1,525.00	1,525.00	1,582.14
0230 Fuel.....	1,476.00	1,476.00	1,481.81
0250 Forage and other supplies for animals.....	300.00	300.00	334.96
0280 Sundry supplies.....	4,550.00	4,550.00	4,335.77
0290 Materials.....	900.00	900.00	865.48
2 Total supplies and materials.....	11,213.00	11,213.00	11,266.73
Subsistence and care of animals.....	75.00	75.00	83.00

*Estimates of appropriations required for the service of the fiscal year ending June 30, 1928—Continued*

General object (title of appropriation), date of acts, references to Statutes at Large, or to Revised Statutes, and estimated amount required for each detailed object

Total amount to be appropriated under each head of appropriation

Amount appropriated for the fiscal year ending June 30, 1927

*General Expenses, Bureau of Plant Industry—Continued.*

	Estimated expenditures, 1928 appropriation	Estimated expenditures, 1927 appropriation	Expended and obligated, 1926
Communication service:			
0500 Telegraph service.....	\$84.00	\$84.00	\$84.06
0510 Telephone service.....	1,125.00	1,125.00	1,124.64
0520 Other communication service.....	10.00	10.00	13.13
05 Total communication service.....	1,219.00	1,219.00	1,221.83
Travel expenses:			
0615 Transportation.....	5,000.00	5,000.00	5,828.57
0616 Subsistence.....	1,850.00	1,850.00	1,969.74
06 Total travel expenses.....	6,850.00	6,850.00	7,798.31
07 Transportation of things.....	2,000.00	2,000.00	2,599.46
Printing, engraving, and lithographing:			
0820 Stenographic work, typewriting, multigraphing, and mimeographing.....	100.00	100.00	112.33
0830 Photographing, and making photos and prints.....	75.00	75.00	62.01
08 Total printing, engraving, and lithographing.....	175.00	175.00	174.34
10 Furnishing light, power, water, and electricity.....	875.00	875.00	883.21
11 Other rents.....	66.00	66.00	78.50
12 Repairs and alterations.....	4,340.00	4,340.00	6,988.87
13 Special and miscellaneous current expenses.....	300.00	300.00	398.75
Equipment:			
3010 Furniture, furnishings, and fixtures.....	860.00	860.00	1,709.55
3020 Educational, scientific, and recreational equipment.....			24.73
3050 Other equipment.....	1,550.00	1,550.00	4,317.95
30 Total equipment.....	2,410.00	2,410.00	6,052.23
Structures and parts:			
3210 Other structures.....	1,430.00		5,807.59
3220 Nonstructural improvements.....	1,430.00		4,842.53
32 Total structures and parts.....	2,860.00		10,650.12
Reserve.....		2,860.00	
Total.....	143,000.00	143,000.00	144,306.80

For the purchase, propagation, testing, and distribution of new and rare seeds; for the investigation and improvement of grasses, alfalfa, clover, and other forage crops, including the investigation of the utilization of cacti and other dry-land plants, [\$98,000] (acts Apr. 18, 1900, vol. 31, pp. 135, 136, secs. 1-5; Aug. 24, 1912, vol. 37, pp. 506, 507, secs. 1-4; May 11, 1926, vol. 44, p. 508)

\$100,000.00

	Estimated expenditures, 1928 appropriation	Estimated expenditures, 1927 appropriation	Expended and obligated, 1926
FORAGE CROPS			
Departmental service:			
Salaries—			
Professional and scientific service—			
Grade 5, \$5,200 to \$6,000; average, \$5,600—	Average—	Average—	Average—
Senior scientists	No. 2 Salary \$5,400	No. 2 Salary \$5,400	No. 1½ Salary \$5,544
Grade 4, \$3,800 to \$5,000; average, \$4,400—			
Scientists	4 4,150	4 4,150	3½ 4,053
Grade 3, \$3,000 to \$3,600; average, \$3,300—			
Associate scientist	1 3,200	1 3,200	1½ 3,336
Grade 2, \$2,400 to \$3,000; average, \$2,700—			
Assistant scientists	2 2,600	1 2,800	1 2,800
Subprofessional service—			
Grade 6, \$1,800 to \$2,400; average, \$2,111.42—			
Senior scientific aid	1 2,100	1 2,100	1 2,100
Clerical, administrative, and fiscal service—			
Grade 7, \$2,400 to \$3,000; average, \$2,700—			
Junior administrative assistant	1 2,800	1 2,800	1 2,800
Grade 4, \$1,680 to \$2,040; average, \$1,860—			
Clerk	1 1,740	1 1,740	1 1,740
Grade 3, \$1,500 to \$1,860; average, \$1,680—			
Assistant clerks	2 1,620	2 1,620	1½ 1,604
Grade 1, \$1,140 to \$1,500; average, \$1,320—			
Underclerk			½ 1,140
Unclassified (office laborer)	1 300	1 300	½ 300
Total number of employees.....	14	13	13½
Total salaries, departmental service.....	45,980.00	43,580.00	39,897.87
The difference between 1928 and 1927 is due to increase in force, \$2,400.			

*Estimates of appropriations required for the service of the fiscal year ending June 30, 1928—Continued*

General object (title of appropriation), date of acts, references to Statutes at Large, or to Revised Statutes, and estimated amount required for each detailed object				Total amount to be appropriated under each head of appropriation	Amount appropriated for the fiscal year ending June 30, 1927
<i>General Expenses, Bureau of Plant Industry—Continued.</i>					
	Estimated expenditures, 1928 appropriation	Estimated expenditures, 1927 appropriation	Expended and obligated, 1926		
<b>FORAGE CROPS—continued</b>					
Field service:					
Salaries and wages—	Average—	Average—	Average—		
Salary range, \$3,000 to \$3,600; average, \$3,300—	No. Salary	No. Salary	No. Salary		
Associate agronomists.....	3 \$3,133	3 \$3,133	3 \$3,067		
Salary range, \$2,400 to \$3,000; average, \$2,700—					
Assistant agronomists.....	4 2,500	4 2,500	3½ 2,495		
Salary range, \$1,860 to \$2,400; average, \$2,111.42—					
Junior agronomist.....	1 1,860	1 1,860	1½ 1,860		
Salary range, \$1,680 to \$2,040; average, \$1,860—					
Scientific aids.....	2 1,890	2 1,890	1½ 1,860		
Per diem and other unclassified employees—					
Agents.....	4 1,078	4 1,078	5½ 1,207		
Unskilled laborers.....	2 650	2 650	2½ 720		
Total average number of regular employees.....	16	18	14½		
Total salaries and wages, regular employees.....	28,907.00	28,907.00	30,429.99		
Temporary employees at \$720 to \$1,500 per year	25	25	40		
Total salaries and wages, temporary employees.....	4,935.00	4,935.00	14,313.16		
Total number of employees.....	41	45	54½		
Total salaries and wages, field service.....	33,842.00	33,842.00	44,743.15		
Deduct allowances for quarters.....	500.00	500.00	500.00		
Net salaries and wages, field service.....	33,342.00	33,342.00	44,243.15		
01 Total personal services.....	79,322.00	76,922.00	84,141.02		
Supplies and materials:					
0200 Stationery and office supplies.....	500.00	500.00	901.20		
0220 Scientific and educational supplies.....	1,000.00	1,000.00	2,576.64		
0230 Fuel.....	100.00	100.00	100.52		
0250 Forage and other supplies for animals.....	50.00	50.00	47.45		
0280 Sundry supplies.....	500.00	500.00	21,860.19		
0290 Materials.....	25.00	25.00	22.95		
02 Total supplies and materials.....	2,175.00	2,175.00	25,508.95		
04 Subsistence and care of animals.....	100.00	100.00	110.48		
Communication service:					
0500 Telegraph service.....	76.00	76.00	75.48		
0510 Telephone service.....	1,075.00	1,075.00	1,075.04		
0520 Other communication service.....	10.00	10.00	9.50		
05 Total communication service.....	1,161.00	1,161.00	1,160.02		
Travel expenses:					
0615 Transportation.....	5,750.00	5,500.00	5,499.86		
0616 Subsistence.....	2,650.00	2,400.00	2,334.67		
06 Total travel expenses.....	8,400.00	7,900.00	7,834.53		
07 Transportation of things.....	800.00	800.00	4,189.34		
Printing, engraving, and lithographing:					
0820 Stenographic work, typewriting, multigraphing, and mimeographing.....	25.00	25.00	1.25		
0830 Photographing, and making photos and prints.....	100.00	100.00	114.39		
08 Total printing, engraving, and lithographing.....	125.00	125.00	115.64		
10 Furnishing light, power, water, and electricity.....	126.00	126.00	125.99		
11 Other rents.....	2,231.00	1,731.00	1,225.01		
12 Repairs and alterations.....	700.00	700.00	1,401.68		
13 Special and miscellaneous current expenses.....	1,480.00	900.00	4,717.23		
Equipment:					
3010 Furniture, furnishings, and fixtures.....	500.00	500.00	1,299.03		
3020 Educational, scientific, and recreational equipment.....	500.00	500.00	320.86		
3040 Live stock.....			385.00		
3060 Other equipment.....	2,000.00	2,000.00	2,413.67		
30 Total equipment.....	3,000.00	3,000.00	4,388.76		
Structures and parts:					
3210 Other structures.....	200.00	200.00	293.62		
3220 Nonstructural improvements.....	200.00	200.00	237.86		
32 Total structures and parts.....	400.00	400.00	531.48		
Reserve.....		1,960.00			
Total.....	100,000.00	98,000.00	135,664.08		

*Estimates of appropriations required for the service of the fiscal year ending June 30, 1928—Continued*

General object (title of appropriation), date of acts, references to Statutes at Large, or to Revised Statutes, and estimated amount required for each detailed object				Total amount to be appropriated under each head of appropriation	Amount appropriated for the fiscal year ending June 30, 1927
<b>General Expenses, Bureau of Plant Industry—Continued.</b>					
	Estimated expenditures, 1928 appropriation	Estimated expenditures, 1927 appropriation	Expended and obligated, 1926		
<b>NAIL HEAD RUST</b>					
Departmental service:					
Salaries—					
Professional and scientific service—					
Grade 5, \$5,200 to \$6,000; average, \$5,600—	Average—	Average—	Average—		
Senior scientist.....	No. Salary	No. Salary	No. Salary		
Grade 4, \$3,500 to \$5,000; average, \$4,400—					
Scientist.....					
Grade 3, \$3,000 to \$3,600; average, \$3,300—					
Associate scientist.....					
Grade 2, \$2,400 to \$3,000; average, \$2,700—					
Assistant scientist.....					
Total number of employees.....					
Total salaries, departmental service.....				1½	3,716.67
Field service:					
Salaries and wages—					
Salary range, \$2,400 to \$3,000; average, \$2,700—					
Associate pathologist.....				1½	3,300.00
Total average number of regular employees.....				1½	
Total salaries and wages, regular employees.....					550.00
Temporary employees at \$1,320 per year.....				3	
Total salaries and wages, temporary employees.....					620.07
Total number of employees.....				3½	
Total salaries and wages, field service.....					1,370.07
01 Total personal services.....					5,086.74
Supplies and materials:					
0200 Stationery and office supplies.....					10.14
0220 Scientific and educational supplies.....					647.39
0280 Sundry supplies.....					270.51
0290 Materials.....					99.78
02 Total supplies and materials.....					1,027.82
Communication service:					
0500 Telegraph service.....					2.70
0520 Other communication service.....					1.50
05 Total communication service.....					4.20
Travel expenses:					
0615 Transportation.....					910.34
0616 Subsistence.....					808.61
06 Total travel expenses.....					1,718.95
07 Transportation of things.....					240.91
12 Repairs and alterations.....					93.79
13 Special and miscellaneous current expenses.....					391.15
Equipment:					
3000 Passenger-carrying vehicles.....					55.64
3020 Educational, scientific, and recreational equipment.....					66.08
3050 Other equipment.....					25.59
30 Total equipment.....					147.31
32 Other structures.....					185.00
Total.....					8,895.87

*Estimates of appropriations required for the service of the fiscal year ending June 30, 1928—Continued*

General object (title of appropriation), date of acts, references to Statutes at Large, or to Revised Statutes, and estimated amount required for each detailed object	Total amount to be appropriated under each head of appropriation		Amount appropriated for the fiscal year ending June 30, 1927
<i>General Expenses, Bureau of Plant Industry—Continued.</i> For biophysical investigations in connection with the various lines of work herein authorized ( <i>acts Apr. 18, 1900, vol. 31, pp. 185, 186, secs. 1-5; Aug. 24, 1912, vol. 37, pp. 506, 507, secs. 1-4; May 11, 1926, vol. 44, p. 508</i> )-----			
	\$33,952.00		
	Estimated expenditures, 1928 appropriation	Estimated expenditures, 1927 appropriation	Expended and obligated, 1926
Departmental service:			
Salaries—			
Professional and scientific service—			
Grade 5, \$5,200 to \$6,000; average, \$5,600—	Average—	Average—	Average—
Senior scientist.....	No. 1 Salary \$5,200	No. 1 Salary \$5,200	No. 1 Salary \$5,200
Grade 3, \$3,000 to \$3,600; average, \$3,300—			
Associate scientists.....	2 3,100	2 3,100	2 3,000
Grade 2, \$2,400 to \$3,000; average, \$2,700—			
Assistant scientists.....	3 2,800	3 2,800	3 2,800
Subprofessional service—			
Grade 6, \$1,860 to \$2,400; average, \$2,111.42—			
Senior laboratory mechanic.....	1 2,000	1 2,000	1 2,000
Grade 4, \$1,500 to \$1,960; average, \$1,680—			
Assistant scientific aid.....	1 1,740	1 1,740	1 1,740
Clerical, administrative, and fiscal service—			
Grade 4, \$1,680 to \$2,040; average, \$1,860—			
Clerk.....	1 1,920	1 1,920	1 1,830
Grade 3, \$1,500 to \$1,860; average, \$1,680—			
Assistant clerk.....	1 1,500	1 1,500	1 1,500
Grade 2, \$1,320 to \$1,680; average, \$1,500—			
Junior operative.....			1 1,380
Grade 1, \$1,140 to \$1,500; average, \$1,320—			
Underclerk.....	1 1,140	1 1,140	1 1,140
Total number of employees.....	10 1/2	10 1/2	10 1/2
Total salaries, departmental service.....	27,500.00	27,500.00	27,040.00
Field service:			
Salaries and wages—			
Temporary employees at \$840 to \$960 per year.....	3 920.00	3 920.00	4 821.27
Total salaries, temporary employees.....			
Total number of employees.....	3	3	4
Total salaries and wages, field service.....	920.00	920.00	821.27
01 Total personal services.....	28,420.00	28,420.00	27,861.27
Supplies and materials:			
0200 Stationery and office supplies.....	375.00	375.00	373.41
0220 Scientific and educational supplies.....	1,000.00	1,000.00	1,118.01
0230 Fuel.....			19
0280 Sundry supplies.....	100.00	100.00	152.35
0290 Materials.....	310.00	310.00	349.30
02 Total supplies and materials.....	1,785.00	1,785.00	1,993.26
Communication service:			
0500 Telegraph service.....	25.00	25.00	6.39
0510 Telephone service.....	50.00	50.00	48.33
05 Total communication service.....	75.00	75.00	62.64
Travel expenses:			
0615 Transportation.....	850.00	750.00	842.40
0616 Subsistence.....	450.00	350.00	354.94
06 Total travel expenses.....	1,300.00	1,100.00	1,197.34
07 Transportation of things.....	200.00	150.00	238.37
08 Photographing and making photos and prints.....	25.00	25.00	26.48
10 Furnishing light, power, water, and electricity.....			45.80
11 Other rents.....	280.00	280.00	280.00
12 Repairs and alterations.....	200.00	200.00	218.38
13 Special and miscellaneous current expenses.....	750.00	600.00	734.25
Equipment:			
3010 Furniture, furnishings, and fixtures.....	180.00	100.00	56.80
3020 Educational, scientific, and recreational equipment.....	600.00	500.00	639.55
3050 Other equipment.....	137.00	37.00	115.50
30 Total equipment.....	917.00	637.00	811.85
Reserve.....		680.00	
Total.....	33,952.00	33,952.00	33,469.64

## Estimates of appropriations required for the service of the fiscal year ending June 30, 1928—Continued

General object (title of appropriation), date of acts, references to Statutes at Large, or to Revised Statutes, and estimated amount required for each detailed object				Total amount to be appropriated under each head of appropriation	Amount appropriated for the fiscal year ending June 30, 1927
<b>General Expenses, Bureau of Plant Industry—Continued.</b>					
For general administrative expenses connected with the above-mentioned lines of investigation, including the office of the chief of bureau, the associate chief of bureau, the officers in charge of publications, records, supplies, and property, and for miscellaneous expenses incident thereto <b>[\$26,000]</b> (acts Apr. 18, 1900, vol. 81, pp. 135, 136, secs. 1-5; Aug. 24, 1912, vol. 37, pp. 506, 507, secs. 1-4; May 11, 1926, vol. 44, p. 508)				<b>\$25,000.00</b>	
	Estimated expenditures, 1928 appropriation	Estimated expenditures, 1927 appropriation	Expended and obligated, 1926		
Departmental service:					
Salaries—					
Professional and scientific service—					
Grade 5, \$5,200 to \$6,000; average, \$5,600—	Average—	Average—	Average—		
Associate chief	No. Salary	No. Salary	No. Salary		
Grade 4, \$3,800 to \$5,000; average, \$4,400—	1 \$6,000	1 \$6,000	1 \$6,000		
Assistant to chief	1 4,600	1 4,600	1 4,400		
Clerical, administrative, and fiscal service—					
Grade 7, \$2,400 to \$3,000; average, \$2,700—	1 2,900	1 2,900	1 2,683		
Junior administrative assistant	1 2,900	1 2,900	1 2,683		
Total number of employees	3	3	3		
01 Total salaries, departmental service	13,500.00	13,500.00	13,083.33		
Supplies and materials:					
0200 Stationery and office supplies	3,500.00	3,500.00	3,417.41		
0220 Scientific and educational supplies	10.00	10.00	13.10		
0280 Sundry supplies	800.00	800.00	799.09		
0290 Materials	10.00	10.00	7.80		
02 Total supplies and materials	4,320.00	4,320.00	4,237.40		
Communication service:					
0500 Telegraph service	200.00	200.00	188.26		
0510 Telephone service	650.00	650.00	525.86		
0520 Other communication service	650.00	650.00	594.57		
05 Total communication service	1,500.00	1,500.00	1,308.69		
Travel expenses:					
0615 Transportation	857.00	857.00	439.94		
0616 Subsistence	320.00	300.00	108.47		
06 Total travel expenses	1,177.00	1,157.00	548.41		
07 Transportation of things	100.00	100.00	74.91		
Printing, engraving, and lithographing:					
0820 Stenographic work, typewriting, multigraphing, and mimeographing	50.00	50.00			
0830 Photographing, and making photos and prints	3.00	3.00	2.68		
08 Total printing, engraving, and lithographing	53.00	53.00	2.68		
12 Repairs and alterations	500.00	1,000.00	1,058.27		
13 Special and miscellaneous current expenses	100.00	100.00	109.31		
Equipment:					
3010 Furniture, furnishings, and fixtures	3,100.00	3,100.00	3,011.57		
3020 Educational, scientific, and recreational equipment	250.00	250.00	228.62		
3050 Other equipment	400.00	400.00	330.28		
30 Total equipment	3,750.00	3,750.00	3,570.57		
Reserve		520.00			
Total	25,000.00	26,000.00	23,908.57		
In all, general expenses				\$3,219,545.00	\$3,237,115.00
Total, Bureau of Plant Industry, <b>[\$3,801,015]</b> \$3,777,545, of which amount not to exceed <b>[\$1,385,800]</b> \$1,382,800 may be expended for personal services in the District of Columbia				3,777,545.00	3,801,015.00



*Estimates of appropriations required for the service of the fiscal year ending June 30, 1928—Continued*

General object (title of appropriation), date of acts, references to Statutes at Large, or to Revised Statutes, and estimated amount required for each detailed object	Total amount to be appropriated under each head of appropriation						Amount appropriated for the fiscal year ending June 30, 1927
FOREST SERVICE							
Salaries, Forest Service— For the Chief Forester and other personal services in the District of Columbia in accordance with the classification act of 1923, and for personal services in the field (act May 11, 1926, vol. 44, p. 511)-----							
						\$3, 325, 000. 00	\$3, 325, 000. 00
	Estimated expenditures, 1928 appropriation		Estimated expenditures, 1927 appropriation		Expended and obligated, 1926		
Departmental service:							
Salaries—							
Professional and scientific service—							
Grade 6, \$6,000 to \$7,500; average, \$6,750—	Average—		Average—		Average—		
Chief of Forest Service	No.	Salary	No.	Salary	No.	Salary	
	1	\$7, 000	1	\$7, 000	1	\$6, 500	
Subprofessional service—							
Grade 8, \$2,400 to \$3,000; average, \$2,700—							
Chief draftsmen	2	2, 400	2	2, 400	2	2, 400	
Grade 7, \$2,100 to \$2,700; average, \$2,400—							
Principal draftsmen	5	2, 140	5	2, 140	4½	2, 122	
Grade 6, \$1,860 to \$2,400; average, \$2,111.42—							
Senior artists	2	2, 100	2	2, 100	1½	2, 076	
Grade 5, \$1,680 to \$2,040; average, \$1,860—							
Draftsmen	6½	1, 715	6½	1, 715	6½	1, 699	
Grade 3, \$1,320 to \$1,680; average, \$1,500—							
Junior draftsmen	4	1, 370	4	1, 370	4	1, 363	
Grade 2, \$1,140 to \$1,500; average, \$1,320—							
Underscientific helper	1	1, 380	1	1, 380	1	1, 380	
Clerical, administrative, and fiscal service—							
Grade 11, \$3,800 to \$5,000; average, \$4,400—							
Administrative officer					½	4, 212	
Grade 9, \$3,000 to \$3,600; average, \$3,300—							
Administrative officer	1	3, 200	1	3, 200	1½	3, 132	
Grade 7, \$2,400 to \$3,000; average, \$2,700—							
Assistant administrative officer	1	2, 800	1	2, 800	1	2, 667	
Grade 6, \$2,100 to \$2,700; average, \$2,400—							
Principal clerks	6½	2, 140	6½	2, 140	5½	2, 121	
Grade 5, \$1,860 to \$2,400; average, \$2,111.42—							
Senior photographers	4	1, 960	4	1, 960	3½	1, 942	
Grade 4, \$1,680 to \$2,040; average, \$1,860—							
Senior clerks	12	2, 100	12	2, 100	11½	2, 093	
Grade 3, \$1,500 to \$1,860; average, \$1,680—							
Clerks	24	1, 774	24	1, 774	27	1, 753	
Grade 2, \$1,320 to \$1,680; average, \$1,500—							
Assistant clerks	25½	1, 540	25½	1, 540	25½	1, 525	
Assistant operative	1	1, 500	1	1, 500	½	1, 500	
Assistant photographers	2	1, 500	2	1, 500	2	1, 500	
Grade 2, \$1,320 to \$1,680; average, \$1,500—							
Junior clerks	10½	1, 365	12	1, 360	11½	1, 354	
Junior operatives	2	1, 389	2	1, 389	2½	1, 389	
Grade 1, \$1,140 to \$1,500; average, \$1,320—							
Under telephone operator	1	1, 200	1	1, 200	1	1, 200	
Underoperative	1	1, 320	1	1, 320	1	1, 320	
Underclerks	2	1, 410	2	1, 410	2½	1, 311	
Custodial service—							
Grade 6, \$1,500 to \$1,860; average, \$1,680—							
Assistant custodians	2	1, 530	2	1, 530	2	1, 530	
Grade 5, \$1,320 to \$1,680; average, \$1,500—							
Junior custodian	1	1, 380	1	1, 380	1	1, 380	
Grade 4, \$1,140 to \$1,500; average, \$1,320—							
Undercustodian	1	1, 200	1	1, 200	1	1, 200	
Grade 3, \$1,020 to \$1,260; average, \$1,140—							
Minor custodians	8	1, 045	8	1, 045	7½	1, 037	
Grade 2, \$900 to \$1,140; average, \$1,020—							
Office laborers	4	960	4	960	4½	945	
Charwomen (part time)	9	367	9	367	9½	351	
Grade 1, \$600 to \$780; average, \$690—							
Junior messengers	4½	678	4½	678	4½	671	
Total average number of employees	144½		146½		148½		
Total salaries, departmental service		230, 748		232, 671		236, 926	
The difference between 1928 and 1927 is due to decrease in force, \$1,923.							
Field service:							
Salaries and wages—							
Salary range, \$5,200 to \$6,000; average, \$5,600—							
District foresters	1½	5, 400	1½	5, 400	1½	5, 329	
Salary range, \$3,800 to \$5,000; average, \$4,400—							
Assistant district foresters	4½	4, 000	4½	4, 000	4½	3, 956	
Senior district forest inspector	½	4, 000	½	4, 000	½	4, 000	
Salary range, \$3,300 to \$3,900; average, \$3,600—							
Forest supervisors	31½	3, 350	31½	3, 350	31½	3, 339	
Junior administrative officers	2	3, 408	2	3, 408	2	3, 408	
District forest inspector	½	3, 400	½	3, 400	½	3, 391	
Salary range, \$3,000 to \$3,600; average, \$3,300—							
Forest supervisors	64½	3, 070	64½	3, 070	64½	3, 049	
Logging engineer	½	3, 051	½	3, 051	½	3, 051	
Associate range examiner	1	3, 175	1	3, 175	1	3, 175	
Senior administrative assistants	1½	3, 067	1½	3, 067	3½	3, 030	
Associate civil engineer	½	3, 000	½	3, 000	½	3, 000	
Associate district forest inspector	½	3, 000	½	3, 000	½	3, 000	
Associate forester	½	3, 075	½	3, 075	½	3, 075	
Salary range, \$2,700 to \$3,300; average, \$3,000—							
Forest supervisors	14½	2, 770	14½	2, 770	14½	2, 740	
District fiscal agent	1	2, 800	1	2, 800	1	2, 800	

*Estimates of appropriations required for the service of the fiscal year ending June 30, 1928—Continued*

General object (title of appropriation), date of acts, references to Statutes at Large, or to Revised Statutes, and estimated amount required for each detailed object	Estimated expenditures, 1928 appropriation		Estimated expenditures, 1927 appropriation		Expended and obligated, 1926		Total amount to be appropriated under each head of appropriation	Amount appropriated for the fiscal year ending June 30, 1927
Salaries, Forest Service—Continued.								
Field service—Continued.								
Salaries and wages—Continued.								
Salary range, \$2,400 to \$3,000; average, \$2,700—	Average—		Average—		Average—			
Assistant forest supervisors.....	No.	Salary	No.	Salary	No.	Salary		
Junior administrative assistants.....	66	\$2,460	66	\$2,460	66	\$2,454		
Chief surveyors.....	1	2,486	1	2,486	1	2,486		
Assistant range examiners.....	3	2,471	3	2,471	3	2,471		
Chief lumbermen.....	1	2,500	1	2,500	1	2,453		
Assistant foresters.....	2	2,450	2	2,450	2	2,450		
Chief draftsmen.....	2	2,450	2	2,450	2	2,448		
Assistant engineer.....	4	2,500	4	2,500	4	2,490		
Printer.....	1	2,400	1	2,400	1	2,400		
Salary range, \$2,100 to \$2,700; average, \$2,400—								
Assistant forest supervisors.....	10	2,200	10	2,200	10	2,175		
Principal clerks.....	22	2,191	22	2,191	22	2,191		
Principal surveyor-draftsmen.....	4	2,261	4	2,261	4	2,261		
Principal surveyors.....	1	2,100	1	2,100	1	2,100		
Printer.....	1	2,100	1	2,100	1	2,100		
Salary range, \$1,860 to \$2,400; average, \$2,130—								
Senior clerks.....	55	1,990	55	1,990	55	1,977		
Senior draftsmen.....	9	1,872	9	1,872	9	1,872		
Junior range examiners.....	2	1,960	2	1,960	2	1,948		
Junior foresters.....	13	1,956	13	1,956	13	1,949		
Senior forest rangers.....	199	2,000	199	2,000	199	1,978		
Printer.....	1	1,860	1	1,860	1	1,860		
Salary range, \$1,680 to \$2,040; average, \$1,860—								
Clerks.....	148	1,728	148	1,728	148	1,720		
Warehouse foremen.....	2	1,730	2	1,730	2	1,730		
Forest rangers.....	624	1,824	624	1,824	624	1,818		
Draftsmen.....	8	1,700	8	1,700	8	1,692		
Laboratory mechanic.....	1	1,680	1	1,680	1	1,680		
Library assistant.....	1	1,680	1	1,680	1	1,680		
Lumberman.....	1	1,824	1	1,824	1	1,827		
Salary range, \$1,500 to \$1,860; average, \$1,680—								
Assistant clerks.....	147	1,524	147	1,524	147	1,513		
Assistant draftsmen.....	6	1,512	6	1,512	5	1,506		
Assistant forest rangers.....	53	1,636	53	1,636	53	1,624		
Assistant scalers.....	1	1,687	1	1,687	1	1,687		
Assistant warehouse foreman.....	1	1,500	1	1,500	1	1,500		
Rubber stamp maker.....	1	1,500	1	1,500	1	1,500		
Assistant mechanics.....	3	1,574	3	1,574	3	1,574		
Assistant laboratory aids.....	7	1,512	7	1,512	7	1,508		
Library assistant.....	1	1,500	1	1,500	1	1,500		
Salary range, \$1,320 to \$1,680; average, \$1,500—								
Junior clerks.....	38	1,380	38	1,380	38	1,367		
Junior draftsmen.....	3	1,380	3	1,380	3	1,380		
Junior mechanic.....	1	1,380	1	1,380	1	1,380		
Junior computing aid.....	1	1,332	1	1,332	1	1,332		
Junior laboratory aids.....	3	1,350	3	1,350	3	1,346		
Junior blue printer.....	1	1,345	1	1,345	1	1,345		
Salary range, \$1,140 to \$1,500; average, \$1,320—								
Underoperatives.....	4	1,176	4	1,176	4	1,168		
Underblueprinters.....	1	1,218	1	1,218	1	1,219		
Underclerks.....	4	1,248	4	1,248	4	1,238		
Packer.....	1	1,350	1	1,350	1	1,350		
Senior messengers.....	1	1,140	1	1,140	1	1,140		
Undertelephone operators.....	3	1,140	3	1,140	3	1,140		
Under laboratory aid.....	1	1,140	1	1,140	1	1,140		
Mechanic.....	1	1,200	1	1,200	1	1,200		
Skilled laborer.....	1	1,264	1	1,264	1	1,264		
Salary range, \$1,020 to \$1,260; average, \$1,140—								
Assistant messengers.....	5	1,020	5	1,020	5	1,020		
Watchman.....	1	1,020	1	1,020	1	1,020		
Unskilled laborers.....	9	1,082	9	1,082	9	1,082		
Packers.....	3	1,145	3	1,145	3	1,145		
Salary range, \$600 to \$780; average \$690—								
Junior messengers.....	4	666	4	666	4	666		
Minor laboratory aids.....	2	780	2	780	2	780		
Salary range, \$420 to \$600; average, \$510—								
Charwoman.....	1	480	1	480	1	480		
Total average number of employees.....	1,622		1,622		1,623			
Total salaries, field service.....	3,108,532.00		3,108,532.00		3,069,407.00			
Wages, temporary laborers.....	39,405.00		39,482.00		45,082.42			
Total salaries and wages, field service.....	3,147,937.00		3,148,014.00		3,138,439.42			
Deduct allowance for quarters.....	53,685.00		53,685.00		52,725.00			
Cash payments, salaries and wages.....	3,094,752.00		3,094,329.00		3,085,714.42			
01 Total personal services.....	3,325,000.00		3,325,000.00		3,322,640.42			

*Estimates of appropriations required for the service of the fiscal year ending June 30, 1928—Continued*

General object (title of appropriation), date of acts, references to Statutes at Large, or to Revised Statutes, and estimated amount required for each detailed object	Total amount to be appropriated under each head of appropriation	Amount appropriated for the fiscal year ending June 30, 1927
<p><b>General Expenses, Forest Service—</b></p> <p>To enable the Secretary of Agriculture to experiment and to make and continue investigations and report on forestry, national forests, forest fires, and lumbering, but no part of this appropriation shall be used for any experiment or test made outside the jurisdiction of the United States; to advise the owners of woodlands as to the proper care of the same; to investigate and test American timber and timber trees and their uses, and methods for the preservative treatment of timber; to seek, through investigations and the planting of native and foreign species, suitable trees for the treeless regions; to erect necessary buildings [ <i>Provided</i>, That the cost of any building purchased, erected, or as improved shall not exceed \$1,500 ]; to pay all expenses necessary to protect, administer, and improve the national forests, including tree planting in the forest reserves to prevent erosion, drift, surface wash, and soil waste and the formation of floods, and including the payment of rewards under regulations of the Secretary of Agriculture for information leading to the arrest and conviction for violation of the laws and regulations relating to fires in or near national forests, or for the unlawful taking of, or injury to, Government property; to ascertain the natural conditions upon and utilize the national forests [and the Secretary of Agriculture may, in his discretion, permit timber and other forest products cut or removed from the national forests to be exported from the State or Territory in which said forests are respectively situated]; to transport and care for fish and game supplied to stock the national forests or the waters therein; to employ agents, clerks, assistants, and other labor required in practical forestry and in the administration of national forests in the city of Washington and elsewhere; to collate, digest, report, and illustrate the results of experiments and investigations made by the Forest Service; to purchase necessary supplies, apparatus, office fixtures, law books, and technical books and technical journals for officers of the Forest Service stationed outside of Washington, and for medical supplies and services and other assistance necessary for the immediate relief of artisans, laborers, and other employees engaged in any hazardous work under the Forest Service; to pay freight, express, telephone, and telegraph charges; for electric light and power, fuel, gas, ice, and washing towels, and official traveling and other necessary expenses, including traveling expenses for legal and fiscal officers while performing Forest Service work; and for rent outside of the District of Columbia, as follows (<i>acts Mar. 3, 1899, vol. 30, p. 1095, sec. 1; June 3, 1902, vol. 32, p. 295, sec. 1; Feb. 1, 1905, vol. 33, p. 268, sec. 1; June 11, 1906, vol. 34, p. 233, sec. 1; Mar. 1, 1911, vol. 36, p. 963, sec. 1; Mar. 4, 1913, vol. 37, p. 842, sec. 1; Mar. 4, 1915, vol. 38, p. 1099, sec. 1; Mar. 3, 1925, vol. 43, p. 1132; May 11, 1926, vol. 44, pp. 511, 512; July 3, 1926, vol. 44, p. 851</i>):</p> <p>For the employment of forest supervisors, deputy forest supervisors, forest rangers, forest guards, and administrative clerical assistants on the national forests, and for additional salaries and field-station expenses, including the maintenance of nurseries, collecting seed, and planting, necessary for the use, maintenance, improvement, and protection of the national forests and of additional national forests created or to be created under section 11 of the act of March 1, 1911 (Thirty-sixth Statutes at Large, page 963), and under the act of June 7, 1924 (Forty-third Statutes at Large, pages 653-655), and lands under contract for purchase or for the acquisition of which condemnation proceedings have been instituted for the purposes of said acts, and for necessary miscellaneous expenses incident to the general administration of the Forest Service and of the national forests:</p> <p>In national forest district 1, Montana, Washington, Idaho, and South Dakota, [\$661,314] <i>\$689,714</i>:  <i>Provided</i>, That the Secretary of Agriculture is authorized to use not to exceed \$200 in caring for the graves of fire fighters buried at Wallace, Idaho [ ];  <i>Priest River, Idaho; Newport, Washington, and Saint Maries, Idaho</i>..... <i>\$689, 714</i></p> <p>In national forest district 2, Colorado, Wyoming, South Dakota, Nebraska, Michigan, Oklahoma, and Minnesota..... 272, 431</p> <p>In national forest district 3, Arizona and New Mexico [\$283,552]..... 288, 552</p> <p>In national forest district 4, Utah, Idaho, Wyoming, Nevada, Arizona, and Colorado [\$302,932]..... 310, 932</p> <p>In national forest district 5, California and Nevada [\$484,301]..... 518, 818</p> <p>In national forest district 6, Washington, Oregon, and California [\$509,668]..... 535, 518</p>		

## Estimates of appropriations required for the service of the fiscal year ending June 30, 1928—Continued

General object (title of appropriation), date of acts, references to Statutes at Large, or to Revised Statutes, and estimated amount required for each detailed object	Total amount to be appropriated under each head of appropriation		Amount appropriated for the fiscal year ending June 30, 1927
<b>General Expenses, Forest Service—Continued.</b>			
In national forest district 7, Arkansas, Alabama, Florida, [Oklahoma,] Georgia, South Carolina, North Carolina, Pennsylvania, Tennessee, Virginia, West Virginia, New Hampshire, Maine, Porto Rico, Maryland, New York, New Jersey, Kentucky, and Illinois			
[\$276,703]		\$301,963	
In national forest district 8, Alaska		80,560	
In the District of Columbia		136,512	
In all, for the use, maintenance, improvement, protection, and general administration of the national forests, [\$3,007,973] \$3,185,000: <i>Provided</i> , That the foregoing amounts appropriated for such purposes shall be available interchangeably in the discretion of the Secretary of Agriculture for the necessary expenditures for fire protection and other unforeseen exigencies: <i>Provided further</i> , That the amount so interchanged shall not exceed in the aggregate 10 per centum of all the amounts so appropriated (acts Mar. 3, 1899, vol. 30, p. 1095, sec. 1; June 3, 1902, vol. 32, p. 295, sec. 1; Feb. 1, 1905, vol. 33, p. 263, sec. 1; June 11, 1906, vol. 34, p. 233, sec. 1; Mar. 1, 1911, vol. 36, p. 963, sec. 1; Mar. 4, 1913, vol. 37, p. 842, sec. 1; Mar. 4, 1915, vol. 38, p. 1099, sec. 1; Mar. 3, 1925, vol. 43, p. 1132; May 11, 1926, vol. 44, pp. 511, 512; July 3, 1926, vol. 44, p. 851) ---\$3,135,000. 00			
	Estimated expenditures, 1928 appropriation	Estimated expenditures, 1927 appropriation	Expended and obligated, 1926
<b>Departmental service:</b>			
Salaries—			
Professional and scientific service—			
Grade 5, \$5,200 to \$6,000; average, \$5,600—	Average— No. 2½ Salary \$5,489	Average— No. 2½ Salary \$5,489	Average— No. 2½ Salary \$5,437
Senior foresters	1½ 5,400	1½ 5,400	1½ 4,884
Senior engineer	1½ 3,960	1½ 3,960	1½ 3,980
Grade 4, \$3,800 to \$5,000; average, \$4,400—			
Forest inspectors	1 4,200	1 4,200	1½ 4,109
Logging engineer	1½ 3,951	1½ 3,951	1½ 4,034
Engineers	1 4,000	1 4,000	1 3,833
Attorney			
Grade 3, \$3,000 to \$3,600; average, \$3,300—			
Associate engineer	1 3,200	1 3,200	1 3,164
Subprofessional service—			
Grade 8, \$2,400 to \$3,000; average, \$2,700—			
Chief draftsman	1 2,500	1 2,500	
Chief photographer	1 2,500	1 2,500	
Clerical, administrative, and fiscal service—			
Grade 12, \$5,200 to \$6,000; average, \$5,600—			
Senior administrative officers	2½ 5,314	2½ 5,314	2½ 5,314
Special inspector			1½ 5,200
Grade 11, \$3,800 to \$5,000; average, \$4,400—			
Administrative officers	5 4,300	5 4,300	4½ 4,087
Assistant chief accountant and auditor	1 4,600	1 4,600	1 4,217
Grade 10, \$3,300 to \$3,900; average, \$3,600—			
Senior accountant and auditor	1 3,300	1 3,300	1 3,507
Grade 9, \$3,000 to \$3,600; average, \$3,300—			
Senior administrative assistants	1½ 3,243	1½ 3,243	1½ 3,159
Grade 7, \$2,400 to \$3,000; average, \$2,700—			
Assistant administrative assistant	1 2,800	1 2,800	1 2,683
Grade 6, \$2,100 to \$2,700; average, \$2,400—			
Principal clerk	1 2,500	1 2,500	1 2,450
Grade 4, \$1,680 to \$2,040; average, \$1,860—			
Clerk	1 1,800	1 1,800	1½ 1,725
Total average number of employees	23½	23½	21½
Total salaries, departmental service	92,892	92,892	87,065
<b>Field service:</b>			
Salaries and wages—			
Salary range, \$5,200 to \$6,000; average, \$5,600—			
District foresters	6½ 5,400	6½ 5,400	6½ 5,368
Salary range, \$3,800 to \$5,000; average, \$4,400—			
Assistant district foresters	25½ 4,150	25½ 4,150	25½ 4,120
District engineers	3½ 4,000	3½ 4,000	3½ 3,972
Hydroelectric engineer	1 4,000	1 4,000	1 3,800
Logging engineers	2 3,900	2 3,900	2 3,800
Assistant chief accountant and auditor	1 4,000	1 4,000	1 3,800
District fiscal agents	1½ 3,800	1½ 3,800	1½ 3,800
Senior district forest inspectors	3½ 3,850	3½ 3,850	3½ 3,822
Administrative officer	1½ 3,886	1½ 3,886	1½ 3,812
Salary range, \$3,300 to \$3,900; average, \$3,600—			
Forest supervisors	20 3,400	20 3,400	20½ 3,383
Junior administrative officers	7 3,370	7 3,370	7 3,352
District forest inspectors	6 3,400	6 3,400	5½ 3,361
Associate forester	1 3,500	1 3,500	1½ 3,455
District fiscal agents	1½ 3,450	1½ 3,450	1½ 3,437
Logging engineer	1 3,300	1 3,300	1 3,300

## Estimates of appropriations required for the service of the fiscal year ending June 30, 1928—Continued

General object (title of appropriation), date of acts, references to Statutes at Large, or to Revised Statutes, and estimated amount required for each detailed object	Total amount to be appropriated under each head of appropriation		Amount appropriated for the fiscal year ending June 30, 1927	
General Expenses, Forest Service—Continued.				
	Estimated expenditures, 1928 appropriation	Estimated expenditures, 1927 appropriation	Expended and obligated, 1926	
Field service—Continued.				
Salaries and wages—Continued.				
Salary range, \$3,000 to \$3,600; average, \$3,300—	Average—	Average—	Average—	
Associate hydroelectric engineer.	No. Salary	No. Salary	No. Salary	
Associate foresters.	4 \$3,050	4 3,050	4 3,022	
Forest supervisors.	13 3,030	13 3,030	13 3,005	
Logging engineers.	6 3,030	6 3,030	6 3,000	
Senior administrative assistants.	3 3,050	3 3,050	3 3,036	
Associate district forest inspectors.	4 3,060	4 3,060	4 3,037	
Associate range examiner.	1 3,200	1 3,200	1 3,136	
Associate civil engineers.	1 3,100	1 3,100	1 3,100	
Mineral examiner.	1 3,000	1 3,000	1 3,000	
Associate attorney.			1 3,434	
Salary range, \$2,700 to \$3,300; average, \$3,000—				
Forest supervisors.	4 2,726	4 2,726	4 2,871	
Administrative assistants.	1 2,800	1 2,800	1 2,795	
District fiscal agent.	1 3,100	1 3,100	1 3,060	
Salary range, \$2,400 to \$3,000; average, \$2,700—				
Assistant forest supervisors.	9 2,460	9 2,460	9 2,437	
Assistant foresters.	23 2,430	23 2,430	23 2,409	
Assistant range examiners.	6 2,460	6 2,460	5 2,441	
Chief lumbermen.	7 2,520	7 2,520	7 2,507	
Assistant district forest inspectors.	2 2,450	2 2,450	2 2,433	
Deputy fiscal agents.	2 2,770	2 2,770	1 2,759	
Principal hydraulic engineering aid.	1 2,400	1 2,400	1 2,400	
Chief draftsman.	1 2,500	1 2,500	1 2,500	
Chief surveyors.	1 2,800	1 2,800	1 2,715	
Chief mineral examiner.	1 2,400	1 2,400	1 2,400	
Assistant engineer.	1 2,500	1 2,500	1 2,434	
Junior administrative assistants.	1 2,800	1 2,800	1 2,788	
Salary range, \$2,100 to \$2,700; average, \$2,400—				
Assistant forest supervisors.	3 2,330	3 2,330	3 2,310	
Superintendent of road construction.			1 2,260	
Principal clerks.	2 2,500	2 2,500	2 2,479	
Principal draftsman.			1 2,400	
Salary range, \$1,860 to \$2,400; average, \$2,111.42—				
Junior foresters.	51 1,970	51 1,970	50 1,951	
Senior clerks.	5 2,070	5 2,070	5 2,059	
Junior range examiners.	8 1,984	5 2,050	5 2,032	
Senior warehouse foreman.	1 1,920	1 1,920	1 1,920	
Senior draftsman.	1 1,860	1 1,860	1 1,860	
Senior lumbermen.	11 2,100	11 2,100	11 2,088	
Senior forest rangers.	2 2,040	2 2,040	2 2,029	
Senior engineers.	2 2,400	2 2,400	2 2,410	
Senior forest planting assistant.			1 2,100	
Salary range, \$1,680 to \$2,040; average, \$1,860—				
Clerks.	6 1,740	6 1,740	4 1,714	
Assistant warehouse foremen.	1 1,760	1 1,760	1 1,756	
Junior engineer.	1 1,800	1 1,800	1 1,836	
Forest rangers.	60 1,736	43 1,730	39 1,705	
Lumbermen.	8 1,948	7 1,960	6 1,938	
Scientific aid.			1 1,812	
Engineering draftsman.			1 1,680	
Salary range, \$1,500 to \$1,860; average, \$1,680—				
Assistant clerks.	2 1,500	2 1,500	2 1,500	
Assistant warehouse foremen.	2 1,500	2 1,500	1 1,500	
Assistant forest rangers.	13 1,620	10 1,620	10 1,622	
Assistant scalars.	5 1,660	5 1,660	5 1,655	
Salary range, \$1,320 to \$1,680; average, \$1,500—				
Junior clerks.	6 1,320	6 1,320	5 1,328	
Junior telephone operator.	1 1,320	1 1,320	1 1,320	
Unskilled laborers.	1 1,500	1 1,500	1 1,494	
Salary range, \$1,140 to \$1,500; average, \$1,320—				
Undertelephone operators.	2 1,200	2 1,200	2 1,200	
Underclerk.	1 1,140	1 1,140	1 1,155	
Underblueprinter.	1 1,470	1 1,470	1 1,470	
Senior messengers.	4 1,200	4 1,200	4 1,214	
Unskilled laborer.			1 1,140	
Salary range, \$1,020 to \$1,260; average, \$1,140—				
Underclerk.	1 1,020	1 1,020	1 1,020	
Salary range, \$600 to \$780; average, \$690—				
Junior messengers.	3 690	3 690	3 690	
Under telephone operators.	3 630	3 630	3 629	
Total average number of employees.	388	364	357	
Total salaries, field service.	963,791.00	920,891.00	901,124.00	
Wages, temporary laborers.	806,452.00	745,000.00	744,174.85	
Total salaries and wages, field service.	1,770,243.00	1,665,891.00	1,645,298.85	
Deduct allowance for quarters.	3,100.00	3,100.00	3,109.00	
Cash payment, salaries and wages.	1,767,143.00	1,662,791.00	1,642,189.85	
The difference between 1928 and 1927 is due to increase in force, \$104,352.				
Total personal services.	1,860,035.00	1,755,683.00	1,729,254.85	

*Estimates of appropriations required for the service of the fiscal year ending June 30, 1928—Continued*

General object (title of appropriation), date of acts, references to Statutes at Large, or to Revised Statutes, and estimated amount required for each detailed object				Total amount to be appropriated under each head of appropriation	Amount appropriated for the fiscal year ending June 30, 1927
<i>General Expenses, Forest Service—Continued.</i>					
	Estimated expenditures, 1928 appropriation	Estimated expenditures, 1927 appropriation	Expended and obligated, 1926		
Supplies and materials:					
0200 Stationery and office supplies.....	\$6,400.00	\$6,400.00	\$6,269.34		
0210 Medical and hospital supplies.....	700.00	700.00	700.66		
0220 Scientific and educational supplies.....	1,300.00	1,300.00	1,238.32		
0230 Fuel.....	4,300.00	4,300.00	4,284.51		
0240 Wearing apparel.....			3.22		
0250 Forage and other supplies for animals.....	125,300.00	125,300.00	125,248.88		
0260 Provisions.....	86,000.00	74,000.00	73,866.63		
0270 Powder, projectiles, explosives, etc.....	150.00	150.00	155.77		
0280 Sundry supplies.....	28,000.00	28,000.00	28,035.45		
0290 Materials.....	2,900.00	2,900.00	2,849.76		
02 Total supplies and materials.....	255,050.00	243,050.00	242,652.43		
03 Subsistence and support of persons (service).....	6,300.00	6,300.00	6,220.17		
04 Subsistence and care of animals and storage and care of vehicles.....	12,500.00	12,500.00	12,516.15		
Communication service:					
0500 Telegraph service.....	5,400.00	5,400.00	5,524.86		
0510 Telephone service.....	35,500.00	35,500.00	35,243.24		
0520 Other communication service.....	3,000.00	3,000.00	3,019.23		
05 Total communication service.....	43,900.00	43,900.00	43,787.33		
Travel expenses:					
0615 Transportation.....	303,250.00	301,000.00	298,277.19		
0616 Subsistence.....	217,440.00	215,440.00	214,235.43		
06 Total travel expenses.....	520,690.00	516,440.00	512,512.62		
07 Transportation of things (service).....	69,000.00	69,000.00	68,370.84		
08 Photographing, and photographs and prints.....	14,000.00	14,000.00	13,983.24		
09 Advertising, and publication of notices.....	5,000.00	5,000.00	4,797.40		
10 Furnishing of heat, light, power, etc.....	8,100.00	8,100.00	7,978.66		
Rents:					
1100 Rent of buildings and structures.....	113,200.00	113,200.00	112,811.59		
1110 Other rents.....	5,700.00	5,700.00	5,646.95		
11 Total rents.....	118,900.00	118,900.00	118,458.54		
12 Repairs and alterations.....	58,000.00	58,000.00	57,993.22		
13 Special and miscellaneous current expenses.....	3,500.00	3,500.00	3,451.93		
Equipment:					
3000 Passenger carrying vehicles.....	6,500.00	6,500.00	6,318.99		
3010 Furniture, furnishings, and fixtures.....	15,500.00	15,500.00	15,320.73		
3020 Educational, scientific, and recreational equipment.....	6,000.00	6,000.00	5,407.55		
3040 Purchase of livestock.....	3,200.00	3,200.00	3,167.70		
3050 Other equipment.....	81,425.00	55,000.00	73,192.65		
30 Total equipment.....	112,625.00	86,200.00	108,407.62		
31 Lands and interests in land.....	1,000.00	1,000.00	1,046.90		
32 Structures and parts and nonstructural improvements to lands.....	43,200.00	43,200.00	43,198.64		
33 Stores purchased for resale.....	1,000.00	1,000.00	1,002.67		
33 Refunds, awards, and indemnities.....	2,200.00	2,200.00	2,175.24		
Reserve.....		20,000.00			
Total.....	3,135,000.00	3,007,973.00	2,972,808.35		

*Estimates of appropriations required for the service of the fiscal year ending June 30, 1928—Continued*

General object (title of appropriation), date of acts, references to Statutes at Large, or to Revised Statutes, and estimated amount required for each detailed object	Total amount to be appropriated under each head of appropriation	Amount appropriated for the fiscal year ending June 30, 1927
<b>General Expenses, Forest Service—Continued.</b> For fighting and preventing forest fires on or threatening the national forests and for the establishment and maintenance of a patrol to prevent trespass and to guard against and check fires upon the lands revested in the United States by the act approved June 9, 1916, and the lands known as the Coos Bay Wagon Road lands involved in the case of Southern Oregon Company against United States (numbered 2711), in the Circuit Court of Appeals of the Ninth Circuit, \$283,000, of which \$150,000 shall be immediately available: <i>Provided, That not to exceed \$58,000 of this amount may be used by the Secretary of Agriculture in meeting emergencies caused by forest insects on national forests (acts Mar. 3, 1899, vol. 30, p. 1095, sec. 1; June 3, 1902, vol. 32, p. 295, sec. 1; Feb. 1, 1905, vol. 33, p. 268, sec. 1; June 11, 1906, vol. 34, p. 233, sec. 1; Mar. 1, 1911, vol. 36, p. 963, sec. 1; Mar. 4, 1913, vol. 37, p. 842, sec. 1; Mar. 4, 1915, vol. 38, p. 1099, sec. 1; Mar. 3, 1925, vol. 43, p. 1132; May 11, 1926, vol. 44, pp. 511, 512; July 3, 1926, vol. 44, p. 851)</i>		
	\$283, 000. 00	
	Estimated expenditures, 1928 appropriation	Estimated expenditures, 1927 appropriation
Field service:		Expended and obligated, 1926
Salaries and wages—	Average—	Average—
Salary range, \$2,700 to \$3,300; average, \$3,000—	No. Salary	No. Salary
Assistant district forest inspector.....	1	\$2,800
Salary range, \$2,400 to \$3,000; average, \$2,700—		
Assistant engineer.....	1	2,400
Salary range, \$2,100 to \$2,700; average, \$2,400—		
Principal clerk.....	1	2,300
Salary range, \$1,860 to \$2,400; average, \$2,111.42—		
Senior forest ranger.....	1	2,100
Salary range, \$1,320 to \$1,680; average, \$1,500—		
Junior clerks.....	1	1,320
Salary range, \$1,140 to \$1,500; average, \$1,320—		
Underclerk.....	1	1,161
Salary range, \$780 to \$1,020; average, \$900—		
Underclerk.....	1	794
Total average number of employees.....	3	5,881.00
Total salaries and wages, field service.....		561,913.01
Wages, temporary laborers.....		567,794.01
01 Total salaries and wages, field service.....		567,794.01
Supplies and materials:		
0200 Stationery and office supplies.....		159.23
0210 Medical and hospital supplies.....		710.14
0230 Fuel.....		215.02
0250 Forage and other supplies for animals.....		9,595.12
0260 Provisions.....		184,354.33
0270 Powder, projectiles, explosives, etc.....		9.22
0280 Sundry supplies.....		7,669.94
0290 Materials.....		478.25
02 Total supplies and materials.....		203,220.25
03 Subsistence and support of persons (service).....		9,877.92
04 Subsistence and care of animals and storage and care of vehicles.....		127.12
Communication service:		
0500 Telegraph service.....		333.63
0510 Telephone service.....		2,412.21
0520 Other communication service.....		36.10
05 Total communication service.....		2,781.94
Travel expenses:		
0615 Transportation.....		9,842.00
0616 Subsistence.....		3,257.96
06 Total travel expenses.....		13,099.96
07 Transportation of things (service).....		111,787.76
08 Photographing, and photographs and prints.....		11.48
09 Advertising and publication of notices.....		55.00
10 Furnishing of heat, light, power, etc.....		9.55
Rents:		
1100 Rent of buildings and structures.....		359.00
1110 Other rents.....		2,399.12
11 Total rents.....		2,748.12
12 Repairs and alterations.....		5,345.01
13 Special and miscellaneous current expenses.....		46,902.74

*Estimates of appropriations required for the service of the fiscal year ending June 30, 1928—Continued*

General object (title of appropriation), date of acts, references to Statutes at Large, or to Revised Statutes, and estimated amount required for each detailed object	Total amount to be appropriated under each head of appropriation	Amount appropriated for the fiscal year ending June 30, 1927
--	--	--

*General Expenses, Forest Service—Continued.*

	Estimated expenditures, 1928 appropriation	Estimated expenditures, 1927 appropriation	Expended and obligated, 1926
Equipment:			
3010 Furniture, furnishings, and fixtures			\$191.11
3050 Other equipment			29,821.27
30 Total equipment			30,012.38
32 Structures and parts and nonstructural improvements to lands			2,433.86
33 Stores purchased for resale			4,552.70
33 Refunds, awards, and indemnities			259.50
Total	\$283,000.00	\$283,000.00	1,001,019.30

NOTE.—This being an emergency appropriation, it is impracticable to submit detailed statements of estimated expenditures.  
Expenditures for 1926 derived from following sources: Regular appropriation, 1926; deficiency appropriation (act Mar. 3, 1926); from other general expense subappropriations.

For cooperation with the War Department in the maintenance and operation of an airplane patrol to prevent and suppress forest fires on national forests and adjacent lands, \$50,000: *Provided*, That no part of this appropriation shall be used for the purchase of land or airplanes (acts Mar. 3, 1899, vol. 30, p. 1095, sec. 1; June 3, 1902, vol. 32, p. 295, sec. 1; Feb. 1, 1905, vol. 33, p. 268, sec. 1; June 11, 1906, vol. 34, p. 233, sec. 1; Mar. 1, 1911, vol. 36, p. 963, sec. 1; Mar. 4, 1913, vol. 37, p. 842, sec. 1; Mar. 4, 1915, vol. 38, p. 1099, sec. 1; Mar. 3, 1925, vol. 43, p. 1132; May 11, 1926, vol. 44, pp. 511, 512; July 3, 1926, vol. 44, p. 851)

\$50,000.00

	Estimated expenditures, 1928 appropriation	Estimated expenditures, 1927 appropriation	Expended and obligated, 1926
Field service:			
Salaries and wages—			
Salary range, \$3,800 to \$5,000; average, \$4,400—			
Airplane pilots	Average— No. 2½ Salary \$4,800	Average— No. 2½ Salary \$4,800	Average— No. 2½ Salary \$4,800
Assistant district forester	1 4,200	1 4,200	1 4,200
Salary range, \$2,400 to \$3,000; average, \$2,700—			
Airplane mechanics	4½ 2,415	4½ 2,415	4½ 2,415
Salary range, \$1,020 to \$1,260; average, \$1,140—			
Underclerk	1 1,020	1 1,020	1 1,020
Total average number of employees	7	7	7
Total salaries, field service	23,299.00	23,299.00	23,299.00
Wages, temporary laborers	1,300.00	1,300.00	1,255.91
01 Total salaries and wages, field service	24,599.00	24,599.00	24,554.91
Supplies and materials:			
0200 Stationery and office supplies	20.00	20.00	16.72
0210 Medical and hospital supplies			3.60
0260 Provisions	100.00	100.00	83.34
0280 Sundry supplies	650.00	650.00	642.62
0290 Materials	40.00	40.00	40.88
02 Total supplies and materials	810.00	810.00	787.16
Communication service:			
0500 Telegraph service	100.00	100.00	72.44
0510 Telephone service	70.00	70.00	68.27
05 Total communication service	170.00	170.00	140.71
Travel expenses:			
0615 Transportation	6,800.00	6,800.00	6,507.92
0616 Subsistence	2,371.00	2,371.00	2,205.47
06 Total travel expenses	9,171.00	9,171.00	8,713.39
07 Transportation of things	5,000.00	5,000.00	4,700.32
11 Rents	1,800.00	1,800.00	1,710.65
12 Repairs and alterations	3,200.00	3,200.00	3,134.15
Equipment:			
3010 Furniture, furnishings, and fixtures			14.35
3050 Other equipment	5,100.00	5,100.00	5,009.75
30 Total equipment	5,100.00	5,100.00	5,024.10
32 Structures and parts and nonstructural improvements to lands	150.00	150.00	141.15
Total	50,000.00	50,000.00	48,906.54



*Estimates of appropriations required for the service of the fiscal year ending June 30, 1928—Continued*

General object (title of appropriation), date of acts, references to Statutes at Large, or to Revised Statutes, and estimated amount required for each detailed object	Total amount to be appropriated under each head of appropriation		Amount appropriated for the fiscal year ending June 30, 1927
<b>General Expenses, Forest Service—Continued.</b>			
For the selection, classification, and segregation of lands within the boundaries of national forests that may be opened to homestead settlement and entry under the homestead laws applicable to the national forests; for the examination and appraisal of lands in effecting exchanges authorized by law and for the survey thereof by metes and bounds or otherwise, by employees of the Forest Service, under the direction of the Commissioner of the General Land Office; and for the survey and platting of certain lands, chiefly valuable for agriculture, now listed or to be listed within the national forests, under the act of June 11, 1906 (Thirty-fourth Statutes, page 233), and the act of March 3, 1899 (Thirtieth Statutes, page 1095), as provided by the act of March 4, 1913 ( <i>acts Mar. 3, 1899, vol. 30, p. 1095, sec. 1; June 3, 1902, vol. 32, p. 295, sec. 1; Feb. 1, 1905, vol. 33, p. 268, sec. 1; June 11, 1906, vol. 34, p. 233, sec. 1; Mar. 1, 1911, vol. 36, p. 963, sec. 1; Mar. 4, 1913, vol. 37, p. 482, sec. 1; Mar. 4, 1915, vol. 38, p. 1099, sec. 1; Mar. 3, 1925, vol. 43, p. 1132; May 11, 1926, vol. 44, pp. 511, 512; July 3, 1926, vol. 44, p. 851</i> )			
	\$55,000.00		
	Estimated expenditures, 1928 appropriation	Estimated expenditures, 1927 appropriation	Expended and obligated, 1926
<b>Departmental service:</b>			
<b>Salaries—</b>			
Professional and scientific service—			
Grade 5, \$5,200 to \$6,000; average, \$5,600—			
Senior attorney.....	Average— No. 1 Salary \$5,400	Average— No. 1 Salary \$5,400	Average— No. 1 Salary \$5,400
Clerical, administrative, and fiscal service—			
Grade 12, \$5,200 to \$6,000; average, \$5,600—			
Senior administrative officer (chief of branch).....	1 5,400	1 5,400	1 5,400
Grade 4, \$1,680 to \$2,040; average, \$1,860—			
Clerk.....	1 1,800	1 1,800	1 1,740
Total average number of employees.....	2 1/2	2 1/2	2 1/2
Total salaries, departmental service.....	10,800	10,800	10,740
<b>Field service:</b>			
<b>Salaries and wages—</b>			
Salary range, \$3,800 to \$5,000; average, \$4,400—			
Assistant district forester.....	1 3,800	1 3,800	1 3,800
Salary range, \$3,300 to \$3,900; average, \$3,600—			
Junior administrative officer.....	1 3,300	1 3,300	1 3,300
Salary range, \$3,000 to \$3,600; average, \$3,300—			
Associate district forest inspector.....	1 3,200	1 3,200	1 3,100
Associate forester.....	1 3,000	1 3,000	1 3,000
Logging engineer.....	1 3,000	1 3,000	1 3,000
Salary range, \$2,400 to \$3,000; average, \$2,700—			
Chief surveyors.....	2 2,450	2 2,450	2 2,442
Assistant district forest inspectors.....	2 2,750	2 2,750	2 2,750
Chief land examiner.....	1 2,400	1 2,400	1 2,400
Salary range, \$1,860 to \$2,400; average, \$2,111.42—			
Senior forest ranger.....	1 2,100	1 2,100	1 2,100
Junior foresters.....	1 1,920	1 1,920	1 1,822
Junior engineer.....	1 1,920	1 1,920	1 1,822
Salary range, \$1,680 to \$2,040; average, \$1,860—			
Forest ranger.....	1 1,832	1 1,832	1 1,832
Clerk.....	1 1,832	1 1,832	1 1,848
Salary range, \$1,500 to \$1,860; average, \$1,680—			
Assistant forest ranger.....	1 1,573	1 1,573	1 1,573
Assistant clerk.....	1 1,573	1 1,573	1 1,500
Total average number of employees.....	12	12	14 1/2
Total salaries and wages, field service.....	30,486.00	30,486.00	34,932.00
Wages, temporary laborers.....	500.00	500.00	308.37
Total salaries and wages, field service.....	30,986.00	30,986.00	35,240.37
01 Total personal services.....	41,786.00	41,786.00	45,980.37
<b>Supplies and materials:</b>			
0200 Stationery and office supplies.....			20.20
0250 Forage and other supplies for animals.....			3.45
0260 Provisions.....	2,400.00	2,400.00	2,860.66
0280 Sundry supplies.....	150.00	150.00	154.77
02 Total supplies and materials.....	2,550.00	2,550.00	3,039.08
03 Subsistence and support of persons (service).....	150.00	150.00	185.58
04 Subsistence and care of animals.....			18.90
<b>Travel expenses:</b>			
0615 Transportation.....	3,751.00	3,754.00	3,920.06
0616 Subsistence.....	3,650.00	3,650.00	3,760.74
06 Total travel expenses.....	7,404.00	7,404.00	7,680.80
07 Transportation of things (service).....	1,200.00	1,200.00	1,202.45
08 Photographing, and photographs and prints.....	350.00	350.00	349.06
10 Furnishing of heat, light, power, etc.....			4.00
11 Rent of buildings and structures.....	360.00	360.00	365.75
12 Repairs and alterations.....	400.00	400.00	387.81
13 Special and miscellaneous current expenses.....	50.00	50.00	51.10

*Estimates of appropriations required for the service of the fiscal year ending June 30, 1928—Continued*

General object (title of appropriation), date of acts, references to Statutes at Large, or to Revised Statutes, and estimated amount required for each detailed object

Total amount to be appropriated under each head of appropriation

Amount appropriated for the fiscal year ending June 30, 1927

*General Expenses, Forest Service—Continued.*

	Estimated expenditures, 1928 appropriation	Estimated expenditures, 1927 appropriation	Expended and obligated, 1926
<b>Equipment:</b>			
3000 Passenger-carrying vehicles.....			\$5.92
3010 Furniture, furnishings, and fixtures.....	\$250.00	\$250.00	287.98
3020 Educational, scientific, and recreational equipment.....	200.00	200.00	172.76
3050 Other equipment.....	300.00	300.00	289.23
30 Total equipment.....	750.00	750.00	755.89
31 Land and interest in land.....			170.83
32 Structures and parts and nonstructural improvements.....			238.17
Total.....	55,000.00	55,000.00	60,429.78

For the construction of sanitary facilities and for fire-preventive measures on public camp grounds within the national forests when necessary for the protection of the public health or the prevention of forest fires (acts Mar. 3, 1899, vol. 30, p. 1095, sec. 1; June 3, 1902, vol. 32, p. 295, sec. 1; Feb. 1, 1905, vol. 33, p. 268, sec. 1; June 11, 1906, vol. 34, p. 233, sec. 1; Mar. 1, 1911, vol. 36, p. 963, sec. 1; Mar. 4, 1913, vol. 37, p. 842, sec. 1; Mar. 4, 1915, vol. 38, p. 1099, sec. 1; Mar. 8, 1925, vol. 43, p. 1132; May 11, 1926, vol. 44, pp. 511, 512; July 3, 1926, vol. 44, p. 851).....

\$40,000.00

	Estimated expenditures, 1928 appropriation	Estimated expenditures, 1927 appropriation	Expended and obligated, 1926
12 Repairs and alterations.....	\$8,000.00	\$8,000.00	\$4,357.37
32 Structures and parts, and structural improvements to land.....	32,000.00	32,000.00	19,518.72
Total.....	40,000.00	40,000.00	23,876.09

For the purchase and maintenance of necessary field, office, and laboratory supplies, instruments, and equipments (same acts).....

130,000.00

	Estimated expenditures, 1928 appropriation	Estimated expenditures, 1927 appropriation	Expended and obligated, 1926
<b>Field service:</b>			
<b>Salaries and wages—</b>			
Salary range \$3,300 to \$3,900; average, \$3,600—			
Administrative officer.....	Average— No. 1 Salary \$3,500	Average— No. 1 Salary \$3,500	Average— No. 1† Salary \$3,400
Total average number of employees.....	1	1	1†
Total salaries, field service.....	3,500.00	3,500.00	3,116.67
Wages, temporary labor.....			101.10
01 Total salaries and wages, field service.....	3,500.00	3,500.00	3,217.77
<b>Supplies and materials:</b>			
0200 Stationery and office supplies.....	55,000.00	55,000.00	54,957.29
0210 Medical and hospital supplies.....	100.00	100.00	191.89
0220 Scientific and educational supplies.....	1,500.00	1,500.00	1,476.72
0260 Provisions.....	2,500.00	2,500.00	2,895.66
0280 Sundry supplies.....	3,000.00	3,000.00	3,599.05
0290 Materials.....	300.00	300.00	313.25
02 Total supplies and materials.....	62,400.00	62,400.00	63,433.86
<b>Communication service:</b>			
0510 Telephone service.....	100.00	100.00	102.00
0520 Other communication service.....	70.00	70.00	67.00
05 Total communication service.....	170.00	170.00	169.00
<b>Travel expenses:</b>			
0615 Transportation.....	250.00	250.00	234.56
0616 Subsistence.....	120.00	120.00	127.86
06 Total travel expenses.....	370.00	370.00	362.42
07 Transportation of things (service).....	16,500.00	16,500.00	16,488.45
08 Photographing, and photographs and prints.....	1,200.00	1,200.00	1,241.38
09 Advertising and publication of notices.....	50.00	50.00	71.06
10 Furnishing of heat, light, power, etc.....	1,200.00	1,200.00	1,315.63

*Estimates of appropriations required for the service of the fiscal year ending June 30, 1928—Continued*

General object (title of appropriation), date of acts, references to Statutes at Large, or to Revised Statutes, and estimated amount required for each detailed object	Total amount to be appropriated under each head of appropriation	Amount appropriated for the fiscal year ending June 30, 1927
--	--	--

*General Expenses, Forest Service—Continued.*

	Estimated expenditures, 1928 appropriation	Estimated expenditures, 1927 appropriation	Expended and obligated, 1926
<b>Rents:</b>			
1100 Rent of buildings and structures.....	\$2,700.00	\$2,700.00	\$2,700.00
1110 Other rents.....			24.89
11 Total rents.....	2,700.00	2,700.00	2,724.89
12 Repairs and alterations.....	2,000.00	2,000.00	2,037.56
13 Special and miscellaneous current expenses.....	600.00	600.00	643.29
<b>Supplies and materials:</b>			
3010 Furniture, furnishings, and fixtures.....	9,000.00	9,000.00	9,665.65
3020 Educational, scientific, and recreational equipment.....	2,400.00	2,400.00	2,348.09
3050 Other equipment.....	27,910.00	17,910.00	36,182.11
30 Total equipment.....	39,310.00	29,310.00	48,195.89
32 Structures and parts and nonstructural improvements to lands.....			52.05
Reserve.....		10,000.00	
Total.....	130,000.00	130,000.00	130,953.24

For investigations of methods for wood distillation and for the preservative treatment of timber, for timber testing, and the testing of such woods as may require test to ascertain if they be suitable for making paper, for investigations and tests within the United States of foreign woods of commercial importance to industries in the United States, and for other investigations and experiments to promote economy in the use of forest and fiber products, and for commercial demonstrations of improved methods or processes, in cooperation with individuals and companies **[\$403,264] \$443,264: Provided, That not to exceed \$15,000 of this amount may be used for the investigation by the Forest Products Laboratory of the United States Department of Agriculture of flax straw as a source of supply for the manufacture of pulp and paper (acts Mar. 3, 1899, vol. 30, p. 1095, sec. 1; June 3, 1902, vol. 32, p. 295, sec. 1; Feb. 1, 1905, vol. 33, p. 263, sec. 1; June 11, 1906, vol. 34, p. 233, sec. 1; Mar. 1, 1911, vol. 36, p. 963, sec. 1; Mar. 4, 1913, vol. 37, p. 482, sec. 1; Mar. 4, 1915, vol. 38, p. 1099, sec. 1; Mar. 3, 1925, vol. 43, p. 1132; May 11, 1926, vol. 44, pp. 511, 512; July 3, 1926, vol. 44, p. 851)**-----

\$443,264.00

	Estimated expenditures, 1928 appropriation	Estimated expenditures, 1927 appropriation	Expended and obligated, 1926
<b>Departmental service:</b>			
<b>Salaries—</b>			
Professional and scientific service—			
Grade 5, \$5,200 to \$6,000; average, \$5,600—			
Senior forester (chief of branch).....	No. 1, Average Salary \$5,400	No. 1, Average Salary \$5,400	No. 1, Average Salary \$5,247
Grade 4, \$3,800 to \$5,000; average, \$4,400—			
Engineer in forest products.....	1 4,200	1 4,200	1 4,200
Forester.....	1 4,600	1 4,600	1 3,908
Forest economist.....	1 3,800	1 3,800	1 4,071
Grade 3, \$3,000 to \$3,600; average, \$3,300—			
Associate foresters.....	2 3,200	2 3,200	1 3,182
Associate scientific assistant.....	1 3,000	1 3,000	1 3,000
Associate wood technologist.....	1 3,000	1 3,000	1 3,055
Grade 2, \$2,400 to \$3,000; average, \$2,700—			
Assistant forester.....	1 2,400	1 2,400	1 2,400
Clerical, administrative, and fiscal service—			
Grade 9, \$3,000 to \$3,600; average, \$3,300—			
Senior administrative assistants.....	1 3,171	1 3,171	1 3,171
Total average number of employees.....	9 1/2	9 1/2	9 1/2
Total salaries, departmental service.....	35,000	35,000	32,091
<b>Field service:</b>			
<b>Salaries and wages—</b>			
Salary range, \$5,200 to \$6,000; average, \$5,600—			
Director, forest products laboratory.....	1 5,400	1 5,400	1 5,357
Associate director, forest products laboratory.....	1 5,200	1 5,200	1 5,200
Senior chemists.....	1 5,400	1 5,400	1 5,377
Senior engineer in forest products.....	1 5,200	1 5,200	1 5,200
Salary range, \$3,800 to \$5,000; average, \$4,400—			
Foresters.....	5 3,839	4 3,848	4 3,800
Editor.....	1 4,000	1 4,000	1 3,900
Physicist and expert.....	1 4,400	1 4,400	1 4,437
Chemists in forest products.....	3 4,200	3 4,200	3 4,155
Engineers in forest products.....	9 4,067	8 4,100	6 4,066
Wood technologist.....	1 4,400	1 4,400	1 4,333
Specialist in wood structure.....	1 4,400	1 4,400	1 4,333
Microscopist.....	1 3,800	1 3,800	1 3,896
Logging engineer.....	1 4,200	1 4,200	1 4,260

## Estimates of appropriations required for the service of the fiscal year ending June 30, 1928—Continued

General object (title of appropriation), date of acts, references to Statutes at Large, or to Revised Statutes, and estimated amount required for each detailed object	Estimated expenditures, 1928 appropriation		Estimated expenditures, 1927 appropriation		Expended and obligated, 1926		Total amount to be appropriated under each head of appropriation	Amount appropriated for the fiscal year ending June 30, 1927
General Expenses, Forest Service—Continued.								
Field service—Continued.								
Salaries and wages—Continued.								
Salary range, \$3,300 to \$3,900; average, \$3,600—	Average—		Average—		Average—			
Laboratory assistant in finance and accounts	No.	Salary	No.	Salary	No.	Salary		
Junior administrative officers	1	\$3,400	1	\$3,400	1	\$3,350		
Salary range, \$3,000 to \$3,600; average, \$3,300—	4 1/2	3,440	4 1/2	3,440	4 1/2	3,413		
Senior administrative assistants	1 1/2	3,100	1 1/2	3,100	1 1/2	3,100		
Associate editor	1	3,400	1	3,400	1	3,325		
Associate silviculturist	1 1/2	3,100	1 1/2	3,100	1 1/2	3,100		
Associate wood technologists	2 1/2	3,050	2 1/2	3,050	2 1/2	3,000		
Associate chemists	6 1/2	3,060	5 1/2	3,072	4 1/2	3,054		
Associate engineers	6 1/2	3,046	4 1/2	3,067	3 1/2	3,055		
Associate foresters	3 1/2	3,073	2 1/2	3,100	1 1/2	3,091		
Salary range, \$2,700 to \$3,300; average, \$3,000—								
Assistant administrative assistants	2	3,000	2	3,000	2	2,955		
Salary range, \$2,400 to \$3,000; average, \$2,700—								
Assistant foresters	5 1/2	2,481	4 1/2	2,500	3 1/2	2,503		
Assistant physicist	1 1/2	2,400	1 1/2	2,400	1 1/2	2,400		
Assistant chemists	1 1/2	2,456	1 1/2	2,456	1 1/2	2,451		
Assistant engineers	4 1/2	2,500	3 1/2	2,528	3 1/2	2,515		
Assistant wood technologists	2 1/2	2,400	2 1/2	2,400	2 1/2	2,400		
Assistant physiological plant anatomist	1 1/2	2,400	1 1/2	2,400	1 1/2	2,400		
Deputy fiscal agent	1 1/2	2,600	1 1/2	2,600	1 1/2	2,600		
Salary range, \$2,100 to \$2,700; average, \$2,400—								
Principal custodian	1 1/2	2,300	1 1/2	2,300	1 1/2	2,300		
Deputy fiscal agent	1 1/2	2,500	1 1/2	2,500	1 1/2	2,500		
Principal library assistant	1	2,200	1	2,200	1	2,130		
Principal draftsman	1 1/2	2,100	1 1/2	2,100	1 1/2	2,100		
Principal mechanics	1 1/2	2,167	1 1/2	2,167	1 1/2	2,167		
Salary range, \$1,860 to \$2,400; average, \$2,111.42—								
Senior scientific illustrator	1 1/2	2,300	1 1/2	2,300	1 1/2	2,208		
Senior custodian	1 1/2	1,860	1 1/2	1,860	1 1/2	1,860		
Senior laboratory aid	1	2,000	1	2,000	1	1,987		
Senior library assistant	1	1,920	1	1,920	1	1,860		
Senior clerks	3 1/2	1,960	3 1/2	1,960	3 1/2	1,917		
Junior engineers	2 1/2	1,888	1 1/2	1,900	1 1/2	1,860		
Junior wood technologists	1 1/2	1,880	1 1/2	1,880	1 1/2	1,865		
Junior chemists	5 1/2	1,880	4 1/2	1,884	4 1/2	1,860		
Junior forester	1 1/2	1,860	1 1/2	1,860	1 1/2	1,860		
Senior xylotomist	1 1/2	2,000	1 1/2	2,000	1 1/2	2,000		
Lumber grader	1 1/2	1,920	1 1/2	1,920	1 1/2	1,920		
Salary range, \$1,680 to \$2,040; average, \$1,860—								
Mechanics	3 1/2	1,760	3 1/2	1,760	3 1/2	1,743		
Photographer	1 1/2	1,740	1 1/2	1,740	1 1/2	1,740		
Scientific aid	1 1/2	1,740	1 1/2	1,740	1 1/2	1,718		
Xylotomist	1 1/2	2,040	1 1/2	2,040	1 1/2	2,040		
Paper maker	1 1/2	1,680	1 1/2	1,680	1 1/2	1,680		
Custodian (carpenter)	1 1/2	1,920	1 1/2	1,920	1 1/2	1,875		
Laboratory aid	2 1/2	1,700	1 1/2	1,710	1 1/2	1,690		
Clerks	4 1/2	1,710	4 1/2	1,710	4 1/2	1,687		
Multigraph foreman	1 1/2	1,860	1 1/2	1,860	1 1/2	1,800		
Salary range, \$1,500 to \$1,860; average, \$1,680—								
Assistant custodian	1 1/2	1,500	1 1/2	1,500	1 1/2	1,500		
Assistant laboratory aid	1 1/2	1,540	1 1/2	1,540	1 1/2	1,540		
Assistant computing aid	1 1/2	1,500	1 1/2	1,500	1 1/2	1,500		
Assistant clerks	3 1/2	1,520	2 1/2	1,530	2 1/2	1,500		
Assistant mechanic	1	1,560	1	1,560	1	1,517		
Salary range, \$1,320 to \$1,680; average, \$1,500—								
Junior mechanic	1 1/2	1,320	1 1/2	1,320	1 1/2	1,320		
Junior computing aid	1 1/2	1,320	1 1/2	1,320	1 1/2	1,320		
Junior clerks	3 1/2	1,360	3 1/2	1,380	3 1/2	1,347		
Junior laboratory aid	1	1,320	1	1,380	1	1,320		
Salary range, \$1,020 to \$1,260; average, \$1,140—								
Minor custodian	1 1/2	1,140	1 1/2	1,140	1 1/2	1,110		
Salary range, \$900 to \$1,140; average, \$1,020—								
Senior messenger	1 1/2	960	1 1/2	960	1 1/2	900		
Driver-mechanic	1 1/2	1,000	1 1/2	1,000	1 1/2	1,000		
Total average number of employees	120 1/2		107 1/2		102 1/2			
Total salaries, field service		329,126.00		295,966.00		277,176.00		
Wages, temporary laborers		6,500.00		6,000.00		6,095.92		
Total salaries and wages, field service		335,626.00		301,966.00		283,271.92		
The difference between 1928 and 1927 is due to increase in force, \$33,660.								
01 Total personal services		370,626.00		336,966.00		315,362.92		
Supplies and materials:								
0200 Stationery and office supplies		3,400.00		3,100.00		3,078.33		
0210 Medical and hospital supplies		75.00		75.00		77.41		
0220 Scientific and educational supplies		4,700.00		4,300.00		4,290.31		
0230 Fuel						22.21		
0280 Sundry supplies		3,600.00		3,300.00		3,230.10		
0290 Materials		3,200.00		2,900.00		2,817.15		
02 Total supplies and materials		14,975.00		13,675.00		13,515.51		
Communication service:								
0500 Telegraph service		200.00		200.00		199.27		
0510 Telephone service		1,500.00		1,500.00		1,433.55		
0520 Other communication service		50.00		50.00		55.55		
05 Total communication service		1,750.00		1,750.00		1,708.37		

*Estimates of appropriations required for the service of the fiscal year ending June 30, 1928—Continued*

General object (title of appropriation), date of acts, references to Statutes at Large, or to Revised Statutes, and estimated amount required for each detailed object	Total amount to be appropriated under each head of appropriation	Amount appropriated for the fiscal year ending June 30, 1927
--	--	--

*General Expenses, Forest Service—Continued.*

	Estimated expenditures, 1928 appropriation	Estimated expenditures, 1927 appropriation	Expended and obligated, 1926
Travel expenses:			
0615 Transportation.....	\$19,200.00	\$17,000.00	\$16,106.37
0616 Subsistence.....	11,513.00	10,133.00	9,947.26
06 Total travel expenses.....	30,713.00	27,133.00	26,053.63
07 Transportation of things (service).....	3,000.00	2,700.00	2,649.75
08 Photographing, and photographs and prints.....	150.00	150.00	146.26
10 Furnishing of heat, light, power, etc.....	11,100.00	10,900.00	10,874.21
Rents:			
1100 Rents of buildings and structures.....	1,500.00	1,440.00	1,440.00
1110 Other rents.....	600.00	600.00	587.96
11 Total rents.....	2,100.00	2,040.00	2,027.96
12 Repairs and alterations.....	1,000.00	1,500.00	1,455.43
13 Special and miscellaneous current expenses.....	350.00	350.00	334.06
Equipment:			
3010 Furniture, furnishings, and fixtures.....	2,100.00	1,900.00	1,853.62
3020 Educational, scientific, and recreational equipment.....	4,000.00	3,500.00	3,482.10
3050 Other equipment.....	700.00	600.00	584.39
30 Total equipment.....	6,800.00	6,000.00	5,920.11
12 Structures, and parts and nonstructural improvements to lands.....	100.00	100.00	88.16
Total.....	443,264.00	403,264.00	380,136.36

For experiments and investigations of range conditions within the national forests or elsewhere on the public range, and of methods for improving the range by reseeding, regulation of grazing, and other means (*acts Mar. 3, 1899, vol. 30, p. 1095, sec. 1; June 3, 1902, vol. 32, p. 295, sec. 1; Feb. 1, 1905, vol. 33, p. 268, sec. 1; June 11, 1906, vol. 34, p. 233, sec. 1; Mar. 1, 1911, vol. 36, p. 963, sec. 1; Mar. 4, 1913, vol. 37, p. 482, sec. 1; Mar. 4, 1915, vol. 38, p. 1099, sec. 1; Mar. 3, 1925, vol. 43, p. 1132; May 11, 1926, vol. 44, pp. 511, 512; July 3, 1926, vol. 44, p. 851*).....

\$40,320.00

	Estimated expenditures, 1928 appropriation	Estimated expenditures, 1927 appropriation	Expended and obligated, 1926
Departmental service:			
Salaries—			
Professional and scientific service—			
Grade 4, \$3,800 to \$5,000; average, \$4,400—			
Inspector of grazing.....	Average— No. 1 Salary \$4,200	Average— No. 1 Salary \$4,200	Average— No. 1 Salary \$4,000
Grade 3, \$3,000 to \$3,600; average, \$3,300—			
Plant ecologist.....	1 3,300	1 3,300	1 3,200
Grade 2, \$2,400 to \$3,000; average, \$2,700—			
Assistant botanist.....	1 2,400	1 2,400	1 2,400
Subprofessional service—			
Grade 4, \$1,500 to \$1,860; average, \$1,680—			
Assistant scientific aid.....	1 1,680	1 1,680	1 1,523
Total average number of employees.....	3 1/2	3 1/2	3 1/2
Total salaries, departmental service.....	10,960	10,960	10,323
Field service:			
Salaries and wages—			
Salary range, \$3,800 to \$5,000; average, \$4,400—			
Director grazing experiment station.....	1 4,000	1 4,000	1 4,000
Salary range, \$3,000 to \$3,600; average, \$3,300—			
Director range reserve.....	1 3,000	1 3,000	1 3,000
Associate range examiners.....	4 3,050	4 3,050	4 3,023
Salary range, \$2,400 to \$3,000; average, \$2,700—			
Assistant range examiner.....	1 2,400	1 2,400	1 2,400
Salary range, \$1,860 to \$2,400; average, \$2,111.42—			
Junior range examiner.....	1 1,968	1 1,968	1 1,968
Salary range, \$1,680 to \$2,040; average, \$1,860—			
Clerk.....	1 1,680	1 1,680	1 1,680
Total average number of employees.....	6 1/2	6 1/2	6 1/2
Total salaries and wages, field service.....	20,795.00	20,795.00	20,687.00
Wages, temporary laborers.....	2,800.00	2,500.00	2,841.60
Total salaries and wages, field service.....	23,595.00	23,295.00	23,528.60
01 Total personal services.....	34,255.00	34,255.00	33,851.60

## Estimates of appropriations required for the service of the fiscal year ending June 30, 1928—Continued

General object (title of appropriation), date of acts, references to Statutes at Large, or to Revised Statutes, and estimated amount required for each detailed object	Total amount to be appropriated under each head of appropriation	Amount appropriated for the fiscal year ending June 30, 1927
--	--	--

## General Expenses, Forest Service—Continued.

	Estimated expenditures, 1928 appropriation	Estimated expenditures, 1927 appropriation	Expended and obligated, 1926
Supplies and materials:			
0200 Stationery and office supplies.....	\$25.00	\$25.00	\$35.83
0220 Scientific and educational supplies.....	75.00	75.00	70.47
0230 Fuel.....	150.00	150.00	157.25
0250 Forage and other supplies for animals.....	300.00	300.00	339.75
0260 Provisions.....	250.00	250.00	262.37
0280 Sundry supplies.....	225.00	225.00	232.86
0290 Materials.....	25.00	25.00	27.91
02 Total supplies and materials.....	1,050.00	1,050.00	1,126.44
04 Subsistence and care of animals.....			9.65
Communication service:			
0500 Telegraph service.....			4.41
0510 Telephone service.....	90.00	90.00	92.25
0520 Other communication service.....	10.00	10.00	6.90
05 Total communication service.....	100.00	100.00	103.56
Travel expenses:			
0615 Transportation.....	1,750.00	1,750.00	1,835.84
0616 Subsistence.....	1,625.00	1,625.00	1,663.25
06 Total travel expenses.....	3,375.00	3,375.00	3,499.09
07 Transportation of things (service).....	550.00	550.00	558.31
08 Photographing, and photographs and prints.....	70.00	70.00	63.60
10 Furnishing of heat, light, power, etc.....	100.00	100.00	96.93
11 Other rents.....	30.00	30.00	33.10
12 Repairs and alterations.....	150.00	150.00	167.51
13 Special and miscellaneous current expenses.....	20.00	20.00	20.07
Equipment:			
3000 Passenger-carrying vehicles.....			5.35
3010 Furniture, furnishings, and fixtures.....	70.00	70.00	69.80
3060 Other equipment.....	350.00	350.00	366.99
30 Total equipment.....	420.00	420.00	442.14
32 Structures and parts and nonstructural improvements to lands.....	200.00	200.00	181.60
Total.....	40,320.00	40,320.00	40,153.60

For the purchase of tree seed, cones, and nursery stock, for seeding and tree planting within national forests, and for experiments and investigations necessary for such seeding and tree planting [\$131,700: *Provided*, That from the nurseries on the Nebraska National Forest the Secretary of Agriculture, under such rules and regulations as he may prescribe, may furnish young trees free, so far as they may be spared, to residents of the territory covered by "An act increasing the area of homesteads in a portion of Nebraska," approved April 28, 1904] (*acts Mar. 3, 1899, vol. 30, p. 1095, sec. 1; June 3, 1902, vol. 32, p. 295, sec. 1; Feb. 1, 1905, vol. 33, p. 268, sec. 1; June 11, 1906, vol. 34, p. 233, sec. 1; Mar. 1, 1911, vol. 36, p. 963, sec. 1; Mar. 4, 1913, vol. 37, p. 482, sec. 1; Mar. 4, 1915, vol. 38, p. 1099, sec. 1; Mar. 3, 1925, vol. 43, p. 1132; May 11, 1926, vol. 44, pp. 511, 512; July 3, 1926, vol. 44, p. 851*)

\$150,000.00

	Estimated expenditures, 1928 appropriation	Estimated expenditures, 1927 appropriation	Expended and obligated, 1926
Field service:			
Salaries and wages—			
Salary range, \$3,300 to \$3,900; average, \$3,600—			
Senior investigator.....	<i>Average—</i> No. 1 Salary \$3,400	<i>Average—</i> No. 1 Salary \$3,400	<i>Average—</i> No. 1 Salary \$3,300
Salary range, \$3,000 to \$3,600; average, \$3,300—			
Senior administrative assistant.....	1 3,100	1 3,100	1 3,000
Associate forester.....	1 3,000	1 3,000	1 3,000
Salary range, \$2,400 to \$3,000; average, \$2,700—			
Assistant forester.....	1 2,600	1 2,600	1 2,544
Assistant silviculturist.....	1 2,500	1 2,500	1 2,500
Chief forest-planting assistant.....	1 2,500	1 2,500	1 2,500
Salary range, \$1,860 to \$2,400; average, \$2,111.42—			
Senior forest-planting assistants.....	4 2,100	4 2,100	3 2,060
Junior forester.....	1 1,942	1 1,942	1 1,942
Salary range, \$1,680 to \$2,040; average, \$1,860—			
Warehouse foreman.....	1 1,680	1 1,680	1 1,680
Forest ranger.....	1 1,687	1 1,687	1 1,687
Salary range, \$1,500 to \$1,860; average, \$1,680—			
Assistant forest-planting assistant.....	1 1,800	1 1,800	1 1,800
Total average number of employees.....	12 1/4	12 1/4	12 1/4
Total salaries, field service.....	29,562.00	29,562.00	28,987.00

*Estimates of appropriations required for the service of the fiscal year ending June 30, 1928—Continued*

General object (title of appropriation), date of acts, references to Statutes at Large, or to Revised Statutes, and estimated amount required for each detailed object				Total amount to be appropriated under each head of appropriation	Amount appropriated for the fiscal year ending June 30, 1927
<i>General Expenses, Forest Service—Continued.</i>					
	Estimated expenditures, 1928 appropriation	Estimated expenditures, 1927 appropriation	Expended and obligated, 1926		
Field service—Continued.					
Salaries and wages—Continued.					
Wages, temporary laborers.....	<i>Average—</i> No. Salary \$23,183.00	<i>Average—</i> No. Salary \$23,183.00	<i>Average—</i> No. Salary \$23,896.63		
Total salaries and wages, field service.....	52,745.00	52,745.00	52,883.63		
Deduct allowance for quarters.....	745.00	745.00	745.00		
Cash payment, salaries and wages.....	52,000.00	52,000.00	52,138.63		
Deduct expenditures for personal services included in objects named below.....	52,000.00	52,000.00	52,138.63		
Supplies and materials:					
0200 Stationery and office supplies.....	25.00	25.00	25.25		
0210 Medical and hospital supplies.....	10.00	10.00	13.34		
0220 Scientific and educational supplies.....	60.00	60.00	62.40		
0230 Fuel.....	20.00	20.00	20.78		
0250 Forage and other supplies for animals.....	1,500.00	1,500.00	1,474.96		
0260 Provisions.....	7,300.00	7,300.00	7,247.33		
0280 Sundry supplies.....	1,100.00	1,100.00	1,073.70		
0290 Materials.....	100.00	100.00	70.15		
02 Total supplies and materials.....	10,115.00	10,115.00	9,987.91		
Deduct expenditures for supplies and materials included in objects named below.....	10,115.00	10,115.00	9,987.91		
03 Subsistence and support of persons (service).....	500.00	500.00	509.84		
Deduct expenditures for subsistence and support of persons included in objects named below.....	500.00	500.00	509.84		
04 Subsistence and care of animals and storage and care of vehicles.....	50.00	50.00	65.32		
Deduct expenditures for subsistence and care of animals included in objects named below.....	50.00	50.00	65.32		
Communication service:					
0500 Telegraph service.....	18.00	18.00	15.85		
0510 Telephone service.....	50.00	50.00	49.23		
0520 Other communication service.....	2.00	2.00	2.44		
05 Total communication service.....	70.00	70.00	67.52		
Deduct expenditures for communication service included in objects named below.....	70.00	70.00	67.52		
Travel expenses:					
0615 Transportation.....	1,750.00	1,750.00	1,750.45		
0616 Subsistence.....	1,250.00	1,250.00	1,261.96		
06 Total travel expenses.....	3,000.00	3,000.00	3,012.41		
Deduct expenditures for travel expenses included in objects named below.....	3,000.00	3,000.00	3,012.41		
07 Transportation of things (service).....	3,700.00	3,700.00	3,700.66		
Deduct expenditures for transportation of things included in objects named below.....	3,700.00	3,700.00	3,700.66		
08 Photographing, and photographs and prints.....			3.67		
Deduct expenditures for photographing and photographs and prints included in objects named below.....			3.67		
10 Furnishing of heat, light, power, etc.....			5.20		
Deduct expenditures for heat, light, and power included in objects named below.....			5.20		
Rents:					
1100 Rent of buildings and structures.....	180.00	180.00	184.83		
1110 Other rents.....	120.00	120.00	121.48		
11 Total rents.....	300.00	300.00	306.31		
Deduct expenditures for rents included in objects named below.....	300.00	300.00	306.31		
12 Repairs and alterations.....	700.00	700.00	675.44		
13 Special and miscellaneous current expenses.....			2.77		
Deduct expenditures for special and miscellaneous current expenses included in objects named below.....			2.77		
Equipment:					
3010 Furniture, furnishings, and fixtures.....	150.00	150.00	152.18		
3020 Educational, scientific, and recreational equipment.....	30.00	30.00	29.99		
3050 Other equipment.....	650.00	650.00	662.89		
30 Total equipment.....	830.00	830.00	845.06		
Deduct expenditures for equipment included in objects named below.....	830.00	830.00	845.06		
Structures and parts and nonstructural improvements to lands.....	78,335.00	60,035.00	59,450.86		
Add indirect expenditures deducted from other objects.....	70,965.00	70,965.00	71,027.93		
32 Total structures and parts and nonstructural improvements to lands.....	149,300.00	131,000.00	130,478.79		
33 Stores purchased for resale.....	400.00	400.00	382.63		
Deduct expenditures for stores purchased for resale included in objects named above.....	400.00	400.00	382.63		
Total.....	150,000.00	131,700.00	131,154.23		

## Estimates of appropriations required for the service of the fiscal year ending June 30, 1928—Continued

General object (title of appropriation), date of acts, references to Statutes at Large, or to Revised Statutes, and estimated amount required for each detailed object	Total amount to be appropriated under each head of appropriation		Amount appropriated for the fiscal year ending June 30, 1927
<i>General Expenses, Forest Service—Continued.</i>			
For silvicultural, dendrological, and other experiments and investigations, independently or in cooperation with other branches of the Federal Government, with States, and with individuals, to determine the best methods for the conservative management of forest and forest lands, <b>[\$250,000] \$310,000</b> , of which amount not to exceed <b>[\$30,000] \$60,000</b> shall be immediately available for the establishment of <b>[a] forest experiment [station] stations</b> as provided in the act entitled "An act to authorize the establishment and maintenance of a forest experiment station in <b>[California and surrounding States] the Ohio and Mississippi Valleys,</b> " approved <b>[March 3, 1925] July 3, 1926</b> , and as provided in the act entitled "An act for the establishment and maintenance of a forest experiment station in Pennsylvania and the neighboring States," approved July 3, 1926 (acts Mar. 3, 1899, vol. 30, p. 1095, sec. 1; June 3, 1902, vol. 32, p. 295, sec. 1; Feb. 1, 1905, vol. 33, p. 268, sec. 1; June 11, 1906, vol. 34, p. 233, sec. 1; Mar. 1, 1911, vol. 36, p. 963, sec. 1; Mar. 4, 1913, vol. 37, p. 482, sec. 1; Mar. 4, 1915, vol. 38, p. 1099, sec. 1; Mar. 3, 1925, vol. 43, p. 1132; May 11, 1926, vol. 44, pp. 511, 512; July 3, 1926, vol. 44, p. 851)-----			
	\$310,000.00		
	Estimated expenditures, 1928 appropriation	Estimated expenditures, 1927 appropriation	Expended and obligated, 1926
Departmental service:			
Salaries—			
Professional and scientific service—	<i>Average—</i>	<i>Average—</i>	<i>Average—</i>
Grade 4, \$3,800 to \$5,000; average, \$4,400—	No. Salary	No. Salary	No. Salary
Silviculturists.....	1½ \$4,333	1½ \$4,333	1½ \$4,200
Foresters.....	2 3,800	2 3,800	1½ 3,800
Forest economist.....	1 4,000	1 4,000	1 3,811
Grade 3, \$3,000 to \$3,600; average, \$3,300—			
Associate forester.....	1 3,000	1 3,000	
Grade 1, \$1,860 to \$2,400; average, \$2,111.42—			
Junior forester.....	1 2,000	1 2,000	½ 1,960
Clerical, administrative, and fiscal service—			
Grade 9, \$3,000 to \$3,600; average, \$3,300—			
Senior administrative assistant.....	½ 3,600	½ 3,600	½ 3,420
Total number of employees.....	7½	7½	6½
Total salaries, departmental service.....	26,100	26,100	21,692
Field service:			
Salaries and wages—			
Salary range, \$5,200 to \$6,000; average, \$5,600—			
Directors, forest experiment station.....	2 5,400	2 5,400	2 5,400
Salary range, \$3,800 to \$5,000; average, \$4,400—			
Directors, forest experiment station.....	9 4,144	7 4,186	6 4,183
Silviculturists.....	2½ 3,925	2½ 3,925	2½ 3,925
Microscopist.....	½ 3,800	½ 3,800	½ 3,800
Salary range, \$3,300 to \$3,900; average, \$3,600—			
Junior administrative officers.....	3 3,422	3 3,422	3 3,422
Salary range, \$3,000 to \$3,600; average, \$3,300—			
Associate silviculturists.....	11½ 3,083	7½ 3,126	4½ 3,162
Salary range, \$2,400 to \$3,000; average, \$2,700—			
Assistant silviculturist.....	7½ 2,494	5½ 2,530	4½ 2,560
Assistant forester.....	2½ 2,419	2½ 2,419	2½ 2,419
Salary range, \$1,860 to \$2,400; average, \$2,111.42—			
Junior forester.....	15½ 1,918	11½ 1,939	7½ 1,980
Senior clerk.....	3 1,920	3 1,920	3 1,920
Salary range, \$1,680 to \$2,040; average, \$1,860—			
Laboratory aid.....	½ 1,800	½ 1,800	½ 1,800
Clerks.....	5 1,716	3 1,740	2 1,770
Scientific aid.....	½ 1,740	½ 1,740	½ 1,740
Forest ranger.....	1 1,680	1 1,680	
Salary range, \$1,500 to \$1,860; average, \$1,680—			
Assistant clerks.....	2½ 1,512	2½ 1,512	1½ 1,520
Salary range, \$1,320 to \$1,680; average, \$1,500—			
Junior clerks.....	6½ 1,320	4½ 1,320	2½ 1,320
Junior laboratory aid.....	1½ 1,320	1½ 1,320	1½ 1,320
Salary range, \$1,140 to \$1,500; average, \$1,320—			
Underclerk.....	1 1,140	1 1,140	1 1,140
Salary range, \$900 to \$1,260; average, \$1,080—			
Minor scientific helper.....	½ 900	½ 900	½ 900
Total number of employees.....	74	58	44
Total salaries, field service.....	190,218.00	151,978.00	121,238.00
Wages, temporary laborers.....	18,000.00	12,000.00	11,098.47
Total salaries and wages, field service.....	208,218.00	163,978.00	132,336.47
The difference between 1928 and 1927 is due to increase in force, \$44,240.			
01 Total personal services.....	234,318.00	190,078.00	154,028.47
Supplies and materials:			
0200 Stationery and office supplies.....	800.00	650.00	531.71
0210 Medical and hospital supplies.....			3.72
0220 Scientific and educational supplies.....	1,100.00	900.00	724.92
0230 Fuel.....	200.00	150.00	118.65
0250 Forage and other supplies for animals.....	400.00	320.00	273.06
0260 Provisions.....	800.00	650.00	537.99
0280 Sundry supplies.....	3,600.00	2,800.00	2,218.85
0290 Materials.....	1,000.00	800.00	638.40
02 Total supplies and materials.....	7,900.00	6,280.00	5,047.30
03 Subsistence and support of persons (service).....	500.00	400.00	332.30
04 Subsistence and care of animals and storage and care of vehicles.....	175.00	150.00	133.85



*Estimates of appropriations required for the service of the fiscal year ending June 30, 1928—Continued*

General object (title of appropriation), date of acts, references to Statutes at Large, or to Revised Statutes, and estimated amount required for each detailed object	Total amount to be appropriated under each head of appropriation	Amount appropriated for the fiscal year ending June 30, 1927
--	--	--

*General Expenses, Forest Service—Continued.*

	Estimated expenditures, 1928 appropriation	Estimated expenditures, 1927 appropriation	Expended and obligated, 1926
Communication service:			
0500 Telegraph service.....	\$200.00	\$160.00	\$130.96
0510 Telephone service.....	950.00	750.00	604.13
0520 Other communication service.....	90.00	70.00	55.03
05 Total communication service.....	1,240.00	980.00	790.12
Travel expenses:			
0615 Transportation.....	22,342.00	17,610.00	13,891.09
0616 Subsistence.....	23,500.00	18,502.00	14,839.61
06 Total travel expenses.....	45,842.00	36,112.00	28,730.70
07 Transportation of things (service).....	1,500.00	1,200.00	965.58
08 Photographing, and photographs and prints.....	250.00	200.00	176.45
10 Furnishing of heat, light, power, etc.....	200.00	150.00	142.11
Rents:			
1100 Rent of buildings and structures.....	5,700.00	4,500.00	3,704.33
1110 Other rents.....	1,500.00	1,200.00	978.05
11 Total rents.....	7,200.00	5,700.00	4,682.38
12 Repairs and alterations.....	1,400.00	1,100.00	883.05
13 Special and miscellaneous current expenses.....	175.00	150.00	136.75
Equipment:			
3000 Passenger-carrying vehicles.....	600.00	500.00	426.81
3020 Educational, scientific, and recreational equipment.....	2,500.00	2,000.00	1,592.00
3010 Furniture, furnishings, and fixtures.....	3,100.00	2,500.00	1,821.95
3050 Other equipment.....	2,500.00	2,000.00	1,776.42
30 Total equipment.....	8,700.00	7,000.00	5,617.18
32 Structures and parts and nonstructural improvements to lands.....	600.00	500.00	514.16
Total.....	310,000.00	250,000.00	202,180.40

For estimating and appraising timber and other resources on the national forests preliminary to disposal by sale or to the issue of occupancy permits, and for emergency expenses incident to their sale or use (acts Mar. 3, 1899, vol. 30, p. 1095, sec. 1; June 3, 1902, vol. 32, p. 295, sec. 1; Feb. 1, 1905, vol. 33, p. 268, sec. 1; June 11, 1906, vol. 34, p. 233, sec. 1; Mar. 1, 1911, vol. 36, p. 963, sec. 1; Mar. 4, 1913, vol. 37, p. 482, sec. 1; Mar. 4, 1915, vol. 38, p. 1099, sec. 1; Mar. 3, 1925, vol. 43, p. 1132; May 11, 1926, vol. 44, pp. 511, 512; July 3, 1926, vol. 44, p. 851)...

\$108,550.00

	Estimated expenditures, 1928 appropriation	Estimated expenditures, 1927 appropriation	Expended and obligated, 1926
Field service:			
Salaries and wages--			
Salary range, \$3,300 to \$3,900; average, \$3,600--	Average--	Average--	Average--
Senior administrative assistant.....	No. Salary	No. Salary	No. Salary
Salary range, \$3,000 to \$3,600; average, \$3,300--	★ \$3,400	★ \$3,400	★ \$3,400
Associate foresters.....	1 1/2 3,030	1 1/2 3,030	1 1/2 3,030
Associate range examiner.....	1 3,000	1 3,000	1 3,000
Salary range, \$2,400 to \$3,000; average, \$2,700--			
Assistant range examiners.....	4 1/2 2,550	4 1/2 2,550	4 1/2 2,517
Chief lumbermen.....	1 1/2 2,492	1 1/2 2,492	1 1/2 2,492
Chief land examiner.....	1 2,400	1 2,400	1 2,400
Salary range, \$1,800 to \$2,400; average, \$2,111.42--			
Junior foresters.....	4 1/2 1,980	4 1/2 1,980	4 1/2 1,957
Junior range examiners.....	6 1/2 1,920	6 1/2 1,920	6 1/2 1,906
Salary range, \$1,680 to \$2,040; average, \$1,860--			
Forest rangers.....	2 1/2 1,893	2 1/2 1,893	2 1/2 1,893
Salary range, \$1,500 to \$1,860; average, \$1,680--			
Assistant forest ranger.....	1 1,620	1 1,620	1 1,620
Total average number of employees.....	21	21	21
Total salaries and wages, field service.....	46,228.00	46,228.00	45,893.00
Wages, temporary laborers.....	27,500.00	27,500.00	27,214.69
01 Total salaries and wages, field service.....	73,728.00	73,728.00	73,107.69
Supplies and materials:			
0200 Stationery and office supplies.....	125.00	125.00	123.72
0210 Medical and hospital supplies.....	10.00	10.00	11.30
0230 Fuel.....	30.00	30.00	30.73
0250 Forage and other supplies for animals.....	800.00	800.00	773.43
0260 Provisions.....	12,852.00	12,852.00	12,571.61
0280 Sundry supplies.....	600.00	600.00	575.85
0290 Materials.....			3.99
02 Total supplies and materials.....	14,417.00	14,417.00	14,000.63
03 Subsistence and support of persons (service).....	500.00	500.00	498.82
04 Subsistence and care of animals and storage and care of vehicles.....	100.00	100.00	110.73

*Estimates of appropriations required for the service of the fiscal year ending June 30, 1928—Continued*

General object (title of appropriation), date of acts, references to Statutes at Large, or to Revised Statutes, and estimated amount required for each detailed object

Total amount to be appropriated under each head of appropriation

Amount appropriated for the fiscal year ending June 30, 1927

*General Expenses, Forest Service—Continued.*

	Estimated expenditures, 1928 appropriation	Estimated expenditures, 1927 appropriation	Expended and obligated, 1926
<b>Communication service:</b>			
0500 Telegraph service	\$5.00	\$5.00	\$4.03
0510 Telephone service	10.00	10.00	7.30
0520 Other communication service			3.97
05 Total communication service	15.00	15.00	15.30
<b>Travel expenses:</b>			
0615 Transportation	6,300.00	6,300.00	6,218.18
0616 Subsistence	5,300.00	5,300.00	5,232.15
06 Total travel expenses	11,600.00	11,600.00	11,450.33
07 Transportation of things (service)	5,000.00	5,000.00	4,885.22
08 Photographing, and photographs and prints	250.00	250.00	280.75
10 Furnishing of heat, light, power, etc.			5.81
<b>Rents:</b>			
1100 Rent of buildings and structures	240.00	240.00	275.17
1110 Other rents	400.00	400.00	388.82
11 Total rents	640.00	640.00	663.99
12 Repairs and alterations	450.00	450.00	429.16
13 Special and miscellaneous current expenses			13.75
<b>Equipment:</b>			
3010 Furniture, furnishings, and fixtures	450.00	450.00	440.25
3020 Educational, scientific, and recreational equipment	200.00	200.00	194.11
3050 Other equipment	1,200.00	1,200.00	1,186.20
30 Total equipment	1,850.00	1,850.00	1,820.56
53 Refunds, awards, and indemnities			40.55
Total	108,550.00	108,550.00	107,413.29

For other miscellaneous forest investigations and for collating, digesting, recording, illustrating, and distributing the results of the experiments and investigations herein provided for (*acts Mar. 3, 1899, vol. 30, p. 1095, sec. 1; June 3, 1902, vol. 32, p. 295, sec. 1; Feb. 1, 1905, vol. 33, p. 263, sec. 1; June 11, 1906, vol. 34, p. 233, sec. 1; Mar. 1, 1911, vol. 36, p. 963, sec. 1; Mar. 4, 1913, vol. 37, p. 432, sec. 1; Mar. 4, 1915, vol. 38, p. 1099, sec. 1; Mar. 3, 1925, vol. 43, p. 1132; May 11, 1926, vol. 44, pp. 511, 512; July 3, 1926, vol. 44, p. 851*)

\$33,800.00

	Estimated expenditures, 1928 appropriation	Estimated expenditures, 1927 appropriation	Expended and obligated, 1926
<b>Departmental service:</b>			
<b>Salaries—</b>			
<b>Professional and scientific service—</b>			
Grade 5, \$5,200 to \$6,000; average, \$5,600—	<i>Average—</i>	<i>Average—</i>	<i>Average—</i>
Senior forester	No. $\frac{1}{2}$ Salary \$5,400	No. $\frac{1}{2}$ Salary \$5,400	No. $\frac{1}{2}$ Salary
Grade 4, \$3,800 to \$5,000; average, \$4,400—	2 4,500	2 4,500	1 $\frac{1}{2}$ \$4,420
Foresters			
<b>Subprofessional service—</b>			
Grade 8, \$2,400 to \$3,000; average, \$2,700—			
Chief geographer			1 2,550
Chief draftsman			1 2,500
Grade 7, \$2,100 to \$2,700; average, \$2,400—			
Principal draftsman	1 2,500	1 2,500	1 2,450
<b>Clerical, administrative, and fiscal service—</b>			
Grade 9, \$3,000 to \$3,600; average, \$3,300—			
Editor	1 3,300	1 3,300	1 3,150
Senior administrative assistants	2 3,200	2 3,200	2 3,400
Grade 8, \$2,700 to \$3,300; average, \$3,000—			
Associate administrative assistant	1 3,100	1 3,100	1 3,100
Grade 7, \$2,400 to \$3,000; average, \$2,700—			
Chief photographer			1 2,500
Grade 6, \$2,100 to \$2,700; average, \$2,400—			
Principal clerks	2 2,250	2 2,250	1 $\frac{1}{2}$ 2,106
Grade 4, \$1,680 to \$2,040; average, \$1,860—			
Clerk			$\frac{1}{2}$ 1,740
Grade 3, \$1,500 to \$1,860; average, \$1,680—			
Assistant clerk			$\frac{1}{2}$ 1,728
01 Total average number of employees	9 $\frac{1}{2}$	9 $\frac{1}{2}$	10 $\frac{1}{2}$
Total salaries, departmental service	31,500	31,500	32,541
<b>Supplies and materials:</b>			
0200 Stationery and office supplies	20.00	20.00	20.13
0220 Scientific and educational supplies			2.20
0280 Sundry supplies	1,000.00	1,000.00	721.90
0290 Materials	100.00	100.00	97.97
02 Total supplies and materials	1,120.00	1,120.00	842.20
08 Photographing and photographs and prints	50.00	50.00	27.35
30 Educational, scientific, and recreational equipment	1,130.00	1,130.00	380.45
Total	33,800.00	33,800.00	33,791.00

## Estimates of appropriations required for the service of the fiscal year ending June 30, 1928—Continued

General object (title of appropriation), date of acts, references to Statutes at Large, or to Revised Statutes, and estimated amount required for each detailed object	Total amount to be appropriated under each head of appropriation	Amount appropriated for the fiscal year ending June 30, 1927
--	--	--

*General Expenses, Forest Service—Continued.*

For the construction and maintenance of roads, trails, bridges, fire lanes, telephone lines, cabins, fences, and other improvements necessary for the proper and economical administration, protection, and development of the national forests, **[\$426,900] \$526,900**, of which amount \$100,000 is reserved for expenditure on the Angeles, Cleveland, Santa Barbara, and San Bernardino National Forests in southern California: *Provided, That such sum of \$100,000 shall not be expended unless an equal amount is contributed for such work by State, county, municipal, and/or other local interests to be paid, in whole or in part, in advance of the performance of the work for which this appropriation provides: Provided further, That where, in the opinion of the Secretary of Agriculture, direct purchase will be more economical than construction, telephone lines, cabins, fences, and other improvements may be purchased: Provided further, That not to exceed \$50,000 may be expended for the construction and maintenance of boundary and range division fences, counting corrals, stock drive-ways and bridges, the development of stock-watering places, and the eradication of poisonous plants on the national forests: Provided further, That [\$5,000 of the appropriation for this purpose for the fiscal year 1926 allotted for the construction of a] not to exceed \$2,000 of this appropriation may be used for repair and maintenance of the dam at Cass Lake, Minnesota [shall continue available during the fiscal year 1927] (acts Mar. 3, 1899, vol. 30, p. 1095, sec. 1; June 3, 1902, vol. 32, p. 295, sec. 1; Feb. 1, 1905, vol. 33, p. 268, sec. 1; June 11, 1906, vol. 34, p. 233, sec. 1; Mar. 1, 1911, vol. 36, p. 963, sec. 1; Mar. 4, 1913, vol. 37, p. 482, sec. 1; Mar. 4, 1915, vol. 38, p. 1099, sec. 1; Mar. 3, 1925, vol. 43, p. 1132; May 11, 1926, vol. 44, pp. 511, 512; July 3, 1926, vol. 44, p. 851) ---*

\$526, 900. 00

	Estimated expenditures, 1928 appropriation	Estimated expenditures, 1927 appropriation	Expended and obligated, 1926
<b>Field service:</b>			
Salaries and wages—			
Salary range, \$3,300 to \$3,900; average, \$3,600—	<i>Average—</i>	<i>Average—</i>	<i>Average—</i>
District forest inspector	No. Salary	No. Salary	No. Salary
Salary range, \$3,000 to \$3,600; average, \$3,300—			
Associate district forest inspectors	3 \$2,900	3 \$2,900	3 2,910
Total average number of employees	3	3	3
01 Total salaries, field service	8,700	8,700	9,030
Deduct expenditures for personal services included in objects named below	8,700	8,700	9,030
12 Repairs and alterations	185,000.00	178,000.00	174,590.15
Structures and parts and nonstructural improvements to land	333,200.00	345,200.00	242,200.48
Add indirect expenditures deducted from other objects	8,700.00	8,700.00	9,030.00
32 Total structures and parts and nonstructural improvements to land	341,900.00	353,900.00	251,239.48
Total	526,900.00	531,900.00	425,829.63

CONSTRUCTION WORK CONTEMPLATED, 1928	CONSTRUCTION WORK ESTIMATED, 1927	CONSTRUCTION WORK DONE, 1926
Based on records and present market conditions of labor and materials as far as practicable, the average unit costs of construction work on the national forests for 1928 are estimated as follows:	It is estimated that the following construction work will be completed in 1927 and financed from this appropriation:	Of this appropriation there was expended for construction work on national forests as follows:
<i>Fire control and administrative improvement</i>	<i>Fire control and administrative improvement</i>	<i>Fire control and administrative improvement</i>
Telephone lines, per mile... \$70	Telephone lines, 1,515 miles... \$102,923	Telephone lines, 1,651 miles... \$88,216
Fire breaks, do... 500	Fire breaks, 172 miles... 62,281	Fire breaks, 119 miles... 44,434
Glass-ribbed lookout houses, each... 800	Glass-ribbed lookout houses, 24... 24,091	Glass-ribbed lookout houses, 34... 15,691
Lookout towers and observatories, each... 500	Lookout towers and observatories, 19... 9,004	Lookout towers and observatories, 18... 7,753
Dwellings, do... 800	Dwellings, 63... 45,947	Dwellings, 76... 23,024
Barns, do... 300	Barns, 16... 4,361	Barns, 18... 6,198
Offices, do... 400	Offices, 4... 2,595	Offices, 17... 6,345
Other structures, do... 100	Other structures, 266... 20,400	Other structures, 203... 17,605
Fences, per mile... 150	Fences, 39... 4,600	Fences, 77 miles... 12,337
Water development, do... 180	Water development, 54... 10,780	Water development, 36... 4,902
Improvements of camp grounds, each... 1,600	Improvements of camp grounds, 14... 13,500	
Burning strips, per mile... 380	Burning strips, 17 miles... 6,600	
Clearing road and trail right of way, per mile... 500	Clearing road and trail rights of way, 20 miles... 10,000	
<i>Range improvements</i>	<i>Range improvements</i>	<i>Range improvements</i>
Fences, per mile... 150	Fences, 283 miles... 42,158	Fences, 156 miles... 20,606
Corrals, each... 200	Water development, 3... 60	Corrals, 12... 1,086
Water development, do... 70		Water development, 112... 3,042

## Estimates of appropriations required for the service of the fiscal year ending June 30, 1928—Continued

General object (title of appropriation), date of acts, references to Statutes at Large, or to Revised Statutes, and estimated amount required for each detailed object	Total amount to be appropriated under each head of appropriation	Amount appropriated for the fiscal year ending June 30, 1927
<b>General Expenses, Forest Service—Continued.</b> In all, general expenses, <b>[\$5,060,507]</b> , \$5,305,834; and in addition thereto there are hereby appropriated [such funds as may accrue prior to July 1, 1927, to the credit of the special fund established by the act entitled "An act to facilitate and simplify the work of the Forest Service, United States Department of Agriculture, and to promote reforestation," approved March 3, 1925, for use for the purposes defined in section 1 of said act] all moneys received as contributions toward cooperative work under the provisions of section 1 of the act approved March 3, 1925 (Forty-third Statutes, page 1132), which funds shall be covered into the Treasury and constitute a part of the special funds provided by the act of June 30, 1914 (Thirty-eighth Statutes, page 430)	\$5, 305, 834. 00	\$5, 060, 507. 00

	Estimated expenditures, 1928 appropriation	Estimated expenditures, 1927 appropriation	Expended and obligated, 1926
Field service:			
01 Wages, temporary laborers.....	\$125,000	\$125,000	
Deduct expenditures for personal services included in objects named below.....	125,000	125,000	
Supplies and materials:			
0210 Medical and hospital supplies.....	50	50	
0250 Forage and other supplies for animals.....	800	800	
0230 Provisions.....	20,450	20,450	
0280 Sundry supplies.....	600	600	
0290 Materials.....	100	100	
02 Total supplies and materials.....	22,000	22,000	
Deduct expenditures included in objects named below.....	22,000	22,000	
03 Subsistence and support of persons (service).....	15,000	15,000	
Deduct expenditures included in objects named below.....	15,000	15,000	
Travel expenses:			
0615 Transportation.....	1,000	1,000	
0616 Subsistence.....	1,000	1,000	
06 Total travel expenses.....	2,000	2,000	
Deduct expenditures included in objects named below.....	2,000	2,000	
07 Transportation of things.....	3,000	3,000	
Deduct expenditures included in objects named below.....	3,000	3,000	
30 Equipment.....	2,500	2,500	
Deduct expenditures included in objects named below.....	2,500	2,500	
33 Stores purchased for resale.....	500	500	
Deduct expenditures included in objects named below.....	500	500	
Add indirect expenditures deducted from other objects.....	170,000	170,000	
Total.....	170,000	170,000	

[To enable the Secretary of Agriculture more effectively to carry out the provisions of the act of March 1, 1911 (Thirty-sixth Statutes, page 961), entitled "An act to enable any State to cooperate with any other State or States, or with the United States, for the protection of watersheds of navigable streams, and to appoint a commission for the acquisition of land for the purpose of conserving the navigability of navigable rivers," \$34,900 of the moneys appropriated therein, or for carrying out its purposes shall be available for the employment of agents, title attorneys, clerks, assistants, and other labor, and for the purchase of supplies and equipment required for the purpose of said act in the city of Washington.]

*Estimates of appropriations required for the service of the fiscal year ending June 30, 1928—Continued*

General object (title of appropriation), date of acts, references to Statutes at Large, or to Revised Statutes, and estimated amount required for each detailed object				Total amount to be appropriated under each head of appropriation	Amount appropriated for the fiscal year ending June 30, 1927
<b>PERMANENT INDEFINITE APPROPRIATION</b>					
<i>Refunds to Depositors, Excess of Deposits, National Forests Fund—</i>					
All money received, by or on account of the Forest Service for timber, or from any other source of forest-reservation revenue, is covered into the Treasury of the United States as a miscellaneous receipt; and there is appropriated so much as may be necessary to make refunds to depositors of money deposited by them in excess of amounts found actually due from them to the United States, and so much as may be necessary to refund to the rightful claimants such sums as may be found to have been erroneously collected for the use of lands, or for timber or other resources sold from lands located within, but not a part of, the national forests, or for alleged illegal acts done upon such lands, which acts are subsequently found to have been proper and legal. The Secretary of Agriculture is required to make annual report to Congress of the amounts refunded hereunder ( <i>acts Mar. 4, 1907, vol. 34, pp. 1256, 1270, sec. 1; Mar. 4, 1911, vol. 36, p. 1253, sec. 1</i> )					
5330 Miscellaneous refunds: Expenditures—1928, \$100,000; 1927, \$100,000; 1926, \$133,488.38.				\$100, 000. 00	\$100, 000. 00
<b>PERMANENT SPECIFIC APPROPRIATION</b>					
<i>National Forest Reservation Commission—</i>					
A sum sufficient to pay the necessary expenses of the commission and its members, not to exceed an annual expenditure of \$25,000, has been appropriated, to be paid out on the audit and order of the president of the commission, which audit and order is conclusive and binding upon all departments as to the correctness of the accounts of the commission ( <i>act Mar. 1, 1911, vol. 36, p. 963, sec. 14</i> )					
				500. 00	500. 00
	Estimated expenditures, 1928 appropriation	Estimated expenditures, 1927 appropriation	Expended and obligated, 1926		
0200 Stationery and office supplies.....	\$30. 00	\$30. 00	\$30. 41		
0800 Printing and binding.....	470. 00	470. 00	471. 84		
Total.....	500. 00	500. 00	502. 25		
<b>SPECIAL FUNDS</b>					
<i>Payments to States and Territories from the National Forests Fund—</i>					
Twenty-five per cent of all money received from each forest reserve during any fiscal year is paid at the end thereof by the Secretary of the Treasury to the State or Territory in which the reserve is situated, to be expended as the State or Territorial legislature may prescribe for the benefit of the public schools and public roads of the county or counties in which the forest reserve is situated. When any forest reserve is in more than one State or Territory or county, the distributive share to each from the proceeds of the reserve is proportional to its area therein ( <i>acts Mar. 4, 1907, vol. 34, p. 1270, sec. 1; May 23, 1908, vol. 35, p. 260, sec. 1; Mar. 1, 1911, vol. 36, p. 963, sec. 13; June 30, 1914, vol. 38, p. 441, sec. 1</i> )					
2200 Grants to States: Expenditures—1928, \$1,307,750; 1927, \$1,285,523.44; 1926, \$1,242,953.93.				1, 307, 750. 00	1, 307, 750. 00
<i>Cooperative Work, Forest Service—</i>					
All moneys received as contributions toward cooperative work in forest investigations, or the protection and improvement of the national forests, including deposits received from timber purchasers to cover the cost to the United States of disposing of brush and other debris resulting from cutting operations in sales of national-forest timber, are covered into the Treasury and constitute a special fund, which is appropriated and made available until expended, as the Secretary of Agriculture may direct, for the payment of the expenses of the investigations, protection, or improvements by the Forest Service, and for refunds to the contributors of amounts paid in by them in excess of their share of the cost of the investigations, protection, or improvements. Annual report is required to be made to Congress of all moneys received as contributions for such cooperative work ( <i>acts Mar. 3, 1905, vol. 33, p. 1070, sec. 1; June 30, 1906, vol. 34, p. 354, sec. 1; June 30, 1914, vol. 38, p. 430, sec. 1; Aug. 11, 1916, vol. 39, p. 432, sec. 1</i> )					
				1, 800, 000. 00	1, 800, 000. 00

*Estimates of appropriations required for the service of the fiscal year ending June 30, 1928—Continued*

General object (title of appropriation), date of acts, references to Statutes at Large, or to Revised Statutes, and estimated amount required for each detailed object				Total amount to be appropriated under each head of appropriation	Amount appropriated for the fiscal year ending June 30, 1927
<i>Cooperative Work, Forest Service—Continued.</i>					
	Estimated expenditures, 1928 appropriation		Estimated expenditures, 1927 appropriation		Expended and obligated, 1926
Departmental service:					
Professional and scientific service—					
Grade 4, \$3,800 to \$5,000; average, \$4,400—	Average—		Average—		
Silviculturist	No.	Salary	No.	Salary	
Forester	1		1		\$4,200
Grade 1, \$1,860 to \$2,400; average, \$2,111.42—					3,948
Junior forester					1,956
Subprofessional service—					
Grade 7, \$2,100 to \$2,700; average, \$2,400—					
Principal draftsman					2,188
Grade 6, \$1,860 to \$2,400; average, \$2,111.42—					
Senior artist					2,052
Grade 5, \$1,680 to \$2,040; average, \$1,860—					
Draftsman					1,706
Grade 4, \$1,320 to \$1,680; average, \$1,500—					
Junior draftsman					1,320
Clerical, administrative, and fiscal service—					
Grade 5, \$1,860 to \$2,400; average, \$2,111.42—					
Senior photographer					1,902
Grade 3, \$1,500 to \$1,860; average, \$1,680—					
Assistant clerk					1,620
Total average number of employees					1
Total salaries, departmental service					3,233
Deduct expenditures for personal services included in objects named below					3,233
Field service:					
Salaries and wages—					
Salary range, \$5,200 to \$6,000; average, \$5,600—					
Associate director, forest products laboratory	1	\$5,200	1	\$5,200	5,200
Senior chemist	1	5,200	1	5,200	5,200
Senior engineer	1	5,200	1	5,200	5,200
Salary range, \$3,800 to \$5,000; average, \$4,400—					
Physicist and expert	1	4,400	1	4,400	4,400
Engineers in forest products	1	3,800	1	3,800	3,800
Chemists	1	4,000	1	4,000	3,800
Specialist in wood structure	1	4,200	1	4,200	4,200
Wood technologist	1	4,000	1	4,000	3,800
Salary range, \$3,300 to \$3,900; average, \$3,600—					
Junior administrative officers	1	3,400	1	3,400	3,385
Salary range, \$3,000 to \$3,600; average, \$3,300—					
Senior administrative assistants	1	3,000	1	3,000	3,000
Associate chemists	1	3,067	1	3,067	3,005
Associate engineers	1	3,100	1	3,100	3,000
Associate silviculturist	1	3,100	1	3,100	3,100
Associate wood technologist	1	3,000	1	3,000	3,000
Salary range, \$2,700 to \$3,300; average, \$3,000—					
Associate administrative assistants	1	2,643	1	2,643	2,632
Salary range, \$2,400 to \$3,000; average, \$2,700—					
Assistant forest supervisor	1	2,600	1	2,600	2,550
Assistant engineer	1	2,500	1	2,500	2,458
Assistant chemist	1	2,400	1	2,400	2,416
Assistant wood technologist	1	2,400	1	2,400	2,400
Assistant physiological plant anatomist	1	2,400	1	2,400	2,400
Deputy fiscal agent	1	2,600	1	2,600	
Chief lumberman	1	2,500	1	2,500	2,500
Salary range, \$2,100 to \$2,700; average, \$2,400—					
Deputy fiscal agent	1	2,100	1	2,100	2,100
Principal draftsman	1	2,100	1	2,100	2,100
Salary range, \$1,860 to \$2,400; average, \$2,111.42—					
Junior forester	1	2,100	1	2,100	2,100
Junior clerk	1	1,920	1	1,920	1,860
Junior chemist	1	1,960	1	1,960	1,960
Senior laboratory aid	1	2,000	1	2,000	2,000
Senior scientific illustrator	1	1,860	1	1,860	1,860
Senior custodian	1	2,000	1	2,000	2,000
Junior engineer	1	1,920	1	1,920	1,860
Salary range, \$1,680 to \$2,040; average, \$1,860—					
Lumberman	1	1,740	1	1,740	1,740
Clerk	1	1,740	1	1,740	1,680
Custodians (carpenters)	1	1,680	1	1,680	1,680
Laboratory aids	1	1,680	1	1,680	1,680
Xylographer	1	1,680	1	1,680	1,680
Multigraph foreman	1	1,800	1	1,800	1,800
Senior mechanic	1	1,680	1	1,680	1,680
Scientific aid	1	1,740	1	1,740	1,680
Photographer	1	1,800	1	1,800	1,740
Paper makers	1	1,710	1	1,710	1,710
Forest ranger	1	1,740	1	1,740	1,740
Salary range, \$1,500 to \$1,860; average, \$1,680—					
Assistant clerk	1	1,560	1	1,560	1,500
Assistant custodian	1	1,500	1	1,500	1,500
Assistant laboratory aid	1	1,500	1	1,500	1,500
Assistant computing aid	1	1,560	1	1,560	1,500
Assistant forest ranger	1	1,560	1	1,560	1,560
Assistant scaler	1	1,500	1	1,600	1,500
Salary range, \$1,320 to \$1,680; average, \$1,500—					
Junior clerks	1	1,320	1	1,320	1,320
Junior laboratory aid	1	1,380	1	1,380	1,320
Junior computing aid	1	1,320	1	1,320	1,320
Salary range, \$1,140 to \$1,500; average, \$1,320—					
Underlaboratory aid	1	1,140	1	1,140	1,140
Unskilled laborer	1	1,140	1	1,140	1,140
Total average number of employees	29		29		60,744.00
Total salaries, field service		70,584.00		70,584.00	60,744.00
Wages, temporary laborers		157,416.00		157,416.00	279,637.61
Total personal services		228,000.00		228,000.00	349,581.61
Deduct expenditures for personal services included in objects named below		228,000.00		228,000.00	349,581.61

*Estimates of appropriations required for the service of the fiscal year ending June 30, 1928—Continued*

General object (title of appropriation), date of acts, references to Statutes at Large, or to Revised Statutes, and estimated amount required for each detailed object				Total amount to be appropriated under each head of appropriation	Amount appropriated for the fiscal year ending June 30, 1927
<i>Cooperative Work, Forest Service—Continued.</i>					
	Estimated expenditures, 1928 appropriation	Estimated expenditures, 1927 appropriation	Expended and obligated, 1926		
Supplies and materials:					
0200 Stationery and office supplies.....	\$1,200.00	\$1,200.00	\$1,187.47		
0210 Medical and hospital supplies.....	300.00	300.00	353.39		
0220 Scientific and educational supplies.....	300.00	300.00	380.66		
0250 Forage and other supplies for animals.....	1,000.00	1,000.00	1,863.45		
0260 Provisions.....	14,550.00	14,550.00	35,317.83		
0280 Sundry supplies.....	2,500.00	2,500.00	3,128.29		
0290 Materials.....	2,000.00	2,000.00	2,061.93		
02 Total supplies and materials.....	21,850.00	21,850.00	44,193.02		
Deduct expenditures included in objects named below.....	21,850.00	21,850.00	44,193.02		
03 Subsistence and support of persons (service).....	24,500.00	24,500.00	39,557.27		
Deduct expenditures included in objects named below.....	24,500.00	24,500.00	39,557.27		
05 Communication service.....	500.00	500.00	537.21		
Deduct expenditures included in objects named below.....	500.00	500.00	537.21		
Travel expenses:					
0615 Transportation.....	5,200.00	5,200.00	6,134.43		
0616 Subsistence.....	4,200.00	4,200.00	5,163.39		
06 Total travel expenses.....	9,400.00	9,400.00	11,297.82		
Deduct expenditures included in objects named below.....	9,400.00	9,400.00	11,297.82		
07 Transportation of things.....	6,500.00	6,500.00	9,411.10		
Deduct expenditures included in objects named below.....	6,500.00	6,500.00	9,411.10		
08 Photographing, and making photographs and prints.....	200.00	200.00	211.84		
Deduct expenditures included in objects named below.....	200.00	200.00	211.84		
Rents:					
1100 Rents of buildings and structures.....	4,800.00	4,800.00	4,758.02		
1110 Other rents.....	1,400.00	1,400.00	1,347.46		
11 Total rents.....	6,200.00	6,200.00	6,105.48		
Deduct expenditures included in objects named below.....	6,200.00	6,200.00	6,105.48		
12 Repairs and alterations.....	80,000.00	70,000.00	60,329.97		
13 Special and miscellaneous current expenses.....	750.00	750.00	752.69		
Deduct expenditures included in objects named below.....	750.00	750.00	752.69		
Equipment:					
3010 Furniture, furnishings, and fixtures.....	2,000.00	2,000.00	2,098.41		
3020 Educational, scientific, and recreational equipment.....	1,300.00	1,300.00	1,268.68		
3050 Other equipment.....	5,000.00	5,000.00	7,441.66		
30 Total equipment.....	8,300.00	8,300.00	10,808.75		
Deduct expenditures included in objects named below.....	8,300.00	8,300.00	10,808.75		
Structures and parts and nonstructural improvements to land.....	1,234,200.00	1,244,200.00	1,495,923.90		
Add indirect expenditures deducted from other objects.....	17,700.00	17,700.00	24,786.75		
32 Total structures and parts and nonstructural improvements to land.....	1,251,900.00	1,261,900.00	1,520,710.65		
33 Stores purchased for resale.....	1,500.00	1,500.00	1,969.48		
Deduct expenditures included in objects named below.....	1,500.00	1,500.00	1,969.48		
52 Special and miscellaneous repayments of deposits.....	8,000.00	8,000.00	8,037.18		
53 Miscellaneous refunds.....	100.00	100.00	83.88		
Forest products investigations made for industrial organizations from funds contributed by them. Add indirect expenditures deducted from other objects.....	80,000.00	80,000.00	81,626.82		
Fire prevention and suppression on private lands within the boundaries of national forests from funds deposited by landowners. Add indirect expenditures deducted from other objects.....			161,382.49		
Disposal of slash resulting from timber-sale operations from funds contributed by contractor. Add indirect expenditures deducted from other objects.....	210,000.00	210,000.00	209,863.21		
Total.....	1,630,000.00	1,630,000.00	2,042,084.20		

*Estimates of appropriations required for the service of the fiscal year ending June 30, 1928—Continued*

General object (title of appropriation), date of acts, references to Statutes at Large, or to Revised Statutes, and estimated amount required for each detailed object				Total amount to be appropriated under each head of appropriation	Amount appropriated for the fiscal year ending June 30, 1927
<b>Payment to School Funds, Arizona and New Mexico, National Forests Fund—</b> At the close of each fiscal year there is paid by the Secretary of the Treasury to each of these two States, as income for its common-school fund, such proportion of the gross proceeds of all the national forests within the State as the area of lands granted to the State for school purposes within these forest reserves may bear to the total area of all national forests within these States ( <i>act June 20, 1910, vol. 36, p. 557, sec. 1</i> )—				\$40, 000. 00	\$40, 000. 00
2200 Grants to States: Expenditures—1926, \$40,000; 1927, \$13,567.25; 1928, \$28,321.76.					
<b>Roads and Trails for States, National Forests Fund—</b> An additional 10 per cent of all moneys received from the national forests during each fiscal year is available at the end thereof, to be expended by the Secretary of Agriculture for the construction and maintenance of roads and trails within the national forests in the States from which such proceeds are derived ( <i>act Mar. 4, 1913, vol. 37, p. 843, sec. 1</i> )—				523, 000. 00	523, 000. 00
	Estimated expenditures, 1928 appropriation	Estimated expenditures, 1927 appropriation	Expended and obligated, 1926		
<b>Field service:</b>					
Salaries and wages—	<i>Average—</i>	<i>Average—</i>	<i>Average—</i>		
Salary range, \$3,800 to \$5,000; average, \$4,400—	No. Salary	No. Salary	No. Salary		
District engineer.....	1/2 \$3,800	1/2 \$3,800	1/2 \$3,800		
District fiscal agent.....	1/2 4,000	1/2 4,000	1/2 4,000		
Salary range, \$3,300 to \$3,900; average, \$3,600—					
District forest inspectors.....	1 3,400	1 3,400	1 3,432		
District fiscal agent.....	1/2 3,500	1/2 3,500	1/2 3,500		
Salary range, \$3,000 to \$3,600; average, \$3,300—					
Assistant district engineer.....	1/2 3,200	1/2 3,200	1/2 3,200		
Salary range, \$2,400 to \$3,000; average, \$2,700—					
Chief surveyors.....	2 2,750	2 2,750	2 2,731		
Deputy fiscal agent.....	1/2 2,900	1/2 2,900	1/2 2,900		
Superintendents of road construction.....	2 2,400	2 2,400	2 2,400		
Assistant forest supervisor.....	1 2,400	1 2,400	1 2,400		
Salary range, \$2,100 to \$2,700; average, \$2,400—					
Principal surveyor.....	1/2 2,400	1/2 2,400	1/2 2,384		
Principal surveyor-draftsman.....	1 2,200	1 2,200	1 2,155		
Superintendents of road construction.....	1 2,450	1 2,450	1 2,447		
Salary range, \$1,860 to \$2,400; average, \$2,111.42—					
Senior forest ranger.....	1/2 2,100	1/2 2,100	1/2 2,100		
Salary range, \$1,680 to \$2,040; average, \$1,860—					
Forest ranger.....	1/2 1,680	1/2 1,680	1/2 1,680		
Road foremen.....	1 1,680	1 1,680	1 1,680		
Salary range, \$1,140 to \$1,500; average, \$1,320—					
Underclerk.....	1/2 1,140	1/2 1,140	1/2 1,140		
Total average number of employees.....	13 1/2	13 1/2	13 1/2		
01 Total salaries, field service.....	32,884. 00	32,884. 00	32,860. 00		
Deduct expenditures for personal services included in objects named below.....	32,884. 00	32,884. 00	32,860. 00		
12 Repairs and alterations.....	150,000. 00	150,000. 00	142,040. 88		
32 Structures and parts and nonstructural improvements to land.....	417,116. 00	417,116. 00	503,035. 00		
Add indirect expenditures deducted from other objects.....	32,884. 00	32,884. 00	32,860. 00		
32 Total structures and parts and nonstructural improvements to land.....	450,000. 00	450,000. 00	535,895. 00		
Unexpended balance carried forward June 30, 1925, \$509,712.86.					
Unexpended balance carried forward June 30, 1926, \$328,958.53.					
Total.....	600,000. 00	600,000. 00	677,935. 88		
Total, Forest Service, [\$12,156,757] \$12,402,084, of which amount not to exceed [\$440,000] \$438,000 may be expended for departmental personal services in the District of Columbia.....				12, 402, 084. 00	12, 156, 757. 00



*Estimates of appropriations required for the service of the fiscal year ending June 30, 1928—Continued*

General object (title of appropriation), date of acts, references to Statutes at Large, or to Revised Statutes, and estimated amount required for each detailed object	Total amount to be appropriated under each head of appropriation	Amount appropriated for the fiscal year ending June 30, 1927
<b>[BUREAU OF CHEMISTRY]</b>		
<b>[Salaries, Bureau of Chemistry—</b> For chief of bureau and other personal services in the District of Columbia in accordance with the classification act of 1923 and for personal services in the field, \$356,308.]		
<b>[General Expenses, Bureau of Chemistry—</b> For all necessary expenses, for chemical apparatus, chemicals and supplies, repairs to apparatus, gas, electric current, official traveling expenses, telegraph and telephone service, express and freight charges, for the employment of such assistants, clerks, and other persons as the Secretary of Agriculture may consider necessary for the purposes named, in the city of Washington and elsewhere, in conducting investigations; collecting, reporting, and illustrating the results of such investigations; and for rent outside of the District of Columbia for carrying out the investigations and work herein authorized, as follows:		
<b>[For conducting the investigations contemplated by the act of May 15, 1862, relating to the application of chemistry to agriculture; for the biological investigation of food and drug products and substances used in the manufacture thereof, including investigations of the physiological effects of such products on the human organism, \$123,400.]</b>		
<b>[For collaboration with other departments of the Government desiring chemical investigations and whose heads request the Secretary of Agriculture for such assistance, and for other miscellaneous work, \$13,865.]</b>		
<b>[For investigation and experiment in the utilization, for coloring, medicinal, and technical purposes, of raw materials grown or produced in the United States, in cooperation with such persons, associations, or corporations as may be found necessary, including repairs, alterations, improvements, or additions to a building on the Arlington Experimental Farm, \$54,800.]</b>		
<b>[For the investigation and development of methods for the manufacture of table sirup and sugar and of methods for the manufacture of sweet sirups by the utilization of new agricultural sources, \$28,000.]</b>		
<b>[For enabling the Secretary of Agriculture to carry into effect the provisions of the act of June 30, 1906, entitled "An act for preventing the manufacture, sale, or transportation of adulterated, or misbranded, or poisonous, or deleterious foods, drugs, medicines, and liquors, and for regulating traffic therein, and for other purposes"; to cooperate with associations and scientific societies in the revision of the United States Pharmacopœia and development of methods of analysis, and for investigating the character of the chemical and physical tests which are applied to American food products in foreign countries, and for inspecting the same before shipment when desired by the shippers or owners of these products intended for countries where chemical and physical tests are required before the said products are allowed to be sold therein, \$785,408: <i>Provided</i>, That not more than \$4,280 shall be used for travel outside of the United States.]</b>		
<b>[For enabling the Secretary of Agriculture to carry into effect the provisions of the act approved March 2, 1897, entitled "An act to prevent the importation of impure and unwholesome tea," as amended, including payment of compensation and expenses of the members of the board appointed under section 2 of the act and all other necessary officers and employees, \$40,690.]</b>		
<b>[For the investigation and development of methods of manufacturing insecticides and fungicides, and for investigating chemical problems relating to the composition, action, and application of insecticides and fungicides, \$27,580.]</b>		
<b>[For the investigation and development of methods for the prevention of grain-dust, smut-dust, and other plant-dust explosions and resulting fires, including fires in cotton gins and cotton-oil mills, \$26,555.]</b>		
<b>[For the investigation and demonstration of improved methods or processes of preparing naval stores, the weighing, handling, transportation, and uses of same, in cooperation with individuals and companies, including the employment of necessary persons and means in the city of Washington and elsewhere, and to enable the Secretary of Agriculture to carry into effect the provisions of the naval stores act of March 3, 1923, \$35,000.]</b>		
<b>[In all, general expenses, \$1,135,298.]</b>		
<b>[Total, Bureau of Chemistry, \$1,491,606, of which amount not to exceed \$618,000 may be expended for personal services in the District of Columbia.]</b>		

*Estimates of appropriations required for the service of the fiscal year ending June 30, 1928—Continued*

General object (title of appropriation), date of acts, references to Statutes at Large, or to Revised Statutes, and estimated amount required for each detailed object	Total amount to be appropriated under each head of appropriation	Amount appropriated for the fiscal year ending June 30, 1927
<b>[BUREAU OF SOILS]</b>		
<b>[Salaries, Bureau of Soils—</b> For chief of bureau and other personal services in the District of Columbia in accordance with the classification act of 1923, \$88,260.]		
<b>[General Expenses, Bureau of Soils—</b> For all necessary expenses connected with the investigations and experiments hereinafter authorized, including the employment of investigators, local and special agents, assistants, experts, clerks, draftsmen, and labor in the city of Washington and elsewhere; official traveling expenses, materials, tools, instruments, apparatus, repairs to apparatus, chemicals, furniture, office fixtures, stationery, gas, electric current, telegraph and telephone service, express and freight charges, rent outside the District of Columbia, and for all other necessary supplies and expenses, as follows:] . [For chemical investigations of soil types, soil composition, and soil minerals, the soil solution, solubility of soil and all chemical properties of soils in their relation to soil formation, soil texture, and soil productivity, including all routine chemical work in connection with the soil survey, \$25,640.] [For physical investigations of the important properties of soil which determine productivity, such as moisture relations, aerations, heat conductivity, texture, and other physical investigations of the various soil classes and soil types, \$13,145.] [For investigations within the United States of fertilizers and other soil amendments and their suitability for agricultural use, \$248,215.] [For the investigation of soils, in cooperation with other branches of the Department of Agriculture, other departments of the Government, State agricultural experiment stations, and other State institutions, and for indicating upon maps and plats, by coloring or otherwise, the results of such investigations, \$193,710.] [For examination of soils to aid in the classification of agricultural lands, in cooperation with other bureaus of the department and other departments of the Government, \$15,510.] [For general administrative expenses connected with the above-mentioned lines of investigation, \$4,000.] [In all, general expenses, \$500,220] [Total, Bureau of Soils, \$588,480, of which amount not to exceed \$507,000 may be expended for personal services in the District of Columbia.]		

**BUREAU OF CHEMISTRY AND SOILS**

**NOTE.**—It is proposed to establish a Bureau of Chemistry and Soils in the Department of Agriculture, which will take over all the research work of the department on chemistry and soils. To the new bureau will be transferred all of the present Bureau of Soils; the soil-bacteriology and soil-fertility investigations of the Bureau of Plant Industry; and all of the present Bureau of Chemistry except those units having to do with the enforcement of the food and drugs act, tea act, naval stores act, and collaboration with other departments.

**Salaries, Bureau of Chemistry and Soils—**

For chief of bureau and other personal services in the District of Columbia in accordance with the classification act of 1923 and for personal services in the field (act May 11, 1926, vol. 44, pp. 515–516) -----

\$182,740.00

\$185,765.00

	Estimated expenditures, 1928 appropriation	Estimated expenditures, 1927 appropriation	Expended and obligated, 1926
<b>Departmental service:</b>			
<b>Salaries—</b>			
Professional and scientific service—	<i>Average—</i>	<i>Average—</i>	<i>Average—</i>
Grade 6, \$6,000 to \$7,500; average, \$6,750—	No. Salary	No. Salary	No. Salary
Chief of bureau .....	1 \$6,000	1 \$6,000	1 \$6,000
Grade 3, \$3,000 to \$3,600; average, \$3,300—			
Associate cartographers .....	2 3,000	2 3,000	1 3,000
Associate soil technologist .....			1 3,000
Grade 1, \$1,860 to \$2,400; average, \$2,111.42—			
Junior librarian .....	1 1,920	1 1,920	1 1,860
<b>Subprofessional service—</b>			
Grade 8, \$2,400 to \$3,000; average, \$2,700—			
Chief draftsmen .....	1 2,400	1 2,400	2 2,400
Grade 7, \$2,100 to \$2,700; average, \$2,400—			
Principal mechanic .....	1 2,200	1 2,200	1 2,375
Grade 5, \$1,680 to \$2,040; average, \$1,860—			
Laboratory mechanic .....	1 1,860	1 1,860	1 1,860
Draftsmen .....	3 1,760	3 1,760	3 1,757
Grade 4, \$1,500 to \$1,860; average, \$1,680—			
Assistant mechanic .....	1 1,680	1 1,680	1 1,680
Assistant laboratory mechanic .....	1 1,500	1 1,500	1 1,500
Grade 3, \$1,320 to \$1,680; average, \$1,500—			
Junior mechanic .....	1 1,620	1 1,620	1 1,620
Junior draftsmen .....	6 1,450	6 1,450	6 1,440
Junior scientific aids .....	2 1,350	2 1,350	2 1,320
Grade 2, \$1,140 to \$1,500; average, \$1,320—			
Underscientific helpers .....	2 1,200	2 1,200	1 1,180
Grade 1, \$900 to \$1,260; average, \$1,080—			
Minor scientific helpers .....	19 1,051	19 1,051	19 1,051

*Estimates of appropriations required for the service of the fiscal year ending June 30, 1928—Continued*

General object (title of appropriation), date of acts, references to Statutes at Large, or to Revised Statutes, and estimated amount required for each detailed object						Total amount to be appropriated under each head of appropriation	Amount appropriated for the fiscal year ending June 30, 1927
<i>Salaries, Bureau of Chemistry and Soils—Continued.</i>							
		Estimated expenditures, 1928 appropriation	Estimated expenditures, 1927 appropriation			Expended and obligated, 1926	
Departmental service—Continued.							
Salaries—Continued.							
Clerical, administrative, and fiscal service—							
Grade 9, \$3,000 to \$3,600; average, \$3,300—	Average—		Average—	Average—			
Administrative officer.....	No. Salary	No. Salary	No. Salary	No. Salary	No. Salary		
	1/2 \$3,000	1/2 \$3,000	1/2 \$3,000	1/2 \$3,000	1/2 \$3,000		
Grade 7, \$2,400 to \$3,000; average, \$2,700—							
Junior administrative assistant.....	1 2,700	1 2,700	1/2 2,700	1/2 2,700			
Assistant administrative officer.....			1/2 2,400	1/2 2,400			
Assistant editor.....	1 2,700	1 2,700	1/2 2,650	1/2 2,650			
Grade 6, \$2,100 to \$2,700; average, \$2,400—							
Principal clerks.....	4 2,200	4 2,200	4 2,200	4 2,200			
Grade 5, \$1,860 to \$2,400; average, \$2,111.42—							
Senior clerks.....	6 2,120	6 2,120	6 2,120	6 2,120			
Grade 4, \$1,680 to \$2,040; average, \$1,860—							
Clerks.....	8 1,773	8 1/2 1,770	9 1/2 1,759	9 1/2 1,759			
Grade 3, \$1,500 to \$1,860; average, \$1,680—							
Assistant clerks.....	20 1,586	20 1,586	19 1/2 1,588	19 1/2 1,588			
Grade 2, \$1,320 to \$1,680; average, \$1,500—							
Junior clerks.....	8 1,470	8 1,470	8 1,456	8 1,456			
Grade 1, \$1,140 to \$1,500; average, \$1,320—							
Underclerks.....	3 1,340	3 1,340	3 1,365	3 1,365			
Custodial service—							
Grade 9, \$2,100 to \$2,700; average, \$2,400—							
Assistant mechanical superintendent.....	1 2,400	1 2,400	1 2,300	1 2,300			
Grade 7, \$1,680 to \$2,040; average, \$1,860—							
Custodian mechanic.....	1 2,040	1 2,040	1 2,040	1 2,040			
Grade 4, \$1,140 to \$1,500; average, \$1,320—							
Undercustodians.....	2 1,320	2 1,320	2 1,320	2 1,320			
Grade 3, \$900 to \$1,260; average, \$1,080—							
Minor custodians.....	7 1,071	7 1,071	7 1,071	7 1,071			
Grade 2, \$780 to \$1,140; average, \$960—							
Office laborers.....	9 927	8 930	8 1/2 930	8 1/2 930			
Office laborers (charwomen, 40 cents an hour).....	6 367	6 367	6 367	6 367			
Grade 1, \$600 to \$780; average, \$690—							
Junior messengers.....	4 635	4 635	3 1/2 652	3 1/2 652			
Total average number of employees.....	123 1/2	122 1/2	122 1/2	122 1/2			
Total salaries, departmental service.....	181,505.00	181,505.00	179,767.34	179,767.34			
Field service:							
Salaries and wages—							
Salary range, \$1,680 to \$2,040; average, \$1,860—							
Clerk.....	1 1,740	1 1,740	1 1,740	1 1,740			
Salary range, \$1,320 to \$1,680; average, \$1,500—							
Junior scientific aid.....	1 1,320	1 1,320	1 1,320	1 1,320			
Salary range, \$1,140 to \$1,500; average, \$1,320—							
Under scientific helper.....	1 1,200	1 1,200	1 1,200	1 1,200			
Total average number of employees, field service.....	3	3	3	3			
Total salaries and wages, field service.....	4,260	4,260	4,260	4,260			
Total personal services.....	185,765.00	185,765.00	184,027.34	184,027.34			
Less salary lapses.....	3,025.00						
01 Net personal services.....	182,740.00	185,765.00	184,027.34	184,027.34			

**General Expenses, Bureau of Chemistry and Soils—**

For all necessary expenses connected with the investigations and experiments hereinafter authorized, including the employment of investigators, local and special agents, assistants, experts, clerks, draftsmen, and labor in the city of Washington and elsewhere; official traveling expenses, materials, tools, instruments, apparatus, repairs to apparatus, chemicals, furniture, office fixtures, stationery, gas, electric current, telegraph and telephone service, express and freight charges, rent outside the District of Columbia, and for all other necessary supplies and expenses, as follows (acts June 3, 1902, vol. 32, pp. 296, 297, sec. 1; June 30, 1906, vol. 34, pp. 768-770, sec. 1; May 11, 1926, vol. 44, pp. 515, 516):

For conducting the investigations contemplated by the act of May 15, 1862, relating to the application of chemistry to agriculture; for the biological investigation of food and drug products and substances used in the manufacture thereof, including investigations of the physiological effects of such products on the human organism; to cooperate with associations and scientific societies in the development of methods of analysis (acts June 3, 1902, vol. 32, p. 296, sec. 1; June 30, 1906, vol. 34, pp. 768-770, sec. 1; May 11, 1926, vol. 44, p. 516)-----

\$152,740.00

*Estimates of appropriations required for the service of the fiscal year ending June 30, 1928—Continued*

General object (title of appropriation), date of acts, references to Statutes at Large, or to Revised Statutes, and estimated amount required for each detailed object	Total amount to be appropriated under each head of appropriation		Amount appropriated for the fiscal year ending June 30, 1927
General Expenses, Bureau of Chemistry and Soils—Continued.			
	Estimated expenditures, 1928 appropriation	Estimated expenditures, 1927 appropriation	Expended and obligated, 1926
Departmental service:			
Salaries—			
Professional and scientific service—			
Grade 5, \$5,200 to \$6,000; average, \$5,600—	Average—	Average—	Average—
	No. Salary	No. Salary	No. Salary
Assistant chief of bureau.....	1 1/2 \$5,200	1 1/2 \$5,200	1 1/2 \$5,200
Senior chemists.....	3 1/2 5,200	3 1/2 5,200	3 1/2 5,200
Senior mycologist.....	1 5,200	1 5,200	1 5,200
Senior microscopist.....	1 5,200	1 5,200	1 5,200
Grade 4, \$3,800 to \$5,000; average, \$4,400—			
Chemists.....	3 3,933	3 3,933	3 3,933
Grade 3, \$3,000 to \$3,600; average, \$3,300—			
Associate chemists.....	9 1/2 3,074	9 1/2 3,074	8 1/2 3,066
Associate librarian.....			1 3,000
Associate bacteriologist.....			1 3,300
Grade 2, \$2,400 to \$3,000; average, \$2,700—			
Assistant chemists.....	6 1/2 2,533	6 1/2 2,533	4 1/2 2,478
Assistant microanalyst.....	1 2,500	1 2,500	1 2,500
Assistant mycologist.....	1 2,400	1 2,400	1 2,400
Assistant bacteriologist.....	1 2,500	1 2,500	1 2,500
Grade 1, \$1,860 to \$2,400; average, \$2,111.42—			
Junior chemists.....	7 1,964	5 1,964	5 1/2 1,958
Junior librarian.....			1 1,920
Junior physiologist.....			1 1,860
Junior sugar technologist.....			1 1,890
Clerical, administrative, and fiscal service—			
Grade 8, \$2,700 to \$3,300; average, \$3,000—			
Associate administrative officer.....			1 2,800
Grade 4, \$1,680 to \$2,040; average, \$1,860—			
Clerk.....			1 1,920
Subprofessional service—			
Grade 5, \$1,680 to \$2,040; average, \$1,860—			
Laboratory mechanic.....	1 1,800	1 1,800	1 1,800
Grade 4, \$1,500 to \$1,860; average, \$1,680—			
Assistant scientific aids.....	3 1,700	3 1,700	3 1/2 1,680
Grade 3, \$1,320 to \$1,680; average, \$1,500—			
Junior scientific aid.....	1 1,680	1 1,680	1 1,680
Total average number of employees.....	39	37	36 1/2
Total salaries, departmental service.....	116,912.00	112,964.00	109,824.70
Field service:			
Salaries and wages—			
Salary range, \$3,800 to \$5,000; average, \$4,400—			
Chemist.....	1 4,000	1 4,000	1 4,000
Salary range, \$3,000 to \$3,600; average, \$3,300—			
Associate chemist.....	1 3,000	1 3,000	1 3,000
Salary range, \$2,400 to \$3,000; average, \$2,700—			
Assistant chemists.....	2 2,850	2 2,850	2 2,750
Salary range, \$1,860 to \$2,400; average, \$2,111.42—			
Junior chemist.....	1 1,920	1 1,920	
Salary range, \$1,500 to \$1,860; average, \$1,680—			
Assistant laboratory mechanic.....	1 1,680	1 1,680	1 1,560
Assistant mechanic.....			1 1,500
Total average number of employees.....	6	6	4 1/2
Total salaries and wages, field service.....	16,300.00	16,300.00	13,246.67
01 Total personal services.....	133,212.00	129,264.00	123,071.37
Supplies and materials:			
0200 Stationery and office supplies.....	1,050.00	950.00	1,058.78
0220 Scientific supplies.....	4,110.00	4,110.00	4,137.86
0230 Fuel.....	110.00	110.00	119.84
0280 Sundry supplies.....	1,050.00	950.00	1,125.24
02 Total supplies and materials.....	6,320.00	6,110.00	6,441.72
Communication service:			
0500 Telegraph service.....	55.00	55.00	61.47
0510 Telephone service.....	343.00	338.00	355.66
0520 Other communication service.....	2.00	2.00	2.50
05 Total communication service.....	400.00	395.00	419.53
Travel expenses:			
0615 Transportation.....	2,922.00	2,276.00	2,680.67
0616 Subsistence.....	3,000.00	2,525.00	2,291.86
06 Total travel expenses.....	5,922.00	4,801.00	4,892.63
07 Transportation of things (service).....	335.00	200.00	336.15
Printing and binding:			
0630 Photographing and making photographs and prints.....	175.00	100.00	229.75
08 Total printing and binding.....	175.00	100.00	229.75
09 Furnishing of heat, light, power, water, and electricity.....	145.00	145.00	143.45

*Estimates of appropriations required for the service of the fiscal year ending June 30, 1928—Continued*

General object (title of appropriation), date of acts, references to Statutes at Large, or to Revised Statutes, and estimated amount required for each detailed object	Total amount to be appropriated under each head of appropriation	Amount appropriated for the fiscal year ending June 30, 1927
--	--	--

*General Expenses, Bureau of Chemistry and Soils—Continued.*

	Estimated expenditures, 1928 appropriation	Estimated expenditures, 1927 appropriation	Expended and obligated, 1926
Rents:			
1100 Rents of buildings and structures	\$1,200.00	\$1,200.00	\$1,200.00
1110 Other rents			573.33
11 Total rents	1,200.00	1,200.00	1,773.33
12 Repairs and alterations	1,200.00	1,300.00	1,844.74
13 Special and miscellaneous current expenses	400.00	180.00	385.72
Equipment:			
3010 Furniture, furnishings, and fixtures	400.00	450.00	477.24
3020 Scientific equipment	2,531.00	1,975.00	4,352.48
3050 Other equipment	500.00	400.00	489.12
30 Total equipment	3,431.00	2,825.00	5,318.84
Reserve		1,600.00	
Total	152,740.00	148,140.00	144,837.23

*For investigation and experiment in the utilization, for coloring, medicinal, and technical purposes, of raw materials grown or produced in the United States, in cooperation with such persons, associations, or corporations as may be found necessary, including repairs, alterations, improvements, or additions to a building on the Arlington Experimental Farm (acts June 3, 1902, vol. 32, p. 296, sec. 1; June 30, 1906, vol. 34, pp. 768-770, sec. 1; May 11, 1926, vol. 44, p. 515)*

\$54,800.00

	Estimated expenditures, 1928 appropriation	Estimated expenditures, 1927 appropriation	Expended and obligated, 1926
Departmental service:			
Salaries—			
Professional and scientific service—			
Grade 4, \$3,800 to \$5,000; average, \$4,400—			
Chemist	Average— No. 1 Salary \$3,800	Average— No. 1 Salary \$3,800	Average— No. 1 Salary \$3,900
Grade 3, \$3,000 to \$3,600; average, \$3,300—			
Associate chemists	4 3,125	4 3,125	3½ 3,058
Grade 2, \$2,400 to \$3,000; average, \$2,700—			
Assistant plant histologist	1 2,600	1 2,600	1 2,500
Assistant chemists	3 2,433	3 2,433	2½ 2,510
Grade 1, \$1,860 to \$2,400; average, \$2,111.42—			
Junior chemists	4 1,920	4 1,920	2½ 1,968
Subprofessional service—			
Grade 7, \$2,100 to \$2,700; average, \$2,400—			
Principal mechanic	1 2,600	1 2,600	
Grade 5, \$1,680 to \$2,040; average, \$1,860—			
Laboratory mechanic	½ 1,800	½ 1,800	½ 1,800
Grade 4, \$1,500 to \$1,860; average, \$1,680—			
Assistant scientific aids	2 1,770	2 1,770	2 1,770
Grade 3, \$1,320 to \$1,680; average, \$1,500—			
Junior scientific aid	1 1,380	1 1,380	1 1,320
Grade 1, \$900 to \$1,260; average, \$1,080—			
Minor scientific helper	1 960	1 960	
Clerical, administrative, and fiscal service—			
Grade 7, \$2,400 to \$3,000; average, \$2,700—			
Junior administrative assistant			½ 2,800
Assistant editor			½ 2,700
Grade 6, \$2,100 to \$2,700; average, \$2,400—			
Principal clerk			½ 2,700
Custodial service—			
Grade 6, \$1,500 to \$1,860; average, \$1,680—			
Mechanic (carpenter)	1 1,680	1 1,680	½ 1,680
Grade 5, \$1,320 to \$1,680; average, \$1,500—			
Junior custodian (carpenter)			½ 1,680
Total average number of employees	19½	19½	16½
Total salaries, departmental service	44,190.00	44,190.00	39,698.05
Field service:			
Salaries and wages—			
Collaborators, at \$1 per annum	5 1.00	5 1.00	5 1.00
Total average number of employees	5	5	5
Total salaries and wages, field service	5.00	5.00	5.00
01 Total personal services	44,195.00	44,195.00	39,703.05
Supplies and materials:			
0200 Stationery and office supplies	600.00	580.00	639.56
0220 Scientific supplies	2,190.00	2,000.00	2,100.99
0230 Fuel	300.00	300.00	282.68
0280 Sundry supplies	1,210.00	1,100.00	1,204.95
02 Total supplies and materials	4,300.00	3,980.00	4,228.18
Communication service:			
0500 Telegraph service	2.00	2.00	1.82
0510 Telephone service	183.00	178.00	181.33
05 Total communication service	185.00	180.00	183.15

## Estimates of appropriations required for the service of the fiscal year ending June 30, 1928—Continued

General object (title of appropriation), date of acts, references to Statutes at Large, or to Revised Statutes, and estimated amount required for each detailed object				Total amount to be appropriated under each head of appropriation	Amount appropriated for the fiscal year ending June 30, 1927
<i>General Expenses, Bureau of Chemistry and Soils—Continued.</i>					
	Estimated expenditures, 1928 appropriation	Estimated expenditures, 1927 appropriation	Expended and obligated, 1926		
Travel expenses:					
0615 Transportation.....	\$341.00	\$335.00	\$340.37		
0616 Subsistence.....	209.00	205.00	169.10		
06 Total travel expenses.....	550.00	540.00	509.47		
07 Transportation of things (service).....	210.00	200.00	210.00		
08 Printing and binding.....	5.00	5.00	.36		
10 Furnishing of heat, light, power, water, and electricity.....	1,800.00	1,710.00	1,744.81		
11 Rents.....	5.00	5.00	2.00		
12 Repairs and alterations.....	350.00	300.00	343.99		
13 Special and miscellaneous current expenses.....	2,300.00	2,105.00	2,262.10		
Equipment:					
3010 Furniture, furnishings, and fixtures.....	70.00	50.00	68.09		
3020 Scientific equipment.....	695.00	450.00	558.70		
3050 Other equipment.....	135.00	100.00	132.44		
30 Total equipment.....	900.00	600.00	759.23		
Reserve.....		1,000.00			
Total.....	54,800.00	54,800.00	49,946.04		
<i>For the investigation and development of methods for the manufacture of table sirup and sugar and of methods for the manufacture of sweet sirups by the utilization of new agricultural sources (acts June 3, 1902, vol. 32, p. 296, sec. 1; June 30, 1906, vol. 34, pp. 768-770, sec. 1; May 11, 1926, vol. 44, p. 515)</i>					
				\$28,000.00	
	Estimated expenditures, 1928 appropriation	Estimated expenditures, 1927 appropriation	Expended and obligated, 1926		
Departmental service:					
Salaries—					
Professional and scientific service—					
Grade 5, \$5,200 to \$6,000; average, \$5,600—	Average—	Average—	Average—		
Senior chemist.....	No. Salary	No. Salary	No. Salary		
Grade 3, \$3,000 to \$3,600; average, \$3,300—	1 1/2 \$5,200	1 1/2 \$5,200	1 \$5,200		
● Associate chemists.....	1 1/2 3,400	1 1/2 3,400	1 1/2 3,600		
Grade 2, \$2,400 to \$3,000; average, \$2,700—	1 1/2 2,718	1 1/2 2,718	2 2,648		
Assistant chemists.....	2 1/2 1,860	2 1/2 1,860	1 1/2 1,869		
Grade 1, \$1,860 to \$2,400; average, \$2,111.42—					
Junior sugar technologists.....	1 1,740	1 1,740	1 1,680		
Subprofessional service—					
Grade 5, \$1,680 to \$2,040; average, \$1,860—					
Scientific aid.....	1 1,740	1 1,740	1 1,680		
Grade 1, \$900 to \$1,260; average, \$1,080—					
Minor scientific helper.....			1 900		
Custodial service—					
Grade 4, \$1,140 to \$1,500; average, \$1,320—					
Undercustodian.....			1 1,260		
Total average number of employees.....	7 1/2	7 1/2	6 1/2		
01 Total salaries, departmental service.....	19,196.00	19,196.00	17,584.02		
Supplies and materials:					
0200 Stationery and office supplies.....	255.00	255.00	260.39		
0220 Scientific supplies.....	1,260.00	1,215.00	1,216.87		
0230 Fuel.....	35.00	35.00	35.00		
0280 Sundry supplies.....	950.00	945.00	949.53		
02 Total supplies and materials.....	2,500.00	2,450.00	2,461.79		
Communication service:					
0500 Telegraph service.....	90.00	85.00	89.64		
0510 Telephone service.....	30.00	25.00	29.17		
05 Total communication service.....	120.00	110.00	118.81		
Travel expenses:					
0615 Transportation.....	1,400.00	1,359.00	1,738.97		
0616 Subsistence.....	1,879.00	1,796.00	1,661.02		
06 Total travel expenses.....	3,279.00	3,149.00	3,399.99		
07 Transportation of things (service).....	520.00	500.00	518.95		
08 Printing and binding.....	25.00	20.00	25.30		
11 Rents.....	180.00	150.00	158.00		
12 Repairs and alterations.....	200.00	125.00	183.47		
13 Special and miscellaneous current expenses.....	400.00	300.00	389.42		
Equipment:					
3010 Furniture, furnishings, and fixtures.....	50.00	50.00	96.55		
3020 Scientific equipment.....	750.00	650.00	735.40		
3050 Other equipment.....	800.00	800.00	821.70		
30 Total equipment.....	1,600.00	1,500.00	1,653.65		
Reserve.....		500.00			
Total.....	28,000.00	28,000.00	26,493.40		

*Estimates of appropriations required for the service of the fiscal year ending June 30, 1928—Continued*

General object (title of appropriation), date of acts, references to Statutes at Large, or to Revised Statutes, and estimated amount required for each detailed object	Total amount to be appropriated under each head of appropriation	Amount appropriated for the fiscal year ending June 30, 1927
--	--	--

*General Expenses, Bureau of Chemistry and Soils—Continued.*

*For the investigation and development of methods of manufacturing insecticides and fungicides, and for investigating chemical problems relating to the composition, action, and application of insecticides and fungicides (acts June 3, 1902, vol. 32, p. 296, sec. 1; June 30, 1906, vol. 34, pp. 768-770, sec. 1; May 11, 1926, vol. 44, p. 516)-----*

\$27, 000. 00

	Estimated expenditures, 1928 appropriation	Estimated expenditures, 1927 appropriation	Expended and obligated, 1926
Departmental service:			
Salaries—			
Professional and scientific service—			
Grade 3, \$3,000 to \$3,600; average, \$3,300—	Average— No. 4 Salary \$3,275	Average— No. 4 Salary \$3,275	Average— No. 4 Salary \$3,238
Associate chemists.....			3,300
Associate bacteriologist.....			
Grade 2, \$2,400 to \$3,000; average, \$2,700—	3 2,567	3 2,567	3½ 2,500
Assistant chemists.....			
Grade 1, \$1,860 to \$2,400; average, \$2,111.42—	1 2,100	1 2,100	1½ 2,050
Junior chemist.....			
Clerical, administrative, and fiscal service—			
Grade 4, \$1,680 to \$2,040; average, \$1,860—	1½ 1,980	1½ 1,980	
Clerk.....			
Subprofessional service—			
Grade 1, \$900 to \$1,260; average, \$1,080—	1½ 1,260	1 1,260	
Minor scientific helper.....			
Total average number of employees.....	9½	9½	8½
01 Total salaries, departmental service.....	24,900.00	25,480.00	24,660.83
Supplies and materials:			
0200 Stationery and office supplies.....	10.00	15.00	5.00
0220 Scientific supplies.....	700.00	420.00	730.94
0230 Fuel.....	15.00	10.00	15.00
0280 Sundry supplies.....	55.00	25.00	58.81
02 Total supplies and materials.....	780.00	470.00	809.75
Communication service:			
0500 Telegraph service.....	5.00	5.00	.36
0510 Telephone service.....	45.00	35.00	44.64
05 Total communication service.....	50.00	40.00	45.00
Travel expenses:			
0615 Transportation.....	325.00	300.00	340.16
0616 Subsistence.....	575.00	550.00	512.65
06 Total travel expenses.....	900.00	850.00	852.81
07 Transportation of things (service).....	40.00	40.00	32.63
08 Printing and binding.....	5.00	5.00	1.54
12 Repairs and alterations.....	240.00	140.00	228.96
13 Special and miscellaneous current expenses.....	15.00	15.00	15.00
Equipment:			
3010 Furniture, furnishings, and fixtures.....	50.00	30.00	45.00
3020 Scientific equipment.....	20.00	10.00	15.99
30 Total equipment.....	70.00	40.00	60.99
Reserve.....		500.00	
Total.....	27,000.00	27,580.00	26,707.51

*For the investigation and development of methods for the prevention of grain-dust, smut-dust, and other plant-dust explosions and resulting fires, including fires in cotton gins and cotton-oil mills (acts June 3, 1902, vol. 32, p. 296, sec. 1; June 30, 1906, vol. 34, pp. 768-770, sec. 1; May 11, 1926, vol. 44, p. 516)-----*

25, 000. 00

	Estimated expenditures, 1928 appropriation	Estimated expenditures, 1927 appropriation	Expended and obligated, 1926
Departmental service:			
Salaries—			
Professional and scientific service—			
Grade 4, \$3,800 to \$5,000; average, \$4,400—	Average— No. 1 Salary \$3,800	Average— No. 1 Salary \$3,800	Average— No. 1½ Salary \$3,800
Engineer.....			
Grade 2, \$2,400 to \$3,000; average, \$2,700—	4 2,700	4 2,700	4½ 2,612
Assistant engineers.....			
Grade 1, \$1,860 to \$2,400; average, \$2,111.42—	1 1,860	1 1,860	1½ 1,860
Junior chemical engineer.....			
Subprofessional service—			
Grade 6, \$1,860 to \$2,400; average, \$2,111.42—	1 2,000	1 2,000	1 1,920
Senior draftsman.....			
Clerical, administrative and fiscal service—			
Grade 7, \$2,400 to \$3,000; average, \$2,700—			1½ 2,800
Junior administrative assistant.....			
Grade 4, \$1,680 to \$2,040; average, \$1,860—	1½ 1,860	1½ 1,860	1½ 1,870
Clerks.....			
Grade 3, \$1,500 to \$1,960; average, \$1,680—		1 1,500	
Assistant clerk.....			
Total average number of employees.....	8½	9½	7½
Total salaries, departmental service.....	20,960.00	22,480.00	19,020.72

*Estimates of appropriations required for the service of the fiscal year ending June 30, 1928—Continued*

General object (title of appropriation), date of acts, references to Statutes at Large, or to Revised Statutes, and estimated amount required for each detailed object	Total amount to be appropriated under each head of appropriation	Amount appropriated for the fiscal year ending June 30, 1927
--	--	--

*General Expenses, Bureau of Chemistry and Soils—Continued.*

	Estimated expenditures, 1928 appropriation	Estimated expenditures, 1927 appropriation	Expended and obligated, 1926
Supplies and materials:			
0200 Stationery and office supplies.....	\$280.00	\$230.00	\$301.09
0220 Scientific supplies.....	900.00	880.00	935.91
0230 Fuel.....	20.00	20.00	21.35
0280 Sundry supplies.....	200.00	170.00	268.81
02 Total supplies and materials.....	1,400.00	1,300.00	1,527.16
Communication service:			
0500 Telegraph service.....	15.00	15.00	20.46
0510 Telephone service.....	205.00	185.00	242.93
05 Total communication service.....	220.00	200.00	263.39
Travel expenses:			
0615 Transportation.....	870.00	825.00	1,013.02
0616 Subsistence.....	500.00	400.00	400.04
06 Total travel expenses.....	1,370.00	1,225.00	1,413.06
07 Transportation of things (service).....	90.00	70.00	99.16
08 Printing and binding.....	125.00	100.00	121.17
10 Furnishing of heat, light, power, water, and electricity.....	35.00	30.00	22.97
12 Repairs and alterations.....	100.00	90.00	136.52
13 Special and miscellaneous current expenses.....	615.00	530.00	924.43
Equipment:			
3010 Furniture, furnishings, and fixtures.....			12.00
3020 Scientific equipment.....	50.00	20.00	17.34
3050 Other equipment.....	15.00	10.00	17.19
30 Total equipment.....	65.00	30.00	46.53
Reserve.....		500.00	
Total.....	25,000.00	26,555.00	23,575.11

*For the investigation and demonstration of improved methods or processes of preparing naval stores, the weighing, handling, transportation, and the uses of same, in cooperation with individuals and companies, including the employment of necessary persons and means in the city of Washington and elsewhere.*

\$10,000.00

NOTE.—The item for naval stores investigations and for enforcement of the naval stores act amounting to \$35,000 in the present Bureau of Chemistry has been divided and the investigational and demonstration work and language transferred to this item. The enforcement work and \$25,000 of the appropriation has been transferred to the food, drug and insecticide administration.

	Estimated expenditures, 1928 appropriation	Estimated expenditures, 1927 appropriation	Expended and obligated, 1926
Departmental service:			
Salaries—			
Professional and scientific service—			
Grade 5, \$5,200 to \$6,000; average, \$5,600—	Average—	Average—	Average—
Senior chemist.....	No. Salary	No. Salary	No. Salary
Grade 1, \$1,860 to \$2,400; average, \$2,111.42—	☆ \$5,200	☆ \$5,200	☆ \$5,200
Junior chemist.....	1 1,920	1 1,920	1 1,890
Total average number of employees.....	1☆	1☆	1☆
Total salaries, departmental service.....	3,654.00	3,654.00	3,623.33
Field service:			
Salaries and wages—			
Salary range, \$3,000 to \$3,600; average, \$3,300—			
Associate chemist.....	1 3,000	1 3,000	☆ 3,000
Salary range, \$1,500 to \$1,860; average, \$1,680—			
Junior naval stores demonstrator.....	1 1,500	1 1,500	☆ 1,500
Total average number of employees.....	2	2	☆
Total salaries and wages, field service.....	4,500.00	4,500.00	1,854.17
01 Total personal services.....	8,154.00	8,154.00	5,477.50
Supplies and materials:			
0200 Stationery and office supplies.....	20.00	20.00	76.51
0220 Scientific supplies.....	350.00	300.00	173.68
0230 Fuel.....	10.00	10.00	11.54
0280 Sundry supplies.....	220.00	170.00	246.75
02 Total supplies and materials.....	600.00	500.00	508.48



*Estimates of appropriations required for the service of the fiscal year ending June 30, 1928—Continued*

General object (title of appropriation), date of acts, references to Statutes at Large, or to Revised Statutes, and estimated amount required for each detailed object

Total amount to be appropriated under each head of appropriation

Amount appropriated for the fiscal year ending June 30, 1927

*General Expenses, Bureau of Chemistry and Soils—Continued.*

	Estimated expenditures, 1928 appropriation	Estimated expenditures, 1927 appropriation	Expended and obligated, 1926
Communication service:			
0500 Telegraph service.....	\$25.00	\$25.00	\$30.17
0510 Telephone service.....	25.00	25.00	27.38
05 Total communication service.....	50.00	50.00	57.55
Travel expenses:			
0615 Transportation.....	400.00	400.00	921.20
0616 Subsistence.....	500.00	500.00	1,015.00
06 Total travel expenses.....	900.00	900.00	1,936.20
07 Transportation of things (service).....	50.00	50.00	60.75
Printing and binding:			
0830 Photographing and making photographs and prints.....	5.00	5.00	2.00
08 Total printing and binding.....	5.00	5.00	2.00
12 Repairs and alterations.....	25.00	25.00	268.85
13 Special and miscellaneous current expenses.....	11.00	11.00	6.67
Equipment:			
3010 Furniture, furnishings, and fixtures.....	25.00	25.00	112.16
3020 Scientific equipment.....	180.00	130.00	167.57
3050 Other equipment.....			537.38
30 Total equipment.....	205.00	155.00	817.11
Reserve.....		150.00	
Total.....	10,000.00	10,000.00	9,135.11

*For chemical investigations of soil types, soil composition, and soil minerals, the soil solution, solubility of soil and all chemical properties of soils in their relation to soil formation, soil texture, and soil productivity, including all routine chemical work in connection with the soil survey (acts June 3, 1902, vol. 32, p. 297, sec. 1; May 11, 1926, vol. 44, p. 516) --*

\$25,640.00

	Estimated expenditures, 1928 appropriation	Estimated expenditures, 1927 appropriation	Expended and obligated, 1926
Departmental service:			
Salaries—			
Professional and scientific service—			
Grade 4, \$3,800 to \$5,000; average, \$4,400—	<i>Average—</i>	<i>Average—</i>	<i>Average—</i>
Chemist.....	<i>No. Salary</i>	<i>No. Salary</i>	<i>No. Salary</i>
Grade 3, \$3,000 to \$3,600; average, \$3,300—	1 \$3,800	1 \$3,800	1 \$3,800
Associate chemists.....	3 3,134	3 3,134	3 3,134
Associate soil petrographer.....	1 3,300	1 3,300	1 3,300
Grade 2, \$2,400 to \$3,000; average, \$2,700—	4 2,400	4 2,400	4 2,400
Assistant chemists.....			
01 Total average number of employees.....	8 1/4	8 1/4	8 1/4
Total salaries, departmental service.....	24,450.00	24,450.00	24,449.99
02 Supplies and materials.....	850.00	850.00	821.62
Travel expenses:			
0615 Transportation.....	125.00	125.00	123.47
0616 Subsistence.....	25.00	25.00	30.10
06 Total travel expenses.....	150.00	150.00	153.57
12 Repairs and alterations.....	80.00	80.00	52.22
Equipment:			
3010 Furniture, furnishings, and fixtures.....			2.94
3020 Educational, scientific, and recreational equipment.....	110.00		18.00
30 Total equipment.....	110.00		20.94
Reserve.....		110.00	
Total.....	25,640.00	25,640.00	25,466.34

*Estimates of appropriations required for the service of the fiscal year ending June 30, 1928—Continued*

General object (title of appropriation) \* date of acts, references to Statutes at Large, or to Revised Statutes, and estimated amount required for each detailed object

Total amount to be appropriated under each head of appropriation

Amount appropriated for the fiscal year ending June 30, 1927

*General Expenses, Bureau of Chemistry and Soils—Continued.*

*For physical investigations of the important properties of soil which determine productivity, such as moisture relations, aerations, heat conductivity, texture, and other physical investigations of the various soil classes and soil types (acts June 3, 1902, vol. 32, p. 297, sec. 1; May 11, 1926, vol. 44, pp. 516, 517)*

\$13, 145. 00

	Estimated expenditures, 1928 appropriation	Estimated expenditures, 1927 appropriation	Expended and obligated, 1926
<b>Departmental service:</b>			
<b>Salaries—</b>			
Professional and scientific service—			
Grade 4, \$3,800 to \$5,000; average, \$4,400—	Average—	Average—	Average—
Physicist	No. Salary	No. Salary	No. Salary
Grade 3, \$3,000 to \$3,600; average, \$3,300—	1 3,300	1 3,300	1 3,300
Associate physicist	1 3,300	1 3,300	1 3,300
Grade 2, \$2,400 to \$3,000; average, \$2,700—	1 2,400	1 2,400	1 2,400
Assistant physicist	1 2,400	1 2,400	1 2,400
Subprofessional service—			
Grade 6, \$1,860 to \$2,400; average, \$2,111.42—	1 2,300	1 2,300	1 2,300
Senior mechanic	1 2,300	1 2,300	1 2,300
Grade 4, \$1,500 to \$1,860; average, \$1,680—	1 1,500	1 1,500	1 1,500
Assistant scientific aid	1 1,500	1 1,500	1 1,500
Total average number of employees	4 1/2	4 1/2	4 1/2
Total salaries, departmental service	12,825.00	12,825.00	12,824.99
<b>Supplies and materials:</b>			
0220 Scientific and educational supplies	100.00	100.00	23.13
0280 Sundry supplies	20.00	20.00	8.75
02 Total supplies and materials	120.00	120.00	31.88
30 Equipment	100.00		
12 Repairs and alterations	100.00	100.00	65.50
Reserve		100.00	
Total	13,145.00	13,145.00	12,922.37

*For investigations within the United States of fertilizers and other soil amendments and their suitability for agricultural use [\$248,215] (acts June 3, 1902, vol. 32, p. 297, sec. 1; May 11, 1926, vol. 44, p. 517)*

275, 000. 00

	Estimated expenditures, 1928 appropriation	Estimated expenditures, 1927 appropriation	Expended and obligated, 1926
<b>Departmental service—</b>			
<b>Salaries—</b>			
Professional and scientific service—			
Grade 6, \$6,000 to \$7,500; average, \$6,750—	Average—	Average—	Average—
Director of Fixed Nitrogen Research	No. Salary	No. Salary	No. Salary
Grade 5, \$5,200 to \$6,000; average, \$5,600—	1 6,000	1 6,000	
Senior chemist	1 6,000	1 6,000	
Senior chemical engineer	1 5,200	1 5,200	
Grade 4, \$3,800 to \$5,000; average, \$4,400—	5 3,850	4 1/2 3,850	2 3,800
Chemists	2 1/2 4,100	2 1/2 4,100	1 3,800
Physicists	2 1/2 4,100	2 1/2 4,100	1 3,800
Physical chemist	2 1/2 4,100	2 1/2 4,100	1 3,800
Grade 3, \$3,000 to \$3,600; average, \$3,300—	10 3,110	10 1/2 3,110	4 3,125
Associate chemists	2 3,300	2 3,225	
Associate chemical engineers	1 3,200	1 3,191	
Associate physical chemist	1 3,200	1 3,191	
Associate engineer	2 3,050	2 3,046	1 3,000
Associate mechanical engineers	2 3,050	2 3,046	1 3,000
Grade 2, \$2,400 to \$3,000; average, \$2,700—	16 2,554	15 1/2 2,554	7 2,457
Assistant chemists	2 2,400	1 1/2 2,400	
Assistant chemical engineers	2 2,400	1 1/2 2,400	
Grade 1, \$1,860 to \$2,400; average, \$2,111.42—	6 2,086	6 2,086	1 1,860
Junior chemists	1 2,300	1 1/2 2,150	
Junior chemical engineers	1 2,300	1 1/2 2,150	
Subprofessional service—			
Grade 7, \$2,100 to \$2,700; average, \$2,400—	1 2,400	1 2,400	
Principal mechanic	1 2,400	1 2,400	
Glassblower	1 2,400	1 2,400	
Principal instrument maker	1 2,300	1 2,300	
Grade 6, \$1,860 to \$2,400; average, \$2,111.42—	9 2,311	9 2,311	2 2,300
Senior mechanics	1 1,860	1 1,860	
Laboratory mechanic	1 1,860	1 1,860	
Grade 4, \$1,500 to \$1,860; average, \$1,680—	1 1,680	1 1,680	
Assistant draftsman	1 1,560	1 1,555	
Assistant scientific aid	1 1,560	1 1,555	
Grade 3, \$1,320 to \$1,680; average, \$1,500—	1 1,500	1 1,500	
Junior mechanic	1 1,500	1 1,500	
Grade 2, \$1,140 to \$1,500; average, \$1,320—	1 1,500	1 1,500	
Undermechanic	1 1,500	1 1,500	
Grade 1, \$900 to \$1,260; average, \$1,080—	1 1,200	1 1,195	
Minor scientific helper	1 1,200	1 1,195	
Clerical, administrative, and fiscal service—			
Grade 9, \$3,000 to \$3,600; average, \$3,300—		3,500	
Senior administrative assistant		3,000	
Administrative officer	3,000	3,000	3,000

## Estimates of appropriations required for the service of the fiscal year ending June 30, 1928—Continued

General object (title of appropriation), date of acts, references to Statutes at Large, or to Revised Statutes, and estimated amount required for each detailed object				Total amount to be appropriated under each head of appropriation	Amount appropriated for the fiscal year ending June 30, 1927
<i>General Expenses. Bureau of Chemistry and Soils—Continued.</i>					
Departmental service—Continued.					
Salaries—Continued.					
Clerical, administrative, and fiscal service—Cont.					
Grade 7, \$2,400 to \$3,000; average, \$2,700—	Average—	Average—	Average—		
Junior administrative assistants	No. Salary	No. Salary	No. Salary		
Grade 5, \$1,800 to \$2,400; average, \$2,111.42—	2 2,700	2 2,700			
Senior clerks	2 2,250	2 2,250			
Grade 3, \$1,500 to \$1,800; average, \$1,680—	2 1,620	2 1,620			
Assistant clerks	2 1,620	2 1,620			
Grade 2, \$1,320 to \$1,680; average, \$1,500—	1 1,380	1 1,380			
Junior clerk	1 1,380	1 1,380			
Grade 1, \$1,140 to \$1,500; average, \$1,320—	1 1,200	1 1,170			
Underclerks	1 1,200	1 1,170			
Custodial service—					
Grade 10, \$2,400 to \$3,000; average, \$2,700—					
Chief mechanic	1 2,800	1 2,800			
Grade 4, \$1,140 to \$1,500; average, \$1,320—					
Assistant foreman of laborers	1 1,500	1 1,500			
Undermechanics	2 1,320	2 1,320	1 \$1,320		
Grade 3, \$900 to \$1,200; average, \$1,080—					
Guards (watchmen)	4 1,200	4 1,260			
Minor mechanics	2 1,260	2 1,260			
Senior laborer	1 1,260	1 1,260			
Grade 2, \$780 to \$1,140; average, \$960—					
Junior laborers	4 1,065	4 1,065	1 1,080		
Temporary employees, unclassified (consulting staff) at \$6 to \$20 per diem	15 1,440	15 1,680			
Total average number of employees	108 1/2	108 1/2	19 1/2		
01 Total salaries, departmental service	232,765.00	235,875.00	51,119.18		
Supplies and materials:					
0200 Stationery and office supplies	1,000.00				
0210 Medical and hospital supplies	10.00				
0220 Scientific and educational supplies	7,500.00	1,900.00	1,963.96		
0230 Fuel	2,500.00				
0280 Sundry supplies	4,700.00	1,280.00	1,394.02		
0290 Materials	775.00				
02 Total supplies and materials	16,485.00	3,100.00	3,357.98		
Communication service:					
0500 Telegraph service	35.00	15.00	6.84		
0510 Telephone service	1,085.00	175.00	163.80		
05 Total communication service	1,070.00	190.00	170.64		
Travel expenses:					
0615 Transportation	3,120.00	500.00	706.07		
0616 Subsistence	1,425.00	315.00	408.35		
06 Total travel expense	4,545.00	815.00	1,114.42		
07 Transportation of things (service)	940.00	15.00	9.76		
08 Photographing and photographs and prints	95.00		13.78		
10 Furnishing of heat, light, and power	8,250.00	1,800.00	2,156.74		
11 Rents	280.00				
12 Repairs and alterations	730.00	280.00	359.12		
13 Special and miscellaneous current expenses	975.00	500.00	684.33		
Equipment:					
3010 Furniture, furnishings, and fixtures	400.00	325.00	308.89		
3020 Educational, scientific, and recreational equipment	7,640.00	3,540.00	3,523.45		
3030 Other equipment	875.00	275.00	260.58		
30 Total equipment	8,915.00	4,140.00	4,082.92		
Reserve		1,500.00			
Total	275,000.00	245,215.00	63,069.87		
NITRATE PLANTS					
Departmental service:					
Salaries—					
Professional and scientific service—					
Grade 6, \$6,000 to \$7,500; average, \$6,750—			1 6,000		
Director of fixed nitrogen research					
Grade 5, \$5,200 to \$6,000; average, \$5,600—			1 6,000		
Senior chemist			1 5,200		
Senior chemical engineer					
Grade 4, \$3,800 to \$5,000; average, \$4,400—			1 3,800		
Chemists			2 4,200		
Physicists			1 4,800		
Chemical engineer			1 4,200		
Mechanical engineer					
Grade 3, \$3,000 to \$3,600; average, \$3,300—			5 3,090		
Associate chemists			2 3,225		
Associate chemical engineer			1 3,100		
Associate physical chemist			1 3,100		
Associate engineer			1 3,000		
Associate mechanical engineer					
Grade 2, \$2,400 to \$3,000; average, \$2,700—			8 2,600		
Assistant chemists			1 2,400		
Assistant chemical engineer					
Grade 1, \$1,800 to \$2,400; average, \$2,111.42—			7 2,105		
Junior chemists			2 2,150		
Junior chemical engineers					

Includes nitrate plant salaries only.

*Estimates of appropriations required for the service of the fiscal year ending June 30, 1928—Continued*

General object (title of appropriation), date of acts, references to Statutes at Large, or to Revised Statutes, and estimated amount required for each detailed object				Total amount to be appropriated under each head of appropriation	Amount appropriated for the fiscal year ending June 30, 1927
<i>General Expenses, Bureau of Chemistry and Soils—Continued.</i>					
	Estimated expenditures, 1928 appropriation	Estimated expenditures, 1927 appropriation	Expended and obligated, 1926		
Departmental service—Continued.					
Salaries—Continued.					
Subprofessional service—					
Grade 7, \$2,100 to \$2,700; average, \$2,400—	Average— No. Salary	Average— No. Salary	Average— No. Salary		
Principal mechanic.....			1 1/2	\$2,400	
Glassblower.....			1	2,400	
Instrument maker.....			1	2,300	
Draftsman.....			1 1/2	2,400	
Grade 6, \$1,860 to \$2,400; average, \$2,111.42—					
Senior mechanics.....			7 1/2	2,350	
Laboratory mechanic.....			1 1/2	1,860	
Grade 4, \$1,500 to \$1,860; average, \$1,680—					
Assistant draftsman.....			1	1,680	
Assistant scientific aid.....			1 1/2	1,500	
Assistant laboratory mechanic.....			1 1/2	1,680	
Grade 3, \$1,320 to \$1,680; average, \$1,500—					
Junior mechanic.....			1	1,500	
Grade 2, \$1,140 to \$1,500; average, \$1,320—					
Undermechanic.....			1	1,520	
Grade 1, \$900 to \$1,260; average, \$1,080—					
Minor scientific helpers.....			2	1,040	
Clerical, administrative, and fiscal service—					
Grade 9, \$3,000 to \$3,600; average, \$3,300—					
Senior administrative assistant.....			1	3,500	
Grade 8, \$2,700 to \$3,300; average, \$3,000—					
Assistant inspector.....			1	2,900	
Grade 7, \$2,400 to \$3,000; average, \$2,700—					
Junior administrative assistants.....			2	2,700	
Grade 5, \$1,860 to \$2,400; average, \$2,111.42—					
Senior clerks.....			3	2,140	
Grade 3, \$1,500 to \$1,860; average, \$1,680—					
Assistant clerks.....			2	1,620	
Grade 2, \$1,320 to \$1,680; average, \$1,500—					
Junior clerk.....			1	1,380	
Grade 1, \$1,140 to \$1,500; average, \$1,320—					
Underclerk.....			1	1,200	
Custodial service—					
Grade 10, \$2,400 to \$3,000; average, \$2,700—					
Chief mechanic.....			1	2,800	
Grade 4, \$1,140 to \$1,500; average, \$1,320—					
Assistant foreman of laborers.....			1	1,500	
Undermechanics.....			2 1/2	1,300	
Grade 3, \$900 to \$1,260; average, \$1,080—					
Guards (watchmen).....			4 1/2	1,212	
Minor mechanics.....			2	1,260	
Senior laborer.....			1	1,260	
Grade 2, \$780 to \$1,140; average, \$960—					
Junior laborers.....			4 1/2	1,080	
Temporary employees, unclassified (consulting staff) at \$5 to \$20 per diem.....			17	1,516	
Total average number of employees.....			101 1/2		
01 Total salaries, departmental service.....				208,173.76	
Supplies and materials:					
0200 Stationery and office supplies.....		\$1,000.00		680.14	
0210 Medical and hospital supplies.....		10.00		9.03	
0220 Scientific and educational supplies.....		5,500.00		5,242.06	
0230 Fuel.....		2,500.00		2,497.73	
0280 Sundry supplies.....		3,300.00		2,992.32	
0290 Materials.....		775.00		677.58	
02 Total supplies and materials.....		13,085.00		12,098.84	
Communication service:					
0500 Telegraph service.....		20.00		15.44	
0510 Telephone service.....		850.00		846.39	
05 Total communication service.....		870.00		861.83	
Travel expenses:					
0615 Transportation.....		2,500.00		2,570.59	
0616 Subsistence.....		1,000.00		1,530.02	
06 Total travel expenses.....		3,500.00		4,100.61	
07 Transportation of things (service).....		925.00		922.78	
08 Photographing and photographs and prints.....		75.00		59.70	
10 Furnishing of heat, light, and power.....		6,050.00		6,018.38	
Rents:					
1100 Rent of buildings and structures.....		10,000.00		10,000.00	
1110 Other rents.....		230.00		229.01	
1113 Rent of animal-drawn vehicles and animals (other than for transportation, 0604).....		130.00		132.88	
11 Total rents.....		10,360.00		10,361.89	
12 Repairs and alterations.....		340.00		337.58	
13 Special and miscellaneous current expenses.....		250.00		216.15	

*Estimates of appropriations required for the service of the fiscal year ending June 30, 1928--Continued*

General object (title of appropriation), date of acts, references to Statutes at Large, or to Revised Statutes, and estimated amount required for each detailed object

Total amount to be appropriated under each head of appropriation

Amount appropriated for the fiscal year ending June 30, 1927

*General Expenses, Bureau of Chemistry and Soils--Continued.*

	Estimated expenditures, 1928 appropriation	Estimated expenditures, 1927 appropriation	Expended and obligated, 1926
Equipment:			
3010 Furniture, furnishings, and fixtures		\$75.00	\$73.37
3020 Educational, scientific, and recreational equipment		3,870.00	1,821.50
3050 Other equipment		800.00	555.01
30 Total equipment		4,545.00	2,449.97
Reserve		10,000.00	
Total		150,000.00	240,601.49

<sup>1</sup> Includes nitrate plant expenses only.

*For the investigation of soils, in cooperation with other branches of the Department of Agriculture, other departments of the Government, State agricultural experiment stations, and other State institutions, and for indicating upon maps and plats, by coloring or otherwise, the results of such investigations (acts June 3, 1902, vol. 32, p. 297, sec. 1; May 11, 1926, vol. 44, p. 517)*

\$206,000.00

	Estimated expenditures, 1928 appropriation	Estimated expenditures, 1927 appropriation	Expended and obligated, 1926
Departmental service:			
Salaries--			
Professional and scientific service--			
Grade 5, \$5,200 to \$6,000; average, \$5,600--			
Senior soil scientist	No. 1 Salary \$5,200	No. 1 Salary \$5,200	No. 1 Salary \$5,200
Grade 4, \$3,800 to \$5,000; average, \$4,400--			
Soil scientist	5 3,800	5 3,800	3 3,800
Grade 3, \$3,000 to \$3,600; average, \$3,300--			
Associate soil technologist	2 3,000	2 3,000	3 3,250
Associate soil petrographer	1 3,300	1 3,300	1 3,300
Associate soil scientist	4 3,000	4 3,000	2 3,000
Grade 2, \$2,400 to \$3,000; average, \$2,700--			
Assistant soil surveyor	21 2,429	21 2,427	23 2,428
Assistant chemist	1 2,400	1 2,400	1 2,400
Assistant physicist	1 2,400	1 2,400	1 2,400
Research assistant			1 2,400
Grade 1, \$1,860 to \$2,400; average, \$2,111.42--			
Junior soil surveyors	15 1,840	16 1,843	15 1,843
Subprofessional service--			
Grade 8, \$2,400 to \$3,000; average, \$2,700--			
Chief draftsman			1 2,400
Grade 4, \$1,500 to \$1,860; average, \$1,680--			
Assistant scientific aid	2 1,500	2 1,500	1 1,500
Grade 3, \$1,320 to \$1,680; average, \$1,500--			
Junior draftsman	1 1,440	1 1,440	1 1,440
Clerical, administrative, and fiscal service--			
Grade 7, \$2,400 to \$3,000; average, \$2,700--			
Assistant administrative officer	1 2,700	1 2,700	1 2,700
Grade 5, \$1,860 to \$2,400; average, \$2,111.42--			
Senior photographer	1 1,860	1 1,860	1 1,860
Total average number of employees	55 135,370.00	56 137,230.00	56 135,658.53
01 Total salaries, departmental service			
Supplies and materials:			
0200 Stationery and office supplies	880.00	780.00	749.77
0220 Scientific and educational supplies	950.00	650.00	606.34
0280 Sundry supplies	200.00	100.00	77.21
02 Total supplies and materials	2,030.00	1,530.00	1,433.32
Travel expenses:			
0615 Transportation	24,410.00	23,350.00	23,516.37
0616 Subsistence	35,590.00	34,510.00	33,690.60
06 Total travel expenses	60,000.00	57,860.00	57,206.97
07 Transportation of things	600.00	500.00	577.34
12 Repairs and alterations	750.00	650.00	687.98
Equipment:			
3010 Furniture, furnishings, and fixtures	250.00	300.00	182.88
3020 Educational, scientific, and recreational equipment	2,500.00	2,000.00	2,035.98
3050 Other equipment	4,500.00	4,000.00	4,348.57
30 Total equipment	7,250.00	6,300.00	6,567.43
Reserve		5,250.00	
Total	206,000.00	209,220.00	202,131.57

## Estimates of appropriations required for the service of the fiscal year ending June 30, 1928—Continued

General object (title of appropriation), date of acts, references to Statutes at Large, or to Revised Statutes, and estimated amount required for each detailed object

Total amount to be appropriated under each head of appropriation

Amount appropriated for the fiscal year ending June 30, 1927

## General Expenses, Bureau of Chemistry and Soils—Continued.

For soil-bacteriology investigations, including the testing of samples, procured in the open market, of cultures for inoculating legumes, and if any such samples are found to be impure, nonviable, or misbranded, the results of the tests may be published, together with the names of the manufacturers and of the persons by whom the cultures were offered for sale (acts Apr. 18, 1900, vol. 31, pp. 135, 136, secs. 1-5; Aug. 24, 1912, vol. 37, pp. 506, 507, secs. 1-4; May 11, 1926, vol. 44, p. 509) --

\$33,940.00

	Estimated expenditures, 1928 appropriation	Estimated expenditures, 1927 appropriation	Expended and obligated, 1926
Departmental service:			
Salaries—			
Professional and scientific service—			
Grade 5, \$5,200 to \$6,000; average, \$5,600—			
Senior scientist.....	No. 1 Salary \$5,200	No. 1 Salary \$5,200	No. 1 Salary \$5,200
Grade 3, \$3,000 to \$3,600; average, \$3,300—			
Associate scientists.....	4 3,450	4 3,450	4 3,275
Grade 2, \$2,400 to \$3,000; average, \$2,700—			
Assistant scientist.....	1 2,400	1 2,400	1 2,400
Grade 1, \$1,860 to \$2,400; average, \$2,111.42—			
Junior scientist.....	1 2,300	1 2,300	1 2,300
Subprofessional service—			
Grade 2, \$1,140 to \$1,500; average, \$1,320—			
Under scientific helper.....	1 1,380	1 1,380	1 1,380
Total average number of employees.....	8	8	7
Total salaries, departmental service.....	25,080.00	25,080.00	20,199.72
Field service:			
Salaries and wages—			
Temporary employees at \$500 to \$1,000 per year....	3 1,600.00	3 1,600.00	2 1,340.42
Total salaries and wages, field service.....	1,600.00	1,600.00	1,340.42
Total salaries and wages, field service.....	1,600.00	1,600.00	1,340.42
01 Total personal services.....	26,680.00	26,680.00	21,540.14
Supplies and materials:			
0200 Stationery and office supplies.....	1,300.00	1,000.00	1,412.62
0220 Scientific and educational supplies.....	3,550.00	3,300.00	4,949.00
0230 Fuel.....	4.00	4.00	3.89
0280 Sundry supplies.....	700.00	600.00	1,781.40
0290 Materials.....			15.96
02 Total supplies and materials.....	5,554.00	4,904.00	8,162.87
Communication service:			
0500 Telegraph service.....	5.00	5.00	.45
0510 Telephone service.....	60.00	60.00	61.30
05 Total communication service.....	65.00	65.00	61.75
Travel expenses:			
0615 Transportation.....	200.00	200.00	385.80
0616 Subsistence.....	400.00	400.00	283.09
06 Total travel expenses.....	600.00	600.00	678.89
07 Transportation of things (service).....	125.00	125.00	202.07
08 Printing, engraving, and lithographing.....	4.00	4.00	2.32
10 Furnishing light, power, water, and electricity.....	12.00	12.00	11.54
12 Repairs and alterations.....	200.00	200.00	402.43
13 Special and miscellaneous current expenses.....	200.00	200.00	888.03
Equipment:			
3010 Furniture, furnishings, and fixtures.....	300.00	270.00	484.34
3020 Educational, scientific, and recreational equipment.....	100.00	100.00	148.74
3060 Other equipment.....	100.00	100.00	107.10
30 Total equipment.....	500.00	470.00	740.18
Reserve.....		680.00	
Total.....	33,940.00	33,940.00	32,690.22

For soil-fertility investigations into organic causes of infertility and remedial measures, maintenance of productivity, properties, and composition of soil humus, and the transformation and formation of soil humus by soil organisms [\$62,000] (acts Apr. 18, 1900, vol. 31, pp. 135, 136, secs. 1-5; Aug. 24, 1912, vol. 37, pp. 506, 507, secs. 1-4; May 11, 1926, vol. 44, p. 509) --

67,000.00

*Estimates of appropriations required for the service of the fiscal year ending June 30, 1928—Continued*

General object (title of appropriation), date of acts, references to Statutes at Large, or to Revised Statutes, and estimated amount required for each detailed object	Total amount to be appropriated under each head of appropriation		Amount appropriated for the fiscal year ending June 30, 1927
General Expenses, Bureau of Chemistry and Soils—Continued.			
	Estimated expenditures, 1928 appropriation	Estimated expenditures, 1927 appropriation	Expended and obligated, 1926
Departmental service:			
Salaries—			
Professional and scientific service—	Average—	Average—	Average—
Grade 5, \$5,200 to \$6,000; average, \$5,600—	No. 1 Salary \$5,400	No. 1 Salary \$5,400	No. 1 Salary \$5,200
Senior scientist.....	1 5,400	1 5,400	1 5,200
Grade 4, \$3,800 to \$5,000; average, \$4,400—			
Scientists.....	3 4,000	3 4,000	2½ 3,931
Grade 3, \$3,000 to \$3,600; average, \$3,300—			
Associate scientists.....	2 3,100	2 3,100	2 3,100
Grade 2, \$2,400 to \$3,000; average, \$2,700—			
Assistant scientists.....	5 2,620	5 2,620	5 2,620
Subprofessional service—			
Grade 3, \$1,320 to \$1,680; average, \$1,500—			
Junior scientific aid.....	1 1,320	1 1,320	1 1,320
Total average number of employees.....	12	12	11½
Total salaries, departmental service.....	38,020.00	38,020.00	37,286.67
Field service:			
Salaries and wages—			
Salary range, \$2,400 to \$3,000; average, \$2,700—			
Assistant biochemists.....	2 2,400.00		
Salary range, \$1,680 to \$2,040; average, \$1,860—			
Foreman gardener.....	1 1,860.00	1 1,860.00	1 1,860.00
Per diem and other unclassified employees—			
Agent.....	1 300.00	1 300.00	½ 300.00
Total average number of regular employees.....	4	2	1½
Total salaries and wages, regular employees.....	6,960.00	2,160.00	2,024.00
Temporary employees, at \$500 to \$1,000 per year.....	4	4	1
Total salaries and wages, temporary employees.....	2,300.00	2,300.00	734.59
Total number of employees.....	8	6	2½
Total salaries and wages, field service.....	9,260.00	4,460.00	2,758.59
The difference between 1928 and 1927 is due to increase in force, \$4,800.			
01 Total personal services.....	47,280.00	42,480.00	40,045.26
Supplies and materials:			
0200 Stationery and office supplies.....	700.00	700.00	297.92
0220 Scientific and educational supplies.....	4,395.00	3,605.00	1,765.51
0280 Sundry supplies.....	600.00	475.00	278.93
02 Total supplies and materials.....	5,695.00	4,780.00	2,342.36
Communication service:			
0500 Telegraph service.....	75.00	75.00	49.07
0510 Telephone service.....	100.00	100.00	76.57
05 Total communication service.....	175.00	175.00	125.64
Travel expenses:			
0615 Transportation.....	5,250.00	5,000.00	2,015.17
0616 Subsistence.....	3,275.00	3,000.00	848.72
06 Total travel expenses.....	8,525.00	8,000.00	2,863.89
07 Transportation of things.....	1,800.00	1,800.00	1,118.35
Printing, engraving, and lithographing:			
0820 Stenographic work, typewriting, multigraphing, and mimeographing.....	50.00	50.00	
0830 Photographing and making photos and prints.....	25.00	25.00	19.78
08 Total printing, engraving, and lithographing.....	75.00	75.00	19.78
10 Furnishing light, power, water, and electricity.....	300.00	300.00	174.58
12 Repairs and alterations.....	1,800.00	1,800.00	168.53
13 Special and miscellaneous current expenses.....	1,200.00	1,200.00	473.33
Equipment:			
3000 Passenger-carrying vehicles.....	125.00	125.00	79.46
3020 Educational, scientific, and recreational equipment.....	5.00	5.00	.96
3050 Other equipment.....	20.00	20.00	7.50
30 Total equipment.....	150.00	150.00	87.92
Reserve.....		1,240.00	
Total.....	67,000.00	62,000.00	47,419.64

## Estimates of appropriations required for the service of the fiscal year ending June 30, 1928—Continued

General object (title of appropriation), date of acts, references to Statutes at Large, or to Revised Statutes, and estimated amount required for each detailed object				Total amount to be appropriated under each head of appropriation	Amount appropriated for the fiscal year ending June 30, 1927
<b>General Expenses, Bureau of Chemistry and Soils—Continued.</b> <i>For general administrative expenses connected with the above-mentioned lines of investigation (acts June 3, 1902, vol. 32, p. 297, sec. 1; May 11, 1926, vol. 44, p. 517)</i>				\$3, 800. 00	
	Estimated expenditures, 1928 appropriation	Estimated expenditures, 1927 appropriation	Expended and obligated, 1926		
Supplies and materials:					
0200 Stationery.....	\$1, 000. 00	\$1, 000. 00	\$920. 79		
0280 Sundry.....			1. 29		
02 Total supplies and materials.....	1, 000. 00	1, 000. 00	922. 08		
Communication service:					
0500 Telegraph.....	150. 00	125. 00	106. 17		
0510 Telephone.....	250. 00	225. 00	218. 72		
0620 Other communication service.....	100. 00	100. 00	99. 44		
05 Total communication service.....	500. 00	450. 00	424. 33		
06 Travel expenses.....			10. 00		
07 Transportation of things (service).....	1, 150. 00	1, 150. 00	1, 185. 34		
12 Repairs and alterations.....	650. 00	650. 00	624. 89		
Equipment:					
3010 Furniture, furnishings, and fixtures.....	500. 00	650. 00	644. 03		
3050 Other equipment.....			1. 44		
30 Total equipment.....	500. 00	650. 00	645. 47		
Reserve.....		100. 00			
Total.....	3, 800. 00	4, 000. 00	3, 812. 11		
<i>In all, general expenses</i>				\$922, 065. 00	\$891, 235. 00
<i>Total, Bureau of Chemistry and Soils, [\$1,077,000] \$1,104,805, of which amount not to exceed [\$891,329] \$879,294 may be expended for personal services in the District of Columbia</i>				1, 104, 805. 00	1, 077, 000. 00

## BUREAU OF ENTOMOLOGY

## Salaries, Bureau of Entomology—

For chief of bureau and other personal services in the District of Columbia in accordance with the classification act of 1923 and for personal services in the field [\$136,438] (act May 11, 1926, vol. 44, p. 517)

	Estimated expenditures, 1928 appropriation	Estimated expenditures, 1927 appropriation	Expended and obligated, 1926		
Departmental service:					
Salaries—					
Professional and scientific service—					
Grade 6, \$6,000 to \$7,500; average, \$6,750—	Average—	Average—	Average—		
Chief of bureau.....	No. Salary	No. Salary	No. Salary		
Grade 4, \$3,800 to \$5,000; average, \$4,400—	1 \$6, 500	1 \$6, 500	1 \$6, 500		
Entomologist.....	1 4, 000	1 4, 000	1 4, 000		
Grade 3, \$3,000 to \$3,600; average, \$3,300—					
Associate entomologist (editor).....	1 3, 400	1 3, 400	1 3, 400		
Associate librarian.....	1 3, 000	1 3, 000	1 3, 000		
Grade 1, \$1,860 to \$2,400; average, \$2,111.42—					
Junior librarian.....	1 1, 920	1 1, 920	1 1, 920		
Subprofessional service—					
Grade 8, \$2,400 to \$3,000; average, \$2,700—					
Chief scientific illustrators.....	2 2, 400	2 2, 400			
Grade 7, \$2,100 to \$2,700; average, \$2,400—					
Principal scientific illustrator.....	1 2, 100	1 2, 100	1 2, 100		
Grade 5, \$1,680 to \$2,040; average, \$1,860—					
Scientific illustrator.....	1 1, 680	1 1, 680	2 1, 680		
Scientific aid.....	1 2, 040	1 2, 040			
Library assistant.....	1 1, 680	1 1, 680	1 1, 680		
Grade 4, \$1,500 to \$1,860; average, \$1,680—					
Assistant scientific illustrator.....	1 1, 500	1 1, 500	1 1, 500		
Grade 3, \$1,320 to \$1,680; average, \$1,500—					
Junior scientific aid.....	1 1, 440	1 1, 440	1 1, 380		
Grade 2, \$1,140 to \$1,500; average, \$1,320—					
Under scientific helper.....	1 1, 320	1 1, 320	1 1, 320		
Clerical, administrative, and fiscal service—					
Grade 9, \$3,000 to \$3,600; average, \$3,300—					
Senior administrative assistant.....	1 3, 500	1 3, 500			
Grade 8, \$2,700 to \$3,300; average, \$3,000—					
Administrative assistant.....	1 3, 000	1 3, 000			
Grade 7, \$2,400 to \$3,000; average, \$2,700—					
Assistant editor.....	1 2, 400	1 2, 400			
Grade 6, \$2,100 to \$2,700; average, \$2,400—					
Principal photographer.....	1 2, 600	1 2, 600			
Principal clerk.....	3 2, 367	3 2, 367	3 2, 333		



*Estimates of appropriations required for the service of the fiscal year ending June 30, 1928—Continued*

General object (title of appropriation), date of acts, references to Statutes at Large, or to Revised Statutes, and estimated amount required for each detailed object	Total amount to be appropriated under each head of appropriation	Amount appropriated for the fiscal year ending June 30, 1927
--	--	--

*Salaries, Bureau of Entomology—Continued.*

	Estimated expenditures, 1928 appropriation		Estimated expenditures, 1927 appropriation		Expended and obligated, 1928	
	Average—		Average—		Average—	
	No.	Salary	No.	Salary	No.	Salary
Departmental service—Continued.						
Salaries—Continued.						
Clerical, administrative, and fiscal service—Contd.						
Grade 5, \$1,860 to \$2,400; average, \$2,111.42—						
Senior clerk	1	\$2,200	1	\$2,200	1	\$2,200
Senior clerk-stenographers	2	2,060	2	2,060	2	2,060
Grade 4, \$1,680 to \$2,040; average, \$1,860—						
Clerks	3	1,980	3	1,980	3	1,980
Clerk-stenographers	7	1,937	7	1,937	6	1,963
Grade 3, \$1,500 to \$1,860; average, \$1,680—						
Assistant clerks	6	1,700	6	1,700	9 $\frac{1}{2}$	1,729
Assistant clerk-stenographers	14	1,615	13	1,625	8	1,580
Grade 2, \$1,320 to \$1,680; average, \$1,500—						
Junior clerks	3	1,520	3	1,520	4	1,491
Junior clerk-stenographer	1	1,440	1	1,440	1	1,440
Junior clerk-typist			1	1,680	1	1,320
Grade 1, \$1,140 to \$1,500; average, \$1,320—						
Underclerk-typists	2	1,440	2	1,440	2	1,440
Custodial service						
Grade 4, \$1,140 to \$1,500; average, \$1,320—						
Head messenger	1	1,380	1	1,380	1	1,320
Grade 3, \$1,020 to \$1,260; average, \$1,140—						
Senior laborer	1	1,140	1	1,140	1	1,140
Messenger	1	1,080	1	1,080	1	1,080
Grade 2, \$900 to \$1,140; average, \$1,020—						
Junior laborers	3	960	3	960	3	960
Grade 1, \$600 to \$780; average, \$690—						
Junior messengers	3	600	3	600	4	660
Total average number of employees	72		72		60 $\frac{1}{2}$	
Total salaries, departmental service		136,438.00		136,438.00		105,107.90
Less salary lapses		2,438.00				
Net salaries, departmental service		134,000.00		136,438.00		105,107.90
Field service:						
Salaries and wages—						
Salary range, \$1,680 to \$2,040; average, \$1,860—						
Photographer					1	1,740
Clerks					2	1,770
Clerk-stenographers					4 $\frac{1}{2}$	1,764
Salary range, \$1,500 to \$1,860; average, \$1,680—						
Assistant clerks					6	1,600
Assistant clerk-stenographer					1 $\frac{1}{2}$	1,740
Salary range, \$1,320 to \$1,680; average, \$1,500—						
Junior clerks					2	1,560
Junior clerk-typists					2	1,440
Junior scientific aid					1	1,320
Salary range, \$1,020 to \$1,260; average, \$1,140—						
Messenger					1	1,140
Total average number of employees					19 $\frac{1}{2}$	
Total salaries and wages, field service						31,728.33
01 Total personal services		134,000.00		136,438.00		136,836.23

*General Expenses, Bureau of Entomology—*

For the promotion of economic entomology; for investigating the history and the habits of insects injurious and beneficial to agriculture, horticulture, arboriculture, and the study of insects affecting the health of man and domestic animals, and ascertaining the best means of destroying those found to be injurious; for collating, digesting, reporting, and illustrating the results of such investigations; for salaries and the employment of labor in the city of Washington and elsewhere, rent outside of the District of Columbia, and including not to exceed \$3,000 for the erection of insectaries and other buildings: *Provided, That the cost of any such building erected shall not exceed \$1,500; for freight, express charges, official traveling expenses, office fixtures, supplies, apparatus, telegraph and telephone service, gas, and electric current, in connection with the following investigations (acts June 16, 1880, vol. 21, p. 259, sec. 1; June 3, 1902, vol. 32, p. 293, sec. 1; Mar. 3, 1905, vol. 33, pp. 1269, 1270, secs. 1-3; June 30, 1906, vol. 34, p. 688, sec. 1; May 11, 1926, vol. 44, p. 517; July 3, 1926, vol. 44, p. 851):*

For investigations of insects affecting deciduous fruits, orchards, vineyards, and nuts, **["\$114,500"]** (same acts) -----

\$120,000.00

## Estimates of appropriations required for the service of the fiscal year ending June 30, 1928—Continued

General object (title of appropriation), date of acts, references to Statutes at Large, or to Revised Statutes, and estimated amount required for each detailed object				Total amount to be appropriated under each head of appropriation	Amount appropriated for the fiscal year ending June 30, 1927
<i>General Expenses, Bureau of Entomology—Continued.</i>					
		Estimated expenditures, 1928 appropriation	Estimated expenditures, 1927 appropriation	Expended and obligated, 1926	
<b>Departmental service:</b>					
<b>Salaries—</b>					
Professional and scientific service—					
Grade 5, \$5,200 to \$6,000; average, \$5,600—	Average—	Average—	Average—		
Senior entomologist.....	No. Salary	No. Salary	No. Salary		
Grade 4, \$3,800 to \$5,000; average, \$4,400—	1 \$6,000	1 \$6,000	1 \$6,000		
Entomologists.....	2 3,900	2 3,900	2 4,036		
Grade 3, \$3,000 to \$3,600; average, \$3,300—					
Associate entomologist.....	1 3,000	1 3,000	1 3,000		
Grade 1, \$1,860 to \$2,400; average, \$2,111.42—					
Junior entomologists.....	1 2,000	2 1,930	1 1,860		
Subprofessional service—					
Grade 4, \$1,500 to \$1,860; average, \$1,680—					
Assistant scientific illustrator.....		1 1,740	1 1,740		
Clerical, administrative, and fiscal service:					
Grade 6, \$2,100 to \$2,700; average, \$2,400—					
Principal clerk.....			1 2,300		
Total average number of employees.....	5	7	6 1/2		
Total salaries, departmental service.....	18,800.00	22,400.00	24,016.66		
The difference between 1928 and 1927 is due to decrease in force, \$3,600.					
<b>Field service:</b>					
<b>Salaries and wages—</b>					
Salary range, \$3,800 to \$5,000; average, \$4,400—					
Entomologists.....	4 3,933	3 3,933	2 3,858		
Salary range, \$3,000 to \$3,600; average, \$3,300—					
Associate entomologists.....	10 3,180	10 3,180	8 1/2 3,183		
Salary range, \$2,400 to \$3,000; average, \$2,700—					
Assistant entomologists.....	6 2,540	5 2,540	3 1/2 2,444		
Salary range, \$1,860 to \$2,400; average, \$2,111.42—					
Junior entomologists.....	5 1,916	5 1,916	4 1/2 1,869		
Total average number regular employees.....	25	23	18 1/2		
Total salaries and wages, regular employees.....	72,080.00	65,880.00	51,966.77		
Temporary employees at, \$25 to \$125 per month.....	11 3,500.00	11 3,500.00	11 4,059.33		
Total average number employees.....	36	34	29 1/2		
Total salaries and wages, field service.....	75,580.00	69,380.00	56,026.10		
01 Total personal services.....	94,380.00	91,780.00	80,042.76		
<b>Supplies and materials:</b>					
0200 Stationery and office supplies.....	500.00	500.00	502.67		
0220 Scientific and educational supplies.....	3,500.00	2,000.00	2,318.54		
0230 Fuel.....	800.00	800.00	942.83		
0280 Sundry supplies.....	800.00	800.00	951.13		
0290 Materials.....	500.00	500.00	701.26		
02 Total supplies and materials.....	6,100.00	4,600.00	5,416.43		
<b>Communication service:</b>					
0500 Telegraph service.....	50.00	50.00	71.32		
0510 Telephone service.....	500.00	500.00	512.51		
0520 Other communication service.....	15.00	15.00	38.06		
05 Total communication service.....	565.00	565.00	621.89		
<b>Travel expenses:</b>					
0615 Travel expenses (transportation).....	3,900.00	3,000.00	3,792.78		
0616 Travel expenses (subsistence).....	1,500.00	1,200.00	1,731.99		
06 Total travel expenses.....	5,400.00	4,200.00	5,524.77		
07 Transportation of things.....	800.00	500.00	879.74		
10 Heat, light, power, water, and electricity.....	200.00	200.00	255.00		
<b>Rents:</b>					
1100 Rent of buildings and structures.....	3,280.00	2,800.00	2,892.67		
1110 Other rents.....	50.00	50.00	56.67		
11 Total rents.....	3,330.00	2,850.00	2,949.34		
12 Repairs and alterations.....	800.00	600.00	917.62		
13 Special and miscellaneous current expenses.....	5.00	5.00	4.90		
<b>Equipment:</b>					
3010 Furniture, furnishings, and fixtures.....	1,000.00	1,000.00	1,185.08		
3020 Educational, scientific, and recreational equipment.....	3,370.00	2,700.00	2,767.97		
3050 Other equipment.....	4,050.00	3,500.00	3,454.67		
30 Total equipment.....	8,420.00	7,200.00	7,407.72		
<b>Reserve</b>					
Total.....	120,000.00	114,500.00	104,020.17		

*Estimates of appropriations required for the service of the fiscal year ending June 30, 1928—Continued*

General object (title of appropriation), date of acts, references to Statutes at Large, or to Revised Statutes, and estimated amount required for each detailed object

Total amount to be appropriated under each head of appropriation

Amount appropriated for the fiscal year ending June 30, 1927

*General Expenses, Bureau of Entomology—Continued.*

For investigations of insects affecting cereal and forage crops, including a special investigation of the Hessian fly, grasshopper, alfalfa weevil and the chinch bug, **[\$200,835]** (acts June 16, 1880, vol. 21, p. 259, sec. 1; June 3, 1902, vol. 32, p. 298, sec. 1; Mar. 3, 1905, vol. 33, pp. 1269, 1270, secs. 1-3; June 30, 1906, vol. 34, p. 688, sec. 1; May 11, 1926, vol. 44, p. 517; July 3, 1926, vol. 44, p. 851)-----

\$200,000.00

	Estimated expenditures, 1928 appropriation		Estimated expenditures, 1927 appropriation		Expended and obligated, 1926
<b>Departmental service:</b>					
Salaries—					
Professional and scientific service—					
Grade 5, \$5,200 to \$6,000; average, \$5,600—					
Senior entomologist.....	Average—		Average—		Average—
	No. Salary	No. Salary	No. Salary		
Grade 4, \$3,800 to \$5,000; average, \$4,400—	1 \$5,200	1 \$5,200	1 \$5,200		
Entomologists.....			1 3,800	2 4,253	
Grade 3, \$3,000 to \$3,600; average, \$3,300—					
Associate entomologist.....	1 3,000	1 3,000	1 3,000		
Subprofessional service—					
Grade 2, \$1,140 to \$1,500; average, \$1,380—					
Underscientific helper.....					1 1,380
Custodial service—					
Grade 1, \$600 to \$780; average, \$690—					
Junior messenger.....					1 630
Total average number of employees.....	2		2 1/2		5 1/2
Total salaries, departmental service.....	8,200.00		8,728.00		17,511.67
The difference between 1928 and 1927 is due to decrease in force, \$528.					
<b>Field service:</b>					
Salaries and wages—					
Salary range, \$3,800 to \$5,000; average, \$4,400—					
Entomologist.....	1 3,800	1 3,800	1 3,800		
Salary range, \$3,000 to \$3,600; average, \$3,300—					
Associate entomologists.....	13 3,200	13 3,200	13 3,200		
Salary range, \$2,400 to \$3,000; average, \$2,700—					
Assistant entomologists.....	12 2,633	12 2,633	12 2,633		
Salary range, \$1,860 to \$2,400; average, \$2,111.42—					
Junior entomologists.....	12 2,015	12 2,015	12 2,015		
Senior clerk.....	1 2,100	1 2,100	1 2,100		
Salary range, \$1,680 to \$2,040; average, \$1,860—					
Senior mechanic.....	1 1,800	1 1,800	1 1,800		
Salary range, \$1,500 to \$1,860; average, \$1,680—					
Assistant clerks.....	6 1,620	6 1,620	6 1,620		
Assistant clerk-stenographer.....	1 1,680	1 1,680	1 1,680		
Assistant scientific aid.....	1 1,560	1 1,560	1 1,560		
Salary range, \$1,320 to \$1,680; average, \$1,500—					
Junior clerks.....	3 1,360	3 1,360	3 1,360		
Minor custodian.....				2 1/2	
Salary range, \$1,140 to \$1,500; average, \$1,320—					
Underscientific helper.....	1 1,200	1 1,200	1 1,200		
Undercustodian.....	1 1,440	1 1,440	1 1,440		
Salary range, \$1,020 to \$1,260; average, \$1,140—					
Minor custodian.....	1 1,140	1 1,140	1 1,140		
Office laborer.....				1	
Salary range, \$900 to \$1,140; average, \$1,020—					
Unskilled laborers.....	1 960	1 960	1 960		
Junior laborer.....	1 1,140	1 1,140	1 1,140		
Total number of regular employees.....	56		56		53 1/2
Total salaries and wages of regular employees.....	128,000.00		128,000.00		116,938.65
Temporary employees at \$1 to \$1,800 per year.....	9		9		9
Total salaries and wages of temporary employees.....	8,304.00		8,304.00		8,304.63
Total number of employees.....	65		65		62 1/2
Total salaries and wages, field service.....	136,304.00		136,304.00		125,243.28
01 Total personal services.....	144,504.00		145,032.00		142,754.95
Supplies and materials:					
0200 Stationery and office supplies.....	1,500.00		1,500.00		1,141.67
0220 Scientific and educational supplies.....	1,200.00		1,200.00		1,204.16
0230 Fuel.....	3,180.00		3,180.00		3,207.21
0280 Sundry supplies.....	1,200.00		1,200.00		1,118.68
0290 Materials.....	250.00		250.00		230.81
02 Total supplies and materials.....	7,330.00		7,330.00		6,902.53
Communication service:					
0500 Telegraph service.....	125.00		125.00		123.68
0510 Telephone service.....	1,300.00		1,300.00		1,216.91
0520 Other communication service.....	300.00		300.00		200.79
05 Total communication service.....	1,725.00		1,725.00		1,541.38

## Estimates of appropriations required for the service of the fiscal year ending June 30, 1928—Continued

General object (title of appropriation), date of acts, references to Statutes at Large, or to Revised Statutes, and estimated amount required for each detailed object

Total amount to be appropriated under each head of appropriation

Amount appropriated for the fiscal year ending June 30, 1927

## General Expenses, Bureau of Entomology—Continued.

	Estimated expenditures, 1928 appropriation	Estimated expenditures, 1927 appropriation	Expended and obligated, 1926
<b>Travel expenses:</b>			
0615 Transportation.....	\$11,725.00	\$10,000.00	\$9,655.16
0616 Subsistence.....	11,968.00	10,000.00	8,064.58
06 Total travel expenses.....	23,693.00	20,000.00	17,719.74
07 Transportation of things.....	2,816.00	2,816.00	1,753.01
08 Printing and binding.....	50.00	50.00	41.15
10 Furnishing of heat, light, power, water, and electricity.....	800.00	800.00	724.44
<b>Rents:</b>			
1100 Rent of buildings and structures.....	7,500.00	7,500.00	7,491.00
1110 Other rents.....	1,032.00	1,032.00	742.90
11 Total rents.....	8,532.00	8,532.00	8,233.90
12 Repairs and alterations.....	2,600.00	2,800.00	2,537.84
13 Special and miscellaneous current expenses.....	50.00	50.00	45.28
<b>Equipment:</b>			
3010 Furniture, furnishings, and fixtures.....	3,600.00	3,600.00	3,522.62
3020 Educational, scientific, recreational equipment.....	1,500.00	1,500.00	1,228.38
3050 Other equipment.....	2,800.00	2,800.00	2,748.35
30 Total equipment.....	7,900.00	7,900.00	7,499.35
Reserve.....		4,000.00	
Total.....	200,000.00	200,835.00	189,753.57

For investigations of insects affecting southern field crops, including insects affecting cotton, tobacco, rice, sugar cane, and so forth, and the cigarette beetle and Argentine ant, [ \$255,440 ] (acts June 16, 1880, vol. 21, p. 259, sec. 1; June 3, 1902, vol. 32, p. 298, sec. 1; Mar. 3, 1905, vol. 33, pp. 1269, 1270, secs. 1-3; June 30, 1906, vol. 34, p. 688, sec. 1; May 11, 1926, vol. 44, p. 517; July 3, 1926, vol. 44, p. 851).....\$259,330.00

	Estimated expenditures, 1928 appropriation		Estimated expenditures, 1927 appropriation		Expended and obligated, 1926	
Departmental service:						
Salaries—						
Professional and scientific service—	Average—		Average—		Average—	
Grade 5, \$5,200 to \$6,000; average, \$5,600—	No.	Salary	No.	Salary	No.	Salary
Senior entomologist.....					1	\$5,200
Grade 4, \$3,800 to \$5,000; average, \$4,400—						
Entomologist.....					1	4,000
Grade 3, \$3,000 to \$3,600; average, \$3,300—						
Associate entomologist.....	1	\$3,300	1	\$3,300	1††	3,350
Grade 1, \$1,860 to \$2,400; average, \$2,111.42—						
Junior entomologist.....			1	1,860		
Subprofessional service—						
Grade 8, \$2,400 to \$3,000; average, \$2,700—						
Chief scientific illustrator.....					1	2,400
Grade 6, \$1,860 to \$2,400; average, \$2,111.42—						
Senior scientific aid.....			1	1,860	1	2,100
Grade 5, \$1,680 to \$2,040; average, \$1,860—						
Library assistant.....					††	1,680
Grade 3, \$1,320 to \$1,680; average, \$1,500—						
Junior scientific aid.....			1	1,380		
Grade 2, \$1,140 to \$1,500; average, \$1,320—						
Underscientific helpers.....			3	1,240	††	1,200
Clerical, administrative, and fiscal service—						
Grade 5, \$1,860 to \$2,400; average, \$2,111.42—						
Senior clerk.....	1	2,200	1	2,200	1	2,200
Grade 4, \$1,680 to \$2,040; average, \$1,860—						
Clerk.....					1††	2,040
Total average number of employees.....	2		8		9-1	
Total salaries, departmental service.....		5,500.00		14,320.00		22,581.10
The difference between 1928 and 1927 is due to decrease in force, \$8,820.						

*Estimates of appropriations required for the service of the fiscal year ending June 30, 1928—Continued*

General object (title of appropriation), date of acts, references to Statutes at Large, or to Revised Statutes, and estimated amount required for each detailed object				Total amount to be appropriated under each head of appropriation	Amount appropriated for the fiscal year ending June 30, 1927
<i>General Expenses, Bureau of Entomology—Continued.</i>					
	Estimated expenditures, 1928 appropriation	Estimated expenditures, 1927 appropriation	Expended and obligated, 1926		
Field service:					
Salaries and wages—					
Salary range, \$3,800 to \$5,000; average, \$4,400—					
Entomologists.....	Average— No. 2 Salary \$4,400	Average— No. 2 Salary \$4,400	Average— No. 2 Salary \$4,300		
Airplane pilots.....	2 4,800	2 4,800			
Salary range, \$3,000 to \$3,600; average, \$3,300—					
Associate entomologists.....	7 3,282	7 3,282	8 3,200		
Associate chemist.....	1 3,600	1 3,600	1 3,600		
Airplane machinist.....	1 3,600	1 3,600			
Salary range, \$2,400 to \$3,000; average, \$2,700—					
Assistant entomologists.....	8 2,700	8 2,700	8 2,593		
Assistant microscopist.....	1 2,400	1 2,400	1 2,400		
Salary range, \$2,100 to \$2,700; average, \$2,400—					
Principal scientific aid.....	1 2,200	1 2,200	1 2,200		
Salary range, \$1,860 to \$2,400; average, \$2,111.42—					
Junior entomologists.....	14½ 2,132	14½ 2,132	10½ 2,126		
Senior scientific aid.....	1 2,100	1 2,100			
Senior clerk.....	1 2,500	1 2,500	1 2,350		
Machinists.....	4 2,200	4 2,200	4 2,175		
Assistant clerks.....	2 2,040	2 2,040	2 2,040		
Salary range, \$1,680 to \$2,040; average, \$1,860—					
Photographer.....	1 1,740	1 1,740			
Salary range, \$1,500 to \$1,860; average, \$1,680—					
Assistant clerk.....	1 1,500	1 1,500	1 1,500		
Forest ranger.....	1 1,620	1 1,620			
Salary range, \$1,320 to \$1,680; average, \$1,500—					
Junior clerk.....	1 1,440	1 1,440			
Junior clerk.....	1 1,320	1 1,320			
Salary range, \$900 to \$1,140; average, \$1,020—					
Unskilled laborer.....	1 900	1 900	1 900		
Total average number of regular employees.....	51½	51½	40½		
Total salaries and wages of regular employees.....	132,000.00	132,000.00	96,934.98		
Temporary employees at \$1 to \$1.185 per year.....	40	40	59		
Total salaries and wages, temporary employees.....	35,100.00	35,880.00	43,229.77		
Total number of employees.....	91½	91½	99½		
Total salaries and wages, field service.....	167,100.00	167,880.00	140,164.75		
The difference between 1928 and 1927 is due to decrease in temporary labor, \$780.					
01 Total personal services.....	172,600.00	182,200.00	162,745.85		
Supplies and materials:					
0200 Stationery and office supplies.....	2,600.00	2,600.00	2,618.43		
0220 Scientific and educational supplies.....	8,000.00	8,000.00	8,072.72		
0230 Fuel.....	9,000.00	9,000.00	8,991.02		
0280 Sundry supplies.....	6,400.00	6,400.00	6,470.97		
0290 Materials.....	4,400.00	4,400.00	4,309.01		
02 Total supplies and materials.....	30,400.00	30,400.00	30,462.15		
Communication service:					
0500 Telegraph service.....	230.00	230.00	227.00		
0510 Telephone service.....	640.00	640.00	636.81		
0520 Other communication service.....	50.00	50.00	49.91		
05 Total communication service.....	920.00	920.00	913.72		
Travel expenses:					
0615 Travel expenses (transportation).....	11,650.00	11,650.00	11,652.46		
0616 Travel expenses (subsistence).....	9,630.00	9,630.00	9,635.98		
06 Total travel expenses.....	21,280.00	21,280.00	21,288.44		
07 Transportation of things.....	1,650.00	1,650.00	1,658.21		
08 Printing and binding.....	10.00	10.00	2.00		
10 Heat, light, power, water, and electricity.....	790.00	790.00	796.30		
Rents:					
1100 Rent of buildings and structures.....	4,250.00	4,250.00	4,280.48		
1110 Other rents.....	500.00	500.00	502.50		
11 Total rents.....	4,750.00	4,750.00	4,782.98		
12 Repairs and alterations.....	5,680.00	5,680.00	5,682.40		
13 Special and miscellaneous current expenses.....	1,800.00	1,800.00	1,705.00		
Equipment:					
3000 Passenger-carrying vehicles.....		1,767.00	898.50		
3010 Furniture, furnishings, and fixtures.....	3,820.00	1,820.00	3,820.57		
3020 Educational, and scientific, recreational equipment.....	3,670.00	3,610.00	3,610.56		
3050 Other equipment.....	11,960.00	8,663.00	12,625.24		
30 Total equipment.....	19,450.00	15,860.00	20,954.87		
Transferred to Bureau of Standards.....			3,000.00		
Reserve.....		5,100.00			
Total.....	259,330.00	270,440.00	253,991.92		

## Estimates of appropriations required for the service of the fiscal year ending June 30, 1928—Continued

General object (title of appropriation), date of acts, references to Statutes at Large, or to Revised Statutes, and estimated amount required for each detailed object	Total amount to be appropriated under each head of appropriation		Amount appropriated for the fiscal year ending June 30, 1927
<b>General Expenses Bureau of Entomology—Continued.</b>			
For investigations of insects affecting forests, <b>[\$75,000]</b> \$74,250: Provided, That \$15,000 shall be used for preventing and combating infestations of insects injurious to forest trees on and near the national forests, independently or in cooperation with other branches of the Federal Government, with States, counties, municipalities, or with private owners (acts June 16, 1880, vol. 21, p. 259, sec. 1; June 3, 1902, vol. 32 p. 298, sec. 1; Mar. 3, 1905, vol. 33, pp. 1269, 1270, secs. 1-3; June 30, 1906, vol. 34, p. 688, sec. 1; May 11, 1926, vol. 44, p. 517; July 3, 1926, vol. 44, p. 851)	\$74, 250. 00		
	Estimated expenditures, 1928 appropriation	Estimated expenditures, 1927 appropriation	Expended and obligated, 1926
<b>Departmental service:</b>			
Salaries—			
Professional and scientific service—			
Grade 5, \$5,200 to \$6,000; average, \$5,600—	Average— No. Salary	Average— No. Salary	Average— No. Salary
Senior entomologist	1 \$5,200	1 \$5,200	
Grade 4, \$3,800 to \$5,000; average, \$4,400—			
Entomologists	1 3,800	1 3,800	2 \$4,300
Grade 3, \$3,000 to \$3,600; average, \$3,300—			
Associate entomologist	1 3,000	1 3,000	
Grade 2, \$2,400 to \$3,000; average, \$2,700—			
Assistant entomologist		1½ 2,400	1 2,900
Grade 1, \$1,860 to \$2,400; average, \$2,111.42—			1½ 1,860
Junior entomologist			
Subprofessional service—			
Grade 4, \$1,500 to \$1,860; average, \$1,680—			
Assistant scientific aid			1 1,620
Total average number of employees	3	3½	4½
Total salaries, departmental service	12,000.00	12,200.00	14,079.44
The difference between 1928 and 1927 is due to decrease in personnel, \$200.			
<b>Field service:</b>			
Salaries and wages—			
Salary range, \$3,800 to \$5,000; average, \$4,400—			
Entomologist	1 4,000	1 4,000	1 4,000
Salary range, \$3,000 to \$3,600; average, \$3,300—			
Associate entomologists	4 3,225	4 3,225	3½ 3,110
Salary range, \$2,400 to \$3,000; average, \$2,700—			
Assistant entomologists	4 2,600	4 2,600	1½ 2,700
Salary range, \$1,860 to \$2,400; average, \$2,111.42—			
Junior entomologists	3 2,020	3 2,020	2½ 1,984
Senior scientific aids	4 1,860	4 1,860	3½ 1,860
Salary range, \$1,500 to \$1,860; average, \$1,680—			
Assistant scientific aid	1 1,500	1 1,500	
Assistant clerk	1 1,500	1 1,500	1½ 1,500
Salary range, \$1,320 to \$1,680; average, \$1,500—			
Junior scientific aid	1 1,320	1 1,320	
Junior clerk	1 1,680	1 1,680	
Total average number of regular employees	20	20	12½
Total salaries and wages of regular employees	46,800.00	46,800.00	31,351.17
Temporary employees at \$70 per month to \$5,200 per year	24	24	24
Total salaries and wages, temporary employees	7,000.00	7,000.00	7,315.69
Total number of employees, field service	44	44	36½
Total salaries and wages, field service	53,800.00	53,800.00	38,666.86
01 Total personal services	65,800.00	66,000.00	62,746.30
Supplies and materials:			
0200 Stationary and office supplies	400.00	250.00	677.61
0220 Scientific and educational supplies	350.00	200.00	503.42
0230 Fuel	150.00	150.00	263.83
0280 Sundry supplies	400.00	400.00	1,112.09
0290 Materials	200.00	200.00	511.09
02 Total supplies and materials	1,500.00	1,200.00	3,068.04
Communication service:			
0500 Telegraph service	50.00	50.00	52.52
0510 Telephone service	125.00	125.00	126.53
0520 Other communication service	25.00	25.00	14.41
05 Total communication service	200.00	200.00	193.46
Travel expenses:			
0615 Transportation	2,000.00	1,800.00	4,650.22
0616 Subsistence	2,000.00	1,700.00	4,634.11
06 Total travel expenses	4,000.00	3,500.00	9,284.33
07 Transportation of things	300.00	300.00	503.50
08 Printing and binding	25.00	25.00	40.98
11 Rents	900.00	900.00	1,140.00
12 Repairs and alterations	275.00	275.00	581.42
Equipment:			
3010 Furniture, furnishings, and fixtures	350.00	300.00	1,474.82
3020 Educational, scientific, and recreational equipment	350.00	300.00	1,803.66
3050 Other equipment	550.00	500.00	2,540.95
30 Total equipment	1,250.00	1,100.00	5,819.43
Reserve		1,500.00	
Total	74,250.00	75,000.00	73,377.46

## Estimates of appropriations required for the service of the fiscal year ending June 30, 1928—Continued

General object (title of appropriation), date of acts, references to Statutes at Large, or to Revised Statutes, and estimated amount required for each detailed object	Total amount to be appropriated under each head of appropriation		Amount appropriated for the fiscal year ending June 30, 1927	
<b>General Expenses, Bureau of Entomology—Continued.</b> For investigations of insects affecting truck crops, including insects and wireworms affecting the potato, sugar beet, cabbage, onion, tomato, beans, peas, and so forth, and insects affecting stored products, [\$186,250] (acts June 16, 1880, vol. 21, p. 259, sec. 1; June 3, 1902, vol. 32, p. 298, sec. 1; Mar. 3, 1905, vol. 33, pp. 1269, 1270, secs. 1-3; June 30, 1906, vol. 34, p. 683, sec. 1; May 11, 1926, vol. 44, p. 517; July 3, 1926, vol. 44, p. 851)-----				
	\$176, 940. 00			
	Estimated expenditures, 1928 appropriation	Estimated expenditures, 1927 appropriation	Expended and obligated, 1926	
<b>TRUCK-CROP INSECTS</b>				
<b>Departmental service:</b>				
<b>Salaries—</b>				
Professional and scientific service—	<i>Average—</i>		<i>Average—</i>	
Grade 5, \$5,200 to \$6,000; average, \$5,600—	No. 1	Salary \$5,200	No. 1	Salary \$4,767
Senior entomologist.....	1	4,400	1	4,400
Grade 4, \$3,800 to \$5,000; average, \$4,400—	1	4,400	1	4,400
Entomologist.....	2	3,300	2	3,150
Grade 3, \$3,000 to \$3,600; average, \$3,300—	2	3,300	2	3,150
Associate entomologists.....	1	1,860	1	1,881
Grade 1, \$1,860 to \$2,400; average, \$2,111.42—	1	1,860	1	1,881
Junior entomologists.....	1	1,860	1	1,881
<b>Subprofessional service—</b>				
Grade 3, \$1,320 to \$1,680; average, \$1,500—	1	1,440	1	1,440
Gardener.....	1	1,440	1	1,440
Grade 2, \$1,140 to \$1,500; average, \$1,320—	2	1,200	2	1,200
Underscientific helper.....				
Clerical, administrative, and fiscal service—				
Grade 6, \$2,100 to \$2,700; average, \$2,400—				
Principal photographer.....				2,600
Grade 5, \$1,860 to \$2,400; average, \$2,111.42—				
Senior clerk.....				2,200
Grade 3, \$1,500 to \$1,860; average, \$1,680—				
Assistant clerk-stenographer.....				1,500
Total average number of employees.....	5	17,640.00	8	21,900.00
Total salaries, departmental service.....			8	23,226.51
The difference between 1928 and 1927 is due to decrease in force, \$4,260.				
<b>Field service:</b>				
<b>Salaries and wages—</b>				
Salary range, \$3,000 to \$3,600; average, \$3,300—	8	3,138	8	3,138
Associate entomologists.....	8	3,138	7	3,066
Salary range, \$2,400 to \$3,000; average, \$2,700—	6	2,517	6	2,517
Assistant entomologists.....	6	2,517	3	2,464
Salary range, \$1,860 to \$2,400; average, \$2,111.42—	10	2,034	10	2,034
Junior entomologists.....	2	2,150	2	2,150
Senior scientific aids.....	1	1,380	1	1,380
Salary range, \$1,320 to \$1,680; average, \$1,500—	1	1,500	1	1,500
Junior scientific aid.....	1	1,500	1	1,500
Total average number of regular employees.....	28	67,720.00	28	67,720.00
Total salaries and wages, regular employees.....			23	55,494.85
Temporary employees at \$1 to \$3,000 per annum.....	36	13,000.00	36	13,000.00
Total salaries and wages, temporary employees.....				11,811.16
Total number of employees.....	64	80,720.00	64	80,720.00
Total salaries and wages, field service.....			59	67,306.01
01 Total personal service.....		98,360.00		102,620.00
				90,532.52
<b>Supplies and materials:</b>				
0200 Stationery and office supplies.....		1,060.00		1,060.00
0220 Scientific and educational supplies.....		3,750.00		3,750.00
0230 Fuel.....		3,750.00		3,750.00
0280 Sundry supplies.....		2,000.00		1,960.00
0290 Materials.....		500.00		500.00
02 Total supplies and materials.....		11,060.00		11,020.00
				9,216.24
<b>Communication service:</b>				
0500 Telegraph service.....		125.00		125.00
0510 Telephone service.....		250.00		250.00
0520 Other communication service.....		25.00		25.00
05 Total communication service.....		400.00		400.00
				353.62
<b>Travel expenses:</b>				
0615 Travel expenses (transportation).....		4,400.00		4,400.00
0616 Travel expenses (subsistence).....		4,200.00		4,200.00
06 Total travel expenses.....		8,600.00		8,600.00
				8,222.56
07 Transportation of things.....		1,100.00		1,100.00
08 Printing and binding.....		25.00		25.00
10 Heat, light, power, water, and electricity.....		125.00		125.00
				136.66
<b>Rents:</b>				
1100 Rent of buildings and structures.....		2,350.00		2,350.00
1110 Other rents.....		250.00		250.00
11 Total rents.....		2,600.00		2,600.00
				2,303.91
12 Repairs and alterations.....		4,700.00		4,700.00
13 Special and miscellaneous current expenses.....		100.00		100.00
				4,371.69

*Estimates of appropriations required for the service of the fiscal year ending June 30, 1928—Continued*

General object (title of appropriation), date of acts, references to Statutes at Large, or to Revised Statutes, and estimated amount required for each detailed object				Total amount to be appropriated under each head of appropriation	Amount appropriated for the fiscal year ending June 30, 1927
<i>General Expenses, Bureau of Entomology—Continued</i>					
	Estimated expenditures, 1928 appropriation	Estimated expenditures, 1927 appropriation	Expended and obligated, 1926		
<b>Equipment:</b>					
3000 Passenger-carrying vehicles.....	\$300.00	\$380.00	\$433.75		
3010 Furniture, furnishings, and fixtures.....	970.00	970.00	898.54		
3020 Educational, scientific, recreational equipment.....	2,500.00	2,500.00	2,217.92		
3050 Other equipment.....	5,200.00	5,200.00	4,310.17		
30 Total equipment.....	8,970.00	9,050.00	7,860.38		
Reserve.....		2,860.00			
Total.....	136,040.00	143,200.00	123,948.43		
<b>STORED PRODUCT INSECTS</b>					
<b>Departmental service:</b>					
<b>Salaries—</b>					
<b>Professional and scientific service—</b>					
Grade 5, \$5,200 to \$6,000; average, \$5,600—	<i>Average—</i>	<i>Average—</i>	<i>Average—</i>		
Senior entomologist.....	No. 1 Salary \$5,200	No. 1 Salary \$5,200	No. 1 Salary \$5,200		
Grade 4, \$3,800 to \$5,000; average, \$4,400—					
Entomologist.....	1 3,800	1 3,800	1 4,800		
Grade 4, \$3,800 to \$5,000; average, \$4,400—					
Entomologist.....	1 3,800	1 3,800	1 3,800		
<b>Subprofessional service—</b>					
Grade 3, \$1,320 to \$1,680; average, \$1,500—					
Junior scientific aid.....	1 1,560	1 1,560	1 1,560		
Total average number of employees.....	3	3	3 1/2		
Total salaries, departmental service.....	10,560.00	10,560.00	11,147.51		
<b>Field service:</b>					
<b>Salaries and wages—</b>					
Salary range, \$3,000 to \$3,600; average, \$3,300—					
Associate entomologists.....	3 3,400	3 3,400	3 3,300		
Salary range, \$2,400 to \$3,000; average, \$2,700—					
Assistant entomologists.....	2 2,650	2 2,650	2 2,550		
Salary range, \$1,860 to \$2,400; average, \$2,111.42—					
Junior entomologists.....	2 2,350	2 2,350	3 2,300		
Total average number of regular employees.....	7	7	8		
Total salaries and wages, regular employees.....	20,200.00	20,200.00	20,999.45		
<b>Temporary employees at \$1 to \$300 per year—</b>					
Total salaries and wages, temporary employees.....	4 1,200.00	4 1,200.00	1 544.80		
Total average number of employees, field service.....	11	11	9		
Total salaries and wages, field service.....	21,400.00	21,400.00	21,544.25		
01 Total personal services.....	31,960.00	31,960.00	32,691.76		
<b>Supplies and materials:</b>					
0200 Stationery and office supplies.....	180.00	180.00	229.18		
0220 Scientific and educational supplies.....	565.00	565.00	886.55		
0230 Fuel.....	200.00	200.00	276.34		
0280 Sundry supplies.....	330.00	330.00	329.01		
0290 Materials.....	400.00	400.00	29.91		
02 Total supplies and materials.....	1,675.00	1,675.00	1,750.99		
<b>Communication service:</b>					
0500 Telegraph service.....	50.00	50.00	26.89		
0510 Telephone service.....	265.00	265.00	202.35		
0520 Other communication service.....	55.00	55.00	5.30		
05 Total communication service.....	370.00	370.00	234.54		
<b>Travel expenses:</b>					
0615 Travel expenses (transportation).....	3,445.00	3,445.00	2,626.47		
0616 Travel expenses (subsistence).....	1,980.00	1,980.00	1,684.93		
06 Total travel expenses.....	5,425.00	5,425.00	4,311.40		
07 Transportation of things.....	125.00	125.00	111.71		
08 Printing and binding.....	45.00	45.00	3.00		
10 Heat, light, power, water, and electricity.....	25.00	25.00	105.65		
<b>Rents:</b>					
1100 Rent of buildings and structures.....	585.00	585.00	913.03		
11 Total rents.....	585.00	585.00	913.03		
12 Repairs and alterations.....	200.00	200.00	456.46		
13 Special and miscellaneous current expenses.....			12.00		
<b>Equipment:</b>					
3010 Furniture, furnishings, and fixtures.....	100.00	100.00	718.98		
3020 Educational, scientific, and recreational equipment.....	340.00	1,000.00	279.73		
3050 Other equipment.....	50.00	740.00	92.65		
30 Total equipment.....	490.00	1,840.00	1,091.36		
Reserve.....		800.00			
Total.....	40,900.00	43,050.00	41,681.90		



## Estimates of appropriations required for the service of the fiscal year ending June 30, 1928—Continued

General object (title of appropriation), date of acts, references to Statutes at Large, or to Revised Statutes, and estimated amount required for each detailed object	Total amount to be appropriated under each head of appropriation		Amount appropriated for the fiscal year ending June 30, 1927
<b>General Expenses, Bureau of Entomology—Continued.</b> For investigations and demonstrations in bee culture ( <i>acts June 16, 1880, vol. 21, p. 259, sec. 1; June 3, 1902, vol. 32, p. 298, sec. 1; Mar. 3, 1906, vol. 33, pp. 1269, 1270, secs. 1-3; June 30, 1906, vol. 34, p. 688, sec. 1; May 11, 1926, vol. 44, p. 517; July 3, 1926, vol. 44, p. 851</i> )-----			
	\$42,380.00		
	Estimated expenditures, 1928 appropriation	Estimated expenditures, 1927 appropriation	Expended and obligated, 1926
Departmental service:			
Salaries—			
Professional and scientific service—			
Grade 4, \$3,800 to \$5,000; average, \$4,400—	Average—	Average—	Average—
Apiculturist.....	No. Salary	No. Salary	No. Salary
Grade 3, \$3,000 to \$3,600; average, \$3,300—			1 \$4,000
Associate apiculturists.....			4 3,025
Grade 2, \$2,400 to \$3,000; average, \$2,700—			1 2,400
Assistant apicultural physiologist.....			
Subprofessional service—			
Grade 2, \$1,140 to \$1,500; average, \$1,320—			11 1,200
Under scientific helper.....			
Clerical, administrative, and fiscal service—			
Grade 3, \$1,500 to \$1,860; average, \$1,680—			1 1,860
Assistant clerk-stenographer.....			
Total average number of employees.....			711
Total salaries, departmental service.....			21,460
Field service:			
Salaries and wages—			
Salary range, \$3,800 to \$5,000; average, \$4,400—			
Apiculturist.....	1 \$4,400	1 \$4,400	
Salary range, \$3,000 to \$3,600; average, \$3,300—			
Associate apiculturists.....	6 3,125	6 3,125	
Salary range, \$2,400 to \$3,000; average, \$2,700—			
Assistant apicultural physiologist.....	1 2,400	1 2,400	
Salary range, \$1,860 to \$2,400; average, \$2,111.42—			
Clerk-stenographer.....	1 2,100	1 2,100	
Salary range, \$1,500 to \$1,860; average, \$1,680—			
Assistant clerk.....	1 1,860	1 1,860	
Assistant clerk-stenographer.....	1 1,860	1 1,860	
Total average number of regular employees.....	11	11	
Total salaries, field service, regular employees.....			31,320
Temporary employees at \$1 to \$2.160 per year.....	5	7	9
Total salaries and wages, temporary employees.....			3,295.31
The difference between 1928 and 1927 is due to decrease in force, \$435.			
Total average number of employees.....	16	18	9
Total salaries and wages, field service.....			3,295.31
01 Total personal services.....	33,555.00	33,990.00	24,755.31
Supplies and materials:			
0200 Stationery and office supplies.....	220.00	150.00	155.85
0220 Scientific and educational supplies.....	900.00	800.00	789.02
0230 Fuel.....	360.00	360.00	50.15
0280 Sundry supplies.....	900.00	900.00	856.45
0290 Materials.....	100.00	100.00	57.98
02 Total supplies and materials.....	2,480.00	2,310.00	1,909.45
Communication service:			
0500 Telegraph service.....	30.00	30.00	19.49
0510 Telephone service.....	120.00	120.00	96.93
05 Total communication service.....	150.00	150.00	116.42
Travel expenses:			
0615 Transportation.....	1,100.00	950.00	862.99
0616 Subsistence.....	500.00	400.00	385.25
06 Total travel expenses.....	1,600.00	1,350.00	1,248.24
Transportation of things.....	370.00	305.00	243.99
Printing and binding.....			1.83
Heat, light, power, water, and electricity.....	150.00	150.00	145.36
Rents.....	1,700.00	1,600.00	1,570.25
Repairs and alterations.....	200.00	100.00	89.28
Special and miscellaneous current expenses.....	15.00	15.00	12.10
Equipment:			
3000 Passenger-carrying vehicles.....		400.00	
3010 Furniture, furnishings, and fixtures.....	200.00	200.00	207.75
3020 Educational, scientific, and recreational equipment.....	1,950.00	1,000.00	1,125.79
3050 Other equipment.....	10.00	10.00	11.27
0 Total equipment.....	2,160.00	1,610.00	1,344.81
Reserve.....		800.00	
Total.....	42,380.00	42,380.00	31,437.04

## Estimates of appropriations required for the service of the fiscal year ending June 30, 1928—Continued

General object (title of appropriation), date of acts, references to Statutes at Large, or to Revised Statutes, and estimated amount required for each detailed object				Total amount to be appropriated under each head of appropriation	Amount appropriated for the fiscal year ending June 30, 1927
<b>General Expenses, Bureau of Entomology—Continued.</b> For investigations of insects affecting citrus and other tropical and subtropical plants, and for investigations and control of the Mediterranean and other fruit flies, in cooperation with the Federal Horticultural Board, [\$71,385] (acts June 16, 1880, vol. 21, p. 259, sec. 1; June 3, 1902, vol. 32, p. 298, sec. 1; Mar. 3, 1905, vol. 33, pp. 1269, 1270, secs. 1-3; June 30, 1906, vol. 34, p. 688, sec. 1; May 11, 1926, vol. 44, p. 517; July 8, 1926, vol. 44, p. 851)				\$76,755.00	
	Estimated expenditures, 1928 appropriation	Estimated expenditures, 1927 appropriation	Expended and obligated, 1926		
<b>Departmental service:</b>					
<b>Salaries—</b>					
<b>Professional and scientific service—</b>					
Grade 5, \$5,200 to \$6,000; average, \$5,600—	<i>Average—</i>	<i>Average—</i>	<i>Average—</i>		
Senior entomologist.....	No. 1 Salary 5,200	No. 1 Salary \$5,200	No. 1 Salary \$6,000		
Grade 4, \$3,800 to \$5,000; average, \$4,400—					
Entomologists.....	1 3,800	1 3,800	2½ 3,994		
Grade 1, \$1,860 to \$2,400; average, \$2,111.42—					
Junior entomologist.....	1 2,400	1 2,400	1 2,400		
<b>Subprofessional service—</b>					
Grade 6, \$1,860 to \$2,400; average, \$2,111.42—					
Senior scientific assistant.....		1 1,860			
Grade 4, \$1,500 to \$1,860; average, \$1,680—					
Head gardener.....	1 1,680	1 1,680	1 1,680		
Total average number employees.....	4	5	4½		
Total salaries, departmental service.....	13,080.00	14,940.00	15,634.17		
The difference between 1928 and 1927 is due to decrease in force, \$1,860.					
<b>Field service:</b>					
<b>Salaries and wages—</b>					
Salary range, \$3,800 to \$5,000; average, \$4,400—					
Entomologist.....	1 4,000	1 4,000	1 3,800		
Salary range, \$3,000 to \$3,600; average, \$3,300—					
Associate entomologists.....	7 3,114	6 3,133	3½ 2,972		
Salary range, \$2,400 to \$3,000; average, \$2,700—					
Assistant entomologists.....	2 2,400	2 2,400	1½ 2,779		
Salary range, \$1,860 to \$2,400; average, \$2,111.42—					
Junior entomologists.....	4 1,990	3 2,033	4½ 2,068		
Salary range, \$1,680 to \$2,040; average, \$1,860—					
Scientific aid.....	1 1,680	1 1,680	1 1,680		
Salary range, \$1,500 to \$1,860; average, \$1,680—					
Assistant clerk-typist.....	1 1,500	1 1,500			
Salary range, \$1,320 to \$1,680; average, \$1,500—					
Junior clerk-typist.....	1 1,320	1 1,320	1 1,320		
Total average number regular employees.....	17	15	11½		
Total salaries and wages.....	\$43,060.00	\$38,200.00	\$28,894.83		
The difference between 1928 and 1927 is due to increase in force (increased appropriation), \$4,860.					
<b>Temporary employees at \$75 to \$90 a month.....</b>					
Total salaries and wages, temporary employees.....	7 5,000.00	7 3,140.00	7 5,555.01		
Total number employees.....	24	22	18½		
Total salaries and wages, field service.....	48,060.00	41,340.00	34,449.84		
01 Total personal services.....	61,140.00	56,280.00	50,084.01		
<b>Supplies and materials:</b>					
0200 Stationery and office supplies.....	300.00	300.00	356.00		
0220 Scientific and educational supplies.....	700.00	500.00	970.05		
0230 Fuel.....	300.00	300.00	431.63		
0280 Sundry supplies.....	700.00	500.00	1,235.85		
0290 Materials.....	50.00	50.00	72.26		
02 Total supplies and materials.....	2,050.00	1,650.00	3,065.78		
<b>Communication service:</b>					
0500 Telegraph service.....	20.00	20.00	22.82		
0510 Telephone service.....	300.00	300.00	314.23		
0520 Other communication service.....	100.00	100.00	127.67		
05 Total communication service.....	420.00	420.00	464.72		
<b>Travel expenses:</b>					
0615 Travel expenses (transportation).....	4,000.00	3,500.00	4,075.37		
0616 Travel expenses (subsistence).....	2,000.00	2,000.00	3,264.80		
06 Total travel expenses.....	6,000.00	5,500.00	7,340.17		
07 Transportation of things.....	400.00	400.00	426.66		
08 Printing and binding.....			1.45		
10 Heat, light, power, water, and electricity.....	100.00	100.00	122.94		
<b>Rents:</b>					
1100 Rent of buildings and structures.....	1,200.00	1,000.00	1,199.00		
1110 Other rents.....	110.00	100.00	135.96		
11 Total rents.....	1,310.00	1,100.00	1,334.96		
12 Repairs and alterations.....	500.00	500.00	566.55		
13 Special and miscellaneous current expenses.....	55.00	55.00	60.03		
<b>Equipment:</b>					
3010 Furniture, furnishings, and fixtures.....	480.00	480.00	681.68		
3020 Educational, scientific, recreational equipment.....	3,000.00	2,500.00	3,360.18		
3050 Other equipment.....	1,300.00	1,000.00	1,343.69		
30 Total equipment.....	4,780.00	3,980.00	5,385.55		
Reserve.....		1,400.00			
Total.....	76,755.00	71,385.00	68,852.82		

*Estimates of appropriations required for the service of the fiscal year ending June 30, 1928—Continued*

General object (title of appropriation), date of acts, references to Statutes at Large, or to Revised Statutes, and estimated amount required for each detailed object	Total amount to be appropriated under each head of appropriation		Amount appropriated for the fiscal year ending June 30, 1927
<b>General Expenses, Bureau of Entomology—Continued.</b>			
For investigations, identification, and systematic classification of miscellaneous insects, including the study of insects affecting the health of man and domestic animals, household insects, and the importation and exchange of useful insects, <b>[\$66,560]</b> (acts June 16, 1880, vol. 21, p. 259, sec. 1; June 3, 1902, vol. 32, p. 298, sec. 1; Mar. 3, 1905, vol. 33, pp. 1269, 1270, secs. 1-3; June 30, 1906, vol. 34, p. 688, sec. 1; May 11, 1926, vol. 44, p. 517; July 3, 1926, vol. 44, p. 851) -			
	\$93, 135. 00		
	Estimated expenditures, 1928 appropriation	Estimated expenditures, 1927 appropriation	Expended and obligated, 1926
<b>Departmental service:</b>			
<b>Salaries—</b>			
Professional and scientific service—	<i>Average—</i>	<i>Average—</i>	<i>Average—</i>
Grade 4, \$3,800 to \$5,000; average, \$4,400—	No. Salary	No. Salary	No. Salary
Entomologists.....	4 \$4, 100	4 \$4, 100	1 \$3, 800
Grade 3, \$3,000 to \$3,600; average, \$3,300—			
Associate entomologists.....	4 3, 210	3½ 3, 245	4½ 3, 247
Grade 2, \$2,400 to \$3,000; average, \$2,700—			
Assistant entomologists.....	3 2, 800		2½ 2, 800
Grade 1, \$1,860 to \$2,400; average, \$2,111.42—			
Junior entomologist.....	1 1, 860		
<b>Subprofessional service—</b>			
Grade 6, \$1,860 to \$2,400; average, \$2,111.42—			
Senior scientific assistant.....	1 1, 860		
Grade 5, \$1,680 to \$2,040; average, \$1,860—			
Scientific illustrator.....	1 1, 740		
Scientific aid.....			1 2, 040
Grade 2, \$1,140 to \$1,500; average, \$1,320—			
Underscientific helpers.....	7 1, 250		
Total average number of employees.....	21	7½	9
Total salaries, departmental service.....	52, 060. 00	28, 300. 00	27, 428. 89
The difference between 1928 and 1927 is due to increase in force, \$23,760.			
<b>Field service:</b>			
<b>Salaries and wages—</b>			
Salary range, \$3,800 to \$5,000; average, \$4,400—			
Entomologists.....	2 4, 000	2 4, 000	1½ 3, 933
Salary range, \$3,000 to \$3,600; average, \$3,300—			
Associate entomologist.....	1 3, 100	1 3, 100	1 3, 350
Salary range, \$2,400 to \$3,000; average, \$2,700—			
Assistant entomologists.....	5 2, 620	5 2, 620	4½ 2, 975
Salary range, \$1,860 to \$2,400; average, \$2,111.42—			
Junior entomologists.....	2 1, 980	2 1, 980	1½ 2, 016
Salary range, \$1,680 to \$2,040; average, \$1,860—			
Clerk.....	1 1, 860		
Salary range, \$1,020 to \$1,260; average, \$1,140—			
Messenger.....	1 1, 140		
Total average number of regular employees.....	12	10	8½
Total salaries and wages, regular employees.....	31, 160. 00	28, 160. 00	24, 338. 33
The difference between 1928 and 1927 is due to increase in force, \$3,000.			
Temporary employees at \$1 to \$1,500 per year.....	7	7	7
Total salaries and wages, temporary employees.....	1, 180. 00	1, 180. 00	1, 250. 59
Total average number of employees.....	19	17	15½
Total salaries and wages, field service.....	32, 340. 00	29, 340. 00	25, 588. 92
<b>01 Total personal services.....</b>	<b>84, 400. 00</b>	<b>57, 640. 00</b>	<b>63, 017. 81</b>
<b>Supplies and materials:</b>			
0200 Stationery and office supplies.....	160. 00	160. 00	262. 06
0220 Scientific and educational supplies.....	800. 00	300. 00	363. 97
0230 Fuel.....	350. 00	350. 00	392. 27
0280 Sundry supplies.....	150. 00	150. 00	276. 48
0290 Materials.....	40. 00	40. 00	162. 90
<b>02 Total supplies and materials.....</b>	<b>1, 500. 00</b>	<b>1, 000. 00</b>	<b>1, 457. 68</b>
<b>04 Subsistence and care of animals.....</b>	<b>120. 00</b>	<b>120. 00</b>	<b>129. 55</b>
<b>Communication service:</b>			
0500 Telegraph service.....	25. 00	25. 00	25. 25
0510 Telephone service.....	50. 00	50. 00	63. 44
0520 Other communication service.....	10. 00	10. 00	8. 92
<b>05 Total communication service.....</b>	<b>85. 00</b>	<b>85. 00</b>	<b>97. 61</b>
<b>Travel expenses:</b>			
0615 Travel expenses (transportation).....	2, 715. 00	2, 500. 00	3, 857. 12
0616 Travel expenses (subsistence).....	1, 600. 00	1, 500. 00	2, 381. 71
<b>06 Total travel expenses.....</b>	<b>4, 315. 00</b>	<b>4, 000. 00</b>	<b>6, 238. 83</b>
<b>07 Transportation of things.....</b>	<b>200. 00</b>	<b>200. 00</b>	<b>258. 89</b>
<b>08 Printing and binding.....</b>	<b>90. 00</b>	<b>90. 00</b>	<b>39. 18</b>
<b>10 Heat, light, power, water, and electricity.....</b>	<b>90. 00</b>	<b>90. 00</b>	<b>129. 96</b>

*Estimates of appropriations required for the service of the fiscal year ending June 30, 1928—Continued*

General object (title of appropriation), date of acts, references to Statutes at Large, or to Revised Statutes, and estimated amount required for each detailed object				Total amount to be appropriated under each head of appropriation	Amount appropriated for the fiscal year ending June 30, 1927
<i>General Expenses, Bureau of Entomology—Continued.</i>					
	Estimated expenditures, 1928 appropriation	Estimated expenditures, 1927 appropriation	Expended and obligated, 1926		
Rents:					
1100 Rent of buildings and structures.....	\$1,225.00	\$1,225.00	\$1,444.50		
1110 Other rents.....			44.27		
11 Total rents.....	1,225.00	1,225.00	1,488.77		
12 Repairs and alterations.....	300.00	300.00	528.66		
13 Special and miscellaneous current expenses.....	50.00	50.00	13.20		
Equipment:					
3000 Passenger-carrying vehicles.....			473.30		
3010 Furniture, furnishings, and fixtures.....	100.00	100.00	138.78		
3020 Educational, scientific, recreational equipment.....	550.00	250.00	814.62		
3050 Other equipment.....	200.00	200.00	33.01		
30 Total equipment.....	850.00	550.00	1,459.71		
Reserve.....		1,300.00			
Total.....	93,135.00	66,560.00	64,859.85		
For general administrative expenses connected with above lines of investigation, and for miscellaneous expenses incident thereto (acts June 16, 1880, vol. 21, p. 259, sec. 1; June 3, 1902, vol. 32, p. 298, sec. 1; Mar. 3, 1905, vol. 33, pp. 1269, 1270, secs. 1-3; June 30, 1906, vol. 34, p. 688, sec. 1; May 11, 1926, vol. 44, p. 517; July 3, 1926, vol. 44, p. 851).....				\$3,880.00	
In all, general expenses.....				\$1,046,670.00	\$1,031,230.00
	Estimated expenditures, 1928 appropriation	Estimated expenditures, 1927 appropriation	Expended and obligated, 1926		
Supplies and materials:					
0200 Stationery and office supplies.....	\$380.00	\$380.00	\$380.18		
0220 Scientific and educational supplies.....	190.00	190.00	188.73		
0280 Sundry supplies.....	730.00	730.00	722.55		
02 Total supplies and materials.....	1,300.00	1,300.00	1,291.46		
Communication service:					
0500 Telegraph service.....	15.00	15.00	15.60		
0510 Telephone service.....	115.00	115.00	115.44		
0520 Other communication service.....	100.00	100.00	72.93		
05 Total communication service.....	230.00	230.00	203.97		
Travel expenses:					
0615 Travel expenses (transportation).....	600.00	600.00	625.44		
0616 Travel expenses (subsistence).....	400.00	400.00	395.49		
06 Total, travel expenses.....	1,000.00	1,000.00	1,020.93		
07 Transportation of things.....	100.00	100.00	81.49		
10 Heat, light, power, water, and electricity.....	10.00	10.00	8.89		
12 Repairs and alterations.....	450.00	450.00	431.72		
Equipment:					
3010 Furniture, furnishings, and fixtures.....	590.00	590.00	525.46		
3020 Educational, scientific, and recreational equipment.....	100.00	100.00	62.18		
3050 Other equipment.....	100.00	100.00	65.00		
30 Total equipment.....	790.00	790.00	652.64		
Total.....	3,880.00	3,880.00	3,691.10		

*Estimates of appropriations required for the service of the fiscal year ending June 30, 1928—Continued*

General object (title of appropriation), date of acts, references to Statutes at Large, or to Revised Statutes, and estimated amount required for each detailed object	Total amount to be appropriated under each head of appropriation	Amount appropriated for the fiscal year ending June 30, 1927
<p><b>Preventing Spread of Moths, Bureau of Entomology—</b> To enable the Secretary of Agriculture to meet the emergency caused by the continued spread of the gypsy and brown-tail moths by conducting such experiments as may be necessary to determine the best methods of controlling these insects; by introducing and establishing the parasites and natural enemies of these insects and colonizing them within the infested territory; by establishing and maintaining a quarantine against further spread in such a manner as is provided by the general nursery stock law, approved August 20, 1912, as amended, entitled "An act to regulate the importation of nursery stock and other plants and plant products, to enable the Secretary of Agriculture to establish and maintain quarantine districts for plant diseases and insect pests, to permit and regulate the movements of fruits, plants, and vegetables therefrom, and for other purposes," in cooperation with the authorities of the different States concerned and with the several State experiment stations, including rent outside of the District of Columbia, the employment of labor in the city of Washington and elsewhere, and all other necessary expenses <b>[\$670,000]</b> (acts Mar. 3, 1905, vol. 33, pp. 1269, 1270, secs. 1-3; May 11, 1926, vol. 44, p. 518)</p>	\$650, 000. 00	\$670, 000. 00

*Estimates of appropriations required for the service of the fiscal year ending June 30, 1928—Continued*

General object (title of appropriation), date of acts, references to Statutes at Large, or to Revised Statutes, and estimated amount required for each detailed object				Total amount to be appropriated under each head of appropriation	Amount appropriated for the fiscal year ending June 30, 1927
<i>Preventing Spread of Moths, Bureau of Entomology—Continued.</i>					
	Estimated expenditures, 1928 appropriation	Estimated expenditures, 1927 appropriation	Expended and obligated, 1926		
Field service—Continued.					
Salaries and wages—Continued.					
Salary range, \$1,500 to \$1,860; average, \$1,680—					
Assistant scientific aid.....	Average— No. Salary	Average— No. Salary	Average— No. Salary		
Assistant clerk-stenographer.....	1 1,620		1 1,000		
Total average number of regular employees.....	74	74	66 1/4		
Total salaries and wages, regular employees.....	\$170,280.00	\$170,280.00	150,428.44		
Temporary employees at \$1 to \$1,800 per year.....	367	367	394		
Total salaries and wages, temporary employees.....	329,000.00	336,000.00	375,351.51		
Total average number of employees.....	441	441	460 1/4		
Total salaries and wages, field service.....	499,280.00	506,280.00	525,779.95		
The difference between 1928 and 1927 is due to decrease in force, \$7,000.					
01 Total personal services.....	515,680.00	522,680.00	551,380.65		
Supplies and materials:					
0200 Stationery and office supplies.....	1,200.00	1,200.00	1,261.91		
0220 Scientific and educational supplies.....	21,000.00	21,000.00	25,476.47		
0230 Fuel.....	9,000.00	9,000.00	9,838.45		
0280 Sundry supplies.....	2,400.00	2,400.00	2,421.60		
0290 Materials.....	700.00	700.00	709.85		
02 Total supplies and materials.....	34,300.00	34,300.00	39,708.28		
Communication service:					
0500 Telegraph service.....	140.00	140.00	184.28		
0510 Telephone service.....	2,400.00	2,100.00	2,464.30		
0520 Other communication service.....	300.00	300.00	310.65		
05 Total communication service.....	2,840.00	2,840.00	2,959.13		
Travel expenses:					
0615 Travel expenses (transportation).....	25,000.00	25,000.00	25,644.86		
0616 Travel expenses (subsistence).....	25,000.00	25,000.00	32,120.12		
06 Total travel expenses.....	50,000.00	50,000.00	57,764.98		
07 Transportation of things.....	700.00	700.00	732.00		
08 Printing and binding.....	35.00	35.00	38.02		
09 Advertising and publication of notices.....	250.00	250.00	284.09		
10 Heat, light, power, water, and electricity.....	800.00	800.00	861.41		
Rents:					
1100 Rent of buildings and structures.....	6,200.00	6,200.00	6,210.73		
1110 Other rents.....	215.00	215.00	213.95		
11 Total rents.....	6,415.00	6,415.00	6,424.68		
12 Repairs and alterations.....	16,000.00	15,000.00	16,145.73		
13 Special and miscellaneous current expenses.....	2,500.00	2,500.00	2,304.10		
Equipment:					
3000 Passenger-carrying vehicles.....		1,750.00	1,406.00		
3010 Furniture, furnishings, and fixtures.....	730.00	730.00	1,455.39		
3020 Educational, scientific, and recreational equipment.....	500.00	500.00	833.07		
3050 Other equipment.....	19,250.00	18,500.00	18,792.02		
30 Total equipment.....	20,480.00	21,480.00	22,486.48		
Reserve.....		13,000.00			
Total.....	650,000.00	670,000.00	701,089.55		

*Prevention of Spread of European Corn Borer—*

To enable the Secretary of Agriculture to meet the emergency caused by the spread of the European corn borer, and to provide means for the investigation, control, and prevention of spread of this insect throughout the United States, in cooperation with the States concerned, including, when necessary, cooperation with the Federal Horticultural Board in establishing, maintaining, and enforcing quarantines promulgated under the plant quarantine act of August 20, 1912, as amended, including the employment of persons and means in the city of Washington and elsewhere, and all other necessary expenses, **[\$485,000]** \$685,000, of which amount \$50,000 shall be immediately available: *Provided*, That in the discretion of the Secretary of Agriculture **[\$100,000]** \$300,000 of this amount shall be available for expenditure only when an equal amount shall have been appropriated, subscribed, or contributed by States, counties, or local authorities, or by individuals or organizations, for the accomplishment of such purposes (*acts July 24, 1919, vol. 41, p. 730, sec. 1; May 11, 1926, vol. 44, p. 518*)

\$685,000.00

\$485,000.00

*Estimates of appropriations required for the service of the fiscal year ending June 30, 1928—Continued*

General object (title of appropriation), date of acts, references to Statutes at Large, or to Revised Statutes, and estimated amount required for each detailed object	Estimated expenditures, 1928 appropriation		Estimated expenditures, 1927 appropriation		Expended and obligated, 1926	Total amount to be appropriated under each head of appropriation	Amount appropriated for the fiscal year ending June 30, 1927
Prevention of Spread of European Corn Borer—Continued.							
Departmental service:							
Salaries—	Average—		Average—		Average—		
Professional and scientific service—	No.	Salary	No.	Salary	No.	Salary	
Grade 5, \$5,200 to \$6,000; average, \$5,600—	1	\$5,200	1	\$5,200	1	\$6,000	
Senior entomologist.....							
Grade 4, \$3,800 to \$5,000; average, \$4,400—	1	4,600	1	4,600	2½	4,240	
Entomologist.....							
Grade 3, \$3,000 to \$3,600; average, \$3,300—			1	3,200			
Associate entomologist.....							
Grade 2, \$2,400 to \$3,000; average, \$2,700—			2	2,800			
Assistant entomologists.....							
Grade 1, \$1,860 to \$2,400; average, \$2,111.42—	2	1,860					
Junior entomologists.....							
Clerical, administrative, and fiscal service—							
Grade 7, \$2,400 to \$3,000; average, \$2,700—	1	2,400					
Junior administrative assistant.....							
Grade 4, \$1,680 to \$2,040; average, \$1,860—					1	1,680	
Clerk-stenographer.....					½	2,040	
Clerk.....							
Grade 3, \$1,500 to \$1,860; average, \$1,680—					½	1,680	
Assistant clerk.....	2	1,500	1	1,500			
Assistant clerk-stenographer.....					½	1,440	
Grade 2, \$1,320 to \$1,680; average, \$1,500—							
Junior clerk.....							
Subprofessional service—							
Grade 6, \$1,860 to \$2,400; average, \$2,111.42—	1	1,860					
Senior scientific illustrator.....							
Grade 4, \$1,500 to \$1,860; average, \$1,680—	1	1,620	1	1,620			
Assistant scientific aid.....							
Grade 3, \$1,320 to \$1,680; average, \$1,500—	1	1,380					
Junior scientific aid.....							
Grade 2, \$1,140 to \$1,500; average, \$1,320—			2	1,320			
Underscientific helpers.....							
Total average number of employees.....	10		9		5½		
Total salaries, departmental service.....		23,780.00		24,360.00		15,703.50	
The difference between 1928 and 1927 is due to decrease in force, \$580.							
Field service:							
Salaries and wages—							
Salary range, \$3,800 to \$5,000; average, \$4,400—	2	3,800	2	3,800	2	3,800	
Entomologists.....	1	5,000		5,000	1	4,800	
Administrative officer.....							
Salary range, \$3,000 to \$3,600; average, \$3,300—	3	3,200	2	3,300	1	3,400	
Associate entomologists.....	1	3,200	1	3,200	1	3,200	
Administrative officer.....	3	3,000					
Senior administrative assistants.....							
Salary range, \$2,400 to \$3,000; average, \$2,700—	10	2,500	8	2,525	5½	2,570	
Assistant entomologists.....	1	2,250	1	2,250	1	2,250	
Agent.....	1	3,000	1	3,000	1	3,000	
Administrative assistant.....							
Salary range, \$2,100 to \$2,700; average, \$2,400—	2	2,400	2	2,400	2	2,400	
Principal scientific aids.....	1	2,200	1	2,200	1	2,200	
Principal field aid.....							
Salary range, \$1,860 to \$2,400; average, \$2,111.42—	9	1,987	9	1,987	3½	2,107	
Junior entomologists.....	8	1,905	3	1,980	3	1,980	
Senior scientific aids.....	1	1,980	1	1,980	1	1,980	
Scientific aid.....	1	2,100	1	2,100	1	2,100	
Senior clerk-stenographer.....	1	2,100	1	2,100	1	2,100	
Senior clerk.....							
Salary range, \$1,320 to \$1,680; average, \$1,500—	3	1,320	3	1,320	½	1,320	
Junior clerk-stenographers.....							
Total average number of regular employees.....	48		37		26½		
Total salaries and wages, regular employees.....		114,910.00		88,810.00		65,345.50	
Temporary employees, at \$1 to \$2,040 per year.....	385		300		300		
Total salaries and wages, temporary employees.....		312,750.00		200,000.00		168,270.09	
Total number of employees.....	433		337		326½		
Total salaries and wages, field service.....		427,660.00		288,810.00		233,615.59	
The difference between 1928 and 1927 is due to increase in force, \$138,850.							
01 Total personal services.....		451,440.00		313,170.00		249,319.09	
Supplies and materials:							
0200 Stationery and office supplies.....		6,500.00		4,700.00		3,104.09	
0220 Scientific and educational supplies.....		10,000.00		9,000.00		7,278.76	
0230 Fuel.....		16,750.00		12,250.00		10,516.74	
0280 Sundry supplies.....		13,250.00		8,000.00		6,967.25	
0290 Materials.....		1,900.00		1,900.00		847.69	
02 Total supplies and materials.....		48,400.00		35,850.00		28,714.53	
Communication service:							
0500 Telegraph service.....		300.00		300.00		165.52	
0510 Telephone service.....		1,800.00		1,800.00		1,346.38	
0520 Other communication service.....		460.00		460.00		244.16	
05 Total communication service.....		2,560.00		2,560.00		1,756.06	
Travel expenses:							
0615 Transportation.....		36,900.00		26,900.00		17,450.93	
0616 Subsistence.....		50,780.00		37,100.00		28,994.91	
06 Total travel expenses.....		87,680.00		64,000.00		46,445.84	
07 Transportation of things.....		970.00		970.00		865.34	
08 Printing and binding.....		20.00		20.00		12.43	
09 Advertising and publication of notices.....		300.00		300.00		60.41	
10 Furnishing of heat, light, power, and electricity.....		1,500.00		1,500.00		902.62	

## Estimates of appropriations required for the service of the fiscal year ending June 30, 1928—Continued

General object (title of appropriation), date of acts, references to Statutes at Large, or to Revised Statutes, and estimated amount required for each detailed object				Total amount to be appropriated under each head of appropriation	Amount appropriated for the fiscal year ending June 30, 1927
<b>Prevention of Spread of European Corn Borer—Continued.</b>					
	Estimated expenditures, 1928 appropriation	Estimated expenditures, 1927 appropriation	Expended and obligated, 1926		
<b>Rents:</b>					
1100 Rent of buildings and structures.....	\$10,950.00	\$10,250.00	\$8,313.61		
1110 Other rents.....	1,000.00	1,000.00	729.55		
11 Total rents.....	11,950.00	11,250.00	9,043.16		
12 Repairs and alterations.....	24,680.00	22,180.00	14,422.09		
13 Special and miscellaneous current expenses.....	1,000.00	1,000.00	210.83		
<b>Equipment:</b>					
3000 Passenger-carrying vehicles.....	2,000.00				
3010 Furniture, furnishings, and fixtures.....	2,200.00	1,700.00	807.26		
3020 Educational, scientific, and recreational equipment.....	5,000.00	5,000.00	2,191.46		
3050 Other equipment.....	45,300.00	16,500.00	15,912.13		
30 Total equipment.....	54,500.00	23,200.00	18,910.85		
Reserve.....		9,000.00			
Total.....	685,000.00	485,000.00	370,663.25		
<b>Preventing Spread of the Mexican Bean Beetle—</b>					
To enable the Secretary of Agriculture to meet the emergency caused by the recent introduction and rapid multiplication of the Mexican bean beetle in the State of Alabama and other States, and to provide means for the study, experimentation in eradication, and for the control and prevention of the spread of this insect in that State and to other States, in cooperation with the State of Alabama and other States concerned and with individuals affected, including the employment of persons and means in the city of Washington and elsewhere, and all other necessary expenses (act May 11, 1926, vol. 44, pp. 518, 519).....				\$32,500.00	\$32,500.00
	Estimated expenditures, 1928 appropriation	Estimated expenditures, 1927 appropriation	Expended and obligated, 1926		
<b>Departmental service:</b>					
<b>Salaries—</b>					
Professional and scientific service—	<i>Average—</i>	<i>Average—</i>	<i>Average—</i>		
Grade 3, \$3,000 to \$3,600; average, \$3,300—	No. Salary	No. Salary	No. Salary		
Associate entomologist.....		1 \$3,000			
Grade 1, \$1,860 to \$2,400; average, \$2,111.42—					
Junior entomologist.....	1 \$2,200	1 2,200	1/2 \$2,200		
Subprofessional service—					
Grade 2, \$1,140 to \$1,500; average, \$1,320—					
Underscientific helper.....	1 1,260				
Clerical, administrative, and fiscal service—					
Grade 5, \$1,860 to \$2,400; average, \$2,111.42—					
Senior clerk.....	1 2,200	1 2,200	1 2,200		
Grade 4, \$1,680 to \$2,040; average, \$1,860—					
Clerk.....			1/2 2,040		
Total average number of employees.....	3	2 1/2	2		
Total salaries, departmental service.....	5,660.00	5,400.00	4,271.10		
The difference between 1928 and 1927 is due to increase in force, \$260.					
<b>Field service:</b>					
<b>Salaries and wages—</b>					
Salary range, \$3,000 to \$3,600; average, \$3,300—					
Associate entomologist.....	1 3,400	1 3,400	1 3,400		
Salary range, \$2,400 to \$3,000; average, \$2,700—					
Associate entomologists.....	2 2,400	2 2,400	1 2,400		
Salary range, \$1,860 to \$2,400; average, \$2,111.42—					
Junior entomologists.....	3 2,100	3 2,100	2 1/2 2,100		
Clerk.....			1/2 2,040		
Salary range, \$1,500 to \$1,860; average, \$1,680—					
Assistant clerk-stenographer.....	1 1,500	1 1,500	1/2 1,500		
Salary range, \$1,020 to \$1,260; average, \$1,140—					
Senior laborer.....	1 1,200	1 1,200	1/2 1,200		
Total average number of regular employees.....	8	8	5 1/2		
Total salaries and wages, regular employees.....	17,200.00	17,200.00	12,877.44		
Temporary employees, at \$1 to \$3,000 per year.....	12	12	13		
Total salaries and wages, temporary employees.....	3,000.00	3,000.00	4,786.72		
Total number of employees.....	20	20	18 1/2		
Total salaries and wages, field service.....	20,200.00	20,200.00	17,664.16		
01 Total personal services.....	25,860.00	25,600.00	21,935.26		



*Estimates of appropriations required for the service of the fiscal year ending June 30, 1928—Continued*

General object (title of appropriation), date of acts, references to Statutes at Large, or to Revised Statutes, and estimated amount required for each detailed object				Total amount to be appropriated under each head of appropriation	Amount appropriated for the fiscal year ending June 30, 1927
<i>Preventing Spread of the Mexican Bean Beetle—Continued.</i>					
	Estimated expenditures, 1928 appropriation	Estimated expenditures, 1927 appropriation	Expended and obligated, 1926		
Supplies and materials:					
0200 Stationery and office supplies.....	\$300.00	\$200.00	\$634.63		
0220 Scientific and educational supplies.....	380.00	360.00	404.59		
0230 Fuel.....	450.00	450.00	529.68		
0280 Sundry supplies.....	300.00	200.00	303.09		
0290 Materials.....	100.00	100.00	325.67		
02 Total supplies and materials.....	1,510.00	1,310.00	2,197.66		
Communication service:					
0500 Telegraph service.....	10.00	10.00	11.61		
0510 Telephone service.....	80.00	75.00	82.38		
0520 Other communication service.....	10.00	5.00	10.48		
05 Total communication service.....	100.00	90.00	104.47		
Travel expenses:					
0615 Travel expenses (transportation).....	650.00	600.00	931.52		
0616 Travel expenses (subsistence).....	550.00	400.00	757.43		
06 Total travel expenses.....	1,200.00	1,000.00	1,688.95		
07 Transportation of things.....	100.00	100.00	583.54		
10 Heat, light, power, water, and electricity.....	50.00	50.00	53.07		
Rents:					
1100 Rent of buildings and structures.....	1,140.00	1,100.00	1,478.95		
1110 Other rents.....	50.00	50.00	62.10		
11 Total rents.....	1,190.00	1,150.00	1,539.05		
12 Repairs and alterations.....	200.00	200.00	560.72		
13 Special and miscellaneous current expenses.....	50.00	50.00	99.82		
Equipment:					
3010 Furniture, furnishings, and fixtures.....	200.00	140.00	265.46		
3020 Educational, scientific, and recreational equipment.....	440.00	400.00	593.33		
3050 Other equipment.....	1,600.00	1,760.00	1,858.60		
30 Total equipment.....	2,240.00	2,300.00	2,817.39		
Reserve.....		650.00			
Total.....	32,500.00	32,500.00	31,579.93		

*Preventing Spread of Japanese and Asiatic Beetles—*

To enable the Secretary of Agriculture to meet the emergency caused by the spread of the Japanese and Asiatic beetles, and to provide means for the investigation, control, and prevention of spread of these insects throughout the United States, in cooperation with the States concerned, including, when necessary, cooperation with the Federal Horticultural Board in establishing, maintaining, and enforcing quarantines promulgated under the plant quarantine act of August 20, 1912, as amended, including the employment of persons and means in the city of Washington and elsewhere, and all other necessary expenses **[\$285,000]** \$440,000, of which amount \$50,000 shall be immediately available (acts June 5, 1924, vol. 43, p. 448, sec. 1; May 11, 1926, vol. 44, p. 519)-----

\$440,000.00

\$285,000.00

	Estimated expenditures, 1928 appropriation	Estimated expenditures, 1927 appropriation	Expended and obligated, 1926
Departmental service:			
Professional and scientific service—			
Grade 5, \$5,200 to \$6,000; average, \$5,600—	Average—	Average—	Average—
Senior entomologist.....	No. Salary	No. Salary	No. Salary
Grade 3, \$3,000 to \$3,600; average, \$3,300—			
Associate entomologist.....	1 \$3,400	1 \$3,400	
Grade 2, \$2,400 to \$3,000; average, \$2,700—			
Assistant in bibliographic entomology.....	1 2,400	1 2,400	1 2,400
Grade 1, \$1,860 to \$2,400; average, \$2,111.42—			
Junior entomologist.....			1 2,200
Clerical, administrative, and fiscal service—			
Grade 8, \$2,700 to \$3,300; average, \$3,000—			
Administrative assistant.....	1 3,000	1 3,000	1 3,000
Grade 6, \$2,100 to \$2,700; average, \$2,400—			
Principal clerk.....			1 2,100
Grade 5, \$1,860 to \$2,400; average, \$2,111.42—			
Senior clerk.....	1 1,860		
Grade 3, \$1,500 to \$1,860; average, \$1,680—			
Assistant clerk-stenographer.....			1 1,500
Total average number of employees.....	4	3	4½
Total salaries, departmental service.....	10,660	8,800	10,902
The difference between 1928 and 1927 is due to increase in force, \$1,860.			

*Estimates of appropriations required for the service of the fiscal year ending June 30, 1928—Continued*

General object (title of appropriation), date of acts, references to Statutes at Large, or to Revised Statutes, and estimated amount required for each detailed object				Total amount to be appropriated under each head of appropriation	Amount appropriated for the fiscal year ending June 30, 1927
<i>Preventing Spread of Japanese and Asiatic Beetles—Continued.</i>					
	Estimated expenditures, 1928 appropriation	Estimated expenditures, 1927 appropriation	Expended and obligated, 1926		
Field service:					
Salaries and wages—	<i>Average—</i>	<i>Average—</i>	<i>Average—</i>		
Salary range, \$3,800 to \$5,000; average, \$4,400—	No. Salary	No. Salary	No. Salary		
Entomologists	4 \$4,000	4 \$4,000	3 \$3,817		
Salary range, \$3,300 to \$3,900; average, \$3,600—					
Junior administrative officer	1 3,600	1 3,600	1 3,600		
Salary range, \$3,000 to \$3,600; average, \$3,300—					
Associate entomologists	4 3,025	4 3,025	5 3,043		
Salary range, \$2,400 to \$3,000; average, \$2,700—					
Assistant entomologists	9 2,506	7 2,536	5½ 2,441		
Salary range, \$1,860 to \$2,400; average, \$2,111.42—					
Junior entomologists	12 1,892	9 1,902	5 1,924		
Senior scientific aids	2 1,980	2 1,980	1½ 2,114		
Senior clerk	1 2,100	1 2,100	1 2,100		
Salary range, \$1,500 to \$1,860; average, \$1,680—					
Assistant clerks	3 1,680	3 1,680	1 1,680		
Salary range, \$1,320 to \$1,680; average, \$1,500—					
Junior stenographer	1 1,320	1 1,320	½ 1,320		
Total average number of regular employees	37	32	23½		
Total salaries and wages, regular employees	89,370.00	78,990.00	60,580.95		
Temporary employees at \$1 to \$2,400 per year	135	75	79		
Total salaries and wages, temporary employees	218,820.00	122,210.00	135,466.17		
Total number of employees	172	107	102½		
Total salaries and wages, field service	308,190.00	201,200.00	196,047.12		
The difference between 1928 and 1927 is due to increase in force, \$106,990.					
01 Total personal services	318,850.00	210,000.00	206,949.12		
Supplies and materials:					
0200 Stationery and office supplies	5,000.00	2,500.00	2,532.19		
0220 Scientific and educational supplies	5,500.00	4,500.00	4,837.66		
0230 Fuel	15,000.00	6,500.00	7,487.33		
0280 Sundry supplies	3,000.00	2,500.00	2,422.05		
0290 Materials	1,000.00	1,000.00	1,110.46		
02 Total supplies and materials	29,500.00	17,000.00	18,389.69		
Communication service:					
0500 Telegraph service	200.00	100.00	189.39		
0510 Telephone service	4,500.00	2,000.00	2,027.01		
0520 Other communication service	120.00	70.00	69.16		
05 Total communication service	4,820.00	2,170.00	2,285.56		
Travel expenses:					
0615 Travel expenses (transportation)	16,000.00	11,000.00	10,667.43		
0616 Travel expenses (subsistence)	14,500.00	11,000.00	11,012.13		
06 Total travel expenses	30,500.00	22,000.00	21,679.56		
07 Transportation of things	2,500.00	2,500.00	2,430.63		
08 Printing and binding	5.00	5.00	1.08		
09 Advertising and publication of notices	25.00	25.00	18.80		
10 Heat, light, power, water, and electricity	1,600.00	1,000.00	1,039.81		
Rents:					
1100 Rent of buildings and structures	13,000.00	7,000.00	6,668.45		
1110 Other rents	2,200.00	1,200.00	1,255.15		
11 Total rents	15,200.00	8,200.00	7,923.60		
12 Repairs and alterations	16,500.00	7,500.00	7,763.30		
Equipment:					
3000 Passenger-carrying vehicles			574.89		
3010 Furniture, furnishings, and fixtures	3,200.00	1,200.00	1,299.68		
3020 Educational, scientific, and recreational equipment	2,800.00	2,300.00	2,284.14		
3050 Other equipment	14,500.00	5,500.00	5,442.84		
30 Total equipment	20,500.00	9,000.00	9,601.55		
Reserve		5,800.00			
Total	440,000.00	285,000.00	278,082.70		
Total, Bureau of Entomology, <b>[\$2,640,168]</b> \$2,988,170, of which amount not to exceed \$325,000 may be expended for personal services in the District of Columbia				\$2,988,170.00	\$2,640,168.00

*Estimates of appropriations required for the service of the fiscal year ending June 30, 1928—Continued*

General object (title of appropriation), date of acts, references to Statutes at Large, or to Revised Statutes, and estimated amount required for each detailed object	Total amount to be appropriated under each head of appropriation		Amount appropriated for the fiscal year ending June 30, 1927
BUREAU OF BIOLOGICAL SURVEY			
Salaries, Bureau of Biological Survey— For chief of bureau and other personal services in the District of Columbia in accordance with the classification act of 1923 and for personal services in the field (act May 11, 1926, vol. 44, p. 519)-----			
	Estimated expenditures, 1928 appropriation	Estimated expenditures, 1927 appropriation	Expended and obligated, 1926
Departmental service:			
Salaries—			
Professional and scientific service—	Average—	Average—	Average—
Grade 6, \$6,000 to \$7,500; average, \$6,750—	No. Salary	No. Salary	No. Salary
Chief of bureau-----	1 \$6, 000	1 \$6, 000	1 \$6, 000
Subprofessional service—			
Grade 5, \$1,680 to \$2,040; average, \$1,860—			
Scientific aids-----	2 1, 860	2 1, 860	2 1, 845
Grade 4, \$1,500 to \$1,860; average, \$1,680—			
Assistant scientific aid-----	1 1, 500	1 1, 500	1 1, 500
Grade 2, \$1,140 to \$1,500; average, \$1,320—			
Underscientific helper-----	1 1, 320	1 1, 320	1 1, 230
Clerical, administrative, and fiscal service—			
Grade 9, \$3,000 to \$3,600; average, \$3,300—			
Senior administrative assistants (1 assistant to the chief)-----	1 3, 235	1 3, 235	1 3, 324
Grade 8, \$2,700 to \$3,300; average, \$3,000—			
Administrative assistant (accountant in charge)-----	1 3, 100	1 3, 100	1 3, 000
Grade 7, \$2,400 to \$3,000; average, \$2,700—			
Junior administrative officers (editors)-----	1 3, 000	1 3, 000	1 2, 900
Grade 6, \$2,100 to \$2,700; average, \$2,400—			
Principal clerks-----	2 2, 400	2 2, 400	2 2, 375
Grade 5, \$1,860 to \$2,400; average, \$2,111.42—			
Senior clerks-----	5 2, 104	5 2, 104	5 2, 097
Grade 4, \$1,680 to \$2,040; average, \$1,860—			
Clerks-----	4 1, 860	4 1, 860	4 1, 864
Grade 3, \$1,500 to \$1,860; average, \$1,680—			
Assistant clerks-----	8 1, 658	8 1, 658	8 1, 651
Grade 2, \$1,320 to \$1,680; average, \$1,500—			
Junior clerks-----	9 1, 509	9 1, 509	9 1, 507
Grade 1, \$1,140 to \$1,680; average, \$1,320—			
Underclerks-----	3 1, 410	3 1, 410	2 1, 410
Custodial service—			
Grade 3, \$1,020 to \$1,260; average, \$1,140—			
Messenger-----	1 1, 020	1 1, 020	1 1, 020
Grade 2, \$900 to \$1,260; average, \$1,020—			
Assistant messenger-----	1 900	1 900	1 856
Office laborers-----	3 367	3 367	3 366
Grade 1, \$600 to \$780; average, \$680—			
Junior messengers-----	1 600	1 600	1 525
Total average number of employees-----	46 1/2	46 1/2	46 1/2
Total salaries, departmental service-----	82, 449. 00	82, 449. 00	83, 086. 17
Field service:			
Salaries and wages—			
Salary range, \$1,680 to \$2,040; average, \$1,860—			
Clerks-----	9 1/2 1, 800	9 1/2 1, 800	11 1, 758
Salary range, \$1,320 to \$1,680; average, \$1,500—			
Junior clerk-----	1 1, 500	1 1, 500	1 1, 384
Salary range, \$1,140 to \$1,500; average, \$1,320—			
Underclerk-----	1 1, 320	1 1, 320	1 1, 200
Agent-----	1 1, 200	1 1, 200	1 1, 200
Game warden-----	1 1, 200	1 1, 200	1 1, 200
Total average number of regular employees-----	13 1/2	13 1/2	14
Total salaries and wages, field service-----	21, 551. 00	21, 551. 00	23, 119. 00
01 Total personal services-----	104, 000. 00	104, 000. 00	106, 205

## Estimates of appropriations required for the service of the fiscal year ending June 30, 1928—Continued

General object (title of appropriation), date of acts, references to Statutes at Large, or to Revised Statutes, and estimated amount required for each detailed object	Total amount to be appropriated under each head of appropriation	Amount appropriated for the fiscal year ending June 30, 1927
<b>General Expenses, Bureau of Biological Survey—</b> For salaries and employment of labor in the city of Washington and elsewhere, furniture, supplies, including the purchase of bags, tags, and labels printed in the course of manufacture, traveling and all other expenses necessary in conducting investigations and carrying out of the work of the bureau, as follows ( <i>acts May 25, 1900, vol. 31, p. 187, sec. 1; Mar. 4, 1909, vol. 35, pp. 1104, 1187, and 1138, sec. 1; Mar. 4, 1913, vol. 37, pp. 847, 848, sec. 1; May 11, 1926, vol. 44, p. 519</i> ): For the maintenance of the Montana National Bison Range and other reservations and for the maintenance of game introduced into suitable localities on public lands, under supervision of the Biological Survey, including construction of fencing, wardens' quarters, shelters for animals, landings, roads, trails, bridges, ditches, telephone lines, rockwork, bulkheads, and other improvements necessary for the economical administration and protection of the reservations, and for the enforcement of section 84 of the act approved March 4, 1909, entitled "An act to codify, revise, and amend the penal laws of the United States," <b>[\$46,000] \$50,000: Provided, That \$2,500 may be used for the purchase, capture, and transportation of game for national reservations (same acts)</b> -----		
	\$50,000. 00	
	Estimated expenditures, 1928 appropriation	Estimated expenditures, 1927 appropriation
Expended and obligated, 1926		
<b>Departmental service:</b>		
<b>Salaries—</b>		
Professional and scientific service—		
Grade 4, \$3,800 to \$5,000; average, \$4,400—		
Biologist (chief of division)-----	Average— No. Salary 1 \$4,400	Average— No. Salary 1 \$4,400
Clerical, administrative, and fiscal service—		
Grade 9, \$3,000 to \$3,600; average, \$3,300—		
Senior administrative assistant-----	1 3,500	1 3,500
Grade 6, \$1,860 to \$2,400; average, \$2,111.42—		
Senior clerk-----	1 2,100	1 2,100
Total average number of employees-----	1 1	1 1
Total salaries, departmental service-----	4,683. 00	5,849. 00
The difference between 1928 and 1927 is due to decrease in force, \$1,166.		3,633. 34
<b>Field service:</b>		
<b>Salaries and wages—</b>		
Salary range, \$2,400 to \$3,000; average, \$2,700—		
Game warden in charge-----	1 2,620	1 2,620
Salary range, \$2,100 to \$2,700—		
Game warden-----		1 2,300
Salary range, \$1,860 to \$2,400; average, \$2,100—		
Game wardens in charge-----	4 2,055	4 2,055
Salary range, \$1,500 to \$1,860; average, \$1,680—		
Game wardens in charge-----	2 1,590	2 1,590
Salary range, \$1,140 to \$1,500; average, \$1,320—		
Game warden-----	1 1,200	1 1,200
Total average number of regular employees-----	8	8
Total salaries, regular employees-----	15,220. 00	15,220. 00
Deduct allowances for subsistence, lodging, etc-----	720. 00	15,161. 66
Cash payment, salaries, and wages-----	14,500. 00	14,500. 00
Temporary employees at \$2 to \$8 per day-----	120	106
Total salaries and wages, temporary employees-----	16,630. 00	13,322. 00
Total average number of employees-----	128	106
Total salaries and wages, field service-----	31,130. 00	27,822. 00
The difference between 1928 and 1927 is due to increase in temporary force, \$3,308.		28,165. 71
Deduct expenditures for personal services included in objects named below-----	9,254. 00	6,177. 00
Net salaries and wages, field service-----	21,876. 00	8,350. 96
01 Total personal services-----	26,559. 00	21,645. 00
Supplies and materials:		
0200 Stationery and office supplies-----	199. 00	194. 00
0220 Scientific supplies-----	25. 00	50. 00
0230 Fuel-----	259. 00	187. 00
0250 Forage and other supplies for animals-----	1,709. 00	1,686. 00
0270 Powder, projectiles, explosives, etc-----	100. 00	20. 00
0280 Sundry supplies-----	351. 00	267. 00
Add indirect expenditures deducted from other objects-----	5,239. 00	3,771. 00
02 Total supplies and materials-----	7,882. 00	6,178. 00
Communication service:		
0500 Telegraph service-----	120. 00	120. 00
0510 Telephone service-----	130. 00	125. 00
0520 Other communication service-----	5. 00	5. 00
05 Total communication service-----	255. 00	250. 00

*Estimates of appropriations required for the service of the fiscal year ending June 30, 1928—Continued*

General object (title of appropriation), date of acts, references to Statutes at Large, or to Revised Statutes, and estimated amount required for each detailed object

Total amount to be appropriated under each head of appropriation

Amount appropriated for the fiscal year ending June 30, 1927

*General Expenses, Bureau of Biological Survey—Continued.*

	Estimated expenditures, 1928 appropriation	Estimated expenditures, 1927 appropriation	Expended and obligated, 1926
Travel expenses:			
0615 Transportation.....	\$1,745.00	\$1,045.00	\$1,198.08
0616 Subsistence.....	1,000.00	526.00	495.99
06 Total travel expenses.....	2,745.00	1,571.00	1,694.07
07 Transportation of things.....	1,160.00	817.00	564.82
08 Photographing (job work).....			19.00
11 Rents.....	150.00	150.00	270.00
Repairs and alterations:			
Repairs and alterations.....	1,914.00	2,349.00	2,067.60
Add indirect expenditures deducted from other objects.....	1,775.00	1,296.00	2,923.30
12 Total repairs and alterations.....	3,689.00	3,645.00	4,990.90
13 Special and miscellaneous current expenses.....	434.00	1,000.00	337.97
Equipment:			
3010 Furniture, furnishings, and fixtures.....	150.00	50.00	402.77
3020 Scientific equipment.....	22.00		42.87
3040 Livestock.....			265.00
3050 Other equipment.....	2,027.00	1,065.00	3,694.32
30 Total equipment.....	2,199.00	1,115.00	4,404.96
Structures:			
3210 Structural improvements.....	2,687.00	1,920.00	1,757.55
3212 Road construction.....			12,000.00
Add indirect expenditures deducted from other objects.....	2,240.00	1,110.00	859.12
32 Total structures.....	4,927.00	3,030.00	14,616.67
Reserve.....		750.00	
Total.....	50,000.00	46,000.00	60,774.85

NOTE.—The excess expenditures for 1926 over the amount appropriated are due to transfers of funds from other appropriations.

For investigating the food habits of North American birds and other animals in relation to agriculture, horticulture, and forestry; for investigations, experiments, and demonstrations in connection with rearing fur-bearing animals; for experiments, demonstrations, and cooperation in destroying mountain lions, wolves, coyotes, bobcats, prairie dogs, gophers, ground squirrels, jack rabbits, and other animals injurious to agriculture, horticulture, forestry, animal husbandry and wild game; and for the protection of stock and other domestic animals through the suppression of rabies in predatory wild animals (*acts May 25, 1900, vol. 31, p. 187, sec. 1; Mar. 4, 1909, vol. 35, pp. 1104, 1137, and 1158, sec. 1; Mar. 4, 1913, vol. 37, pp. 847, 848, sec. 1; May 11, 1926, vol. 44, p. 519*).....

\$533, 290. 00

	Estimated expenditures, 1928 appropriation	Estimated expenditures, 1927 appropriation	Expended and obligated, 1926
Departmental service:			
Salaries—			
Professional and scientific service—			
Grade 5, \$5,200 to \$6,000; average, \$5,600—	Average—	Average—	Average—
Senior biologist (chief of division).....	No. Salary	No. Salary	No. Salary
Grade 4, \$3,800 to \$5,000; average, \$4,400—	1 \$5,200	1 \$5,200	1 \$5,200
Biologists (2 chiefs of divisions).....	4½ 4,010	4½ 4,010	4½ 3,958
Grade 3, \$3,000 to \$3,600; average, \$3,300—	3 3,267	3 3,267	3½ 3,102
Associate biologists.....			
Grade 2, \$2,400 to \$3,000; average, \$2,700—	2½ 2,609	2½ 2,609	2½ 2,572
Assistant biologists.....			
Grade 1, \$1,860 to \$2,400; average, \$2,111.42—	2 1,860	2 1,860	1 1,860
Junior biologists.....			
Subprofessional service—			
Grade 4, \$1,500 to \$1,860; average, \$1,680—	1 1,860	1 1,860	1 1,860
Assistant scientific aid.....			
Grade 3, \$1,320 to \$1,680; average, \$1,500—			½ 1,320
Junior scientific aid.....			
Clerical, administrative, and fiscal service—			
Grade 9, \$3,000 to \$3,600; average, \$3,300—			
Senior administrative assistant.....	½ 3,500	½ 3,500	½ 3,500
Grade 5, \$1,680 to \$2,400; average, \$2,111.42—			
Senior clerk.....	1 2,100	1 2,100	1 2,100
Grade 3, \$1,500 to \$1,860; average, \$1,680—			
Assistant clerks.....	3 1,740	3 1,740	3 1,736
Total average number of employees.....	19½	18½	18½
Total salaries, departmental service.....	56,628.00	55,461.00	55,578.58
The difference between 1928 and 1927 is due to increase in force, \$1,167.			

## Estimates of appropriations required for the service of the fiscal year ending June 30, 1928—Continued

General object (title of appropriation), date of acts, references to Statutes at Large, or to Revised Statutes, and estimated amount required for each detailed object				Total amount to be appropriated under each head of appropriation	Amount appropriated for the fiscal year ending June 30, 1927
<i>General Expenses, Bureau of Biological Survey—Continued.</i>					
	Estimated expenditures, 1928 appropriation	Estimated expenditures, 1927 appropriation	Expended and obligated, 1926		
Field service:					
Salaries and wages—	Average—	Average—	Average—		
Salary range, \$3,800 to \$5,000; average, \$4,400—	No. Salary	No. Salary	No. Salary		
Biologist.....	3 \$3,800	3 \$3,800	3 \$3,800		
Salary range, \$3,000 to \$3,600; average, \$3,300—					
Associate biologists in charge.....	3 3,166	3 3,166	3 3,133		
Salary range, \$2,400 to \$3,000; average, \$2,700—					
Assistant biologists (15 district leaders).....	18 2,594	18 2,594	18 2,514		
Assistant administrative officers (district leaders).....	13 2,804	13 2,804	12 2,757		
Agent (district leader).....	1 2,700	1 2,700	1 2,700		
Salary range, \$1,800 to \$2,400; average, \$2,111.42—					
Junior biologists.....	12 2,161	12 2,161	12 1,931		
Senior administrative assistants.....	13 2,161	13 2,161	13 2,162		
Junior animal husbandman.....	1 1,860	1 1,860			
Salary range, \$1,500 to \$1,860; average, \$1,680—					
Assistant biological aids.....	3 1,720	3 1,720	3 1,745		
Administrative assistant.....	1 1,560	1 1,560	1 1,530		
Junior predatory animal inspectors.....	2 1,620	2 1,620	1 1,605		
Salary range, \$1,680 to \$2,040; average, \$1,860—					
Clerks.....	2 1,740	2 1,740	1 1,680		
Salary range, \$1,320 to \$1,680; average, \$1,500—					
Junior clerk.....	1 1,440	1 1,440	1 1,350		
Salary range, \$1,140 to \$1,500; average, \$1,320—					
Laborers.....	2 1,260	2 1,260	1 1,200		
Total average number of regular employees.....	73 171,663.00	73 171,663.00	69 161,074.10		
Total salaries and wages, regular employees.....					
Temporary employees at \$2.50 to \$250 per month.....	456 157,054.00	456 157,054.00	441 160,213.17		
Total salaries and wages, temporary employees.....					
Total average number of employees.....	529 329,617.00	529 329,617.00	510 321,287.27		
Total salaries and wages, field service.....					
Deduct expenditures for personal services included in objects named below.....	700.00	700.00	1,589.00		
Net salaries and wages, field service.....	328,917.00	328,917.00	319,698.27		
01 Total personal services.....	385,545.00	384,378.00	375,276.85		
Supplies and materials:					
0200 Stationery and office supplies.....	1,805.00	1,805.00	1,880.31		
0220 Scientific and educational supplies.....	25,330.00	25,330.00	25,169.63		
0230 Fuel.....	445.00	445.00	213.60		
0250 Forage and other supplies for animals.....	1,595.00	1,595.00	1,649.47		
0270 Powder, projectiles, explosives, etc.....	2,020.00	2,020.00	1,993.78		
0280 Sundry supplies.....	1,420.00	1,420.00	1,353.40		
0290 Materials.....	3.00	3.00			
02 Total supplies and materials.....	32,618.00	32,618.00	32,260.19		
04 Storage and care of motor trucks.....	292.00	292.00	280.25		
Communication service:					
0500 Telegraph service.....	695.00	695.00	591.93		
0510 Telephone service.....	1,497.00	1,497.00	1,473.92		
0520 Other communication service.....	75.00	75.00	73.36		
05 Total communication service.....	2,267.00	2,267.00	2,139.21		
Travel expenses:					
0615 Transportation.....	45,133.00	41,100.00	40,227.59		
0616 Subsistence.....	35,990.00	31,190.00	29,492.93		
06 Total travel expenses.....	81,123.00	72,290.00	69,720.52		
07 Transportation of things.....	9,805.00	9,805.00	9,908.36		
08 Printing, binding, engraving and stenographic services.....	15.00	15.00	51.01		
10 Furnishing of light, heat, and power.....	70.00	70.00	69.50		
11 Rents.....	7,937.00	7,937.00	7,953.30		
12 Repairs and alterations.....	120.00	120.00	188.17		
13 Special and miscellaneous current expenses.....	2,155.00	2,155.00	2,174.65		
Equipment:					
3010 Furniture, furnishings, and fixtures.....	2,040.00	2,040.00	1,920.96		
3020 Scientific equipment.....	2,330.00	2,330.00	1,874.00		
3050 Other equipment.....	5,973.00	5,973.00	11,010.08		
30 Total equipment.....	10,343.00	10,343.00	14,805.04		
Structural improvements:					
Structural improvements.....	300.00	300.00	508.49		
Add indirect expenditures deducted from other objects.....	700.00	700.00	1,589.00		
32 Total structures and nonstructural improvements.....	1,000.00	1,000.00	2,097.49		
Reserve.....		10,000.00			
Total.....	533,290.00	533,290.00	516,924.54		

## Estimates of appropriations required for the service of the fiscal year ending June 30, 1928—Continued

General object (title of appropriation), date of acts, references to Statutes at Large, or to Revised Statutes, and estimated amount required for each detailed object	Total amount to be appropriated under each head of appropriation		Amount appropriated for the fiscal year ending June 30, 1927
<i>General Expenses, Bureau of Biological Survey—Continued.</i> For biological investigations, including the relations, habits, geographic distribution, and migration of animals and plants, and the preparation of maps of the life zones ( <i>acts May 25, 1900, vol. 31, p. 187, sec. 1; Mar. 4, 1909, vol. 35, pp. 1104, 1137, and 1138, sec. 1; Mar. 4, 1913, vol. 37, pp. 847, 848, sec. 1; May 11, 1926, vol. 44, p. 519</i> )—			
	\$28, 730. 00		
	Estimated expenditures, 1928 appropriation	Estimated expenditures, 1927 appropriation	Expended and obligated, 1926
Departmental service:			
Salaries—			
Professional and scientific service—			
Grade 4, \$3,800 to \$5,000; average, \$4,400—	Average—	Average—	Average—
Biologists (1 acting in charge).....	No. Salary	No. Salary	No. Salary
	4½ \$3,800	4½ \$3,800	3½ \$3,846
Subprofessional service—			
Grade 6, \$1,860 to \$2,400; average, \$2,111.42—			
Senior scientific aid.....	1 2,000	1 2,000	1 1,960
Grade 4, \$1,500 to \$1,860; average, \$1,680—			
Assistant biological aid.....	½ 1,500	½ 1,500	½ 1,500
Grade 3, \$1,320 to \$1,680; average, \$1,500—			
Junior scientific aid.....	½ 1,320	½ 1,320	½ 1,320
Clerical, administrative, and fiscal services—			
Grade 1, \$1,140 to \$1,500; average, \$1,320—			
Underclerk.....			½ 1,140
Total average number of employees.....	6½	6½	5½
Total salaries, departmental service.....	20,001.00	20,001.00	17,653.17
Field service:			
Salaries and wages—			
Salary range, \$3,800 to \$5,000; average, \$4,400—			
Biologist.....	½ 3,800.00	½ 3,800.00	½ 3,800.00
Salary range, \$3,000 to \$3,600; average, \$3,300—			
Associate biologist.....		½ 3,300.00	½ 3,300.00
Total average number of regular employees.....	1½	1½	1½
Total salaries and wages, regular employees.....	3,166.00	3,441.00	3,854.17
Temporary employees, at salaries ranging from \$1 to \$2,400 per year.....	4	3	3½
Total salaries and wages, temporary employees.....	618.00	343.00	1,307.67
Total number of employees.....	4½	3½	4½
Total salaries and wages, field service.....	3,784.00	3,784.00	5,161.84
01 Total personal services.....	23,785.00	23,785.00	22,815.01
Supplies and materials:			
0200 Stationery and office supplies.....	385.00	385.00	331.26
0220 Scientific and educational supplies.....	215.00	215.00	263.64
0230 Fuel.....			1.60
0250 Forage and other supplies for animals.....	50.00	50.00	48.88
0270 Ammunition.....	90.00	90.00	78.10
0280 Sundry supplies.....	20.00	20.00	12.66
02 Total supplies and materials.....	760.00	760.00	736.14
Communication service:			
0500 Telegraph service.....	58.00	58.00	50.29
0510 Telephone service.....	126.00	126.00	127.99
0520 Other communication service.....	16.00	16.00	15.15
05 Total communication service.....	200.00	200.00	193.43
Travel expenses:			
0615 Transportation.....	1,800.00	1,800.00	2,841.87
0616 Subsistence.....	944.00	944.00	1,343.95
06 Total travel expenses.....	2,744.00	2,744.00	4,185.82
Transportation of things.....	440.00	440.00	456.00
08 Photo prints.....	5.00	5.00	6.19
11 Rents.....	240.00	240.00	200.00
12 Repairs and alterations.....	30.00	30.00	28.75
13 Special and miscellaneous current expenses.....	5.00	5.00	2.53
Equipment:			
3010 Furniture, furnishings, and fixtures.....	130.00	130.00	133.04
3020 Educational, scientific, and recreational.....	280.00	30.00	273.03
3050 Other equipment.....	111.00	111.00	145.96
30 Total equipment.....	521.00	271.00	552.03
Reserve.....		250.00	
Total.....	28,730.00	28,730.00	29,175.90
For all necessary expenses for enforcing the provisions of the migratory bird treaty act of July 3, 1918 (Fortieth Statutes at Large, page 755), and for cooperation with local authorities in the protection of migratory birds, and for necessary investigations connected therewith, <b>\$149,345</b> <i>Provided</i> , That of this sum not more than \$20,500 may be used for the enforcement of sections 241, 242, 243, and 244 of the act approved March 4, 1909, entitled "An act to codify, revise, and amend the penal laws of the United States," and for the enforcement of section 1 of the act approved May 25, 1900, entitled "An act to enlarge the powers of the Department of Agriculture, prohibit the transportation by interstate commerce of game killed in violation of local laws, and for other purposes," including all necessary investigations in connection therewith ( <i>same acts</i> )-----			
	145, 000. 00		

## Estimates of appropriations required for the service of the fiscal year ending June 30, 1928—Continued

General object (title of appropriation), date of acts, references to Statutes at Large, or to Revised Statutes, and estimated amount required for each detailed object				Total amount to be appropriated under each head of appropriation	Amount appropriated for the fiscal year ending June 30, 1927
<i>General Expenses, Bureau of Biological Survey—Continued.</i>					
	Estimated expenditures, 1928 appropriation	Estimated expenditures, 1927 appropriation	Expended and obligated, 1926		
Departmental service:					
Salaries—					
Professional and scientific service—					
Grade 4, \$3,800 to \$5,000; average, \$4,400—					
Biologists.....	Average— No. 1½ Salary \$3,800	Average— No. 1½ Salary \$3,800	Average— No. 1½ Salary \$3,800		
Attorney.....					4,000
Grade 3, \$3,000 to \$3,600; average, \$3,300—					
Associate biologist.....	1 3,100	1 3,100	1 3,025		
Grade 2, \$2,400 to \$3,000; average, \$2,700—					
Assistant biologist.....	1½ 2,600	1½ 2,600			
Grade 1, \$1,800 to \$2,400; average, \$2,111.42—					
Junior biologist.....			1½ 1,680		
Clerical, administrative, and fiscal service—					
Grade 12, \$5,200 to \$6,000; average, \$5,600—					
Senior administrative officer (chief of division).....	1 5,200	1 5,200	1½ 5,200		
Grade 9, \$3,000 to \$3,600; average, \$3,300—					
Senior administrative assistants.....	2 3,500	2 3,500	2 3,500		
Grade 8, \$2,700 to \$3,300; average, \$3,000—					
Administrative assistant.....	1 2,700	1 2,700	1 2,558		
Grade 7, \$2,400 to \$3,000; average, \$2,700—					
Junior administrative assistant.....	1 2,500	1 2,500	1½ 1,872		
Grade 6, \$2,100 to \$2,700; average, \$2,400—					
Principal clerk.....	1 2,400	1 2,400	1 2,281		
Grade 2, \$1,320 to \$1,680; average, \$1,500—					
Junior clerk.....	1½ 1,320	1½ 1,320	1½ 1,140		
Total average number of employees.....	9½	9½	8½		
Total salaries, departmental service.....	30,634.00	30,634.00	27,182.43		
Field service:					
Salaries and wages—					
Salary range, \$3,000 to \$3,800; average, \$3,300—					
Biologist.....	1½ 3,300	1½ 3,300			
Salary range, \$2,100 to \$2,700; average, \$2,400—					
United States game wardens.....	25 2,224	25 2,224	24½ 2,205		
Marine pilots and engineers.....	1½ 2,100	1½ 2,100	1½ 2,100		
Total average number of regular employees.....	26½	26½	24½		
Total salaries and wages, regular employees.....	59,125.00	59,125.00	53,268.31		
Temporary employees, at salaries ranging from \$3.50 to \$15 per day.....					
Total salaries and wages, temporary employees.....	85½ 4,965.00	85½ 4,965.00	84½ 9,882.57		
Total average number of employees.....	112½	112½	109		
Total salaries and wages, field service.....	64,090.00	64,090.00	63,150.88		
01 Total personal services.....	94,724.00	94,724.00	90,333.31		
Supplies and materials:					
0200 Stationery and office supplies.....	805.00	805.00	836.15		
0220 Scientific supplies.....	1,000.00	1,000.00	1,567.61		
0250 Fuel.....	75.00	75.00	88.99		
0270 Powder, projectiles, explosives, etc.....	55.00	55.00	59.58		
0280 Sundry supplies.....	50.00	50.00	54.98		
02 Total supplies and materials.....	1,985.00	1,985.00	2,607.31		
04 Storage and care of boats.....	200.00	200.00	212.00		
Communication service:					
0500 Telegraph service.....	458.00	458.00	460.60		
0510 Telephone service.....	810.00	810.00	790.56		
0520 Other communication service.....	105.00	105.00	77.81		
05 Total communication service.....	1,373.00	1,373.00	1,328.97		
Travel expenses:					
0615 Transportation.....	24,118.00	24,785.00	27,353.19		
0616 Subsistence.....	17,409.00	18,587.00	16,415.04		
06 Total travel expenses.....	41,527.00	43,372.00	43,768.23		
07 Transportation of things.....	468.00	468.00	483.81		
08 Printing, binding, and engraving.....			32.50		
11 Rents.....			168.00		
13 Special and miscellaneous current expenses.....	218.00	218.00	395.18		
Equipment:					
3010 Furniture, furnishings, and fixtures.....	1,365.00	1,365.00	1,373.55		
3020 Scientific equipment.....	110.00	110.00	389.83		
3050 Other equipment.....	3,030.00	3,030.00	3,115.47		
30 Total equipment.....	4,505.00	4,505.00	4,878.85		
Reserve.....		2,500.00			
Total.....	145,000.00	149,345.00	144,206.16		



*Estimates of appropriations required for the service of the fiscal year ending June 30, 1928—Continued*

General object (title of appropriation), date of acts, references to Statutes at Large, or to Revised Statutes, and estimated amount required for each detailed object	Total amount to be appropriated under each head of appropriation		Amount appropriated for the fiscal year ending June 30, 1927
<b>General Expenses, Bureau of Biological Survey—Continued.</b>			
For investigations, experiments, and demonstrations for the welfare, improvement, and increase of the reindeer industry in Alaska, including the erection of necessary buildings and other structures and cooperation with the Bureau of Education, and for all expenses necessary for the enforcement of the provisions of the Alaska game law, approved January 13, 1925 <b>[\$90,000]</b> ( <i>acts May 25, 1900, vol. 31, p. 187, sec. 1; Mar. 4, 1909, vol. 35, pp. 1104, 1137, and 1138, sec. 1; Mar. 4, 1913, vol. 37, pp. 847, 848, sec. 1; May 11, 1926, vol. 44, p. 519</i> )--			
		\$100,000.00	
	Estimated expenditures, 1928 appropriation	Estimated expenditures, 1927 appropriation	Expended and obligated, 1926
Departmental service:			
Salaries—			
Clerical, administrative, and fiscal service—			
Grade 9, \$3,000 to \$3,600; average, \$3,300—	Average—	Average—	Average—
Senior administrative assistant.....	No. 1 Salary \$3,375	No. 1 Salary \$3,000	No. 1 Salary \$3,000
Total average number of employees.....	1	1	1
Total salaries, departmental service.....	3,375	2,500	2,750
The difference between 1928 and 1927 is due to increase in force, \$875.			
Field service:			
Salaries and wages—			
Salary range, \$3,800 to \$5,000; average, \$4,400—			
Biologist in charge.....	1 4,300	1 4,300	1 4,092
Executive officer (Alaska game commissioner).....	1 4,000	1 4,000	1 4,000
Salary range, \$3,000 to \$3,600; average, \$3,300—			
Associate biologist.....	1 3,300	1 3,300	1 3,300
Assistant range examiner.....	1 3,000	1 3,000	1 3,092
Salary range, \$2,100 to \$2,700; average, \$2,400—			
United States game wardens.....	8 2,300	6 2,300	6 2,300
Captains.....	2 2,200	2 2,200	1 2,300
Engineers.....	1 1,800	1 1,800	1 1,800
Salary range, \$1,860 to \$2,400; average, \$2,111.42—			
Senior clerks.....	3 1,966	3 1,966	1 1,952
Salary range, \$1,140 to \$1,500; average, \$1,320—			
Alaska game commissioner.....	1 1,500	1 1,500	1 1,500
Salary range, \$900 to \$1,140; average, \$1,020—			
Alaska game commissioners.....	2 900	1 900	1 900
Total average number of regular employees.....	21 1/2	18 1/2	15 1/2
Total salaries and wages, regular employees.....	49,550.00	43,375.00	36,406.89
Temporary employees at \$60 to \$2,400 per year.....	40	15	9
Total salaries and wages, temporary employees.....	4,145.00	2,645.00	2,272.97
Total average number of employees.....	61 1/2	33 1/2	24 1/2
Total salaries and wages, field service.....	53,695.00	46,020.00	38,679.86
The difference between 1928 and 1927 is due to increase in force, \$7,675.			
Deduct allowances for subsistence, lodging, etc.....	100.00	100.00	147.22
Cash payment, salaries and wages.....	53,595.00	45,920.00	38,532.64
01 Total personal services.....	56,970.00	48,420.00	41,282.64
Supplies and materials:			
0200 Stationery and office supplies.....	700.00	750.00	798.90
0220 Scientific supplies.....	50.00	50.00	26.70
0230 Fuel.....	250.00	250.00	220.60
0250 Forage and other supplies for animals.....	2,700.00	2,700.00	1,077.65
0290 Sundry supplies.....	765.00	765.00	521.41
02 Total supplies and materials.....	4,465.00	4,515.00	2,645.26
04 Storage and care of boats.....			106.00
Communication service:			
0500 Telegraph service.....	85.00	85.00	74.43
0510 Telephone service.....	85.00	85.00	79.60
0520 Other communication service.....	10.00	10.00	7.15
05 Total communication service.....	180.00	180.00	161.18
Travel expenses:			
0615 Transportation.....	14,715.00	8,470.00	5,943.50
0616 Subsistence.....	10,605.00	8,230.00	7,133.78
06 Total travel expenses.....	25,320.00	16,700.00	13,077.28
07 Transportation of things (service).....	1,200.00	1,300.00	383.28
08 Printing and binding.....	1,500.00	1,800.00	2,571.00
09 Advertising.....			10.08
10 Furnishing of light, heat, and power.....	150.00	150.00	116.12
11 Rents.....	2,290.00	2,290.00	1,759.93
13 Special and miscellaneous current expenses.....			7.20
Equipment:			
3010 Furniture, furnishings, and fixtures.....	600.00	1,000.00	913.15
3020 Scientific equipment.....	1,000.00	1,000.00	25.70
3050 Other equipment.....	4,050.00	18,031.35	36,972.42
30 Total equipment.....	5,650.00	20,031.35	37,911.27
32 Structures.....	2,275.00	2,000.00	
Reserve.....		2,500.00	
Total.....	100,000.00	99,886.35	100,081.24

NOTE.—The total amounts shown in 1926 and 1927 columns in excess of the regular appropriations for these years are the remaining reapportioned balances from appropriations for the fiscal years 1924 and 1925. (See Alaska game law, sec. 14.)

## Estimates of appropriations required for the service of the fiscal year ending June 30, 1928—Continued

General object (title of appropriation), date of acts, references to Statutes at Large, or to Revised Statutes, and estimated amount required for each detailed object				Total amount to be appropriated under each head of appropriation	Amount appropriated for the fiscal year ending June 30, 1927
<b>General Expenses, Bureau of Biological Survey—Continued.</b> For general administrative expenses connected with the above-mentioned lines of work, including cooperation with other Federal bureaus, departments, boards, and commissions, on request from them (acts May 25, 1900, vol. 31, p. 187, sec. 1; Mar. 4, 1909, vol. 35, pp. 1104, 1157, and 1158, sec. 1; Mar. 4, 1913, vol. 37, pp. 847, 848, sec. 1; May 11, 1926, vol. 44, p. 519)-----				\$11,000.00	
Departmental service:	Estimated expenditures, 1928 appropriation	Estimated expenditures, 1927 appropriation	Expended and obligated, 1926		
Salaries—					
Clerical, administrative, and fiscal service—					
Grade 12, \$5,000 to \$6,000; average, \$5,600—	Average—	Average—	Average—		
Senior administrative officer (assistant chief of bureau).....	No. 1 Salary \$5,600	No. 1 Salary \$5,600	No. 1 Salary \$5,500		
Grade 9, \$3,000 to \$3,600; average, \$3,300—					
Senior administrative assistant (assistant in operations).....	1½ 3,500	1½ 3,500	1½ 3,500		
Total average number of employees.....	1½	1½	1½		
Total salaries, departmental service.....	8,075	8,075	7,700		
Supplies and materials:					
0200 Stationery and office supplies.....	550.00	550.00	552.07		
0280 Sundry supplies.....	10.00	10.00	8.53		
02 Total supplies and materials.....	560.00	560.00	560.60		
Communication service:					
0500 Telegraph service.....	50.00	50.00	43.69		
0510 Telephone service.....	125.00	125.00	136.44		
0520 Other communication service.....	25.00	25.00	17.41		
05 Total communication service.....	200.00	200.00	197.54		
Travel expenses:					
0615 Transportation.....	1,200.00	1,200.00	1,258.89		
0616 Subsistence.....	415.00	415.00	513.59		
06 Total travel expenses.....	1,615.00	1,615.00	1,772.48		
07 Transportation of things.....	100.00	100.00	64.21		
08 Stenographic work (job).....			13.79		
13 Special and miscellaneous expenses.....	50.00	50.00	34.00		
Equipment:					
3010 Furniture, furnishings, and fixtures.....	300.00	300.00	276.11		
3050 Other equipment.....	100.00	100.00	82.85		
30 Total equipment.....	400.00	400.00	358.96		
Total.....	11,000.00	11,000.00	10,701.58		
In all, general expenses.....				\$868,020.00	\$858,365.00
<b>Upper Mississippi River Refuge—</b> For the acquisition of areas of land or land and water pursuant to the act entitled "An act to establish the Upper Mississippi River Wild Life and Fish Refuge," approved June 7, 1924, and amendment thereto approved March 4, 1925, and for all necessary expenses incident thereto, including the employment of persons and means in the city of Washington and elsewhere, \$5,000, being part of the sum of \$1,500,000 authorized to be appropriated for such purpose by section 10 of said act; and for all necessary expenses of the Secretary of Agriculture authorized by section 9 of said act, [\$20,000] \$25,000; in all [\$25,000] \$30,000, which shall be available until expended: <i>Provided, That the Secretary of Agriculture may incur obligations and enter into contracts for the acquisition of additional areas to an amount which, inclusive of the amounts heretofore and herein appropriated, shall not exceed a total of \$1,500,000, and such contracts shall be deemed contractual obligations of the Federal Government (act June 7, 1924, vol. 43, pp. 650-652, sec. 1; Public Resolution No. 70, 68th Congress, vol. 43, p. 1354; May 11, 1926, vol. 44, p. 520)</i> -----				30,000.00	25,000.00
Departmental service:	Estimated expenditures, 1928 appropriation	Estimated expenditures, 1927 appropriation	Expended and obligated, 1926		
Salaries—					
Professional and scientific service—					
Grade 4, \$3,800 to \$5,000; average, \$4,400—	Average—	Average—	Average—		
Biologist.....	No. 1½ Salary \$4,400	No. 1½ Salary \$4,400	No. 1½ Salary \$3,800		
Clerical, administrative, and fiscal service—					
Grade 11, \$3,800 to \$5,000; average, \$4,400—					
Junior administrative officer.....	1½ 3,800	1½ 3,800			

*Estimates of appropriations required for the service of the fiscal year ending June 30, 1928—Continued*

General object (title of appropriation), date of acts, references to Statutes at Large, or to Revised Statutes, and estimated amount required for each detailed object				Total amount to be appropriated under each head of appropriation	Amount appropriated for the fiscal year ending June 30, 1927
<i>Upper Mississippi River Refuge—Continued.</i>					
	Estimated expenditures, 1928 appropriation	Estimated expenditures, 1927 appropriation	Expended and obligated, 1926		
Departmental service—Continued.					
Salaries—Continued.					
Clerical, administrative, and fiscal service—Contd.					
Grade 9, \$3,000 to \$3,600; average, \$3,300—	Average—	Average—	Average—		
Senior administrative assistant.....	No. Salary	No. Salary	No. Salary		
Grade 5, \$1,860 to \$2,400; average, \$2,111.42—	☆ \$3,500	☆ \$3,500	☆		
Senior clerk.....	☆ 2,100	☆ 2,100	☆		
Grade 4, \$1,680 to \$2,040; average, \$1,860—					
Clerk.....			☆ \$1,920		
Total average number of employees.....	☆	1 ☆	☆		
Total salaries, departmental service.....	2,517.00	3,709.00	1,263.77		
The difference between 1928 and 1927 is due to decrease in force, \$1,192.					
Field service:					
Salaries and wages—					
Salary range, \$3,800 to \$5,000; average, \$4,400—					
Supervisor.....	1 4,600	1 4,600	1 4,446		
Land valuation engineer.....		1 4,000	1 4,000		
Attorney.....		1 3,800	☆ 3,800		
Salary range, \$2,400 to \$3,000; average, \$2,700—					
Land valuation assistants.....		2 2,400	1 2,400		
Salary range, \$1,860 to \$2,400; average, \$2,111.42—					
Senior clerk.....	1 2,200	1 2,200	☆ 2,200		
Engineer.....	1 1,860	1 1,860			
Reservation rangers.....	2 1,860	2 1,860			
Junior biologist.....	☆ 1,860	☆ 1,860			
Junior foresters.....		2 1,860	☆ 1,860		
Transitman.....		1 1,860	☆ 1,860		
Draftsman.....		☆ 900			
Salary range, \$1,320 to \$1,680; average, \$1,500—					
Junior clerk.....		1 1,320	☆ 1,320		
Total average number of regular employees.....	5 ☆	14 1 1 1	6 ☆		
Total salaries and wages, regular employees.....	13,245.00	34,855.00	17,075.02		
Temporary employees at \$2 to \$8 per day.....		20 500.00	16 313.24		
Total salary and wages, temporary employees.....					
Total average number of employees.....	5 ☆	34 1 1 1	22 ☆		
Total salaries and wages, field service.....	13,245.00	35,355.00	17,388.44		
The difference between 1928 and 1927 is due to decrease in force (see footnote), \$22,110.					
01 Total personal services.....	15,762.00	39,064.00	18,652.21		
Supplies and materials:					
0200 Stationery and office supplies.....	350.00	350.00	247.36		
0220 Scientific supplies.....	100.00	100.00	26.68		
0280 Sundry supplies.....	50.00	50.00	12.44		
02 Total supplies and materials.....	500.00	500.00	286.48		
Communication service:					
0500 Telegraph service.....	75.00	125.00	80.10		
0510 Telephone service.....	150.00	200.00	173.58		
0520 Other communication service.....	10.00	15.00	6.85		
05 Total communication service.....	235.00	340.00	260.53		
Travel expenses:					
0615 Transportation.....	3,440.00	8,690.00	3,467.57		
0616 Subsistence.....	2,000.00	6,650.00	3,073.76		
06 Total travel expenses.....	5,440.00	15,340.00	6,541.33		
07 Transportation of things (service).....	100.00	400.00	433.04		
0820 Stenographic service (job work).....			6.50		
0830 Photographing and photographs and prints.....	24.00	137.40	98.42		
08 Total printing and binding.....	24.00	137.40	104.92		
13 Special and miscellaneous current expenses.....	10.00	10.00	39.72		
Equipment:					
3010 Furniture, furnishings, and fixtures.....	240.00	385.00	807.16		
3020 Scientific equipment.....	90.00	140.00	154.17		
3050 Other equipment.....	2,599.00	12,200.00	881.38		
30 Total equipment.....	2,929.00	12,725.00	1,842.71		
31 Lands and interest in lands.....	5,000.00	225,000.00	1,954.75		
Reserve.....		100,250.00			
Total.....	30,000.00	394,766.40	30,115.69		
NOTE.—The personnel engaged in land-acquisition work does not appear for 1928, as the amount estimated for this work is but \$5,000; \$100,000 has been reserved from available funds in the fiscal year 1927 for use in meeting expenses under the land-acquisition work during the fiscal year 1928, and the personnel engaged in this work will be paid from this source. The estimated expenditures for 1927 include \$369,766.40 unobligated balances from the fiscal year 1926.					
Total, Bureau of Biological Survey, [\$987,365] \$1,002,020, of which amount not to exceed [\$210,000] \$207,000 may be expended for departmental personal services in the District of Columbia.....				\$1,002,020.00	\$987,365.00

## Estimates of appropriations required for the service of the fiscal year ending June 30, 1928—Continued

General object (title of appropriation), date of acts, references to Statutes at Large, or to Revised Statutes, and estimated amount required for each detailed object	Total amount to be appropriated under each head of appropriation		Amount appropriated for the fiscal year ending June 30, 1927
LIBRARY, DEPARTMENT OF AGRICULTURE			
NOTE.—The library has been transferred from its present position to the office of the secretary, following the office of information.			
BUREAU OF PUBLIC ROADS			
Salaries, Bureau of Public Roads— For chief of bureau and other personal services in the District of Columbia in accordance with the classification act of 1923 and for personal services in the field <b>[\$118,558]</b> (act May 11, 1926, vol. 44, p. 521)-----			
	Estimated expenditures, 1928 appropriation	Estimated expenditures, 1927 appropriation	Expended and obligated, 1926
Departmental service:			
Salaries—			
Professional and scientific service—	Average—	Average—	Average—
Grade 6, \$6,000 to \$7,500; average, \$6,750—	No. 1 Salary \$7,000	No. 1 Salary \$7,000	No. 1 Salary \$6,500
Chief of bureau			
Grade 5, \$5,200 to \$6,000; average, \$5,600—			
Senior highway engineer	1 5,600	1 5,600	1 5,400
Grade 4, \$3,800 to \$5,000; average, \$4,400—			
Highway economist			1 4,200
Drainage engineer			1 3,800
Highway engineer			1 3,800
Grade 3, \$3,000 to \$3,600; average, \$3,300—			
Associate highway engineers			1 3,300
Associate statistical engineer			1 3,300
Associate agricultural engineer	1 3,100	1 3,100	1 3,100
Associate drainage engineer	1 3,100	1 3,100	
Associate hydraulic engineer			1 3,000
Associate computer			1 3,000
Grade 2, \$2,400 to \$3,000; average, \$2,700—			
Assistant irrigation engineer	1 2,500	1 2,500	1 2,500
Grade 1, \$1,860 to \$2,400; average, \$2,111.42—			
Junior highway engineer	1 2,200	1 2,200	1 1,960
Junior highway economist			1 1,860
Subprofessional service—			
Grade 7, \$2,100 to \$2,700; average, \$2,400—			
Principal draftsmen	2 2,450	2 2,450	1 2,450
Grade 6, \$1,860 to \$2,400; average, \$2,111.42—			
Senior laboratory mechanic			1 2,300
Senior engineering aid	1 2,100	1 2,100	1 2,100
Grade 5, \$1,680 to \$2,040; average, \$1,860—			
Engineering draftsman			1 1,790
Grade 4, \$1,500 to \$1,860; average, \$1,680—			
Assistant draftsman	1 1,620	1 1,620	1 1,560
Clerical, administrative, and fiscal service—			
Grade 11, \$3,800 to \$5,000; average, \$4,400—			
Administrative officer	1 3,800	1 3,800	1 3,800
Grade 8, \$2,700 to \$3,300; average, \$3,000—			
Administrative assistant			1 2,700
Grade 7, \$2,400 to \$3,000; average, \$2,700—			
Assistant administrative officers	2 3,000	2 3,000	1 3,000
Junior administrative assistant	1 2,500	1 2,500	1 2,400
Grade 6, \$2,100 to \$2,700; average, \$2,400—			
Principal clerks	2 2,400	2 2,400	1 2,400
Grade 5, \$1,860 to \$2,400; average, \$2,111.42—			
Senior clerks	5 2,028	5 2,028	2 1,964
Grade 4, \$1,680 to \$2,040; average, \$1,860—			
Clerks	7 1,851	7 1,851	8 1,860
Grade 3, \$1,500 to \$1,860; average, \$1,680—			
Assistant clerks	8 1,598	8 1,598	8 1,608
Grade 2, \$1,320 to \$1,680; average, \$1,500—			
Junior clerks	10 1,494	10 1,494	11 1,470
Senior typist	1 1,440	1 1,440	
Grade 1, \$1,140 to \$1,500; average, \$1,320—			
Telephone operator	1 1,440	1 1,440	1 1,320
Underclerks	4 1,140	4 1,140	1 1,288
Custodial service—			
Grade 8, \$1,860 to \$2,400; average, \$2,111.42—			
Senior custodian (mechanic)	1 2,400	1 2,400	1 2,400
Grade 7, \$1,680 to \$2,040; average, \$1,860—			
Custodian (mechanic)	1 1,920	1 1,920	1 1,920
Grade 3, \$1,020 to \$1,260; average, \$1,140—			
Minor custodian (laborer)	1 1,260	1 1,260	1 1,200
Minor custodian (fireman)			1 1,020
Grade 2, \$900 to \$1,140; average, \$1,020—			
Junior custodian (office laborer)			1 1,000
Junior custodian (laborer)			1 960
Assistant messenger			1 900
Junior custodian (office laborer charwomen, 40 cents per hour)			1 840
Grade 1, \$600 to \$780; average, \$690—			
Junior messenger			1 600
Total average number of employees	54	54	53
Total salaries, departmental service	110,960.00	110,960.00	107,750.40
Field service:			
Salaries and wages—			
Salary range, \$3,800 to \$5,000; average, \$4,400—			
Agricultural engineer			1 \$3,800
Salary range, \$2,100 to \$2,700; average, \$2,400—			
Principal mechanic	1 \$2,200	1 \$2,200	1 2,200
Salary range, \$1,680 to \$2,040; average, \$1,860—			
Associate valuation engineer	1 1,680	1 1,680	1 1,680
Clerk	1 1,680	1 1,680	1 1,680

*Estimates of appropriations required for the service of the fiscal year ending June 30, 1928—Continued*

General object (title of appropriation), date of acts, references to Statutes at Large, or to Revised Statutes, and estimated amount required for each detailed object

Total amount to be appropriated under each head of appropriation

Amount appropriated for the fiscal year ending June 30, 1927

*Salaries, Bureau of Public Roads—Continued.*

	Estimated expenditures, 1928 appropriation	Estimated expenditures, 1927 appropriation.	Expended and obligated, 1926
Field service—Continued.			
Salaries and wages—Continued.			
Salary range, \$1,500 to \$1,860; average, \$1,680—			
Assistant clerk	Average— No. 1 Salary \$1,560	Average— No. 1 Salary \$1,560	Average— No. 1 Salary \$1,560
Salary range, \$1,320 to \$1,680; average, \$1,500—			
Junior clerk	1 1,380	1 1,380	1 1,320
Salary range, \$900 to \$1,140; average, \$1,020—			
Junior laborer			1 1,020
Messengers			1 900
Salary range, \$600 to \$780; average, \$690—			
Messenger boy			1 720
Wages			50
Total average number of employees	4 7,040.00	4 7,098.00	7 10,278.33
Total salaries and wages, field service			
The difference between 1928 and 1927 is due to decrease in force, \$558.			
Reserve		500.00	
01 Total personal services	118,000.00	118,538.00	118,028.73

*General Expenses, Bureau of Public Roads—*

For salaries and the employment of labor in the city of Washington and elsewhere, supplies, office fixtures, apparatus, traveling and all other necessary expenses, for conducting investigations and experiments, and for collating, reporting, and illustrating the results of same, and for preparing, publishing, and distributing bulletins and reports, as follows: *Provided*, That no part of these appropriations shall be expended for the rent or purchase of road-making machinery, except such as may be necessary for field experimental work as hereinafter provided for (*acts Mar. 3, 1905, vol. 33, p. 382, sec. 1; May 11, 1926, vol. 44, p. 521*):

For inquiries in regard to systems of road management and economic studies of highway construction, operation, maintenance, and value, either independently or in cooperation with the State highway departments and other agencies, and for giving expert advice on these subjects **[\$55,000]** (*same acts*)

\$52,000.00

	Estimated expenditures, 1928 appropriation	Estimated expenditures, 1927 appropriation	Expended and obligated, 1926
Departmental service:			
Salaries—			
Professional and scientific service—			
Grade 5, \$5,200 to \$6,000; average, \$5,600—			
Senior highway engineer	Average— No. 1 Salary \$5,600	Average— No. 1 Salary \$5,600	Average— No. 1 Salary \$5,384
Grade 4, \$3,900 to \$6,000; average, \$4,400—			
Highway economist	1 4,000	1 4,000	1 3,800
Grade 3, \$3,000 to \$3,600; average, \$3,300—			
Associate highway economist	1 3,500	1 3,500	1 3,300
Grade 2, \$2,400 to \$3,000; average, \$2,700—			
Assistant highway economists	3 2,600	3 2,600	3 2,523
Grade 1, \$1,860 to \$2,400; average, \$2,111.42—			
Junior highway economist		1 2,200	1 2,085
Clerical, administrative, and fiscal service—			
Grade 3, \$1,500 to \$1,860; average, \$1,680—			
Assistant clerk			1 1,500
Grade 2, \$1,320 to \$1,680; average, \$1,500—			
Junior clerk	1 1,320	1 1,320	1 1,296
Grade 1, \$1,140 to \$1,500; average, \$1,320—			
Underclerk			1 1,140
Total average number of employees	7	8	10 1/2
Total salaries, departmental service	22,220.00	24,420.00	26,717.34
The difference between 1928 and 1927 is due to decrease in force, \$2,200.			
Field service:			
Salaries and wages—			
Salary range, \$3,300 to \$3,900; average, \$3,600—			
Research assistant	1 3,600.00	1 3,600.00	1 3,300.00
Salary range, \$2,400 to \$3,000; average, \$2,700—			
Research assistants	2 2,700.00	2 2,700.00	1 2,500.00
Salary range, \$1,860 to \$2,400; average, \$2,111.42—			
Agents	7 1,600.00	7 1,600.00	7 2,232.00
Wages, temporary employees	7 2,050.00	3 850.00	1 132.55
Total average number of employees	17 1/2	20 1/2	10 1/2
Total salaries, field service	23,050.00	21,850.00	22,886.08
The difference between 1928 and 1927 is due to increase in force, \$1,200.			
01 Total personal services	45,270.00	46,270.00	49,603.42

## Estimates of appropriations required for the service of the fiscal year ending June 30, 1928—Continued

General object (title of appropriation), date of acts, references to Statutes at Large, or to Revised Statutes, and estimated amount required for each detailed object

Total amount to be appropriated under each head of appropriation

Amount appropriated for the fiscal year ending June 30, 1927

## General Expenses, Bureau of Public Roads—Continued.

	Estimated expenditures, 1928 appropriation	Estimated expenditures, 1927 appropriation	Expended and obligated, 1925
Supplies and materials:			
0200 Stationery and office supplies.....	\$500.00	\$500.00	\$514.12
0220 Scientific and educational supplies.....	800.00	400.00	360.53
0280 Sundry supplies.....	800.00	300.00	273.57
02 Total supplies and materials.....	1,200.00	1,200.00	1,148.22
04 Subsistence and care of animals and storage and care of vehicles.....			2.63
Communication service:			
0500 Telegraph service.....	15.00	15.00	12.06
0510 Telephone service.....	2.00	2.00	1.80
05 Total communication service.....	17.00	17.00	13.86
Travel expenses:			
0615 Transportation.....	1,500.00	1,500.00	1,217.32
0616 Subsistence.....	850.00	850.00	756.25
06 Total travel expenses.....	2,350.00	2,350.00	1,973.57
07 Transportation of things (service).....	10.00	10.00	8.74
11 Rents.....	2,153.00	2,153.00	5,340.00
30 Equipment.....	1,000.00	1,000.00	1,069.04
Reserve.....		2,000.00	
Total.....	52,000.00	55,000.00	59,159.48

For investigations of the best methods of road making, especially by the use of local materials; for studying the types of mechanical plants and appliances used for road building and maintenance; for studying methods of road repair and maintenance suited to the needs of different localities; for maintenance and repairs of experimental highways, including the purchase of materials and equipment; for furnishing expert advice on these subjects; and for the employment of assistants and labor [[\$82,951] (acts Mar. 3, 1905, vol. 33, p. 882, sec. 1; May 11, 1926, vol. 44, p. 521)]

\$80,000.00

	Estimated expenditures, 1928 appropriation	Estimated expenditures, 1927 appropriation	Expended and obligated, 1926
Departmental service:			
Salaries—			
Professional and scientific service—			
Grade 4, \$3,800 to \$5,000; average, \$4,400—	Average—	Average—	Average—
Highway engineer.....	No. 1 Salary \$4,000	No. 1 Salary \$4,000	No. 1 Salary \$4,000
Highway research specialist.....	1 3,100	1 3,100	1 3,300
Grade 3, \$3,000 to \$3,600; average, \$3,300—			
Associate statistical engineer.....	1 3,100	1 3,100	1 3,300
Associate highway engineer.....	2 2,400	2 2,400	2 2,400
Grade 2, \$2,400 to \$3,000; average, \$2,700—			
Assistant highway engineers.....	4 2,064	5 2,064	5 2,027
Grade 1, \$1,860 to \$2,040; average, \$2,111.42—			
Junior highway engineers.....			
Subprofessional service—			
Grade 7, \$2,100 to \$2,700; average, \$2,400—			
Superintendent of road construction.....			1 2,700
Clerical, administrative, and fiscal service—			
Grade 5, \$1,860 to \$2,400; average, \$2,111.42—			
Senior clerk.....			1 1,860
Grade 4, \$1,680 to \$2,040; average, \$1,860—			
Clerk.....			1 1,710
Grade 3, \$1,500 to \$1,860; average, \$1,680—			
Assistant clerk.....			1 1,620
Grade 2, \$1,320 to \$1,680; average, \$1,500—			
Junior clerk.....			1 1,620
Custodial service—			
Grade 4, \$1,140 to \$1,500; average, \$1,320—			
Assistant foreman of laborers.....			1 1,260
Total average number of employees.....	8	9	13
Total salaries, departmental service.....	20,220.00	22,220.00	32,930.83
The difference between 1928 and 1927 is due to decrease in force, \$2,000.			

*Estimates of appropriations required for the service of the fiscal year ending June 30, 1928—Continued*

General object (title of appropriation), date of acts, references to Statutes at Large, or to Revised Statutes, and estimated amount required for each detailed object				Total amount to be appropriated under each head of appropriation	Amount appropriated for the fiscal year ending June 30, 1927
<i>General Expenses, Bureau of Public Roads—Continued.</i>					
	Estimated expenditures, 1928 appropriation	Estimated expenditures, 1927 appropriation	Expended and obligated, 1926		
<b>Field service:</b>					
Salaries and wages—	<i>Average—</i>	<i>Average—</i>	<i>Average—</i>		
Salary range, \$2,400 to \$3,000; average, \$2,700—	No. 1 Salary \$2,800	No. 1 Salary \$2,800	No. 1 Salary \$2,700		
Superintendent of road construction.....	1	1	1		
Salary range, \$1,860 to \$2,400; average, \$2,111.42—					
Junior highway engineer.....			1		1,860
Salary range, \$1,140 to \$1,500; average, \$1,320—					
Assistant foreman of laborers.....	1 1,320	1 1,320	1		1,260
Salary range, \$1,020 to \$1,260; average, \$1,140—					
Junior laborer.....			1		1,020
Wages.....	23 25,794	23 25,794	13 14,731		
Total average number of employees.....	25	25	14 1/2		
Total salaries and wages, field service.....	29,914.00	29,914.00	17,800.70		
01 Total personal services.....	50,134.00	52,134.00	50,731.53		
Supplies and materials:					
0200 Stationery and office supplies.....	50.00	50.00	38.03		
0220 Scientific and educational supplies.....	20.00	20.00	11.55		
0230 Fuel.....	1,300.00	1,300.00	1,338.56		
0280 Sundry supplies.....	6,000.00	5,500.00	5,332.31		
02 Total supplies and materials.....	7,370.00	6,870.00	6,720.45		
04 Subsistence and care of animals and storage and care of vehicles.....	1,200.00	1,200.00	1,197.47		
Communication service:					
0500 Telegraph service.....	25.00	25.00	23.16		
0510 Telephone service.....	50.00	50.00	51.35		
0520 Other communication service.....	2.00	2.00	1.80		
05 Total communication service.....	77.00	77.00	76.31		
Travel expenses:					
0615 Transportation.....	5,549.00	5,500.00	5,686.86		
0616 Subsistence.....	10,000.00	9,000.00	8,097.81		
06 Total travel expenses.....	15,549.00	14,500.00	13,784.67		
07 Transportation of things.....	500.00	500.00	482.40		
08 Photographing and making photographs and prints.....	50.00	50.00	40.46		
10 Furnishing of heat, light, power, water, and electricity (service).....	600.00	600.00	530.61		
11 Rents.....	4,000.00	4,000.00	3,922.95		
Equipment:					
3010 Furniture, furnishings, and fixtures.....	20.00	20.00	18.48		
3020 Educational, scientific, and recreational equipment.....	500.00	500.00	434.62		
30 Total equipment.....	520.00	520.00	453.10		
Reserve.....		2,500.00			
Total.....	80,000.00	82,951.00	77,939.95		
For investigating and reporting upon the utilization of water in farm irrigation, including the best methods to apply in practice; the different kinds of power and appliances; the flow of water in ditches, pipes, and other conduits; the duty, apportionment, and measurement of irrigation water, the customs, regulations, and laws affecting irrigation; for investigating and reporting upon farm drainage and upon the drainage of swamp and other wet lands which may be made available for agricultural purposes; for preparing plans for the removal of surplus water by drainage; for the development of equipment for farm irrigation and drainage and for giving expert advice and assistance; for field experiments and investigations and the purchase and installation of equipment for experimental purposes; for the preparation and illustration of reports and bulletins; for investigating farm domestic water supply and drainage disposal, the construction of farm buildings and other rural engineering problems involving mechanical principles, including the erection of such structures outside of the District of Columbia as may be necessary for experimental purposes only; for rent outside the District of Columbia; the employment of assistants and labor in the city of Washington and elsewhere; and for supplies and all other necessary expenses ( <i>acts Mar. 3, 1905, vol. 33, p. 882, sec. 1; May 11, 1926, vol. 44, p. 521</i> ).....				\$207,170.00	

*Estimates of appropriations required for the service of the fiscal year ending June 30, 1928—Continued*

General object (title of appropriation), date of acts, references to Statutes at Large, or to Revised Statutes, and estimated amount required for each detailed object	Estimated expenditures, 1928 appropriation		Estimated expenditures, 1927 appropriation		Expended and obligated, 1926	Total amount to be appropriated under each head of appropriation	Amount appropriated for the fiscal year ending June 30, 1927
General Expenses, Bureau of Public Roads—Continued.							
Departmental service—							
Salaries—							
Professional and scientific service—							
Grade 5, \$5,200 to \$6,000; average \$5,600—	Average—		Average—		Average—		
Senior drainage engineer	No.	Salary	No.	Salary	No.	Salary	
Grade 4, \$3,800 to \$5,000; average, \$4,400—	1	\$5,600	1	\$5,600	1	\$5,400	
Drainage engineers	3	4,133	3	4,133	2½	4,038	
Agricultural engineer	1	4,000	1	4,000	1½	3,800	
Architect	1	4,000	1	4,000	1	3,800	
Electrical engineer	1	3,800	1	3,800	½	3,800	
Grade 3, \$3,000 to \$3,600; average, \$3,300—							
Associate refrigeration technician	1	3,500	1	3,500	1	3,400	
Associate hydraulic engineer	1	3,100	1	3,100	½	3,050	
Associate agricultural engineer	1	3,100	1	3,100	1½	3,000	
Associate drainage engineer	1½	3,100	1½	3,100	½	3,100	
Grade 2, \$2,400 to \$3,000; average, \$2,700—							
Assistant mechanical engineer	2	2,500	2	2,500	1½	2,500	
Grade 1, \$1,860 to \$2,400; average, \$2,111.42—							
Junior mechanical engineer					½	2,100	
Subprofessional service—							
Grade 7, \$2,100 to \$2,700; average, \$2,400—							
Principal draftsman					½	2,100	
Grade 6, \$1,860 to \$2,400; average, \$2,111.42—							
Senior laboratory mechanic	1	2,300	1	2,300	1	2,300	
Senior engineering aid					½	2,100	
Clerical, administrative, and fiscal service—							
Grade 3, \$1,500 to \$1,860; average, \$1,680—							
Assistant clerk					½	1,860	
Grade 2, \$1,320 to \$1,680; average, \$1,500—							
Junior clerk	½	1,320	½	1,320	½	1,440	
Grade 1, \$1,140 to \$1,500; average, \$1,320—							
Underclerk					½	1,380	
Total average number of employees	15½		15½		12½		
Total salaries, departmental service		52,390.00		52,390.00		40,699.17	
Field service:							
Salaries and wages—							
Salary range, \$5,200 to \$6,000; average, \$5,600—							
Senior agricultural engineer	½	5,800.00	½	5,800.00	½	5,800.00	
Senior irrigation engineer	1	5,200.00	1	5,200.00	1	5,200.00	
Salary range, \$3,800 to \$5,000; average, \$4,400—							
Senior irrigation engineer	1	5,000.00	1	5,000.00	1	4,750.00	
Agricultural engineer	1	4,600.00	1	4,600.00	1	4,433.00	
Irrigation engineers	4½	4,020.00	4½	4,020.00	4½	3,922.00	
Drainage engineers	3	4,000.00	3	4,000.00	3	3,950.00	
Salary range, \$3,000 to \$3,600; average, \$3,300—							
Associate irrigation economists	2	3,150.00	2	3,150.00	2	3,100.00	
Associate agricultural engineer	1	3,000.00	1	3,000.00	½	3,000.00	
Associate irrigation engineers	5½	3,128.00	5½	3,128.00	5½	3,072.00	
Associate drainage engineers	4	3,050.00	4	3,050.00	5½	3,000.00	
Salary range, \$2,700 to \$3,300; average, \$3,000—							
Agent drainage assistant					½	2,900.00	
Salary range, \$2,100 to \$2,700; average, \$2,400—							
Assistant drainage engineer	1	2,400.00	1	2,400.00	½	2,400.00	
Drainage assistant					½	2,100.00	
Agent	1	2,300.00	1	2,300.00	½	2,300.00	
Junior drainage engineer	3	2,100.00	3	2,100.00	3	1,974.00	
Assistant market specialist					½	2,400.00	
Agricultural engineer					½	2,400.00	
Salary range, \$1,860 to \$2,400; average, \$2,111.42—							
Junior drainage engineer	1	1,860.00	1	1,860.00			
Junior irrigation engineers	2	2,010.00	2	2,010.00	2	1,937.00	
Agent irrigation assistant	1	1,900.00	1	1,900.00	1	1,900.00	
Salary range, \$1,680 to \$2,040; average, \$1,860—							
Collaborator	½	1,740.00	½	1,740.00	½	1,740.00	
Salary range, \$1,320 to \$1,680; average, \$1,500—							
Clerk					½	1,350.00	
Wages	8	8,000.00	8	8,000.00	10	10,359.32	
Total average number of employees	40½		40½		43½		
Total salaries and wages, field service		111,889.00		111,889.00		116,277.57	
01 Total personal services		164,279.00		164,279.00		156,976.74	
Supplies and materials:							
0200 Stationery and office supplies		1,000.00		900.00		970.03	
0220 Scientific and educational supplies		1,000.00		1,000.00		990.14	
0230 Fuel						6.00	
0240 Wearing apparel						9.45	
0250 Forage and other supplies for animals						1.60	
0280 Sundry supplies		4,200.00		3,800.00		4,106.54	
02 Total supplies and materials		6,200.00		5,700.00		6,083.76	
04 Subsistence and care of animals and storage and care of vehicles (service)		2,400.00		2,400.00		2,472.13	
Communication service:							
0500 Telegraph service		450.00		450.00		452.28	
0510 Telephone service		500.00		500.00		496.53	
0520 Other communication service		50.00		50.00		52.34	
05 Total communication service		1,000.00		1,000.00		1,001.15	
Travel expenses:							
0615 Transportation		14,500.00		14,250.00		14,250.06	
0616 Subsistence		9,550.00		8,800.00		8,729.90	
06 Total travel expenses		24,050.00		23,050.00		22,979.96	
07 Transportation of things (service)		900.00		900.00		914.53	



*Estimates of appropriations required for the service of the fiscal year ending June 30, 1928—Continued*

General object (title of appropriation), date of acts, references to Statutes at Large, or to Revised Statutes, and estimated amount required for each detailed object				Total amount to be appropriated under each head of appropriation	Amount appropriated for the fiscal year ending June 30, 1927
<b>General Expenses, Bureau of Public Roads—Continued.</b>					
	Estimated expenditures, 1928 appropriation	Estimated expenditures, 1927 appropriation	Expended and obligated, 1926		
Printing and binding, etc.:					
0620 Typewriting service.....			\$2.50		
0830 Photographing and making photographs and prints.....	\$500.00	\$500.00	512.19		
08 Total printing and binding, etc.....	500.00	500.00	514.69		
10 Furnishing of heat, light, power, water, and electricity (service).....	120.00	120.00	122.91		
Rents:					
1100 Rent of buildings and structures.....	150.00	150.00	158.00		
1110 Other rents.....	40.00	40.00	41.00		
11 Total rents.....	190.00	190.00	199.00		
Equipment:					
3000 Passenger-carrying vehicles.....	1,900.00	1,900.00	1,851.60		
3010 Furniture, furnishings, and fixtures.....	1,300.00	1,100.00	1,322.75		
3020 Educational, scientific, and recreational equipment.....	2,300.00	2,000.00	2,299.25		
3050 Other equipment.....	2,031.00	2,031.00	1,832.94		
30 Total equipment.....	7,531.00	7,031.00	7,306.54		
Reserve.....		2,000.00			
Total.....	207,170.00	207,170.00	198,571.41		
<p>The Secretary of Agriculture is authorized to expend not to exceed \$15,000 of the administrative fund provided by the Federal aid road act of July 11, 1916, as amended, for supervising the preparation, distribution, and use of picric acid, trinitrotoluol, trojan powder, and such other surplus war explosives as may be made available for agricultural purposes, independently or in cooperation with agricultural colleges and other agencies, and for investigating and reporting upon the results obtained from the use of the explosives: <i>Provided</i>, That expenditures hereunder shall be reimbursed to the administrative fund by charge to other Federal activities, agricultural colleges, or other agencies to which the explosives are distributed (<i>same acts Mar. 3, 1906, vol. 33, p. 882, sec. 1; May 12, 1926, vol. 44, p. 521</i>):</p>					
	Estimated expenditures, 1928 appropriation	Estimated expenditures, 1927 appropriation	Expended and obligated, 1926		
Departmental service:					
Salaries:					
Professional and scientific service—	Average—	Average—	Average—		
Grade 5, \$3,200 to \$5,000; average, \$5,600—	No. Salary	No. Salary	No. Salary		
Senior drainage engineer.....			1 1/2 \$5,400		
Grade 4, \$3,800 to \$5,000; average, \$4,400—			1 1/2		
Drainage engineer.....			4,200		
Agricultural engineer.....			3,800		
Total average number of employees.....			1 1/2		
01 Total salaries, departmental service.....			3,458.33		
Supplies and materials:					
0200 Stationery and office supplies.....			2,076.84		
0230 Sundry supplies.....			226.35		
02 Total supplies and materials.....			2,303.19		
Communication service:					
0500 Telegraph service.....			3.75		
0510 Telephone service.....			2,543.68		
05 Total communication service.....			2,547.43		
06 Travel expenses.....			77.48		
07 Transportation of things (service).....			3,318.51		
10 Furnishing of heat, light, power, water, and electricity (service).....			3,209.02		
11 Rents.....			3.00		
13 Special and miscellaneous current expenses.....			7.50		
Total.....			14,924.46		
In all, general expenses.....				\$339,170.00	\$345,121.00
Total, Bureau of Public Roads, [\$463,679] \$457,170, of which amount not to exceed [\$210,000] \$206,000 may be expended for personal services in the District of Columbia.....				457,170.00	463,679.00

## Estimates of appropriations required for the service of the fiscal year ending June 30, 1928—Continued

General object (title of appropriation), date of acts, references to Statutes at Large, or to Revised Statutes, and estimated amount required for each detailed object				Total amount to be appropriated under each head of appropriation	Amount appropriated for the fiscal year ending June 30, 1927
<b>BUREAU OF AGRICULTURAL ECONOMICS</b>					
<b>Salaries, Bureau of Agricultural Economics—</b> For chief of bureau and other personal services in the District of Columbia, in accordance with the classification act of 1923, and for personal services in the field <b>["\$1,150,000"]</b> (act May 11, 1926, vol. 44, p. 522)				\$1, 140, 000. 00	\$1, 150, 000. 00
	Estimated expenditures, 1928 appropriation	Estimated expenditures, 1927 appropriation	Expended and obligated, 1926		
<b>Departmental service:</b>					
<b>Salaries and wages—</b>					
Professional and scientific service—					
Grade 6, \$6,000 to \$7,500; average, \$6,750—					
Chief of bureau				1	\$6, 318
Grade 1, \$1,860 to \$2,400; average, \$2,111.42—					
Junior agricultural statistician	1	\$1, 920	1	\$1, 920	1, 880
Subprofessional service—					
Grade 8, \$2,400 to \$3,000; average, \$2,700—					
Chief draftsman	1	2, 500	1	2, 500	
Grade 6, \$1,860 to \$2,400; average, \$2,111.42—					
Senior library assistant	1	1, 880	1	1, 860	1, 830
Scientific aid				1	2, 078
Grade 5, \$1,680 to \$2,040; average, \$1,860—					
Library assistants	1	1, 800	1	1, 800	1, 740
Grade 4, \$1,500 to \$1,860; average, \$1,680—					
Junior library assistants	2	1, 650	2	1, 650	1, 635
Grade 3, \$1,320 to \$1,680; average, \$1,500—					
Junior scientific aid	1	1, 500	1	1, 500	1, 410
Under library assistants	1	1, 440	1	1, 440	1, 440
Grade 1, \$900 to \$1,260; average, \$1,080—					
Minor scientific helper	1	1, 140	1	1, 140	1, 140
Clerical, administrative, and fiscal service—					
Grade 9, \$3,000 to \$3,600; average, \$3,300—					
Senior administrative assistant	1	3, 200	1	3, 200	3, 100
Grade 7, \$2,400 to \$3,000; average, \$2,700—					
Junior administrative assistants	2	2, 800	2	2, 800	2, 800
Grade 6, \$2,100 to \$2,700; average, \$2,400—					
Principal clerk	1	2, 300	1	2, 300	2, 300
Principal office draftsman	1	2, 200	1	2, 200	2, 200
Grade 5, \$1,860 to \$2,400; average, \$2,111.42—					
Senior office draftsman	2	2, 010	2	2, 010	2, 010
Senior clerks	23	2, 123	23	2, 123	2, 122
Senior clerk (supervising telegrapher)	1	1, 920	1	1, 920	1, 887
Junior agricultural statistician				1	1, 860
Grade 4, \$1,680 to \$2,040; average, \$1,860—					
Clerks	63	1, 855	63	1, 855	1, 848
Office draftsmen	6	1, 720	6	1, 720	1, 710
Telegraphers	9	1, 853	9	1, 853	1, 783
Head operator, office devices				1	1, 680
Grade 3, \$1,500 to \$1,860; average, \$1,680—					
Assistant clerks	150	1, 615	150	1, 615	1, 599
Senior operators, office devices	4	1, 665	4	1, 665	1, 593
Assistant photographer	1	1, 500	1	1, 500	1, 500
Grade 2, \$1,320 to \$1,680; average, \$1,500—					
Junior clerks	145	1, 442	145	1, 442	1, 429
Junior office draftsmen	6	1, 500	6	1, 500	1, 500
Junior operators, office devices	8	1, 440	8	1, 440	1, 389
Junior photographer	1	1, 440	1	1, 440	1, 404
Grade 1, \$1,140 to \$1,500; average, \$1,320—					
Underclerks	20	1, 338	20	1, 338	1, 332
Underoperators, office devices	15	1, 300	15	1, 300	1, 308
<b>Custodial service:</b>					
Grade 4, \$1,140 to \$1,500; average, \$1,320—					
Assistant foreman of laborers	1	1, 320	1	1, 320	1, 320
Grade 3, \$1,020 to \$1,260; average, \$1,140—					
Senior laborers	15	1, 128	15	1, 128	1, 107
Messengers	5	1, 128	5	1, 128	1, 117
Grade 2, \$900 to \$1,140; average, \$1,020—					
Assistant messengers	4	945	4	945	932
Junior laborers	18	987	18	987	954
Junior laborers (part time)	10	413	10	413	378
Grade 1, \$600 to \$780; average, \$690—					
Junior messengers	14	677	14	677	664
Total number of regular employees	535		535		533
Total salaries and wages, regular employees		814, 145. 00		814, 145. 00	800, 707. 00
<b>Temporary and cooperative employees, at \$540 to \$1,860 per annum</b>					
Total salaries and wages, temporary employees				6	2, 820. 82
Total number of employees	535		535		539
Total salaries, departmental service		814, 145. 00		814, 145. 00	803, 527. 82
<b>Field service:</b>					
<b>Salaries and wages—</b>					
Salary range, \$1,860 to \$2,400; average, \$2,111.42—					
Senior clerk	1	2, 400	1	2, 400	2, 400
Senior telegrapher	1	2, 300	1	2, 300	2, 300
Junior agricultural statistician	1	2, 000	1	2, 000	2, 000
Junior marketing specialist				1	1, 860
Salary range, \$1,680 to \$2,040; average, \$1,860—					
Clerks	9	1, 867	9	1, 867	1, 873
Telegraphers	37	1, 750	37	1, 750	1, 728
Scientific aid				1	1, 680

*Estimates of appropriations required for the service of the fiscal year ending June 30, 1928—Continued*

General object (title of appropriation), date of acts, references to Statutes at Large, or to Revised Statutes, and estimated amount required for each detailed object

Total amount to be appropriated under each head of appropriation

Amount appropriated for the fiscal year ending June 30, 1927

*Salaries, Bureau of Agricultural Economics—Continued.*

	Estimated expenditures, 1928 appropriation		Estimated expenditures, 1927 appropriation		Expended and obligated, 1926
Field service—Continued.	<i>Average—</i>		<i>Average—</i>		<i>Average—</i>
Salaries and wages—Continued.	<i>No.</i>	<i>Salary</i>	<i>No.</i>	<i>Salary</i>	<i>No.</i> <i>Salary</i>
Salary range, \$1,500 to \$1,860; average, \$1,680—	87	\$1,578	85	\$1,580	94 1,500
Assistant clerks.....					1,500
Assistant scientific aid.....					
Salary range, \$1,320 to \$1,680; average, \$1,500—	58	1,382	58	1,382	63 1,387
Junior clerks.....	3	1,520	3	1,520	3 1,500
Junior operatives.....					
Salary range, \$1,140 to \$1,500; average, \$1,320—	1	1,320	1	1,320	1 1,277
Underclerk.....	9	1,233	9	1,233	10 1,219
Underoperators.....	1	1,140	1	1,140	
Junior typist.....					
Salary range, \$900 to \$1,140; average, \$1,020—	9	953	9	953	7 928
Assistant messengers.....	2	930	2	930	1 960
Junior laborers.....	1	286	1	272	
Junior laborer (part time).....					
Salary range, \$600 to \$780; average, \$690—	2	660	2	660	5 724
Junior messengers.....					
Total average number of regular employees.....	222		220		230 346, 105. 00
Total salaries and wages, regular employees.....		335, 855. 00		332, 855. 00	
Temporary employees at \$480 to \$1,740 per annum.....					12 2, 796. 62
Total salaries and wages, temporary employees.....					
Total number of employees, field service.....	222		220		242 348, 901. 62
Total salaries and wages, field service.....		335, 855. 00		332, 855. 00	
The difference between 1928 and 1927 is due to increase in salaries, \$3,000.					
Reserve.....				3, 000. 00	
Total personal services.....		1, 150, 000. 00		1, 150, 000. 00	1, 152, 429. 44
Less salary lapses.....		10, 000. 00			
01 Net personal services.....		1, 140, 000. 00		1, 150, 000. 00	1, 152, 429. 44

*General Expenses, Bureau of Agricultural Economics—*

For salaries and the employment of labor in the city of Washington and elsewhere, furniture, supplies, traveling expenses, rent outside of the District of Columbia, and all other expenses necessary in conducting investigations, experiments, and demonstrations, as follows (*acts Mar. 4, 1913, vol. 37, p. 854, sec. 1; Mar. 4, 1915, vol. 38, p. 1087, sec. 1; May 11, 1926, vol. 44, p. 522; July 3, 1926, vol. 44, p. 851*):

For general administrative expenses in connection with the lines of investigation, experiment, and demonstration conducted in the Bureau of Agricultural Economics [**\$36,613**] (*same acts*).....

\$36, 500. 00

	Estimated expenditures, 1928 appropriation		Estimated expenditures, 1927 appropriation		Expended and obligated, 1926
Departmental service:	<i>Average—</i>		<i>Average—</i>		<i>Average—</i>
Salaries—	<i>No.</i>	<i>Salary</i>	<i>No.</i>	<i>Salary</i>	<i>No.</i> <i>Salary</i>
Professional and scientific service—	1	\$5, 600	1	\$5, 600	1 5, 400
Grade 5, \$5,200 to \$6,000; average, \$5,600—					
Senior agricultural economist.....					
Clerical, administrative, and fiscal service—					
Grade 12, \$5,200 to \$6,000; average, \$5,600—	1	6, 000	1	6, 000	1 6, 000
Assistant chief of bureau.....					
Grade 11, \$3,800 to \$5,000; average, \$4,400—	1	5, 000	1	5, 000	1 5, 000
Assistant chief administrative officer.....					
Grade 9, \$3,000 to \$3,600; average, \$3,300—	1	3, 600	1	3, 600	1 3, 600
Senior administrative assistant.....					
Grade 7, \$2,400 to \$3,000; average, \$2,700—	1	2, 900	1	2, 900	1 2, 900
Junior administrative assistant.....					
Grade 6, \$2,100 to \$2,700; average, \$2,400—					1 2, 100
Principal clerk.....					
Grade 5, \$1,860 to \$2,400; average, \$2,111.42—	1	1, 920	1	1, 920	
Senior clerk.....					
Total average number of regular employees.....	5 1/2		5 1/2		4 1/2 18, 950. 00
Total salaries and wages, regular employees.....		22, 520. 00		22, 520. 00	
Temporary employee.....					1 87. 48
Total number of employees.....	5 1/2		5 1/2		5 1/2 19, 037. 48
01 Total salaries and wages, departmental service.....		22, 520. 00		22, 520. 00	

## Estimates of appropriations required for the service of the fiscal year ending June 30, 1928—Continued

General object (title of appropriation), date of acts, references to Statutes at Large, or to Revised Statutes, and estimated amount required for each detailed object

Total amount to be appropriated under each head of appropriation

Amount appropriated for the fiscal year ending June 30, 1927

## General Expenses, Bureau of Agricultural Economics—Continued.

	Estimated expenditures, 1928 appropriation	Estimated expenditures, 1927 appropriation	Expended and obligated, 1926
Supplies and materials:			
0200 Stationery and office supplies.....	\$1,880.00	\$1,880.00	\$1,957.64
0206 Supplies for information work.....	450.00	450.00	595.80
0220 Scientific and educational supplies.....	50.00	50.00	87.75
0280 Sundry supplies.....	100.00	100.00	150.97
02 Total supplies and materials.....	2,480.00	2,480.00	2,792.16
Communication service:			
0500 Telegraph service.....	150.00	150.00	188.42
0510 Telephone service.....	1,500.00	1,500.00	1,607.06
0520 Other communication service.....	300.00	300.00	370.58
05 Total communication service.....	1,950.00	1,950.00	2,166.06
Travel expenses:			
0615 Transportation.....	2,900.00	2,900.00	3,162.41
0616 Subsistence.....	400.00	400.00	1,157.77
06 Total travel expenses.....	3,300.00	3,300.00	4,320.18
07 Transportation of things.....	4,000.00	4,000.00	4,488.39
12 Repairs and alterations.....	1,000.00	1,000.00	1,216.08
13 Special and miscellaneous current expenses.....	363.00	363.00	655.20
Equipment:			
3010 Furniture, furnishings, and fixtures.....	587.00	700.00	933.83
3020 Educational, scientific, and recreational equipment.....	300.00	300.00	540.92
3050 Other equipment.....			21.13
30 Total equipment.....	887.00	1,000.00	1,495.88
Total.....	36,500.00	36,613.00	36,151.43

To investigate and encourage the adoption of improved methods of farm management and farm practice, \$261,586: *Provided*, That of this amount \$150,000 may be used in ascertaining the cost of production of the principal staple agricultural products (*acts Mar. 4, 1913, vol. 37, p. 854, sec. 1; Mar. 4, 1915, vol. 38, p. 1037, sec. 1; May 11, 1926, vol. 44, p. 522; July 3, 1926, vol. 44, p. 851*)-----

\$261, 586.00

	Estimated expenditures, 1928 appropriation	Estimated expenditures, 1927 appropriation	Expended and obligated, 1926
<b>FARM MANAGEMENT AND PRACTICE</b>			
<b>Departmental service:</b>			
<b>Salaries—</b>			
Professional and scientific service—	<i>Average—</i>	<i>Average—</i>	<i>Average—</i>
Grade 5, \$5,200 to \$6,000; average, \$5,600—	No. Salary	No. Salary	No. Salary
Senior agricultural economists.....	2½ \$5,360	2½ \$5,360	2½ \$5,365
Grade 4, \$3,800 to \$5,000; average, \$4,400—			
Agricultural economists.....	7½ 4,227	7½ 4,227	4½ 4,313
Grade 3, \$3,000 to \$3,600; average, \$3,300—			
Associate agricultural economists.....	5 3,260	5 3,260	10½ 3,135
Associate librarian.....	1 3,300	1 3,300	1 3,250
Associate agricultural statisticians.....	3 3,100	3 3,100	
Grade 2, \$2,400 to \$3,000; average, \$2,700—			
Assistant agricultural economists.....	11 2,673	11 2,673	9½ 2,706
Research assistant.....			½ 2,400
Grade 1, \$1,800 to \$2,400; average, \$2,111.42—			
Junior agricultural economist.....			1 2,100
Clerical, administrative, and fiscal service—			
Grade 5, \$1,800 to \$2,400; average, \$2,111.42—			
Senior clerk.....	1 2,300	1 2,300	1 2,300
Grade 4, \$1,680 to \$2,040; average, \$1,860—			
Clerks.....	2 1,860	2 1,860	1½ 1,783
Grade 3, \$1,500 to \$1,860; average, \$1,680—			
Assistant clerk.....			½ 1,620
Grade 2, \$1,320 to \$1,680; average, \$1,500—			
Junior clerks.....	10 1,368	10 1,368	11½ 1,350
Grade 1, \$1,140 to \$1,500; average, \$1,320—			
Underclerk.....			½ 1,140
Underoperator.....			1½ 1,146
Custodial service—			
Grade 1, \$600 to \$780; average, \$690—			
Junior messenger.....	1 600	1 600	½ 600
Junior laborers (part time).....			3 350
Total number of employees.....	44	44	48½
Total salaries, departmental service.....	123,711.00	123,711.00	121,918.04

## Estimates of appropriations required for the service of the fiscal year ending June 30, 1928—Continued

General object (title of appropriation), date of acts, references to Statutes at Large, or to Revised Statutes, and estimated amount required for each detailed object				Total amount to be appropriated under each head of appropriation	Amount appropriated for the fiscal year ending June 30, 1927
<i>General Expenses, Bureau of Agricultural Economics—Continued.</i>					
	Estimated expenditures, 1928 appropriation	Estimated expenditures, 1927 appropriation	Expended and obligated, 1928		
<b>FARM MANAGEMENT AND PRACTICE—continued</b>					
<b>Field service:</b>					
Salaries and wages—	Average—	Average—	Average—		
Temporary and cooperative employees at \$1 to \$1,800 per annum.....	No. 20 Salary	No. 20 Salary	No. 23 Salary		
Total salaries and wages, temporary and cooperative employees.....	\$16,452.00	\$16,452.00	\$14,203.53		
Total number of employees.....	20	20	23		
Total salaries and wages, field service.....	16,452.00	16,452.00	14,203.53		
01 Total personal services.....	140,163.00	140,163.00	136,121.57		
Supplies and materials:					
0200 Stationery and office supplies.....	5,828.00	5,828.00	2,695.09		
0206 Supplies for information work.....	2,020.00	2,020.00	1,742.26		
0220 Scientific and educational supplies.....	374.00	374.00	381.59		
0280 Sundry supplies.....	202.00	202.00	177.31		
02 Total supplies and materials.....	8,424.00	8,424.00	4,996.25		
Communication service:					
0500 Telegraph service.....	385.00	385.00	363.98		
0510 Telephone service.....	881.00	881.00	626.36		
0520 Other communication service.....			2.42		
05 Total communication service.....	1,266.00	1,266.00	992.76		
Travel expenses:					
0615 Transportation service.....	14,000.00	14,000.00	12,067.79		
0616 Subsistence.....	10,205.00	10,205.00	7,610.44		
06 Total travel expenses.....	24,205.00	24,205.00	19,678.23		
07 Transportation of things.....	95.00	95.00	130.20		
08 Photographing and photographs and prints.....	60.00	60.00	57.38		
11 Other rents.....	10.00	10.00	11.33		
12 Repairs and alterations.....	570.00	570.00	803.60		
13 Special and miscellaneous current expenses.....	585.00	585.00	501.96		
Equipment:					
3010 Furniture, furnishings, and fixtures.....	5,534.00	3,534.00	5,433.17		
3020 Educational, scientific, and recreational equipment.....	289.00	289.00	63.98		
3050 Other equipment.....	225.00	225.00	524.22		
30 Total equipment.....	6,048.00	4,048.00	6,021.37		
Reserve.....		2,000.00			
Total.....	181,426.00	181,426.00	169,254.63		
<b>COST OF PRODUCTION</b>					
<b>Departmental service:</b>					
Salaries—					
Professional and scientific service—					
Grade 5, \$5,200 to \$6,000; average, \$5,600—	★ 5,600.00	★ 5,600.00	★ 5,600.00		
Senior agricultural economist.....					
Grade 4, \$3,900 to \$5,000; average, \$4,400—	2★ 4,120.00	2★ 4,120.00	2★ 4,011.00		
Agricultural economists.....					
Grade 3, \$3,000 to \$3,600; average, \$3,300—	3 3,100.00	3 3,100.00	1★ 3,141.00		
Associate agricultural economists.....					
Grade 2, \$2,400 to \$3,000; average, \$2,700—	3 2,733.00	3 2,733.00	3★ 2,695.00		
Assistant agricultural economists.....					
Grade 1, \$1,860 to \$2,400; average, \$2,111.42—			★ 2,200.00		
Junior agricultural economist.....					
Clerical, administrative, and fiscal service—					
Grade 2, \$1,320 to \$1,680; average, \$1,500—	2 1,320.00	2 1,320.00			
Junior clerks.....			1★ 1,320.00		
Grade 1, \$1,140 to \$1,500; average, \$1,320—					
Underclerk.....					
Custodial service—					
Grade 2, \$900 to \$1,140; average, \$1,020—			1 546.54		
Junior laborer (part time).....					
Total average number of employees.....	11	11	10★		
Total salaries, departmental service.....	33,239.00	33,239.00	30,339.54		
<b>Field service:</b>					
Salaries and wages—					
Salary range, \$3,000 to \$3,600; average, \$3,300—	1 3,000.00	1 3,000.00	1 3,000.00		
Associate agricultural economist.....					
Miscellaneous, temporary, and cooperative employees at \$300 to \$2,400 per year.....	21	21	21★		
Total salaries and wages, miscellaneous, temporary, and cooperative employees.....	31,060.00	31,060.00	34,958.80		
Total number of employees, field service.....	22	22	22★		
Total salaries and wages, field service.....	34,060.00	34,060.00	37,958.80		
01 Total personal services.....	67,299.00	67,299.00	68,288.34		

## Estimates of appropriations required for the service of the fiscal year ending June 30, 1928—Continued

General object (title of appropriation), date of acts, references to Statutes at Large, or to Revised Statutes, and estimated amount required for each detailed object	Total amount to be appropriated under each head of appropriation	Amount appropriated for the fiscal year ending June 30, 1927
--	--	--

## General Expenses, Bureau of Agricultural Economics—Continued.

	Estimated expenditures, 1928 appropriation	Estimated expenditures, 1927 appropriation	Expended and obligated, 1926
<b>COST OF PRODUCTION—continued</b>			
Supplies and materials:			
0200 Stationery and office supplies.....	\$400.00	\$400.00	\$228.50
0206 Supplies for information work.....	100.00	100.00	80.00
0220 Scientific and educational supplies.....	150.00	150.00	139.57
0280 Sundry supplies.....	100.00	100.00	83.75
02 Total supplies and materials.....	750.00	750.00	531.82
04 Subsistence and care of animals.....			3.00
Communication service:			
0500 Telegraph service.....	100.00	100.00	41.62
0510 Telephone service.....	150.00	150.00	144.80
0520 Other communication service.....			1.95
05 Total communication service.....	250.00	250.00	188.37
Travel expenses:			
0615 Transportation.....	5,715.00	5,715.00	4,718.09
0616 Subsistence.....	4,701.00	4,701.00	4,269.10
06 Total travel expenses.....	10,416.00	10,416.00	8,987.19
07 Transportation of things.....	125.00	125.00	79.58
08 Photographing and photographs and prints.....	10.00	10.00	6.94
11 Other rents.....			10.33
12 Repairs and alterations.....	210.00	210.00	207.89
13 Special and miscellaneous current expenses.....			2.85
Equipment:			
3010 Furniture, furnishings, and fixtures.....	1,000.00	1,000.00	608.29
3050 Other equipment.....	100.00	100.00	108.58
30 Total equipment.....	1,100.00	1,100.00	716.87
Total.....	80,160.00	80,160.00	79,033.18

For acquiring and diffusing among the people of the United States useful information on subjects connected with the marketing, handling, utilization, grading, transportation, and distributing of farm and nonmanufactured food products and the purchasing of farm supplies, including the demonstration and promotion of the use of uniform standards of classification of American farm products throughout the world, independently and in cooperation with other branches of the department, State agencies, purchasing and consuming organizations, and persons engaged in the marketing, handling, utilization, grading, transportation, and distributing of farm and food products, and for investigation of the economic costs of retail marketing of meat and meat products: *Provided, That practical forms of the grades recommended or promulgated by the Secretary for wool and mohair may be sold under such rules and regulations as he may prescribe, and the receipts derived therefrom deposited in the Treasury to the credit of miscellaneous receipts* [\$525,988] (acts Mar. 4, 1913, vol. 87, p. 854, sec. 1; Mar. 4, 1915, vol. 38, p. 1087, sec. 1; Mar. 11, 1926, vol. 44, p. 522; July 8, 1926, vol. 44, p. 851)

\$480,000.00

	Estimated expenditures, 1928 appropriation		Estimated expenditures, 1927 appropriation		Expended and obligated, 1926	
Departmental service:						
Salaries—						
Professional and scientific service—	<i>Average—</i>		<i>Average—</i>		<i>Average—</i>	
Grade 5, \$5,200 to \$6,000; average, \$5,600—	No.	Salary	No.	Salary	No.	Salary
Senior agricultural economists.....	2	\$5,200	2	\$5,200	2½	\$5,199
Grade 4, \$3,800 to \$5,000; average, \$4,400—						
Agricultural economists.....	6	4,133	11	4,109	8½	4,179
Agricultural statistician.....	1	4,200	1	4,200	1	4,200
Grade 3, \$3,000 to \$3,600; average, \$3,300—						
Associate agricultural economists.....	6	3,215	9	3,222	11	3,243
Grade 2, \$2,400 to \$3,000; average, \$2,700—						
Assistant agricultural economists.....	11	2,609	12	2,608	8½	2,525
Assistant librarians.....	2	2,500	2	2,500	2	2,425
Grade 1, \$1,800 to \$2,400; average, \$2,111.42—						
Junior agricultural economist.....	1	2,100	1	2,100	1	2,100
Subprofessional service—						
Grade 8, \$2,400 to \$3,000; average, \$2,700—						
Chief draftsman.....					1	2,500
Grade 7, \$2,100 to \$2,700; average, \$2,400—						
Principal scientific aid.....	1	2,400	1	2,400		

*Estimates of appropriations required for the service of the fiscal year ending June 30, 1928—Continued*

General object (title of appropriation), date of acts, references to Statutes at Large, or to Revised Statutes, and estimated amount required for each detailed object	Estimated expenditures, 1928 appropriation		Estimated expenditures, 1927 appropriation		Expended and obligated, 1926	Total amount to be appropriated under each head of appropriation	Amount appropriated for the fiscal year ending June 30, 1927
General Expenses, Bureau of Agricultural Economics—Continued							
Departmental service—Continued.							
Salaries—Continued.							
Professional and scientific service—Continued.							
Grade 6, \$1,860 to \$2,400; average, \$2,111.42—	Average—		Average—		Average—		
Senior scientific aids.....	No. 4	Salary \$2,095	No. 4	Salary \$2,095	No. 3	Salary \$2,773	
Grade 4, \$1,500 to \$1,860; average, \$1,680—							
Assistant scientific aids.....	2	1,560	2	1,560	1	1,560	
Junior library assistant.....	1	1,800	1	1,800	1½	1,580	
Grade 3, \$1,320 to \$1,680; average, \$1,500—							
Junior scientific aid.....	1	1,320	1	1,320			
Grade 2, \$1,140 to \$1,500; average, \$1,320—							
Underscientific helper.....	1	1,200	1	1,200			
Grade 1, \$900 to \$1,260; average, \$1,080—							
Minor scientific helper.....	1	1,140	1	1,140			
Clerical, administrative, and fiscal service—							
Grade 12, \$5,200 to \$6,000; average, \$5,600—							
Chief marketing specialist.....	1	5,200	1	5,200	1½	5,400	
Senior administrative officer.....	1	5,200	1	5,200	1	5,200	
Grade 11, \$3,800 to \$5,000; average, \$4,400—							
Assistant chief marketing specialists.....	9½	4,294	8½	4,352	8½	4,234	
Specialist in cotton classing.....	1	5,000	1	5,000			
Grade 9, \$3,000 to \$3,600; average, \$3,300—							
Marketing specialists.....	11	3,300	11	3,300	11½	3,254	
Senior administrative assistants.....	3	3,466	3	3,466	2½	3,459	
Grade 8, \$2,700 to \$3,300; average, \$3,000—							
Associate marketing specialist.....	1	2,800	1	2,800	1½	2,800	
Grade 7, \$2,400 to \$3,000; average, \$2,700—							
Assistant marketing specialists.....	14	2,550	14	2,550	17½	2,620	
Junior administrative assistant.....					1½	2,700	
Grade 6, \$2,100 to \$2,700; average, \$2,400—							
Principal junior marketing specialists.....	3	2,400	3	2,400	2	2,400	
Principal clerks.....	2	2,300	2	2,300	2½	2,343	
Grade 5, \$1,860 to \$2,400; average, \$2,111.42—							
Senior clerks.....	7	2,126	7	2,126	7½	2,076	
Junior marketing specialists.....	2	2,110	2	2,110	2½	2,084	
Grade 4, \$1,680 to \$2,040; average, \$1,860—							
Clerks.....	3	1,860	3	1,820	4½	1,843	
Office draftsman.....					1	1,680	
Grade 3, \$1,500 to \$1,860; average, \$1,680—							
Assistant clerks.....	3	1,500	3	1,500	1½	1,516	
Grade 2, \$1,320 to \$1,680; average, \$1,500—							
Junior clerk.....	1	1,320	1	1,320	2½	1,345	
Grade 1, \$1,140 to \$1,500; average, \$1,320—							
Underoperator, office devices.....	1	1,140	1	1,140	1½	1,140	
Custodial service—							
Grade 2, \$900 to \$1,140; average, \$1,020—							
Junior laborers.....	2	380	2	380	1½	352	
Total average number of employees.....	105½		112½		109½		
Total salaries, departmental service.....		296,259.00		321,150.00		319,253.07	
The difference between 1928 and 1927 is due to—							
Transfer to cooperative marketing.....							\$32,700
Increase in force.....							6,809
Net reduction.....							25,891
Field service:							
Salaries and wages—							
Salary range, \$3,800 to \$5,000; average, \$4,400—							
Assistant chief marketing specialists.....	3	4,267	3	4,267	2	4,325	
Salary range, \$3,000 to \$3,600; average, \$3,300—							
Marketing specialists.....	5	3,420	5	3,420	4½	3,429	
Associate agricultural economists.....	4	3,000	3	3,000	2½	3,574	
Salary range, \$2,400 to \$3,000; average, \$2,700—							
Assistant agricultural economist.....					1½	2,625	
Assistant marketing specialists.....	7	2,586	7	2,586	7½	2,548	
Salary range, \$1,860 to \$2,400; average, \$2,111.42—							
Junior marketing specialist.....	1	1,860	1	1,860	1½	2,200	
Junior agricultural statistician.....	1	1,860	1	1,860	1½	1,860	
Clerks.....	2	1,830	2	1,830	2	1,800	
Salary range, \$1,500 to \$1,860; average, \$1,680—							
Assistant clerk.....	1	1,500	1	1,500	1½	1,500	
Scientific aids.....	3	1,760	3	1,760	2½	1,787	
Salary range, \$1,320 to \$1,680; average, \$1,500—							
Junior clerk.....					2	1,320	
Salary range, \$900 to \$1,260; average, \$1,080—							
Office laborer.....					1½	927	
Total average number of regular employees.....	27		26		26½		
Total salaries and wages, regular employees.....		74,161.00		71,161.00		68,920.00	
Temporary and cooperative employees at \$1 to \$1,800 per year.....	10		20		22		
Total salaries and wages, temporary and cooperative employees.....		7,414.00		14,114.00		12,494.92	
Total number of employees.....	37		46		48½		
Total salaries and wages, field service.....		81,575.00		85,275.00		81,414.92	
The difference between 1928 and 1927 is due to—							
Transfer to cooperative marketing.....							\$6,700
Increase in force.....							3,000
Net decrease.....							3,700
01 Total personal services.....		376,834.00		406,425.00		400,667.99	

*Estimates of appropriations required for the service of the fiscal year ending June 30, 1928—Continued*

General object (title of appropriation), date of acts, references to Statutes at Large, or to Revised Statutes, and estimated amount required for each detailed object				Total amount to be appropriated under each head of appropriation	Amount appropriated for the fiscal year ending June 30, 1927
<b>General Expenses, Bureau of Agricultural Economics—Continued.</b>					
	Estimated expenditures, 1928 appropriation	Estimated expenditures, 1927 appropriation	Expended and obligated, 1926		
Supplies and materials:					
0200 Stationery and office supplies.....	\$8,035.00	\$8,465.00	\$7,353.76		
0206 Supplies for information work.....	2,420.00	3,420.00	4,239.63		
0220 Scientific and educational supplies.....	2,135.00	2,315.00	2,277.09		
0280 Sundry supplies.....	1,457.00	1,657.00	1,841.87		
02 Total supplies and materials.....	14,047.00	15,857.00	15,712.35		
Communication service:					
0500 Telegraph service.....	1,760.00	1,830.00	1,743.75		
0510 Telephone service.....	1,400.00	1,520.00	1,608.80		
0520 Other communication service.....	201.00	201.00	255.62		
05 Total communication service.....	3,361.00	3,551.00	3,608.17		
Travel expenses:					
0615 Transportation service.....	30,587.00	34,575.00	35,782.23		
0616 Subsistence.....	27,517.00	27,515.00	23,136.86		
06 Total travel expenses.....	58,104.00	62,090.00	58,919.09		
07 Transportation of things (service).....	2,239.00	2,050.00	2,897.49		
Printing and binding:					
0620 Stenographic work, typewriting and duplicating work.....	20.00	20.00	36.17		
0630 Photographing and making photographs and prints.....	405.00	405.00	170.76		
06 Total printing and binding.....	425.00	425.00	206.93		
10 Furnishing of heat, light, power, water, and electricity.....			463.62		
Rents:					
1100 Rents of buildings and structures.....	938.00	938.00	562.50		
1110 Other rents.....	100.00	100.00	120.00		
11 Total rents.....	1,038.00	1,038.00	682.50		
12 Repairs and alterations.....	2,790.00	2,790.00	3,897.68		
13 Special and miscellaneous current expenses.....	1,510.00	2,010.00	2,028.33		
Equipment:					
3010 Furniture, furnishings, and fixtures.....	10,700.00	11,700.00	12,800.52		
3020 Educational, scientific, and recreational equipment.....	6,464.00	6,464.00	8,191.35		
3050 Other equipment.....	1,238.00	1,338.00	2,267.23		
30 Total equipment.....	18,402.00	19,502.00	23,259.10		
33 Stores purchased for resale.....	1,250.00	1,250.00	2,131.95		
Reserve.....		9,000.00			
Total.....	480,000.00	525,988.00	514,475.20		

For collecting, compiling, abstracting, analyzing, summarizing, interpreting, and publishing data relating to agriculture, including crop and livestock estimates, acreage, yield, grades, stock, and value of farm crops, and numbers, grades, and value of livestock and livestock products on farms, in cooperation with the extension service and other Federal, State, and local agencies, \$468,515: *Provided*, That \$65,360 shall be available for collecting and disseminating to American producers, importers, exporters, and other interested persons information relative to the world supply of and need for American agricultural products, marketing methods, conditions, prices, and other factors, a knowledge of which is necessary to the advantageous disposition of such products in foreign countries, independently and in cooperation with other branches of the Government, State agencies, purchasing and consuming organizations, and persons engaged in the transportation, marketing, and distribution of farm and food products, including the purchase of such books and periodicals as may be necessary in connection with this work: *Provided further*, That no part of the funds herein appropriated shall be available for any expense incident to ascertaining, collating, or publishing a report stating the intentions of farmers as to the acreage to be planted in cotton (*acts Mar, 4, 1913, vol. 37, p. 854, sec. 1; Mar. 4, 1915, vol. 38, p. 1087, sec. 1; May 11, 1926, vol. 44, p. 522; July 8, 1926, vol. 44, p. 851*)-----

\$468,515.00



*Estimates of appropriations required for the service of the fiscal year ending June 30, 1928—Continued*

General object (title of appropriation), date of acts, references to Statutes at Large, or to Revised Statutes, and estimated amount required for each detailed object	Estimated expenditures, 1928 appropriation		Estimated expenditures, 1927 appropriation		Expended and obligated, 1926		Total amount to be appropriated under each head of appropriation	Amount appropriated for the fiscal year ending June 30, 1927
General Expenses, Bureau of Agricultural Economics—Continued.								
CROP AND LIVESTOCK ESTIMATES								
Departmental service:								
Salaries—								
Professional and scientific service—								
Grade 5, \$5,200 to \$6,000; average, \$5,600—	Average—		Average—		Average—			
Senior agricultural statistician.....	No.	Salary	No.	Salary	No.	Salary		
Grade 4, \$3,800 to \$5,000; average, \$4,400—	1	\$5,400	1	\$5,400	1	\$5,400		
Agricultural economists.....	2	4,000	2	4,000	1	3,900		
Agricultural statisticians.....	5	4,360	5	4,360	5	4,300		
Grade 3, \$3,000 to \$3,600; average, \$3,300—								
Associate agricultural economists.....	2	3,200	2	3,200	1	3,017		
Grade 2, \$2,400 to \$3,000; average, \$2,700—								
Assistant agricultural statistician.....	1	2,600	1	2,600	1	2,600		
Assistant agricultural economist.....					1	2,400		
Grade 1, \$1,860 to \$2,400; average, \$2,111.42—								
Junior agricultural economist.....	1	1,920	1	1,920	1	1,890		
Junior agricultural statistician.....					1	1,860		
Clerical, administrative, and fiscal service—								
Grade 9, \$3,000 to \$3,600; average, \$3,300—								
Marketing specialists.....	2	3,150	2	3,150	2	3,150		
Senior administrative assistants.....	2	3,300	2	3,300	2	3,300		
Grade 7, \$2,400 to \$3,000; average, \$2,700—								
Assistant marketing specialist.....	1	2,600	1	2,600	1	2,600		
Junior administrative assistant.....					1	2,700		
Grade 6, \$2,100 to \$2,700; average, \$2,400—								
Principal clerk.....	1	2,700	1	2,700	1	2,700		
Grade 5, \$1,860 to \$2,400; average, \$2,111.42—								
Senior clerks.....	2	1,980	2	1,980	1	1,991		
Business assistant.....	1	1,860	1	1,860	1	1,860		
Grade 3, \$1,500 to \$1,860; average, \$1,680—								
Assistant clerks.....					4	1,525		
Grade 2, \$1,320 to \$1,680; average, \$1,500—								
Junior clerks.....	3	1,320	3	1,320	1	1,421		
Junior operator, office devices.....	1	1,320	1	1,320	1	1,320		
Grade 1, \$1,140 to \$1,500; average, \$1,320—								
Underclerks.....	3	1,140	3	1,140	3	1,219		
Underoperators, office devices.....	3	1,220	3	1,220	3	1,174		
Custodial service—								
Grade 3, \$1,020 to \$1,260; average, \$1,140—								
Senior laborer.....	1	1,200	1	1,200	1	1,170		
Grade 2, \$900 to \$1,140; average, \$1,020—								
Junior laborer.....	1	1,080	1	1,080	1	1,140		
Grade 1, \$600 to \$780; average, \$690—								
Laborer (part time).....	1	480	1	480	1	480		
Total average number of employees.....	34		34		37			
Total salaries, departmental service.....		85,260.00		85,260.00		85,412.49		
Field service:								
Salaries and wages—								
Salary range, \$3,800 to \$5,000; average, \$4,400—								
Agricultural statisticians.....	8	3,937	8	3,937	8	3,881		
Salary range, \$3,000 to \$3,600; average, \$3,300—								
Associate agricultural statisticians.....	20	3,205	20	3,205	19	3,179		
Assistant agricultural statisticians.....					2	3,340		
Salary range, \$2,400 to \$3,000; average, \$2,700—								
Associate agricultural statisticians.....	8	2,752	8	2,752	6	2,645		
Assistant agricultural statisticians.....	8	2,582	8	2,582	10	2,652		
Assistant marketing specialist.....	1	2,700	1	2,700	1	2,700		
Salary range, \$1,860 to \$2,400; average, \$2,040—								
Junior marketing specialist.....	1	2,200	1	2,200	1	2,150		
Junior agricultural statisticians.....	7	2,049	7	2,049	8	2,004		
Salary range, \$1,500 to \$1,860; average, \$1,680—								
Assistant clerks.....	11	1,560	11	1,560	8	1,525		
Salary range, \$1,320 to \$1,680; average, \$1,500—								
Junior clerks.....	9	1,400	9	1,400	7	1,347		
Salary range, \$1,140 to \$1,500; average, \$1,320—								
Underclerks.....	2	1,260	2	1,260	2	1,239		
Total average number of regular employees.....	75		75		74			
Total salaries and wages, regular employees.....		189,791.00		189,791.00		190,082.00		
Temporary and cooperative employees, at \$1 to \$1,500 per year.....								
Total salaries and wages, temporary and cooperative employees.....	10		10		19			
		6,020.00		6,020.00		6,778.65		
Total number of employees.....	85		85		93			
Total salaries and wages, field service.....		195,811.00		195,811.00		196,860.65		
01 Total personal services.....		281,071.00		281,071.00		282,273.14		
Supplies and materials:								
0200 Stationery and office supplies.....		20,000.00		20,000.00		19,118.35		
0206 Supplies for information work.....		9,650.00		9,650.00		9,411.14		
0220 Scientific and educational supplies.....		1,000.00		1,000.00		944.09		
0280 Sundry supplies.....		240.00		240.00		255.28		
02 Total supplies and materials.....		30,890.00		30,890.00		29,728.86		

## Estimates of appropriations required for the service of the fiscal year ending June 30, 1928—Continued

General object (title of appropriation), date of acts, references to Statutes at Large, or to Revised Statutes, and estimated amount required for each detailed object			Total amount to be appropriated under each head of appropriation	Amount appropriated for the fiscal year ending June 30, 1927
<i>General Expense s, Bureau of Agricultural Economics—Continued.</i>				
	Estimated expenditures, 1928 appropriation	Estimated expenditures, 1927 appropriation	Expended and obligated, 1926	
<b>CROP AND LIVESTOCK ESTIMATES—continued</b>				
Communication service:				
0500 Telegraph service.....	\$6,250.00	\$6,250.00	\$6,090.07	
0510 Telephone service.....	3,365.00	3,365.00	3,363.94	
0520 Other communication service.....	450.00	450.00	450.50	
05 Total communication service.....	10,065.00	10,065.00	9,904.51	
Travel expenses:				
0615 Transportation.....	34,284.00	33,284.00	34,718.05	
0616 Subsistence.....	17,067.00	16,067.00	17,851.53	
06 Total travel expenses.....	51,351.00	49,351.00	52,569.58	
07 Transportation of things.....	3,795.00	3,795.00	3,773.33	
08 Photographing and photographs and prints.....	5.00	5.00	5.04	
10 Furnishing of heat, light, power, water, and electricity.....	46.00	46.00	46.56	
Rents:				
1100 Rents of buildings and structures.....	5,960.00	5,960.00	5,965.72	
1110 Other rents.....	6,808.00	6,808.00	6,790.00	
11 Total rents.....	12,768.00	12,768.00	12,755.72	
12 Repairs and alterations.....	3,568.00	3,568.00	3,412.11	
13 Special and miscellaneous current expenses.....	600.00	600.00	587.29	
Equipment:				
3010 Furniture, furnishings, and fixtures.....	8,924.00	8,924.00	10,558.52	
3020 Educational, scientific, and recreational equipment.....	27.00	27.00	29.76	
3050 Other equipment.....	45.00	45.00	83.93	
30 Total equipment.....	8,996.00	8,996.00	10,672.21	
Reserve.....		2,000.00		
Total.....	403,155.00	403,155.00	405,728.35	
<b>FOREIGN COMPETITION AND DEMAND</b>				
Departmental service:				
Salaries—				
Professional and scientific service—				
Grade 5, \$5,200 to \$6,000; average, \$5,600—	Average—	Average—	Average—	
Senior economic analyst.....	No. 1 Salary \$5,600	No. 1 Salary \$5,600	No. 1 Salary \$5,600	
Total number of employees.....	1	1	1	
Total salaries, departmental service.....	5,600	5,600	5,600	
Field service:				
Salaries and wages—				
Salary range, \$5,200 to \$6,000; average, \$5,600—				
Agricultural commissioners.....	2 6,000	2 6,000	2 6,000	
Salary range, \$3,500 to \$5,000; average, \$4,400—				
Associate agricultural economists.....	2 4,150	2 4,150	1 4,500	
Assistant chief marketing specialist.....	1 5,000	1 5,000	1 4,834	
Salary range, \$1,860 to \$2,400; average, \$2,111.42—				
Junior agricultural statistician.....	1 2,400	1 2,400	1 2,400	
Senior clerk.....	1 2,100	1 2,100	1 2,100	
Total average number of employees.....	7	7	6	
Total salaries and wages, field service.....	29,800.00	29,800.00	25,834.00	
Temporary employees, at \$1 to \$2,400 per year.....	3 3,000.00	3 3,000.00	3 3,119.83	
Total salaries and wages, field service.....	32,800.00	32,800.00	28,953.83	
01 Total personal services.....	38,400.00	38,400.00	34,553.83	
Supplies and materials:				
0200 Stationery and office supplies.....	980.00	980.00	782.69	
0206 Supplies for information work.....	700.00	700.00	527.60	
0220 Scientific and educational supplies.....	2,040.00	2,040.00	1,938.84	
0230 Fuel.....	185.00	185.00	186.03	
0280 Sundry supplies.....	70.00	70.00	64.91	
12 Total supplies and materials.....	3,975.00	3,975.00	3,500.07	
Communication service:				
0500 Telegraph service.....	3,990.00	3,990.00	3,758.34	
0510 Telephone service.....	445.00	445.00	314.88	
0520 Other communication service.....	1,260.00	1,260.00	1,136.89	
05 Total communication service.....	5,695.00	5,695.00	5,210.11	
Travel expenses:				
0615 Transportation.....	6,990.00	6,990.00	5,998.24	
0616 Subsistence.....	4,120.00	4,120.00	2,912.55	
06 Total travel expenses.....	11,110.00	11,110.00	8,910.79	
07 Transportation of things.....	600.00	600.00	551.78	

*Estimates of appropriations required for the service of the fiscal year ending June 30, 1928—Continued*

General object (title of appropriation), date of acts, references to Statutes at Large, or to Revised Statutes, and estimated amount required for each detailed object

Total amount to be appropriated under each head of appropriation

Amount appropriated for the fiscal year ending June 30, 1927

*General Expenses, Bureau of Agricultural Economics—Continued.*

	Estimated expenditures, 1928 appropriation	Estimated expenditures, 1927 appropriation	Expended and obligated, 1926
<b>FOREIGN COMPETITION AND DEMAND—continued</b>			
Printing and binding:			
0820 Stenographic work.....	\$75.00	\$75.00	\$72.98
0830 Photographing and photographs and prints..	125.00	125.00	109.67
08 Total printing and binding.....	200.00	200.00	182.65
Rents:			
1100 Rents of buildings and structures.....	2,925.00	2,925.00	2,923.15
1110 Other rents.....	120.00	120.00	118.15
11 Total rents.....	3,045.00	3,045.00	3,041.30
12 Repairs and alterations.....	220.00	220.00	217.32
13 Special and miscellaneous current expenses.....	420.00	420.00	416.26
Equipment:			
3010 Furniture, furnishings, and fixtures.....	895.00	895.00	890.98
3020 Educational, scientific, and recreational equipment.....	440.00	440.00	438.75
3050 Other equipment.....	360.00	360.00	260.80
30 Total equipment.....	1,695.00	1,695.00	1,590.53
Total.....	65,360.00	65,360.00	58,174.64

For enabling the Secretary of Agriculture to investigate and certify to shippers and other interested parties the class, quality, and/or condition of cotton and fruits, vegetables, poultry, butter, hay, and other perishable farm products when offered for interstate shipment or when received at such important central markets as the Secretary of Agriculture may from time to time designate, or at points which may be conveniently reached therefrom, under such rules and regulations as he may prescribe, including payment of such fees as will be reasonable and as nearly as may be to cover the cost for the service rendered: *Provided*, That certificates issued by the authorized agents of the departments shall be received in all courts of the United States as prima facie evidence of the truth of the statements therein contained [§353,755] (acts Mar. 4, 1913, vol. 37, p. 854, sec. 1; Mar. 4, 1915, vol. 38, p. 1087, sec. 1; May 11, 1926, vol. 44, p. 522; July 3, 1926, vol. 44, p. 851)-----

\$365,000.00

	Estimated expenditures, 1928 appropriation	Estimated expenditures, 1927 appropriation	Expended and obligated, 1926
<b>Departmental service:</b>			
<b>Salaries—</b>			
<b>Subprofessional service—</b>			
Grade 5, \$1,680 to \$2,040; average, \$1,860—	Average—	Average—	Average—
Scientific illustrator.....	No. 1 Salary \$1,980	No. 1 Salary \$1,980	No. 1 Salary \$1,920
Grade 1, \$900 to \$1,260; average, \$1,080—			
Minor scientific helper.....			1 900
<b>Clerical, administrative, and fiscal service—</b>			
Grade 12, \$5,200 to \$6,000; average, \$5,600—			
Chief marketing specialist.....	1 5,000	1 5,000	1 5,400
Grade 11, \$3,800 to \$5,000; average, \$4,400—			
Assistant chief marketing specialists.....	3 4,200	3 4,200	2 4,257
Grade 9, \$3,000 to \$3,600; average, \$3,300—			
Marketing specialists.....	2 3,300	2 3,300	2 3,255
Grade 7, \$2,400 to \$3,000; average, \$2,700—			
Assistant marketing specialist.....	1 2,400	1 2,400	1 2,477
Grade 6, \$2,100 to \$2,700; average, \$2,400—			
Principal clerk.....			1 2,600
Grade 5, \$1,860 to \$2,400; average, \$2,111.42—			
Junior marketing specialist.....			1 2,377
Grade 4, \$1,680 to \$2,040; average, \$1,860—			
Clerk.....			1 1,920
Office draftsman.....			1 1,770
Grade 3, \$1,500 to \$1,860; average, \$1,680—			
Assistant clerk.....	1 1,500	1 1,500	1 1,625
Assistant photographer.....	1 1,500	1 1,500	1 1,500
Grade 2, \$1,320 to \$1,680; average, \$1,500—			
Junior clerks.....	2 1,380	2 1,380	1 1,400
(Grade 1, \$1,140 to \$1,500; average, \$1,320—			
Underclerks.....	2 1,140	2 1,140	1 1,140
Underoperators.....	2 1,170	2 1,170	1 1,170
<b>Custodial service—</b>			
Grade 3, \$1,020 to \$1,260; average, \$1,140—			
Senior laborer.....			1 1,060
Grade 1, \$600 to \$780; average, \$690—			
Junior messenger.....			1 600
Total average number of employees.....	16	16	16 1/2
Total salaries, departmental service.....	38,960.00	38,960.00	38,590.89

## Estimates of appropriations required for the service of the fiscal year ending June 30, 1928—Continued

General object (title of appropriation), date of acts, references to Statutes at Large, or to Revised Statutes, and estimated amount required for each detailed object	Total amount to be appropriated under each head of appropriation		Amount appropriated for the fiscal year ending June 30, 1927
General Expenses, Bureau of Agricultural Economics—Continued.			
	Estimated expenditures, 1928 appropriation	Estimated expenditures, 1927 appropriation	Expended and obligated, 1926
Field service:			
Salaries and wages--	Average—	Average—	Average—
Salary range, \$3,800 to \$5,000; average, \$4,400—	No. Salary	No. Salary	No. Salary
Assistant chief marketing specialists.....	3 \$4,066	3 \$4,066	2½ \$3,984
Salary range, \$3,000 to \$3,600; average, \$3,300—			
Marketing specialists.....	11 3,145	11 3,145	8½ 3,160
Salary range, \$2,400 to \$3,000; average, \$2,700—			
Assistant marketing specialists.....	57 2,627	54 2,640	49½ 2,677
Salary range, \$1,860 to \$2,400; average, \$2,111.42—			
Junior marketing specialists.....	5 2,340	5 2,340	3½ 2,241
Salary range, \$1,500 to \$1,860; average, \$1,680—			
Assistant clerks.....	3 1,620	3 1,620	2½ 1,642
Salary range, \$1,320 to \$1,680; average, \$1,500—			
Junior clerk.....	1 1,320	1 1,320	½ 1,500
Salary range, \$900 to \$1,140; average, \$990—			
Junior laborer.....	1 900	1 900	½ 900
Total average number of regular employees.....	81	78	68½
Total salaries and wages, regular employees.....	215,312.00	208,133.00	183,836.00
Temporary and cooperative employees at \$1 to \$1,800 per year.....	36	36	35½
Total salaries and wages, temporary and cooperative employees.....	17,604.00	17,604.00	23,095.80
Total average number of employees.....	117	114	103½
Total salaries and wages, field service.....	232,916.00	225,737.00	206,931.80
The difference between 1928 and 1927 is due to increase in force, \$7,179.			
01 Total personal services.....	271,876.00	264,697.00	245,522.69
Supplies and materials:			
0200 Stationery and office supplies.....	2,825.00	1,825.00	2,557.97
0206 Supplies for information work.....	325.00	325.00	691.37
0220 Scientific and educational supplies.....	1,000.00	1,000.00	1,008.40
0280 Sundry supplies.....	500.00	200.00	438.79
02 Total supplies and materials.....	4,650.00	3,350.00	4,696.53
04 Subsistence and care of animals and storage and care of vehicles.....	1,400.00	1,400.00	1,331.29
Communication service:			
0500 Telegraph service.....	1,515.00	1,415.00	1,515.78
0510 Telephone service.....	5,610.00	5,310.00	5,631.85
0520 Other communication service.....	50.00	50.00	16.76
05 Total communication service.....	7,175.00	6,775.00	7,164.39
Travel expenses:			
0615 Transportation.....	27,991.00	24,925.00	25,226.24
0616 Subsistence.....	23,343.00	21,343.00	21,122.32
06 Total travel expenses.....	51,334.00	46,268.00	46,348.56
07 Transportation of things.....	3,000.00	3,000.00	2,974.14
08 Photographing and photographs and prints.....			18.36
10 Furnishing of heat, light, power, water, and electricity.....	350.00	150.00	356.00
Rents:			
1100 Rents of buildings and structures.....	13,539.00	12,139.00	12,554.47
1110 Other rents.....	100.00	100.00	186.89
11 Total rents.....	13,639.00	12,239.00	12,741.36
12 Repairs and alterations.....	3,250.00	2,750.00	3,012.83
13 Special and miscellaneous current expenses.....	501.00	501.00	420.78
Equipment:			
3000 Passenger-carrying vehicles.....	2,000.00	2,000.00	1,377.80
3010 Furniture, furnishings, and fixtures.....	1,900.00	1,400.00	1,977.81
3020 Educational, scientific, and recreational equipment.....	975.00	675.00	931.43
3050 Other equipment.....	2,950.00	1,950.00	2,075.30
30 Total equipment.....	7,825.00	6,025.00	7,262.34
Reserve.....		6,600.00	
Total.....	365,000.00	353,755.00	331,849.27

*Estimates of appropriations required for the service of the fiscal year ending June 30, 1928—Continued*

General object (title of appropriation), date of acts, references to Statutes at Large, or to Revised Statutes, and estimated amount required for each detailed object	Total amount to be appropriated under each head of appropriation		Amount appropriated for the fiscal year ending June 30, 1927
<b>General Expenses, Bureau of Agricultural Economics—Continued.</b> For collecting, publishing, and distributing, by telegraph, mail, or otherwise, timely information on the market supply and demand, commercial movement, location, disposition, quality, condition, and market prices of livestock, meats, fish, and animal products, dairy and poultry products, fruits and vegetables, peanuts and their products, grain, hay, feeds, and seeds, and other agricultural products, independently and in cooperation with other branches of the Government, State agencies, purchasing and consuming organizations, and persons engaged in the production, transportation, marketing, and distribution of farm and food products ( <i>acts Mar. 4, 1913, vol. 37, p. 854, sec. 1; Mar. 4, 1915, vol. 38, p. 1087, sec. 1; May 11, 1926, vol. 44, p. 522; July 3, 1926, vol. 44, p. 851</i> )-----			
		\$775, 150. 00	
	Estimated expenditures, 1928 appropriation	Estimated expenditures, 1927 appropriation	Expended and obligated, 1926
<b>Departmental service:</b>			
<b>Salaries—</b>			
Professional and scientific service --	<i>Average—</i>	<i>Average—</i>	<i>Average—</i>
Grade 3, \$3,000 to \$3,600; average, \$3,300—	No. Salary	No. Salary	No. Salary
Associate agricultural economist.....	1 \$3,000.00	1 \$3,000.00	1 \$3,000.00
Grade 2, \$2,400 to \$3,000; average, \$2,700—			
Junior agricultural economist.....			1 2,800.00
Grade 1, \$1,860 to \$2,400; average, \$2,111.42—			
Junior librarians.....	2 2,050.00	2 2,050.00	2 2,030.00
<b>Subprofessional service—</b>			
Grade 3, \$1,320 to \$1,680; average, \$1,500—			
Under library assistant.....			1 1,320.00
<b>Clerical, administrative, and fiscal service—</b>			
Grade 12, \$5,200 to \$6,000; average, \$5,600—			
Chief marketing specialist.....	1 5,400.00	1 5,400.00	1 5,400.00
Grade 11, \$3,800 to \$5,000; average, \$4,400—			
Assistant chief marketing specialists.....	4 4,215.00	4 4,215.00	4 4,103.00
Grade 9, \$3,000 to \$3,600; average, \$3,300—			
Marketing specialists.....	5 3,260.00	5 3,260.00	4 3,108.00
Grade 8, \$2,700 to \$3,300; average, \$3,000—			
Associate editor.....	1 3,200.00	1 3,200.00	1 3,200.00
Administrative assistant.....			1 2,700.00
Grade 7, \$2,400 to \$3,000; average, \$2,700—			
Junior administrative assistant.....			1 2,800.00
Assistant marketing specialists.....	2 2,600.00	2 2,600.00	1 2,604.00
Grade 6, \$2,100 to \$2,700; average, \$2,400—			
Principal clerk.....	1 2,600.00	1 2,600.00	1 2,532.00
Grade 5, \$1,860 to \$2,400; average, \$2,111.42—			
Senior clerks.....	3 2,200.00	3 2,200.00	2 2,267.00
Grade 4, \$1,680 to \$2,040; average, \$1,860—			
Clerk.....	1 1,920.00	1 1,920.00	1 1,830.00
Grade 3, \$1,500 to \$1,860; average, \$1,680—			
Assistant clerk.....	1 1,500.00	1 1,500.00	1 1,572.00
Grade 2, \$1,320 to \$1,680; average, \$1,500—			
Junior clerks.....	3 1,500.00	3 1,500.00	2 1,410.00
Grade 1, \$1,140 to \$1,500; average, \$1,320—			
Underoperators, office devices.....	2 1,170.00	2 1,170.00	1 1,140.00
Underclerk.....			1 1,140.00
<b>Custodial service—</b>			
Grade 2, \$900 to \$1,140; average, \$1,020—			
Assistant messenger.....			1 900.00
Junior laborer (part time).....	1 360.00	1 360.00	1 390.91
Grade 1, \$600 to \$780; average, \$690—			
Junior messenger.....	1 600.00	1 600.00	1 600.00
Total average number of employees.....	29 75,885.00	29 75,885.00	25 67,891.91
Total salaries, departmental service.....			
<b>Field service:</b>			
<b>Salaries and wages—</b>			
Salary range, \$3,800 to \$5,000; average, \$4,400—			
Assistant chief marketing specialists.....	3 3,800	3 3,800	1 3,800
Salary range, \$3,000 to \$3,600; average, \$3,300—			
Marketing specialists.....	7 3,186	7 3,186	11 3,235
Salary range, \$2,400 to \$3,000; average, \$2,700—			
Assistant marketing specialists.....	46 2,616	46 2,616	39 2,649
Salary range, \$1,860 to \$2,400; average, \$2,111.42—			
Junior marketing specialists.....	20 1,994	20 1,994	18 2,040
Senior clerk.....			1 2,200

*Estimates of appropriations required for the service of the fiscal year ending June 30, 1928—Continued*

General object (title of appropriation), date of acts, references to Statutes at Large, or to Revised Statutes, and estimated amount required for each detailed object				Total amount to be appropriated under each head of appropriation	Amount appropriated for the fiscal year ending June 30, 1927
<i>General Expenses, Bureau of Agricultural Economics—Continued.</i>					
	Estimated expenditures, 1928 appropriation	Estimated expenditures, 1927 appropriation	Expended and obligated, 1926		
Field service—Continued.					
Salaries and wages—Continued.					
Salary range, \$1,500 to \$1,850; average, \$1,680—	Average— No. Salary	Average— No. Salary	Average— No. Salary		
Assistant clerks	12½ \$1,557	12½ \$1,557	8½ \$1,536		
Salary range, \$1,320 to \$1,680; average, \$1,500—					
Junior clerks	5 1,332	5 1,332	5½ 1,384		
Salary range, \$900 to \$1,140; average, \$1,020—					
Assistant messengers	3 900	3 900	1½ 924		
Salary range, \$600 to \$780; average, \$690—					
Junior messengers	2 600	2 600	½ 696		
Total average number of employees	99½	99½	88		
Total salaries and wages, regular employees	225,508.00	225,508.00	208,256.00		
Temporary and cooperative employees at \$1 to \$2,400 per year	23	23	27½		
Total salaries and wages, temporary and cooperative employees	19,358.00	19,358.00	22,879.99		
Total number of employees	122½	122½	115½		
Total salaries and wages, field service	244,866.00	244,866.00	231,135.99		
01 Total personal services	320,751.00	320,751.00	299,027.90		
Supplies and materials:					
0200 Stationery and office supplies	12,900.00	12,400.00	11,711.77		
0206 Supplies for information work	58,900.00	58,400.00	49,460.03		
0220 Scientific and educational supplies	1,200.00	1,200.00	459.70		
0230 Fuel			24.99		
0280 Sundry supplies	728.00	728.00	618.95		
02 Total supplies and materials	73,728.00	72,728.00	62,275.44		
04 Subsistence and care of animals and storage and care of vehicles	290.00	290.00	249.04		
Communication service:					
0500 Telegraph service	254,735.00	253,735.00	230,519.26		
0510 Telephone service	15,975.00	15,975.00	13,532.18		
0520 Other communication service	305.00	305.00	286.05		
05 Total communication service	271,015.00	270,015.00	244,337.49		
Travel expenses:					
0615 Transportation	22,700.00	22,200.00	18,111.76		
0616 Subsistence	17,700.00	17,200.00	13,986.24		
06 Total travel expenses	40,400.00	39,400.00	32,098.00		
07 Transportation of things	10,925.00	10,925.00	10,239.86		
08 Photographing and making photographs and prints	50.00	50.00	16.35		
10 Furnishing of heat, light, power, water, and electricity	375.00	375.00	337.08		
Rents:					
1100 Rents of buildings and structures	28,587.00	28,587.00	26,066.56		
1110 Other rents	500.00	500.00	563.03		
11 Total rents	29,087.00	29,087.00	26,629.59		
12 Repairs and alterations	5,469.00	5,469.00	4,585.32		
13 Special and miscellaneous current expenses	7,125.00	7,125.00	5,781.64		
Equipment:					
3000 Passenger-carrying vehicles	300.00	300.00			
3010 Furniture, furnishings, and fixtures	14,050.00	14,050.00	10,804.01		
3020 Educational, scientific, and recreational equipment	610.00	610.00	129.65		
3050 Other equipment	975.00	975.00	834.78		
30 Total equipment	15,935.00	15,935.00	11,768.44		
Reserve		3,000.00			
Total	775,150.00	775,150.00	697,346.15		

*Estimates of appropriations required for the service of the fiscal year ending June 30, 1928—Continued*

General object (title of appropriation), date of acts, references to Statutes at Large, or to Revised Statutes, and estimated amount required for each detailed object	Total amount to be appropriated under each head of appropriation	Amount appropriated for the fiscal year ending June 30, 1927
<b>General Expenses, Bureau of Agricultural Economics—Continued.</b>		
<i>To enable the Secretary of Agriculture to carry into effect the act entitled "An act to create a division of cooperative marketing in the Department of Agriculture; to provide for the acquisition and dissemination of information pertaining to cooperation; to promote the knowledge of cooperative principles and practices; to provide for calling advisors to counsel with the Secretary of Agriculture on cooperative activities; to authorize cooperative associations to acquire, interpret, and disseminate crop and market information, and for other purposes," approved July 2, 1926 (submitted)</i>	\$207,000.00	

## Estimates of appropriations required for the service of the fiscal year ending June 30, 1928—Continued

General object (title of appropriation), date of acts, references to Statutes at Large, or to Revised Statutes, and estimated amount required for each detailed object	Total amount to be appropriated under each head of appropriation	Amount appropriated for the fiscal year ending June 30, 1927
<b>Enforcement of the United States Cotton Futures Act and United States Cotton Standards Act—</b> To enable the Secretary of Agriculture to carry into effect the provisions of the United States cotton futures act, as amended March 4, 1919, and to carry into effect the provisions of the United States cotton standards act, approved March 4, 1923, including all expenses necessary for the purchase of equipment and supplies; for travel; for the employment of persons in the city of Washington and elsewhere; and for all other expenses, including rent outside of the District of Columbia, that may be necessary in executing the provisions of these acts, including such means as may be necessary for effectuating agreements heretofore or hereafter made with cotton associations, cotton exchanges, and other cotton organizations in foreign countries, for the adoption, use, and observance of universal standards of cotton classification, for the arbitration or settlement of disputes with respect thereto, and for the preparation, distribution, inspection, and protection of the practical forms or copies thereof under such agreements (acts May 23, 1908, vol. 35, p. 256, sec. 1; June 30, 1914, vol. 38, p. 422, sec. 1; Aug. 18, 1914, vol. 38, pp. 693-698, secs. 1-21; Mar. 4, 1915, vol. 38, p. 1112, sec. 1; Mar. 4, 1923, vol. 43, pp. 1517-1520, sec. 1; May 11, 1926, vol. 44, p. 523)	\$188, 500. 00	\$188, 500. 00



*Estimates of appropriations required for the service of the fiscal year ending June 30, 1928—Continued*

General object (title of appropriation), date of acts, references to Statutes at Large, or to Revised Statutes, and estimated amount required for each detailed object	Total amount to be appropriated under each head of appropriation	Amount appropriated for the fiscal year ending June 30, 1927
--	--	--

*Enforcement of the United States Cotton Futures Act and United States Cotton Standards Act—Continued.*

	Estimated expenditures, 1928 appropriation	Estimated expenditures, 1927 appropriation	Expended and obligated, 1926
Communication service:			
0500 Telegraph service.....	\$4,000.00	\$3,600.00	\$3,662.96
0510 Telephone service.....	750.00	750.00	786.86
0520 Other communication service.....	300.00	200.00	223.42
05 Total communication service.....	5,050.00	4,550.00	4,673.24
Travel expenses:			
0615 Transportation.....	8,000.00	18,715.00	8,131.54
0616 Subsistence.....	6,000.00	7,500.00	2,979.93
06 Total travel expenses.....	14,000.00	26,215.00	11,111.47
07 Transportation of things.....	7,500.00	6,500.00	6,968.47
08 Stenographic work, typewriting, and duplicating work.....	10.00	10.00	1.68
09 Advertising and publication notices.....			5.39
10 Furnishing of heat, light, power, water, and electricity.....	50.00	50.00	45.23
Rents:			
1100 Rents of buildings and structures.....	3,100.00	3,100.00	3,056.00
1110 Other rents.....	5.00	5.00	2.87
11 Total rents.....	3,105.00	3,105.00	3,058.87
12 Repairs and alterations.....	2,500.00	1,800.00	1,905.04
13 Special and miscellaneous current expenses.....	1,500.00	750.00	784.49
Equipment:			
3010 Furniture, furnishings, and fixtures.....	3,057.00	457.00	6,643.92
3020 Educational, scientific, and recreational equipment.....	3,185.00	1,800.00	2,990.32
3050 Other equipment.....	500.00	400.00	504.93
30 Total equipment.....	6,742.00	2,657.00	10,139.1
33 Supplies purchased for resale.....	8,000.00		
Reserve.....		3,700.00	
Total.....	188,500.00	188,500.00	165,164.9

*Enforcement of the United States Grain Standards Act—*

To enable the Secretary of Agriculture to carry into effect the provisions of the United States grain standards act, including rent outside of the District of Columbia and the employment of such persons and means as the Secretary of Agriculture may deem necessary, in the city of Washington and elsewhere **[\$598,940]** (acts Aug. 11, 1916, vol. 39, pp. 482-485, secs. 1-12; May 11, 1926, vol. 44, p. 523)

\$610,000.00

\$ 98,940.00

	Estimated expenditures, 1928 appropriation	Estimated expenditures, 1927 appropriation	Expended and obligated, 1926
Departmental service:			
Salaries—			
Subprofessional service—			
Grade 6, \$1,860 to \$2,400; average, \$2,111.42—			
Senior library assistant.....	1 \$2,300.00	1 \$2,300.00	1 \$2,300.00
Clerical, administrative, and fiscal service—			
Grade 11, \$3,500 to \$5,000; average, \$4,400—			
Assistant chief marketing specialist.....	1 5,000.00	1 5,000.00	1 5,000.00
Administrative officer.....	1 4,200.00	1 4,200.00	1 3,900.00
Grade 7, \$2,400 to \$3,000; average, \$2,700—			
Junior administrative assistant.....	1 2,900.00	1 2,900.00	1 2,900.00
Assistant marketing specialist.....	1 2,800.00	1 2,800.00	1 2,800.00
Grade 5, \$1,860 to \$2,400; average, \$2,111.42—			
Senior clerk.....			1 2,300.00
Grade 2, \$1,320 to \$1,680; average, \$1,500—			
Junior clerks.....	2 1,320.00	2 1,320.00	
Custodial service—			
Grade 2, \$900 to \$1,140; average, \$1,020—			
Junior laborer (part time).....			1 80.10
Total average number of employees.....	7	7	6 1/2
Total salaries, departmental service.....	19,840.00	19,840.00	18,896.10

## Estimates of appropriations required for the service of the fiscal year ending June 30, 1928—Continued

General object (title of appropriation), date of acts, references to Statutes at Large, or to Revised Statutes, and estimated amount required for each detailed object				Total amount to be appropriated under each head of appropriation	Amount appropriated for the fiscal year ending June 30, 1927
<b>Enforcement of the United States Grain Standards Act—Continued.</b>					
	Estimated expenditures, 1928 appropriation	Estimated expenditures, 1927 appropriation	Expended and obligated, 1926		
<b>Field service:</b>					
Salaries and wages—	<i>Average—</i>	<i>Average—</i>	<i>Average—</i>		
Salary range, \$3,800 to \$5,000; average, \$4,400—	<i>No. Salary</i>	<i>No. Salary</i>	<i>No. Salary</i>		
Assistant chief marketing specialists.....	17 \$3,835.00	17 \$3,835.00	13 \$3,892.00		
Salary range, \$3,300 to \$3,900; average, \$3,600—					
Assistant chief marketing specialist.....			1 3,700.00		
Salary range, \$3,000 to \$3,600; average, \$3,300—					
Marketing specialists.....	16 3,125.00	15 3,134.00	19 3,158.00		
Salary range, \$2,400 to \$3,000; average, \$2,700—					
Assistant marketing specialists.....	30 2,784.00	30 2,784.00	31 2,765.00		
Salary range, \$2,100 to \$2,700; average, \$2,400—					
Principal junior marketing specialists.....	34 2,297.00	34 2,297.00	35 2,234.00		
Salary range, \$1,860 to \$2,400; average, \$2,111.42—					
Junior marketing specialists.....	5 2,750.00	5 2,750.00	5 2,265.00		
Senior clerk.....			1 2,300.00		
Salary range, \$1,680 to \$2,040; average, \$1,860—					
Scientific aids.....	90 1,823.00	87 1,828.00	81 1,810.00		
Salary range, \$1,320 to \$1,680; average, \$1,500—					
Junior clerks.....			2 1,320.00		
Salary range, \$1,140 to \$1,500; average, \$1,320—					
Underclerk.....			1 1,140.00		
Salary range, \$600 to \$780; average, \$690—					
Junior laborer (part time).....			1 69.04		
Total average number of employees.....	192	188	190		
Total salaries and wages, field service.....	454,633.00	446,609.00	443,223.04		
The difference between 1928 and 1927 is due to increase in force, \$8,024.					
01 Total personal services.....	474,473.00	466,449.00	462,119.14		
Supplies and materials:					
0200 Stationery and office supplies.....	4,000.00	3,000.00	2,723.73		
0206 Supplies for information work.....	700.00	700.00	939.33		
0220 Scientific and educational supplies.....	2,400.00	2,400.00	2,397.55		
0230 Fuel.....	650.00	650.00	662.62		
0280 Sundry supplies.....	20.00	20.00	19.51		
02 Total supplies and materials.....	7,770.00	6,770.00	6,742.74		
04 Subsistence and care of animals and storage and care of vehicles.....	4,000.00	4,000.00	3,875.00		
Communication service:					
0500 Telegraph service.....	800.00	800.00	718.23		
0510 Telephone service.....	6,200.00	6,200.00	6,111.01		
0520 Other communication service.....	100.00	100.00	98.55		
05 Total communication service.....	7,100.00	7,100.00	6,927.79		
Travel expenses:					
0615 Transportation.....	19,956.00	18,920.00	17,567.18		
0616 Subsistence.....	10,500.00	9,500.00	7,389.20		
06 Total travel expenses.....	30,456.00	28,420.00	24,956.38		
07 Transportation of things.....	6,200.00	6,200.00	6,127.26		
Printing and binding:					
0820 Stenographic work, typewriting and duplicating work.....	25.00	25.00	20.49		
0830 Photographing and making photographs and prints.....	25.00	25.00	20.70		
08 Total printing and binding.....	50.00	50.00	41.19		
10 Furnishing of heat, light, power, water, and electricity.....	1,350.00	1,350.00	1,190.26		
Rents:					
1100 Rents of buildings and structures.....	59,000.00	59,000.00	59,115.53		
1110 Other rents.....	1,000.00	1,000.00	943.54		
11 Total rents.....	60,000.00	60,000.00	60,059.07		
12 Repairs and alterations.....	6,580.00	5,700.00	6,387.69		
13 Special and miscellaneous current expenses.....	1,000.00	1,000.00	806.27		
Equipment:					
3000 Passenger-carrying vehicles.....	2,040.00	1,000.00	774.76		
3010 Furniture, furnishings, and fixtures.....	2,050.00	2,050.00	2,000.49		
3020 Educational, scientific, and recreational equipment.....	2,851.00	2,851.00	2,681.85		
3050 Other equipment.....	4,080.00	4,000.00	4,586.18		
30 Total equipment.....	11,021.00	9,901.00	10,043.28		
Reserve.....		2,000.00			
Total.....	610,000.00	598,940.00	589,276.07		

*Estimates of appropriations required for the service of the fiscal year ending June 30, 1928—Continued*

General object (title of appropriation), date of acts, references to Statutes at Large, or to Revised Statutes, and estimated amount required for each detailed object	Total amount to be appropriated under each head of appropriation		Amount appropriated for the fiscal year ending June 30, 1927
<b>Administration of the United States Warehouse Act—</b> To enable the Secretary of Agriculture to carry into effect the provisions of the United States warehouse act, including the payment of such rent outside of the District of Columbia and the employment of such persons and means as the Secretary of Agriculture may deem necessary, in the city of Washington and elsewhere [ <b>\$205,060</b> ] ( <i>acts Aug. 11, 1916, vol. 39, pp. 486-491, secs. 1-33; May 11, 1926, vol. 44, p. 524</i> )	<b>\$220,000.00</b>		<b>\$205,060.00</b>
	Estimated expenditures, 1928 appropriation	Estimated expenditures, 1927 appropriation	Expended and obligated, 1926
<b>Departmental service:</b>			
Salaries—			
Clerical, administrative, and fiscal service—	<i>Average—</i>	<i>Average—</i>	<i>Average—</i>
Grade 12, \$5,200 to \$6,000; average, \$5,600—	No. 1 Salary \$5,200	No. 1 Salary \$5,200	No. 1 Salary \$5,200
Chief marketing specialist.....	1 3,800	1 3,800	1 3,800
Grade 11, \$3,800 to \$5,000; average, \$4,400—			
Assistant chief marketing specialist.....	2 3,550	2 3,550	2 3,550
Grade 9, \$3,000 to \$3,600; average, \$3,300—			
Marketing specialists.....	6 2,700	6 2,700	6 2,667
Grade 7, \$2,400 to \$3,000; average, \$2,700—			
Assistant marketing specialists.....	1 2,700	1 2,700	1 2,700
Grade 6, \$2,100 to \$2,700; average, \$2,400—			
Principal clerk.....	1 1,140	1 1,140	1 1,140
Grade 1, \$1,140 to \$1,500; average, \$1,320—			
Underclerk.....			
Custodial service—			
Grade 5, \$1,320 to \$1,680; average, \$1,500—			
Foreman of laborers.....			1 1,680
Grade 2, \$900 to \$1,140; average, \$1,020—			
Junior laborer (part time).....			1 48
Grade 1, \$600 to \$780; average, \$690—			
Junior messenger.....	1 720	1 720	
Total average number of employees.....	13	13	13 1/2
Total salaries, departmental service.....	36,860	36,860	36,270
<b>Field service:</b>			
Salaries and wages—			
Salary range, \$3,800 to \$5,000; average, \$4,400—			
Assistant chief marketing specialists.....	2 4,000	2 4,000	1 4,000
Salary range, \$3,000 to \$3,600; average, \$3,300—			
Marketing specialists.....	3 3,200	3 3,200	4 3,262
Salary range, \$2,400 to \$3,000; average, \$2,700—			
Assistant marketing specialists.....	26 2,507	21 2,533	20 1/2 2,480
Salary range, \$1,860 to \$2,400; average, \$2,111.42—			
Junior agricultural statistician.....	1 1,860	1 1,860	1 1,860
Junior marketing specialist.....	1 1,860	1 1,860	1 1,860
Salary range, \$1,500 to \$1,860; average, \$1,680—			
Assistant clerks.....	2 1,770	2 1,770	2 1,598
Salary range, \$1,320 to \$1,680; average, \$1,500—			
Junior clerks.....	2 1,500	2 1,500	1 1,464
Total number of regular employees.....	37	32	30 1/2
Total salaries and wages, regular employees.....	93,042.00	81,053.00	76,155.00
Temporary and cooperative employees at \$600 to \$1,800 per annum.....	7	5	5 1/2
Total salaries and wages, temporary and cooperative employees.....	7,550.00	5,550.00	6,437.80
Total number of employees.....	44	37	36 1/2
Total salaries and wages, field service.....	100,592.00	86,603.00	82,592.80
The difference between 1928 and 1927 is due to increase in force, \$13,989			
<b>01 Total personal services.....</b>	<b>137,452.00</b>	<b>123,463.00</b>	<b>118,862.80</b>
Supplies and materials:			
0200 Stationery and office supplies.....	1,454.00	1,267.00	1,512.86
0206 Supplies for information work.....	247.00	247.00	282.36
0220 Scientific and educational supplies.....	25.00	25.00	18.50
0280 Sundry supplies.....	400.00	400.00	400.22
<b>02 Total supplies and materials.....</b>	<b>2,126.00</b>	<b>1,939.00</b>	<b>2,222.94</b>
<b>04 Subsistence and care of animals and storage and care of vehicles.....</b>			<b>156.50</b>
Communication service:			
0500 Telegraph service.....	900.00	900.00	890.39
0510 Telephone service.....	800.00	800.00	787.14
0520 Other communication service.....	100.00	100.00	57.58
<b>05 Total communication service.....</b>	<b>1,800.00</b>	<b>1,800.00</b>	<b>1,735.11</b>
Travel expenses:			
0615 Transportation.....	30,400.00	28,400.00	26,064.39
0616 Subsistence.....	37,764.00	35,000.00	32,529.09
<b>06 Total travel expenses.....</b>	<b>68,164.00</b>	<b>63,400.00</b>	<b>58,593.48</b>
<b>07 Transportation of things.....</b>	<b>1,200.00</b>	<b>1,200.00</b>	<b>1,202.90</b>
<b>08 Photographing and making photographs and prints.....</b>			<b>7.60</b>

*Estimates of appropriations required for the service of the fiscal year ending June 30, 1928—Continued*

General object (title of appropriation), date of acts, references to Statutes at Large, or to Revised Statutes, and estimated amount required for each detailed object	Total amount to be appropriated under each head of appropriation	Amount appropriated for the fiscal year ending June 30, 1927
--	--	--

*Administration of the United States Warehouse Act—Continued.*

	Estimated expenditures, 1928 appropriation	Estimated expenditures, 1927 appropriation	Expended and obligated, 1926
<b>Rents:</b>			
1100 Rents of buildings and structures.....	\$2, 228. 00	\$2, 228. 00	\$2, 328. 52
1110 Other rents.....			1. 25
11 Total rents.....	2, 228. 00	2, 228. 00	2, 329. 77
12 Repairs and alterations.....	1, 080. 00	1, 080. 00	1, 488. 15
13 Special and miscellaneous current expenses.....	310. 00	310, 000	223. 16
<b>Equipment:</b>			
3000 Passenger-carrying vehicles.....	2, 342. 00	1, 842. 00	1, 842. 23
3010 Furniture, furnishings, and fixtures.....	2, 422. 00	1, 922. 00	2, 130. 45
3020 Educational, scientific, and recreational equipment.....			123. 38
3050 Other equipment.....	876. 00	876. 00	926. 42
30 Total equipment.....	5, 640. 00	4, 640. 00	5, 022. 48
Reserve.....		5, 000. 00	
Total.....	220, 000. 00	205, 060. 00	191, 844. 85

*Enforcement of the Standard Container Act—*

To enable the Secretary of Agriculture to carry into effect the act entitled "An act to fix standards for Climax baskets for grapes and other fruits and vegetables, and to fix standards for baskets and other containers for small fruits, berries, and vegetables, and for other purposes," approved August 31, 1916, including the employment of such persons and means as the Secretary of Agriculture may deem necessary in the city of Washington and elsewhere (*acts Aug. 31, 1916, vol. 39, p. 673, sec. 1; May 11, 1926, vol. 44, p. 524*).....

\$5, 000. 00

\$5, 000. 00

	Estimated expenditures, 1928 appropriation	Estimated expenditures, 1927 appropriation	Expended and obligated, 1926
<b>Departmental service:</b>			
<b>Salaries—</b>			
Clerical, administrative, and fiscal service—	<i>Average—</i>	<i>Average—</i>	<i>Average—</i>
Grade 9, \$3,000 to \$3,600; average, \$3,300—	<i>No. 1 Salary</i>	<i>No. 1 Salary</i>	<i>No. 1 Salary</i>
Marketing specialist.....	1 \$3, 600. 00	1 \$3, 600. 00	1 \$3, 500. 28
01 Total average number of employees.....	1	1	1
01 Total salaries, departmental service.....	3, 600. 00	3, 600. 00	3, 500. 28
<b>Supplies and materials:</b>			
0200 Stationery and office supplies.....	200. 00	200. 00	207. 17
0220 Scientific and educational supplies.....	50. 00	50. 00	55. 42
0280 Sundry supplies.....			3. 96
02 Total supplies and materials.....	250. 00	250. 00	266. 55
04 Subsistence and care of animals and storage and care of vehicles.....			10. 53
05 Telephone service.....			30. 10
<b>Travel expenses:</b>			
0615 Transportation.....	575. 00	550. 00	481. 75
0616 Subsistence.....	300. 00	275. 00	168. 00
06 Total travel expenses.....	875. 00	825. 00	649. 75
07 Transportation of things.....	150. 00	150. 00	231. 35
12 Repairs and alterations.....			14. 15
<b>Equipment:</b>			
3010 Furniture, furnishings, and fixtures.....	75. 00	75. 00	73. 37
3020 Educational, scientific, and recreational equipment.....	50. 00	50. 00	
30 Total equipment.....	125. 00	125. 00	73. 37
Reserve.....		50. 00	
Total.....	5, 000. 00	5, 000. 00	4, 776. 08

*Estimates of appropriations required for the service of the fiscal year ending June 30, 1928—Continued*

General object (title of appropriation), date of acts, references to Statutes at Large, or to Revised Statutes, and estimated amount required for each detailed object	Total amount to be appropriated under each head of appropriation	Amount appropriated for the fiscal year ending June 30, 1927
--	--	--

**Completion of Wool Work—**

To enable the Bureau of Agricultural Economics to complete the work of the domestic wool section of the War Industries Board and to enforce Government regulations for handling the wool clip of 1918 as established by the wool division of said board, pursuant to the Executive order dated December 31, 1918, transferring such work to the said bureau **[\$6,290]** \$3,000, and to continue, as far as practicable, the distribution among the growers of the wool clip of 1918 of all sums heretofore or hereafter collected or recovered with or without suit by the Government from all persons, firms, or corporations which handled any part of the wool clip of 1918 (*act May 11, 1926, vol. 44, p. 524*)

\$3, 000. 00

\$6, 290. 00

	Estimated expenditures, 1928 appropriation	Estimated expenditures, 1927 appropriation	Expended and obligated, 1926
<b>Departmental service:</b>			
<b>Salaries—</b>			
Clerical, administrative, and fiscal service—			
Grade 12, \$5,200 to \$6,000; average, \$5,600—	Average— No.      Salary	Average— No.      Salary	Average— No.      Salary
Chief marketing specialist.....	1      \$5,400	1      \$5,400	1      \$5,400
Grade 9, \$3,000 to \$3,600; average, \$3,300—			
Senior administrative assistant.....		1      3,200	1      3,200
Grade 7, \$2,400 to \$3,000; average, \$2,700—			
Junior administrative assistant.....	1      2,700	1      2,700	1      2,700
Grade 4, \$1,680 to \$2,040; average, \$1,860—			
Clerk.....		1      1,680	1      1,680
Total average number of employees.....	1 1/2	1 1/2	1 1/2
Total salaries, departmental service.....	2,475.00	4,940.00	4,634.99
<b>Supplies and materials:</b>			
0200 Stationery and office supplies.....	100.00	100.00	58.50
0206 Supplies for information work.....		5.00	1.38
0220 Scientific and educational supplies.....		95.00	81.36
02 Total supplies and materials.....	100.00	200.00	141.24
<b>Communication service:</b>			
0500 Telegraph service.....	10.00	10.00	3.90
0510 Telephone service.....	50.00	50.00	55.39
05 Total communication service.....	60.00	60.00	59.29
<b>Travel expenses:</b>			
0615 Transportation.....	150.00	550.00	570.60
0616 Subsistence.....	165.00	490.00	429.40
06 Total travel expenses.....	315.00	1,040.00	1,000.00
12 Repairs and alterations.....	50.00	50.00	63.58
30 Educational, scientific, and recreational equipment.....			13.00
Total.....	3,000.00	6,290.00	5,912.10

**CENTER MARKET, DISTRICT OF COLUMBIA****Operation of Center Market, Washington, D. C.—**

Operation and management: To enable the Secretary of Agriculture, in carrying out the provisions of the act of March 4, 1921 (Forty-first Statutes at Large, page 1441), to pay for ice, electricity, gas, fuel, travel, stationery, printing, telegrams, telephones, labor, supplies, materials, equipment, miscellaneous expenses, necessary repairs and alterations, to be reimbursed by any person for whose account any such expenditure may be made: *Provided*, That the Secretary of Agriculture may purchase necessary supplies and equipment for use at Center Market, without regard to awards made by General Supply Committee; to continue the employment of the necessary persons under the conditions in existence at the time of the taking over of the property by the Secretary of Agriculture, with such changes thereof as he may find necessary; to provide a fund for the payment of freight, express, drayage, and other charges and claims against the commodities accepted for storage, and to require reimbursement thereof with interest at the rate of 6 per centum per annum under such rules as the Secretary of Agriculture may prescribe, and to remove, sell, or otherwise dispose of such commodities held as security for such payment when such reimbursement is not made when due, all reimbursement of such payments and all receipts from such disposition of commodities to be credited to such fund and to be reexpendable therefrom; and to use such other means as the Secretary of Agriculture may find necessary for the proper occupancy and use by the Government and its tenants of said property, \$171,000: *Provided*, That not more than \$500 may be used for the payment of claims for the loss of or damage to goods while in storage in Center Market that have accrued or may accrue at any time during the operation thereof by the Secretary of Agriculture in accordance with such regulations as he may prescribe (*act May 11, 1926, vol. 44, pp. 524, 525*)

171, 000. 00

171, 000. 00

*Estimates of appropriations required for the service of the fiscal year ending June 30, 1928—Continued*

General object (title of appropriation), date of acts, references to Statutes at Large, or to Revised Statutes, and estimated amount required for each detailed object				Total amount to be appropriated under each head of appropriation	Amount appropriated for the fiscal year ending June 30, 1927
<i>Operation of Center Market, Washington, D. C.—Continued.</i>					
	Estimated expenditures, 1928 appropriation	Estimated expenditures, 1927 appropriation	Expended and obligated, 1928		
Departmental service:					
Salaries—					
Professional and scientific service—					
Grade 2, \$2,400 to \$3,000; average, \$2,700—	Average— No. 1 Salary \$2,600	Average— No. 1 Salary \$2,600	Average— No. 1 Salary \$2,500		
Assistant scientist.....	1	1	1		
Clerical, administrative, and fiscal service—					
Grade 11, \$3,900 to \$5,000; average, \$4,400—	Average— No. 1 Salary 5,000	Average— No. 1 Salary 5,000	Average— No. 1 Salary 5,000		
Assistant chief business specialist.....	1	1	1		
Grade 10, \$3,300 to \$3,900; average, \$3,600—	Average— No. 2 Salary 3,600	Average— No. 2 Salary 3,600	Average— No. 2 Salary 3,600		
Junior administrative officers.....	2	2	2		
Grade 6, \$2,100 to \$2,700; average, \$2,400—	Average— No. 2 Salary 2,700	Average— No. 2 Salary 2,700	Average— No. 2 Salary 2,700		
Principal clerks.....	2	2	2		
Grade 4, \$1,680 to \$2,040; average, \$1,860—	Average— No. 1 Salary 1,800	Average— No. 1 Salary 1,800	Average— No. 1½ Salary 1,786		
Clerks.....	1	1	1½		
Grade 3, \$1,500 to \$1,860; average, \$1,680—	Average— No. 2 Salary 1,680	Average— No. 2 Salary 1,680	Average— No. 2 Salary 1,685		
Assistant clerks.....	2	2	2		
Grade 2, \$1,320 to \$1,680; average, \$1,500—	Average— No. 2 Salary 1,500	Average— No. 2 Salary 1,500	Average— No. 2 Salary 1,500		
Junior clerks.....	2	2	2		
Custodial service:					
Grade 3, \$1,020 to \$1,260; average, \$1,140—	Average— No. 7 Salary 1,106	Average— No. 7 Salary 1,106	Average— No. 7 Salary 1,080		
Guards (watchman).....	7	7	7		
Senior laborer.....	1	1	1		
Grade 2, \$900 to \$1,140; average, \$1,020—	Average— No. 1 Salary 900	Average— No. 1 Salary 900	Average— No. 1½ Salary 960		
Junior laborer.....	1	1	1½		
Assistant messenger.....					
Per diem and other unclassified employees—					
Chief engineer.....	1	1	1		
Cold storage supervisor.....	1	1	1		
Engineers.....	5	5	4½		
Carpenter.....	1	1	1		
Tinner.....	1	1	1		
Firemen.....	3	3	3		
Cold storage assistants.....	4	4	3½		
Operators.....	2	2	2		
Plumber.....	1	1	1		
Laborers.....	18	18	17		
Total number of regular employees.....	56½	56½	56		
Total salaries, departmental service.....	92,927	92,927	92,206		
Temporary employees and overtime.....	1,073.00	1,073.00	787.30		
01 Total personal services.....	94,000.00	94,000.00	92,993.30		
Supplies and materials:					
0200 Stationery and office supplies.....	400.00	400.00	370.18		
0230 Fuel.....	5,000.00	5,000.00	6,282.53		
0280 Sundry supplies.....	4,000.00	4,000.00	3,421.06		
02 Total supplies and materials.....	9,400.00	9,400.00	10,073.77		
Communication service:					
0500 Telegraph service.....	25.00	25.00			
0510 Telephone service.....	500.00	500.00	456.73		
05 Total communication service.....	525.00	525.00	456.73		
Travel expenses:					
0615 Transportation.....	200.00	200.00			
0616 Subsistence.....	200.00	200.00			
06 Total travel expenses.....	400.00	400.00			
07 Transportation of things.....	500.00	500.00	461.96		
09 Advertising and publication of notices.....	125.00	125.00	74.26		
10 Furnishing of heat, light, power, water, and electricity.....	32,000.00	32,000.00	30,771.97		
12 Repairs and alterations.....	24,550.00	21,050.00	29,661.19		
13 Special and miscellaneous current expenses.....	1,500.00	1,500.00	60.23		
Equipment:					
3010 Furniture, furnishings, and fixtures.....	500.00	500.00	438.61		
3050 Other equipment.....	7,500.00	7,500.00	6,676.60		
30 Total equipment.....	8,000.00	8,000.00	7,115.21		
Reserve.....		3,500.00			
Total.....	171,000.00	171,000.00	171,698.62		
Total, Bureau of Agricultural Economics, [\$4,896,397] \$4,931,251, of which amount not to exceed [\$1,780,000] \$1,864,000 may be expended for personal services in the District of Columbia.....				\$4,931,251.00	\$4,896,397.00

*Estimates of appropriations required for the service of the fiscal year ending June 30, 1928—Continued*

General object (title of appropriation), date of acts, references to Statutes at Large, or to Revised Statutes, and estimated amount required for each detailed object				Total amount to be appropriated under each head of appropriation	Amount appropriated for the fiscal year ending June 30, 1927
<b>BUREAU OF HOME ECONOMICS</b>					
<b>Salaries, Bureau of Home Economics—</b> For chief of bureau and other personal services in the District of Columbia in accordance with the classification act of 1923 ( <i>act May 11, 1926, vol. 44, p. 525</i> )				\$27, 244. 00	\$27, 244. 00
	Estimated expenditures, 1928 appropriation	Estimated expenditures, 1927 appropriation	Expended and obligated, 1926		
Departmental service:					
Salaries—					
Professional and scientific service—					
Grade 6, \$6,000 to \$7,500; average, \$6,750—	Average— No. 1 Salary \$6,000	Average— No. 1 Salary \$6,000	Average— No. 1 Salary \$6,000		
Chief scientist.....	1 1,860	1 1,860	1 1,860		
Clerical, administrative, and fiscal service—					
Grade 5, \$1,860 to \$2,400; average, \$2,111.42—					
Senior clerk.....	1 2,000	1 2,000	1 2,000		
Senior clerk-stenographer.....	1 1,860	1 1,860	1 1,860		
Grade 4, \$1,680 to \$2,040; average, \$1,860—					
Clerk.....	4 1,665	4 1,665	3½ 1,632		
Assistant clerk-stenographers.....	5 1,452	5 1,452	4½ 1,387		
Grade 2, \$1,320 to \$1,680; average, \$1,500—					
Junior clerks.....	1 1,380	1 1,380	1 1,380		
Grade 1, \$1,140 to \$1,500; average, \$1,320—					
Underoperator.....					
Custodial service—					
Grade 2, \$900 to \$1,140; average, \$1,020—					
Junior laborer.....			1 900		
01 Total number of employees.....	14	14	14½		
Total salaries, departmental service.....	27, 244. 00	27, 244. 00	27, 134. 58		
<b>General Expenses, Bureau of Home Economics—</b> To enable the Secretary of Agriculture to investigate the relative utility and economy of agricultural products for food, clothing, and other uses in the home, with special suggestions of plans and methods for the more effective utilization of such products for these purposes, and to disseminate useful information on this subject, including the employment of labor in the city of Washington and elsewhere, supplies, and all other necessary expenses ( <i>act May 11, 1926, vol. 44, p. 525</i> )				100, 000. 00	100, 000. 00
	Estimated expenditures, 1928 appropriation	Estimated expenditures, 1927 appropriation	Expended and obligated, 1926		
Departmental service:					
Salaries—					
Professional and scientific service—					
Grade 5, \$5,200 to \$6,000; average, \$5,600—	Average— No. 1 Salary \$5,200	Average— No. 1 Salary \$5,200	Average— No. 1 Salary \$5,200		
Senior economic analyst.....	3 4,300	3 4,300	3½ 4,300		
Grade 4, \$3,800 to \$5,000; average, \$4,400—					
Scientists.....	2 3,800	2 3,800	1½ 3,800		
Economists.....	4 3,150	4 3,150	4½ 3,000		
Grade 3, \$3,000 to \$3,600; average, \$3,300—					
Associate scientists.....	1 3,000	1 3,000	½ 3,000		
Associate economist.....	6 2,533	6 2,533	5½ 2,540		
Grade 2, \$2,400 to \$3,000; average, \$2,700—					
Assistant scientists.....	5 1,972	5 1,972	3½ 1,940		
Grade 1, \$1,860 to \$2,400; average, \$2,111.42—					
Junior scientists.....					
Subprofessional service—					
Grade 6, \$1,860 to \$2,400; average, \$2,111.42—					
Senior library assistant.....	1 2,000	1 2,000	1 2,000		
Grade 4, \$1,500 to \$1,860; average, \$1,680—					
Assistant scientific aid.....	1 1,680	1 1,680	1 1,680		
Grade 3, \$1,320 to \$1,680; average, \$1,500—					
Junior scientific aids.....	2 1,320	2 1,320	½ 1,320		
Grade 1, \$900 to \$1,260; average, \$1,080—					
Minor scientific helpers.....	2 960	2 960	1½ 960		
Clerical, administrative, and fiscal service—					
Grade 5, \$1,860 to \$2,400; average, \$2,111.42—					
Senior clerks.....	2 1,890	2 1,890	1 1,860		
Grade 3, \$1,500 to \$1,860; average, \$1,680—					
Clerk-stenographers.....	3 1,560	3 1,560	2 1,560		
Grade 2, \$1,320 to \$1,680; average, \$1,500—					
Junior clerks.....	3 1,320	3 1,320	½ 1,320		
Custodial service—					
Grade 2, \$900 to \$1,140; average, \$1,020—					
Junior laborers.....	3 920	3 920	2 900		
Grade 1, \$600 to \$780; average, \$690—					
Junior messenger.....	1 600	1 600	½ 660		
11 Total average number of employees.....	40	40	30½		
Total salaries, departmental service.....	89, 756. 00	89, 756. 00	74, 586. 46		

*Estimates of appropriations required for the service of the fiscal year ending June 30, 1928—Continued*

General object (title of appropriation), date of acts, references to Statutes at Large, or to Revised Statutes, and estimated amount required for each detailed object				Total amount to be appropriated under each head of appropriation	Amount appropriated for the fiscal year ending June 30, 1927
<i>General Expenses, Bureau of Home Economics—Continued.</i>					
	Estimated expenditures, 1928 appropriation	Estimated expenditures, 1927 appropriation	Expended and obligated, 1925		
Supplies and materials:					
0200 Stationery and office supplies.....	\$750.00	\$750.00	\$864.55		
0220 Scientific and educational supplies.....	2,000.00	1,500.00	3,032.34		
0230 Fuel.....			43.13		
0280 Sundry supplies.....	100.00	100.00	55.48		
0290 Materials not allocated.....			.94		
02 Total supplies and materials.....	2,850.00	2,350.00	3,996.44		
Communication service:					
0500 Telegraph service.....	50.00	50.00	58.11		
0510 Telephone service.....	650.00	650.00	667.37		
05 Total communication service.....	700.00	700.00	723.48		
Travel expenses:					
0615 Transportation.....	1,750.00	1,750.00	1,637.31		
0616 Subsistence and per diem.....	750.00	750.00	738.84		
06 Total travel expenses.....	2,500.00	2,500.00	2,376.15		
07 Transportation of things (service).....	350.00	350.00	350.76		
08 Photographing and photographs and prints.....	100.00	100.00	40.02		
10 Furnishing of heat, light, and power.....	150.00	150.00	147.76		
12 Repairs and alterations.....	500.00		1,222.30		
Equipment:					
3010 Furniture, furnishings, and fixtures.....	1,000.00	1,000.00	1,268.37		
3020 Educational, scientific, and recreational equipment.....	2,094.00	1,094.00	3,140.53		
3050 Other equipment.....			45.64		
30 Total equipment.....	3,094.00	2,094.00	4,444.54		
Reserve.....		2,000.00			
Total.....	100,000.00	100,000.00	87,887.91		
Total, Bureau of Home Economics, \$127,244, of which amount not to exceed <b>[\$118,000]</b> \$117,000 may be expended for personal services in the District of Columbia.....				\$127,244.00	\$127,244.00
<b>[ENFORCEMENT OF THE INSECTICIDE ACT]</b>					
<b>[Salaries, Enforcement of the Insecticide Act—</b> For executive officer and other personal services in the District of Columbia in accordance with the classification act of 1923 and personal services in the field, \$37,020.]					
<b>[General Expenses, Enforcement of the Insecticide Act—</b> For salaries and the employment of labor in the city of Washington and elsewhere, furniture, supplies, traveling expenses, rent outside of the District of Columbia, and for all necessary expenses, as follows:]					
<b>[To enable the Secretary of Agriculture to carry into effect the provisions of the act of April 26, 1910, entitled "An act for preventing the manufacture, sale, or transportation of adulterated or misbranded Paris greens, lead arsenates, other insecticides, and also fungicides, and for regulating traffic therein, and for other purposes," \$163,775.]</b>					
<b>[Total, enforcement of the insecticide act, \$200,795, of which amount not to exceed \$112,000 may be expended for personal services in the District of Columbia.]</b>					
NOTE.—The above language has been omitted from its present position in the bill and transferred to the new unit for food, drug, and insecticide administration.					



*Estimates of appropriations required for the service of the fiscal year ending June 30, 1928—Continued*

General object (title of appropriation), date of acts, references to Statutes at Large, or to Revised Statutes, and estimated amount required for each detailed object				Total amount to be appropriated under each head of appropriation	Amount appropriated for the fiscal year ending June 30, 1927
<b>FEDERAL HORTICULTURAL BOARD</b>					
<b>Salaries, Federal Horticultural Board—</b>					
For secretary of the board and other personal services in the District of Columbia in accordance with the classification act of 1923 and personal services in the field ( <i>act May 11, 1926, vol. 44, p. 526</i> )				\$58,510.00	\$58,510.00
	Estimated expenditures, 1928 appropriation	Estimated expenditures, 1927 appropriation	Expended and obligated, 1926		
Departmental service:					
Salaries—					
Clerical, administrative, and fiscal service—					
Grade 6, \$2,100 to \$2,700; average, \$2,400—					
Principal clerk	No. 1 Salary \$2,600	No. 1 Salary \$2,600	No. 1 Salary \$2,600		
Grade 4, \$1,680 to \$2,040; average, \$1,860—					
Clerks	6 1,920	6 1,920	5½ 1,922		
Clerk-stenographer	1 2,040	1 2,040	1 2,040		
Principal stenographers	4 1,860	4 1,860	3 1,920		
Grade 3, \$1,500 to \$1,860; average, \$1,680—					
Assistant clerks	7 1,706	7 1,706	6½ 1,709		
Senior stenographer	1 1,680	1 1,680	2 1,635		
Grade 2, \$1,320 to \$1,680; average, \$1,500—					
Junior clerk	1 1,440	1 1,440	1 1,440		
Junior stenographer	1 1,440	1 1,440	1 1,440		
Junior clerk stenographers	3 1,560	3 1,560	3 1,530		
Junior clerk typist	1 1,620	1 1,620	½ 1,560		
Custodial service—					
Grade 3, \$1,020 to \$1,260; average, \$1,140—					
Senior laborer	1 1,080	1 1,080	1 1,080		
Grade 2, \$900 to \$1,140; average, \$1,020—					
Assistant messengers	2 960	2 960	2 960		
Grade 1, \$600 to \$780; average, \$690—					
Junior messengers	2 690	1½ 600	2½ 635		
Total average number of employees	31	30½	29½		
Total salaries, departmental service	46,386.00	45,806.00	47,601.92		
The difference between 1928 and 1927 is due to increase in salaries, \$582.					
Field service:					
Salaries and wages—					
Salary range, \$2,100 to \$2,700; average, \$2,400—					
Principal clerks	2 2,492	2 2,492	2 2,350		
Salary range, \$1,860 to \$2,400; average, \$2,111.42—					
Senior clerks	2 2,010	2 2,010	2 1,950		
Salary range, \$1,500 to \$1,860; average, \$1,680—					
Assistant clerk	1 1,560	1 1,560	1 1,530		
Salary range, \$1,320 to \$1,680; average, \$1,500—					
Junior clerk	1 1,560	1 1,560	1 1,500		
Total average number of employees	6	6	6		
Total salaries and wages, field service	12,124.00	12,124.00	11,630.00		
Reserve		580.00			
01 Total personal services	58,510.00	58,510.00	59,231.92		
<b>General Expenses, Federal Horticultural Board—</b>					
For salaries and the employment of labor in the city of Washington and elsewhere, furniture, supplies, traveling expenses, rent outside of the District of Columbia, and for all other necessary expenses, as follows ( <i>acts Mar. 4, 1913, vol. 37, pp. 853, 854, sec. 1; May 11, 1926, vol. 44, p. 526</i> ):					
To enable the Secretary of Agriculture to carry into effect the provisions of the act of August 20, 1912, as amended, entitled "An act to regulate the importation of nursery stock and other plants and plant products; to enable the Secretary of Agriculture to establish and maintain quarantine districts for plant diseases and insect pests; to permit and regulate the movement of fruits, plants, and vegetables therefrom, and for other purposes"; to prevent the movement of cotton and cottonseed from Mexico into the United States, including the regulation of the entry into the United States of railway cars and other vehicles, and freight, express, baggage, or other materials from Mexico, and the inspection, cleaning, and disinfection thereof; to inspect, under such rules and regulations as the Secretary of Agriculture may prescribe, domestic fresh fruits, vegetables, and seeds, and nursery stock and other plants for propagation, when offered for export, and to certify to shippers and interested parties as to the freedom of such products from injurious plant diseases and insect pests according to the sanitary requirements of foreign countries, and to make such reasonable charges and to use such means as may be necessary to accomplish this object: <i>Provided</i> , That any moneys received in payment of charges fixed by the Secretary of Agriculture on account of such cleaning and disinfection at plants constructed therefor out of any appropriation made on account of the pink bollworm of cotton and such inspection and certification shall be covered into the Treasury as miscellaneous receipts					
[ <b>\$425,000</b> ] ( <i>same acts</i> )				450,000.00	425,000.00

*Estimates of appropriations required for the service of the fiscal year ending June 30, 1928—Continued*

General object (title of appropriation), date of acts, references to Statutes at Large, or to Revised Statutes, and estimated amount required for each detailed object	Total amount to be appropriated under each head of appropriation		Amount appropriated for the fiscal year ending June 30, 1927
General Expenses, Federal Horticultural Board—Continued			
	Estimated expenditures, 1928 appropriation	Estimated expenditures, 1927 appropriation	Expended and obligated, 1926
Departmental and scientific service:			
Salaries—			
Professional and scientific service—			
Grade 4, \$3,800 to \$5,000; average, \$4,400—	Average— No. 3 Salary \$4,200	Average— No. 3 Salary \$4,200	Average— No. 1½ Salary \$4,400
Scientists—			
Grade 3, \$3,000 to \$3,600; average, \$3,300—	9 3,310	8 3,350	7½ 3,275
Associate scientists—			
Grade 2, \$2,400 to \$3,000; average, \$2,700—	9 2,631	8½ 2,631	6¾ 2,604
Assistant scientists—			
Grade 1, \$1,860 to \$2,400; average, \$2,111.42—	2 2,160	2 2,160	2½ 2,174
Junior scientists—	1 1,860		
Junior horticulturist—			
Junior scientist (\$1.04 per hour when actually employed)—	1 1,500	1 1,500	1 1,500
Subprofessional service—			
Grade 6, \$1,860 to \$2,400; average, \$2,111.42—	1 1,860	1 1,860	1½ 1,872
Senior scientific aid—			
Clerical, administrative, and fiscal service—			
Grade 10, \$3,300 to \$3,900; average, \$3,600—	1 3,600	1 3,600	1 3,450
Junior administrative officer—			
Grade 9, \$3,000 to \$3,600; average, \$3,300—	1 3,600	1 3,600	½ 3,500
Senior administrative assistant—			
Grade 7, \$2,400 to \$3,000; average, \$2,700—	2 2,700	2 2,700	1½ 2,700
Junior administrative assistants—			
Grade 3, \$1,500 to \$1,860; average, \$1,680—	1 1,560	1 1,560	½ 1,542
Assistant clerk—			
Grade 2, \$1,320 to \$1,680; average, \$1,500—			1 1,490
Junior clerk-stenographer—	1 1,320	1 1,320	½ 1,464
Junior clerk-typist—	2 1,470	2½ 1,458	2 1,480
Junior stenographers—	2 1,560	2 1,560	2 1,500
Junior clerks—			
Custodial service—			
Grade 3, \$1,020 to \$1,260; average, \$1,140—	1 1,200	1 1,200	1 1,140
Senior laborer—			
Grade 1, \$600 to \$780; average, \$690—	1 630	1 600	½ 630
Junior messenger—			
Total average number of employees—	38	36½	32½
Total salaries, departmental service—	98,810.00	93,900.00	82,618.43
The difference between 1928 and 1927 is due to—			
Increase in salaries—	\$50		
Increase in force—	4,860		
Total increase—	4,910		
Field service:			
Salaries and wages—			
Salary range, \$3,000 to \$3,600; average, \$3,300—			
Associate inspectors—	14 3,143	13 3,154	12½ 3,123
Salary range, \$2,400 to \$3,000; average, \$2,700—			
Assistant inspectors—	35 2,636	30½ 2,677	26½ 2,656
Salary range, \$1,860 to \$2,400; average, \$2,111.42—			
Junior inspectors—	35 2,143	33½ 2,152	28½ 2,132
Fumigation mechanics—	2 2,300	2 2,300	2½ 2,325
Senior clerks—	2 1,980	2 1,980	1 1,860
Salary range, \$1,320 to \$1,680; average, \$1,500—			
Clerks—	8 1,470	8 1,470	7½ 1,424
Salary range, \$1,140 to \$1,500; average, \$1,320—			½ 1,320
Senior laborer—			
Salary range, \$1,020 to \$1,260; average, \$1,140—			4½ 1,127
Senior laborers—	5 1,128	5 1,128	½ 1,000
Salary range, \$900 to \$1,140; average, \$1,020—			
Agent—	1 1,000	1 1,000	
Total average number of regular employees—	102	95	85½
Total salaries and wages, regular employees—	238,358.00	221,408.00	197,849.94
Temporary employees at \$1 to \$1,200 per year—	150	150	148
Total salaries and wages, temporary employees—	8,000.00	8,000.00	7,553.66
Total number of employees—	252	245	233½
Total salaries and wages, field service—	246,358.00	229,408.00	205,403.60
The difference between 1928 and 1927 is due to increase in force \$16,670.			
01 Total personal services—	345,168.00	323,368.00	288,022.03
Supplies and materials:			
0200 Stationery and office supplies—	2,000.00	2,000.00	1,658.13
0220 Scientific and educational supplies—	36,000.00	35,000.00	33,659.07
0230 Fuel—	200.00	200.00	175.58
0280 Sundry supplies—	500.00	500.00	393.13
02 Total supplies and materials—	38,700.00	37,700.00	35,885.91
Communication service:			
0500 Telegraph service—	500.00	450.00	303.35
0510 Telephone service—	2,500.00	2,000.00	1,947.24
0520 Other communication service—	150.00	100.00	65.42
05 Total communication service—	3,150.00	2,550.00	2,316.01

## Estimates of appropriations required for the service of the fiscal year ending June 30, 1928—Continued

General object (title of appropriation), date of acts, references to Statutes at Large, or to Revised Statutes, and estimated amount required for each detailed object				Total amount to be appropriated under each head of appropriation	Amount appropriated for the fiscal year ending June 30, 1927
<i>General Expenses, Federal Horticultural Board—Continued.</i>					
	Estimated expenditures, 1928 appropriation	Estimated expenditures, 1927 appropriation	Expended and obligated, 1926		
Travel expenses:					
0615 Transportation.....	\$12,540.00	\$11,000.00	\$8,890.60		
0616 Subsistence.....	6,000.00	5,500.00	3,504.25		
06 Total travel expenses.....	18,540.00	16,500.00	12,394.85		
07 Transportation of things (service).....	11,500.00	11,500.00	11,416.24		
08 Photographing, and photographs and prints.....	75.00	75.00	54.30		
09 Advertising and publication of notices.....	300.00	300.00	110.80		
10 Furnishing of heat, light, and power.....	450.00	450.00	399.64		
Rents:					
1100 Rent of buildings and structures.....	6,300.00	6,000.00	5,502.18		
1110 Other rents.....	150.00	150.00	97.20		
11 Total rents.....	6,450.00	6,150.00	5,599.38		
12 Repairs and alterations.....	13,740.00	10,000.00	6,707.75		
13 Special and miscellaneous current expenses.....	800.00	700.00	455.30		
Equipment:					
3000 Passenger-carrying vehicles.....	1,055.00	305.00	323.00		
3010 Furniture, furnishings, and fixtures.....	2,872.00	2,872.00	1,412.09		
3020 Scientific equipment.....	3,200.00	2,900.00	600.13		
3050 Other equipment.....	4,000.00	3,000.00	2,705.50		
30 Total equipment.....	11,127.00	9,077.00	5,040.72		
Reserve.....		6,600.00			
Total.....	450,000.00	425,000.00	368,402.93		

*Eradication of Pink Bollworm—*

To enable the Secretary of Agriculture to meet the emergency caused by the existence of the pink bollworm of cotton in Mexico, and to prevent the establishment of such insect in the United States by the employment of all means necessary, including rent outside of the District of Columbia and the employment of persons and means in the city of Washington and elsewhere, **[\$300,000]** \$250,000, as follows (*act May 11, 1926, vol. 44, p. 626*):

To make surveys to determine the actual distribution of the pink bollworm in Mexico and to exterminate local infestations in Mexico near the border of the United States, in cooperation with the Mexican Government or local Mexican authorities (*same act*).....

\$8,860.00

To investigate in Mexico or elsewhere the pink bollworm as a basis for control measures (*same act*).....

5,000.00

To conduct surveys and inspections in Texas or in any other State to detect any infestation and to conduct such control measures, including the establishment of cotton-free areas, in cooperation with the State of Texas or other States concerned, as may be necessary to stamp out such infestation, to establish in cooperation with the States concerned a zone or zones free from cotton culture on or near the border of any State or States adjacent to Mexico, and to cooperate with the Mexican Government or local Mexican authorities, or otherwise, by undertaking in Mexico such measures for the extermination of the pink bollworm of cotton as shall be determined to be practicable from surveys showing its distribution, **[\$286,140]** \$236,140: *Provided*, That not to exceed \$200,000 may be available for reimbursement to cotton-growing States, for expenses incurred by them in connection with losses due to enforced nonproduction of cotton in certain zones in the manner and upon the terms and conditions set forth in Senate Joint Resolution Numbered 72, approved August 9, 1921: *Provided further*, That no part of the money herein appropriated shall be used to pay the cost or value of crops or other property injured or destroyed (*same act*).....

236,140.00

\$250,000.00

\$300,000.00

	Estimated expenditures, 1928 appropriation	Estimated expenditures, 1927 appropriation	Expended and obligated, 1926
SUPPRESSING SPREAD OF PINK BOLLWORM OF COTTON (COOPERATION WITH MEXICO)			
Field service:			
Salaries and wages—			
Salary range, \$2,400 to \$3,000; average, \$2,700—	Average—	Average—	Average—
Assistant inspector.....	No. 1 Salary \$2,400	No. 1 Salary \$2,400	No. 1 Salary \$2,712
Salary range, \$1,860 to \$2,400; average, \$2,111.42—			
Junior inspectors.....	2 2,300	2 2,300	
Total average number of regular employees.....	3	3	1
Total salaries and wages, regular employees.....	7,000.00	7,000.00	2,712.50

*Estimates of appropriations required for the service of the fiscal year ending June 30, 1928—Continued*

General object (title of appropriation), date of acts, references to Statutes at Large, or to Revised Statutes, and estimated amount required for each detailed object				Total amount to be appropriated under each head of appropriation	Amount appropriated for the fiscal year ending June 30, 1927
<i>Eradication of Pink Bollworm—Continued.</i>					
	Estimated expenditures, 1928 appropriation	Estimated expenditures, 1927 appropriation	Expended and obligated, 1926		
Field service—Continued.					
Salaries and wages—Continued.					
Temporary employees at \$50 to \$270 per year	Average— No. 6 Salary	Average— No. 6 Salary	Average— No. 1 Salary		
Total salaries and wages, temporary employees	150.00	150.00	15.00		
Total number of employees	9	9	2		
01 Total salaries and wages, field service	7,150.00	7,150.00	2,727.50		
Supplies and materials:					
0220 Scientific and educational supplies	100.00	2.00	2.35		
0280 Sundry supplies	5.00	1.00			
02 Total supplies and materials	105.00	3.00	2.35		
Communication service:					
0500 Telegraph service	5.00				
0520 Other communication service	2.00				
05 Total communication service	7.00				
Travel expenses:					
0615 Transportation	680.00	639.00	680.62		
0616 Subsistence	842.00	832.00	832.00		
06 Total travel expenses	1,522.00	1,471.00	1,512.62		
07 Transportation of things (service)	25.00	25.00	23.39		
12 Repairs and alterations	8.00	8.00	7.50		
Equipment:					
3020 Scientific equipment	25.00	25.00	20.77		
3050 Other equipment	18.00	18.00	17.82		
30 Total equipment	43.00	43.00	38.59		
Reserve		180.00			
Total	8,860.00	8,860.00	4,311.95		
SUPPRESSING SPREAD OF PINK BOLLWORM OF COTTON (RESEARCH INVESTIGATIONS)					
Field service:					
Salaries and wages—					
Salary range, \$2,400 to \$3,000; average, \$2,700—					
Assistant inspector	1 2,500	1 2,500			
Salary range, \$1,800 to \$2,400; average, \$2,111.42—					
Junior inspector	1 2,300	1 2,300	1 2,308		
Total average number of regular employees	1 1/2	1 1/2	1		
Total salaries and wages, regular employees	3,650.00	3,650.00	3,308.33		
Temporary employees at \$270 to \$1,440 per year	6	6	3		
Total salaries and wages, temporary employees	100.00	100.00	46.25		
Total number of employees	7 1/2	7 1/2	4		
01 Total salaries and wages, field service	3,750.00	3,750.00	2,354.58		
Supplies and materials:					
0200 Stationery and office supplies	3.00	3.00	3.15		
0220 Scientific and educational supplies	20.00	20.00	20.80		
0230 Fuel	10.00	10.00	11.80		
02 Total supplies and materials	33.00	33.00	35.75		
Communication service:					
0500 Telegraph service	1.00	1.00	1.55		
0510 Telephone service	15.00	15.00	17.05		
0520 Other communication service	1.00	1.00	1.25		
05 Total communication service	17.00	17.00	19.85		
Travel expenses:					
0615 Transportation	275.00	200.00	273.04		
0616 Subsistence	525.00	500.00	523.85		
06 Total travel expenses	800.00	700.00	796.89		
07 Transportation of things (service)	180.00	180.00	181.91		
11 Other rents	23.00	23.00	37.50		
12 Repairs and alterations	29.00	29.00	29.65		
13 Special and miscellaneous current expenses	40.00	40.00	40.00		
Equipment:					
3020 Scientific equipment	118.00	118.00	118.82		
3050 Other equipment	10.00	10.00			
30 Total equipment	128.00	128.00	118.82		
Reserve		100.00			
Total	5,000.00	5,000.00	3,614.95		

*Estimates of appropriations required for the service of the fiscal year ending June 30, 1928—Continued*

General object (title of appropriation), date of acts, references to Statutes at Large, or to Revised Statutes, and estimated amount required for each detailed object	Total amount to be appropriated under each head of appropriation				Amount appropriated for the fiscal year ending June 30, 1927			
<i>Eradication of Pink Bollworm—Continued.</i>								
	Estimated expenditures, 1928 appropriation		Estimated expenditures, 1927 appropriation		Expended and obligated, 1926			
<b>SUPPRESSING SPREAD OF PINK BOLLWORM OF COTTON (ERADICATION)</b>								
Departmental service:								
Salaries—								
Professional and scientific service—								
Grade 4, \$3,800 to \$5,000; average, \$4,400—	Average—		Average—		Average—			
Scientist.....	No.	Salary	No.	Salary	No.	Salary		
Grade 3, \$3,000 to \$3,600; average, \$3,300—								
Associate scientists.....	1	\$3,100	1	\$3,100	1	\$3,080		
Grade 1, \$1,860 to \$2,400; average, \$2,111.42								
Junior scientist.....					1	1,860		
Subprofessional service—								
Grade 3, \$1,320 to \$1,680; average, \$1,500—								
Underlibrary assistant.....					1	1,500		
Clerical, administrative, and fiscal service—								
Grade 10, \$3,300 to \$3,900; average, \$3,600—								
Junior administrative officer.....					1	3,900		
Grade 9, \$3,000 to \$3,600; average, \$3,300—								
Administrative officer.....					1	3,500		
Grade 7, \$2,400 to \$3,000; average, \$2,700—								
Junior administrative assistant.....					1	2,800		
Grade 6, \$2,100 to \$2,700; average, \$2,400—								
Principal clerks.....	2	2,700	2	2,700	2	2,700		
Grade 3, \$1,500 to \$1,860; average, \$1,680—								
Assistant clerk.....			1	1,680	1	1,680		
Grade 2, \$1,320 to \$1,680; average, \$1,500—								
Junior clerks.....	3	1,423	2	1,423	2	1,480		
Custodial service—								
Grade 2, \$900 to \$1,140; average, \$1,020—								
Junior laborer.....	1	960	1	960	1	960		
Total average number of employees.....	7		7		8			
Total salaries, departmental service.....		13,720.00		14,000.00		18,357.98		
The difference between 1928 and 1927 is due to transfer of employees to item for <i>Thurberia weevil</i> , \$280.								
Field service:								
Salaries and wages—								
Salary range, \$3,800 to \$5,000; average, \$4,400—								
Administrative officer.....	1	4,000	1	4,000	1	4,000		
Entomologist.....	1	3,800	1	3,800				
Salary range, \$3,000 to \$3,600; average, \$3,300—								
Associate inspectors.....					1	3,174		
Salary range, \$2,400 to \$3,000; average, \$2,700—								
Assistant inspectors.....	9	2,700	9	2,700	9	2,631		
Salary range, \$1,860 to \$2,400; average, \$2,111.42—								
Junior inspectors.....	40	2,233	39	2,233	41	2,122		
Field assistants.....	3	1,860	3	1,860	3	1,860		
Junior mechanical engineer.....	1	2,100	1	2,100	1	1,860		
Senior clerk.....	1	1,860	1	1,860				
Collaborator.....	1	360	1	360	1	360		
Salary range, \$1,500 to \$1,860; average, \$1,680—								
Field assistant.....	1	1,800	1	1,800	1	1,740		
Junior scientific aid.....	1	1,680	1	1,680				
Clerk.....	1	1,560	1	1,560	1	1,800		
Salary range, \$1,140 to \$1,500; average, \$1,320—								
Field assistant.....	2	1,470	2	1,470	1	1,341		
Junior clerks.....					2	1,470		
Total average number of regular employees.....	62		61		63			
Total salaries and wages, regular employees.....		139,300.00		138,034.00		136,963.34		
Temporary employees at \$1 to \$1,200 per year.....								
Total salaries and wages, temporary employees.....	20	734.00	75	4,000.00	70	3,251.08		
Total number of employees.....	82		136		133			
Total salaries and wages, field service.....		140,034.00		142,034.00		140,214.42		
The difference between 1928 and 1927 is due to decrease in force, \$2,000.								
01 Total personal services.....		153,754.00		156,034.00		158,572.40		
Supplies and materials:								
0200 Stationery and office supplies.....		1,000.00		2,000.00		975.02		
0220 Scientific and educational supplies.....		3,000.00		5,000.00		4,119.61		
0230 Fuel.....		500.00		500.00		364.19		
0280 Sundry supplies.....		180.00		200.00		176.59		
02 Total supplies and materials.....		4,680.00		7,700.00		5,635.41		
Communication service:								
0500 Telegraph service.....		300.00		500.00		317.69		
0510 Telephone service.....		1,000.00		1,500.00		1,001.75		
0520 Other communication service.....		25.00		25.00		13.15		
05 Total communication service.....		1,325.00		2,025.00		1,332.59		

## Estimates of appropriations required for the service of the fiscal year ending June 30, 1928—Continued

General object (title of appropriation), date of acts, references to Statutes at Large, or to Revised Statutes, and estimated amount required for each detailed object

Total amount to be appropriated under each head of appropriation

Amount appropriated for the fiscal year ending June 30, 1927

## Eradication of Pink Bollworm—Continued.

	Estimated expenditures, 1928 appropriation	Estimated expenditures, 1927 appropriation	Expended and obligated, 1926
Travel expenses:			
0615 Transportation.....	\$13,600.00	\$14,000.00	\$11,243.18
0616 Subsistence.....	32,700.00	33,800.00	26,398.91
06 Total travel expenses.....	46,300.00	47,800.00	37,642.09
07 Transportation of things (service).....	13,000.00	14,000.00	12,723.23
08 Photographing and photographs and prints.....	131.00	131.00	32.79
09 Advertising and publication of notices.....	100.00	100.00	24.84
10 Furnishing of heat, light, and power.....	200.00	200.00	95.99
Rents:			
1100 Rent of buildings and structures.....	4,200.00	4,200.00	4,158.00
1110 Other rents.....	250.00	250.00	191.27
11 Total rents.....	4,450.00	4,450.00	4,349.27
12 Repairs and alterations.....	5,000.00	6,000.00	4,059.77
13 Special and miscellaneous current expenses.....	1,000.00	1,000.00	891.13
Equipment:			
3000 Passenger-carrying vehicles.....	2,600.00		1,479.70
3010 Furniture, furnishings, and fixtures.....	500.00	2,000.00	668.98
3020 Scientific equipment.....	100.00	500.00	37.45
3050 Other equipment.....	3,000.00	4,000.00	3,278.83
30 Total equipment.....	6,200.00	6,500.00	5,464.96
Reserve.....		5,200.00	
Total.....	236,140.00	251,140.00	230,824.47

## Eradication of the Parlatoria Date Scale—

To enable the Secretary of Agriculture to meet the emergency caused by the existence of the Parlatoria date scale in California, Arizona, or any other State, and to provide means for the extermination of this insect in California, Arizona, or elsewhere in the United States, in cooperation with the States concerned [ "\$21,760" ] (act May 11, 1926, vol. 44, p. 527) -----

\$19,000.00

\$21,760.00

	Estimated expenditures, 1928 appropriation	Estimated expenditures, 1927 appropriation	Expended and obligated, 1926
Field service:			
Salaries and wages—			
Salary range, \$3,000 to \$3,600; average, \$3,300—	Average—	Average—	Average—
Associate inspector.....	No. 1 Salary \$3,000	No. 1 Salary \$3,000	No. 1 Salary \$3,000
Salary range, \$2,400 to \$3,000; average, \$2,700—			
Assistant inspector.....	1 2,400	1 2,400	1 2,400
Salary range, \$1,860 to \$2,400; average, \$2,111.42—			
Scientific aid.....	1 1,860	1 1,860	1 1,860
Scientific aid (\$6.50 per day, when actually employed).....	1 1,200	1 1,200	1 1,200
Salary range, \$1,320 to \$1,680; average, \$1,500—			
Junior scientific aids.....	2 1,560	2 1,560	1 1,541
Unskilled laborers.....	3 1,440	4 1,440	4 1,440
Salary range, \$780 to \$1,020; average, \$900—			
Agent (\$2.50 per day, when actually employed).....	1 780	1 780	1 770
Total average number of regular employees.....	10	11	11
Total salaries and wages, regular employees.....	16,680.00	18,120.00	18,785.23
Temporary employees at \$1,260 to \$2,700 per year.....	2	5	3
Total salaries and wages, temporary employees.....	270	700	298
Total number of employees.....	12	16	14
Total salaries and wages, field service.....	16,950.00	18,820.00	19,083.23
The difference between 1928 and 1927 is due to decrease in force, \$1,870.			
Supplies and materials:			
0200 Stationery and office supplies.....			.60
0220 Scientific and educational supplies.....	120.00	150.00	156.40
0280 Sundry supplies.....	10.00	10.00	6.82
02 Total supplies and materials.....	130.00	160.00	163.82
Communication service:			
0500 Telegraph service.....	14.00	14.00	9.88
0520 Other communication service.....	1.00	1.00	.30
05 Total communication service.....	15.00	15.00	10.18
Travel expenses:			
0615 Transportation.....	1,300.00	1,600.00	1,517.18
0616 Subsistence.....	500.00	600.00	563.21
06 Total travel expenses.....	1,800.00	2,200.00	2,080.39
07 Transportation of things (service).....	20.00	50.00	33.39
12 Repairs and alterations.....	10.00	10.00	8.91
30 Other equipment.....	75.00	75.00	66.78
Reserve.....		430.00	
Total.....	19,000.00	21,760.00	21,448.70

*Estimates of appropriations required for the service of the fiscal year ending June 30, 1928—Continued*

General object (title of appropriation), date of acts, references to Statutes at Large, or to Revised Statutes, and estimated amount required for each detailed object				Total amount to be appropriated under each head of appropriation	Amount appropriated for the fiscal year ending June 30, 1927
<b>Enforcement of the <i>Thurberia Weevil</i> Quarantine—</b> <i>To enable the Secretary of Agriculture to establish a quarantine to prevent the spread of the <i>Thurberia weevil</i>, under the Federal plant quarantine act of August 20, 1912, as amended, including the employment of persons and means in the city of Washington and elsewhere, cooperation with the States, and all other necessary expenses (submitted)</i>				\$35, 000. 00	
	Estimated expenditures, 1928 appropriation	Estimated expenditures, 1927 appropriation	Expended and obligated, 1926		
Departmental service:					
Clerical, administrative, and fiscal service—					
Grade 3, \$1,500 to \$1,860; average, \$1,680—	Average—	Average—	Average—		
Assistant clerk	No. 1 Salary \$1,680	No. 1½ Salary \$1,680	No. 1 Salary		
Total average number of employees	1	1½	1		
Total salaries, departmental service	1,680	1,400			
The difference between 1928 and 1927 is due to increase in force, \$280.					
Field service:					
Salaries and wages—					
Salary range, \$3,000 to \$3,600; average, \$3,300—					
Associate inspector	1 3,000	1 3,000			
Salary range, \$2,400 to \$3,000; average, \$2,700—					
Assistant inspectors	2 2,550	2 2,550			
Salary range, \$1,860 to \$2,400; average, \$2,111.42—					
Junior inspectors	8 2,165	8 2,165			
Total average number of regular employees	11	11			
Total salaries and wages, regular employees	25,420	25,420			
Temporary employees at salaries ranging from \$1 to \$1,200 per year	6	6			
Total salaries and wages, temporary employees	200	200			
Total number of employees, field service	17	17			
Total salaries and wages, field service	25,620	25,620			
01 Total personal services	27,300	27,020			
Supplies and materials:					
0200 Stationery and office supplies	300	300			
0220 Scientific and educational supplies	200	200			
0230 Fuel	50	50			
02 Total supplies and materials	550	550			
Communication service:					
0500 Telegraph service	100.00	100.00			
0510 Telephone service	200.00	200.00			
0520 Other communication service	25.00	25.00			
05 Total communication service	325.00	325.00			
Travel expenses:					
0615 Transportation	1,500.00	1,500.00			
0616 Subsistence	2,500.00	2,500.00			
06 Total travel expenses	4,000.00	4,000.00			
07 Transportation of things (service)	1,100.00	1,000.00			
09 Advertising and publication of notices	25.00	25.00			
11 Rent of buildings and structures	400.00	400.00			
12 Repairs and alterations	300.00	300.00			
13 Special and miscellaneous current expenses	100.00	100.00			
Equipment:					
3010 Furniture, furnishings, and fixtures	400.00	400.00			
3020 Scientific equipment	100.00	80.00			
3050 Other equipment	400.00	300.00			
30 Total equipment	900.00	780.00			
Reserve		500.00			
Total	35,000.00	35,000.00			
Total, Federal Horticultural Board, [\$805,270] \$812,510, of which amount not to exceed \$157,000 may be expended for personal services in the District of Columbia				812, 510. 00	\$805, 270. 00

## Estimates of appropriations required for the service of the fiscal year ending June 30, 1928—Continued

General object (title of appropriation), date of acts, references to Statutes at Large, or to Revised Statutes, and estimated amount required for each detailed object	Total amount to be appropriated under each head of appropriation		Amount appropriated for the fiscal year ending June 30, 1927
<b>Enforcement of Packers and Stockyards Act—</b>			
To enable the Secretary of Agriculture to carry into effect the provisions of the packers and stockyards act, approved August 15, 1921, <b>[\$440,000]</b> \$420,000, of which amount not to exceed \$125,000 may be expended for personal services in the District of Columbia: <i>Provided</i> , That the Secretary of Agriculture may require reasonable bonds from every market agency and dealer, under such rules and regulations as he may prescribe, to secure the performance of their obligations, and whenever, after due notice and hearing, the Secretary finds any registrant is insolvent or has violated any provision of said act, he may issue an order suspending such registrant for a reasonable specified period. Such order of suspension shall take effect within not less than five days unless suspended or modified or set aside by the Secretary of Agriculture or a court of competent jurisdiction ( <i>acts Aug. 15, 1921, vol. 42, pp. 187-191, sec. 1; May 11, 1926, vol. 44, p. 527</i> )			
	\$420, 000. 00		\$440, 000. 00
	Estimated expenditures, 1928 appropriation	Estimated expenditures, 1927 appropriation	Expended and obligated, 1926
<b>Departmental service:</b>			
<b>Salaries—</b>			
Professional and scientific service—			
Grade 6, \$6,000 to \$7,500; average, \$6,750—	<i>Average—</i>	<i>Average—</i>	<i>Average—</i>
Chief administrative officer	No. 1 Salary \$6,000	No. 1 Salary \$6,000	No. 1 Salary \$6,000
Grade 5, \$5,200 to \$6,000; average, \$5,600—			
Assistant chief	1 5,400	1 5,400	1 5,200
Senior agricultural economist	1 5,400	1 5,400	1 5,300
Senior attorney			1 5,200
Grade 4, \$3,800 to \$5,000; average, \$4,400—			
Attorneys	3 4,267	3 4,267	2 4,500
Weighing engineer	1 4,200	1 4,200	1 4,100
Economist	1 4,000	1 4,000	1 4,000
Grade 3, \$3,000 to \$3,600; average, \$3,300—			
Associate economist			1 3,200
Clerical, administrative, and fiscal service—			
Grade 12, \$5,200 to \$6,000; average, \$5,600—			
Chief business specialist			1 6,000
Chief administrative officer			1 5,600
Chief accountant	1 5,200	1 5,200	
Grade 11, \$3,800 to \$5,000; average, \$4,400—			
Assistant chief accountant			1 4,600
Assistant chief statistician	1 4,000	1 4,000	1 4,000
Specialist in livestock investigations	1 3,800	1 3,800	1 3,800
Assistant chief business specialist	1 3,800	1 3,800	
Grade 9, \$3,000 to \$3,600; average, \$3,300—			
Associate economist	1 3,600	1 3,600	1 3,600
Accountant	1 3,000	1 3,000	1 3,000
Grade 7, \$2,400 to \$3,000; average, \$2,700—			
Junior administrative assistants	2 2,700	2 2,700	2 2,700
Grade 6, \$2,100 to \$2,700; average, \$2,400—			
Chief stenographer	1 2,700	1 2,700	1 2,700
Principal clerks	2 2,550	2 2,550	2 2,550
Principal clerk-stenographer	1 2,100	1 2,100	1 2,100
Grade 4, \$1,680 to \$2,040; average, \$1,860—			
Clerk-stenographers	2 2,040	2 2,040	1 2,040
Clerks	4 1,800	4 1,800	5 1,830
Grade 3, \$1,500 to \$1,860; average, \$1,680—			
Assistant clerk-stenographer	1 1,860	1 1,860	1 1,860
Senior stenographers	6 1,580	6 1,580	6 1,585
Assistant clerks	9 1,620	9 1,620	10 1,570
Grade 2, \$1,320 to \$1,680; average, \$1,500—			
Senior typist	1 1,680	1 1,680	1 1,515
Junior stenographer			1 1,470
Junior clerks	2 1,470	2 1,470	2 1,470
Grade 1, \$1,140 to \$1,500; average, \$1,320—			
Underclerk	1 1,140	1 1,140	1 1,140
<b>Custodial service—</b>			
Grade 3, \$1,020 to \$1,260; average, \$1,140—			
Laborer	1 1,200	1 1,200	1 1,200
Grade 2, \$900 to \$1,140; average, \$1,080—			
Assistant messenger	1 900	1 900	1 930
Junior laborers	2 1,050	2 1,050	2 960
Charwoman (part time)	1 490	1 490	1 488
Grade 1, \$700 to \$780; average, \$690—			
Junior messenger			1 660
Total average number of employees	51 1/2	51 1/2	53 1/2
Total salaries, departmental service	125, 000. 00	125, 000. 00	124, 980. 28
<b>Field service:</b>			
<b>Salaries and wages—</b>			
Salary range, \$5,200 to \$6,000; average, \$5,600—			
Chief valuation engineer	1 5,200	1 5,200	1 5,200
Salary range, \$3,800 to \$5,000; average, \$4,400—			
Division supervisor			2 4,333
Senior field assistants	2 4,100	2 4,100	
Assistant chief accountant	1 4,600	1 4,600	1 4,600
Valuation engineer	1 3,800	1 3,800	1 3,800
Salary range, \$3,300 to \$3,900; average, \$3,600—			
District supervisors	19 3,489	20 3,480	20 3,429
Senior accountants	2 3,900	3 3,700	2 3,733



*Estimates of appropriations required for the service of the fiscal year ending June 30, 1928—Continued*

(General object (title of appropriation), date of acts, references to Statutes at Large, or to Revised Statutes, and estimated amount required for each detailed object)				Total amount to be appropriated under each head of appropriation	Amount appropriated for the fiscal year ending June 30, 1927
<b>Enforcement of Packers and Stockyards Act—Continued.</b>					
	Estimated expenditures, 1928 appropriation	Estimated expenditures, 1927 appropriation	Expended and obligated, 1926		
Field service—Continued.					
Salaries and wages—Continued.					
Salary range, \$3,000 to \$3,600; average, \$3,300—	Average—	Average—	Average—		
Associate district supervisors.....	No. Salary	No. Salary	No. Salary		
Associate weight supervisor.....	2 \$3,100	2 \$3,100	1 \$3,000		
Stockyard appraiser.....	1 3,200	1 3,200	1 3,150		
Salary range, \$2,700 to \$3,300; average, \$3,000—					
Assistant district supervisors.....	1 3,000	1 3,000	2 2,850		
Associate accountants.....	11 2,918	11 2,918	12 2,828		
Salary range, \$2,400 to \$3,000; average, \$2,700—					
Assistant accountants.....	4 2,400	3 2,400	1 2,400		
Junior district supervisors.....	2 2,400	1 2,400			
Assistant weight supervisor.....	1 2,400	1 2,400			
Salary range, \$2,100 to \$2,700; average, \$2,400—					
Chief stenographer.....	1 2,400	1 2,400	1 2,350		
Salary range, \$1,800 to \$2,400; average, \$2,111.42—					
Senior accounting and auditing assistants.....	2 1,860	2 1,860	1 1,860		
Salary range, \$1,680 to \$2,040; average, \$1,860—					
Clerk-stenographers.....	3 1,720	3 1,720	2 1,700		
Clerk.....	1 1,800	1 1,800	1 1,920		
Salary range, \$1,500 to \$1,860; average, \$1,680—					
Assistant clerks.....	2 1,650	2 1,650	3 1,680		
Assistant clerk-stenographers.....	15 1,540	15 1,540	14 1,506		
Salary range, \$1,320 to \$1,680; average, \$1,500—					
Junior clerk-stenographers.....	3 1,320	2 1,320	1 1,320		
Charwoman (part time).....	1 348	1 348	1 336		
Total average number of employees.....	77	76	70 1/2		
Total salaries and wages, field service.....	204,186.00	204,666.00	190,561.84		
Temporary employees, at \$1,320 to \$3,000 per year..	1 1/2	5	2 1/2		
Total salaries and wages, temporary employees.....	3,000.00	10,000.00	3,461.59		
Total number of employees.....	78 1/2	81	73 1/2		
Total salaries and wages, field service.....	207,186.00	214,666.00	194,023.43		
The difference between 1928 and 1927 is due to decrease in force, \$7,480.					
01 Total personal services.....	332,186.00	339,666.00	319,003.71		
02 Supplies and materials.....	2,980.00	3,500.00	3,420.78		
Communication service:					
0500 Telegraph service.....	1,000.00	1,000.00	777.62		
0510 Telephone service.....	2,350.00	2,350.00	2,105.33		
0520 Other communication service.....	50.00	50.00	22.54		
05 Total communication service.....	3,400.00	3,400.00	2,905.49		
Travel expenses:					
0615 Transportation.....	27,000.00	27,000.00	26,294.28		
0616 Subsistence.....	32,000.00	32,000.00	27,187.33		
06 Total travel expenses.....	59,000.00	59,000.00	53,481.61		
07 Transportation of things.....	1,500.00	1,500.00	1,521.27		
Printing, binding, etc.:					
0820 Stenographic job work.....	1,000.00	1,000.00	920.80		
0830 Photographic work.....	300.00	300.00	74.16		
08 Total printing and binding, etc.....	1,300.00	1,300.00	994.96		
10 Furnishing of heat, light, and power.....	50.00	50.00	48.95		
Rents:					
1100 Rent of buildings.....	13,204.00	13,204.00	11,543.29		
1110 Rent of equipment.....	200.00	1,000.00	33.01		
11 Total rents.....	13,404.00	14,204.00	11,576.30		
12 Repairs and alterations.....	800.00	800.00	939.12		
13 Special and miscellaneous expenses.....	1,580.00	1,580.00	1,736.37		
30 Equipment (furniture and fixtures).....	3,800.00	5,000.00	5,786.49		
Reserve.....		10,000.00			
Total.....	420,000.00	440,000.00	401,415.05		

## Estimates of appropriations required for the service of the fiscal year ending June 30, 1928—Continued

General object (title of appropriation), date of acts, references to Statutes at Large, or to Revised Statutes, and estimated amount required for each detailed object	Total amount to be appropriated under each head of appropriation		Amount appropriated for the fiscal year ending June 30, 1927
<b>Enforcement of the Grain Futures Act—</b> To enable the Secretary of Agriculture to carry into effect the provisions of the grain futures act, approved September 21, 1922, [ <b>\$121,530</b> ], <b>\$135,000</b> , of which amount not to exceed \$25,000 may be expended for personal services in the District of Columbia ( <i>acts Aug. 24, 1921, vol. 42, pp. 159-160, sec. 1; Sept. 21, 1922, vol. 42, pp. 998-1008, sec. 1; May 11, 1926, vol. 44, p. 527</i> )	<b>\$135,000.00</b>		<b>\$121,530.00</b>
	Estimated expenditures, 1928 appropriation	Estimated expenditures, 1927 appropriation	Expended and obligated, 1926
<b>Departmental service:</b>			
Salaries—			
Professional and scientific service—			
Grade 6, \$6,000 to \$7,500; average, \$6,750—	Average—	Average—	Average—
Chief administrative officer	No. 1 Salary \$6,000	No. 1 Salary \$6,000	No. 1 Salary \$6,000
Grade 5, \$5,200 to \$6,000; average, \$5,600—	1 5,200	1 5,200	1 5,200
Economist in future trading—			
Clerical, administrative, and fiscal service—			
Grade 11, \$3,800 to \$5,000; average, \$4,400—			
Assistant chief administrative officer	1 3,800	1 3,800	1 3,800
Grade 8, \$2,700 to \$3,300; average, \$3,000—			
Administrative assistant	1 2,700	1 2,700	
Grade 6, \$2,100 to \$2,700; average, \$2,400—			
Principal clerk			1 2,600
Grade 5, \$1,880 to \$2,400; average, \$2,111.42—			
Senior clerk-stenographer	1 2,000	1 2,000	1 1,860
Grade 4, \$1,680 to \$2,040; average, \$1,860—			
Clerk-stenographer	1 1,680	1 1,680	1 2,040
Statistical clerks	2 1,680	2 1,680	1 1,680
Grade 3, \$1,500 to \$1,860; average, \$1,680—			
Assistant clerk-stenographer	1 1,500	1 1,500	
Custodial service—			
Grade 1, \$600 to \$780; average, \$690—			
Junior messenger	1 600	1 600	
Office laborer (40 cents per hour)	1 490	1 490	1 488
Total average number of employees	10 1/2	10 1/2	5
Total salaries, departmental service	25,000	25,000	13,453
<b>Field service:</b>			
Salaries and wages—			
Salary range, \$5,200 to \$6,000; average, \$5,600—			
Senior grain exchange supervisors	1 5,400	1 5,400	1 5,200
Salary range, \$3,800 to \$5,000; average, \$4,400—			
Grain exchange supervisors	6 3,966	6 3,960	5 3,920
Senior auditor	1 3,800	1 3,800	
Associate agricultural economist	1 4,200	1 4,200	1 4,200
Salary range, \$3,000 to \$3,600; average, \$3,300—			
Specialist in future trading			1 3,000
Auditor	1 3,000	1 3,000	
Salary range, \$2,100 to \$2,700; average, \$2,400—			
Junior grain exchange supervisor	2 2,200	1 2,200	1 2,200
Salary range, \$1,860 to \$2,400; average, \$2,111.42—			
Senior clerk	1 2,000	1 2,000	1 1,960
Salary range, \$1,680 to \$2,040; average, \$1,860—			
Clerks	2 1,740	2 1,740	2 1,680
Statistical clerks	2 1,740	1 1,740	1 1,710
Salary range, \$1,500 to \$1,860; average, \$1,680—			
Assistant clerks	8 1,553	8 1,553	7 1,550
Senior stenographers	2 1,620	1 1,560	1 1,590
Assistant clerk-stenographer	1 1,500	1 1,500	
Salary range, \$1,320 to \$1,680; average, \$1,500—			
Junior stenographer	1 1,320	1 1,320	1 1,320
Junior clerk	1 1,320	1 1,320	1 1,320
Junior operators	3 1,600	3 1,600	3 1,600
Salary range, \$1,140 to \$1,500; average, \$1,320—			
Underclerk-typist	1 1,200	1 1,200	1 1,200
Salary range, \$1,020 to \$1,260; average, \$1,140—			
Messenger	1 1,260	1 1,260	1 1,260
Salary range, \$900 to \$1,140; average, \$1,020—			
Assistant messenger	1 900	1 900	1 900
Salary range, part time, cooperative employee—			
Grain exchange supervisor	1 900	1 900	1 900
Total average number of regular employees	36 1/2	32 1/2	29 1/2
Total salaries and wages, regular employees	80,920.00	70,967.00	63,613.09
Temporary employees at \$1,320 to \$3,000 per year—			
Total salaries and wages, temporary employees	1 2,720.00	2 3,093.00	3 4,189.49
Total number of employees	38	34 1/2	32 1/2
Total salaries and wages, field service	83,640.00	74,060.00	67,802.58
The difference between 1928 and 1927 is due to increase in force, \$9,560.			
01 Total personal services	108,640.00	99,060.00	81,255.58
02 Supplies and materials	3,300.00	2,500.00	1,844.16
Communication service:			
0500 Telegraph service	250.00	250.00	111.25
0510 Telephone service	590.00	550.00	549.92
0520 Other communication service	10.00	10.00	3.34
05 Total communication service	850.00	810.00	664.51

*Estimates of appropriations required for the service of the fiscal year ending June 30, 1928—Continued*

General object (title of appropriation), date of acts, references to Statutes at Large, or to Revised Statutes, and estimated amount required for each detailed object

Total amount to be appropriated under each head of appropriation

Amount appropriated for the fiscal year ending June 30, 1927

*Enforcement of the Grain Futures Act—Continued.*

	Estimated expenditures, 1928 appropriation	Estimated expenditures, 1927 appropriation	Expended and obligated, 1926
Travel expenses:			
0615 Transportation.....	\$3,600.00	\$3,500.00	\$2,844.98
0616 Subsistence.....	3,250.00	3,250.00	2,568.15
06 Total travel expenses.....	6,850.00	6,750.00	5,413.13
07 Transportation of things.....	570.00	400.00	437.86
Printing, binding, etc.:			
0820 Stenographic job work.....	50.00	50.00	11.32
0830 Photographic work.....	50.00	50.00	
08 Total printing and binding, etc.....	100.00	100.00	11.32
10 Furnishing of heat, light, and power.....	300.00	300.00	235.64
Rents:			
1100 Rent of buildings.....	7,500.00	6,500.00	6,330.02
1110 Rent of equipment.....	2,500.00	2,500.00	1,922.50
11 Total rents.....	10,000.00	9,000.00	8,252.52
12 Repairs and alterations.....	250.00	250.00	65.11
13 Special and miscellaneous current expenses.....	500.00	500.00	431.49
30 Equipment (furniture and fixtures).....	3,640.00	1,840.00	1,421.67
Total.....	135,000.00	121,530.00	100,033.10

*Food, Drug, and Insecticide Administration—*

[NOTE.—In connection with the consolidation in the Bureau of Chemistry and Soils of all the research work of the department on chemistry and soils, it is proposed to establish a regulatory unit, to be known as the food, drug, and insecticide administration, to take over the law enforcement activities of the present Bureau of Chemistry, including the work under the food and drugs act, tea act, naval stores act, and cooperation with other departments of the Government in the administration of various laws requiring analytical work for their proper enforcement, and also the enforcement of the insecticide act.]

*Salaries, Food, Drug, and Insecticide Administration—*

*For chief of administration and other personal services in the District of Columbia in accordance with the classification act of 1923 and for personal services in the field (act May 11, 1926, vol. 44, p. 515)*

\$264,260.00

\$269,903.00

	Estimated expenditures, 1928 appropriation	Estimated expenditures, 1927 appropriation	Expended and obligated, 1926
Departmental service:			
Salaries—			
Professional and scientific service—			
Grade 6, \$6,000 to \$7,500; average, \$6,750—			
Chief of administration.....	Average— No. 1 Salary \$6,500	Average— No. 1 Salary \$6,500	Average— No. 1 Salary \$6,500
Grade 2, \$2,400 to \$3,000; average, \$2,700—			
Assistant librarian.....	1 2,400	1 2,400	1 2,400
Subprofessional service—			
Grade 6, \$1,860 to \$2,400; average, \$2,111.42—			
Senior library assistant.....			1 2,300
Grade 5, \$1,680 to \$2,040; average, \$1,860—			
Laboratory mechanic.....	1 2,040	1 2,040	1 2,040
Scientific aid.....			1 1,680
Grade 4, \$1,500 to \$1,860; average, \$1,680—			
Assistant scientific aids.....	1 1,500	1 1,500	1 1,500
Library assistant.....			1 1,860
Grade 1, \$900 to \$1,260; average, \$1,080—			
Minor scientific helpers.....	7 1,072	7 1,072	7 1,072
Library aid.....	1 900	1 900	1 900
Clerical, administrative, and fiscal service—			
Grade 7, \$2,400 to \$3,000; average, \$2,700—			
Assistant administrative officers.....	2 2,800	2 2,800	2 2,800
Assistant editor.....	1 2,700	1 2,700	
Grade 6, \$2,100 to \$2,700; average, \$2,400—			
Principal clerks.....	1 2,500	1 2,500	1 2,453
Principal translator.....	1 2,100	1 2,100	1 2,100
Grade 5, \$1,860 to \$2,400; average, \$2,111.42—			
Senior clerks.....	9 2,068	9 2,068	9 2,060
Grade 4, \$1,680 to \$2,040; average, \$1,860—			
Clerks.....	8 1,770	8 1,770	8 1,773
Grade 3, \$1,500 to \$1,860; average, \$1,680—			
Assistant clerks.....	15 1,620	15 1,620	14 1,654
Grade 2, \$1,320 to \$1,680; average, \$1,500—			
Junior clerks.....	10 1,428	9 1,428	11 1,438
Junior operative.....	1 1,500	1 1,500	1 1,440

*Estimates of appropriations required for the service of the fiscal year ending June 30, 1928—Continued*

General object (title of appropriation), date of acts, references to Statutes at Large, or to Revised Statutes, and estimated amount required for each detailed object	Total amount to be appropriated under each head of appropriation				Amount appropriated for the fiscal year ending June 30, 1927	
<i>Food, Drug, and Insecticide Administration—Continued.</i>						
	Estimated expenditures, 1928 appropriation		Estimated expenditures, 1927 appropriation		Expended and obligated, 1926	
Departmental service—Continued.						
Salaries—Continued.						
Custodial service—						
Grade 7, \$1,680 to \$2,040; average, \$1,860—						
Senior mechanic.....						
Grade 4, \$1,140 to \$1,500; average, \$1,320—						
Undercustodians.....						
Grade 3, \$1,020 to \$1,260; average, \$1,140—						
Minor custodians.....						
Grade 2, \$900 to \$1,140; average, \$1,020—						
Office laborer.....						
Office laborers (charwomen).....						
Grade 1, \$600 to \$780; average, \$690—						
Junior messengers.....						
Total average number of employees.....						
Total salaries, departmental service.....						
The difference between 1928 and 1927 is due to increase in force, \$1,000.						
Field service:						
Salaries and wages—						
Salary range, \$2,400 to \$3,000; average, \$2,700—						
Assistant administrative officers.....						
Salary range, \$2,100 to \$2,700; average, \$2,400—						
Principal clerk.....						
Salary range, \$1,860 to \$2,400; average, \$2,111.42—						
Senior clerks.....						
Salary range, \$1,680 to \$2,040; average, \$1,860—						
Clerks.....						
Salary range, \$1,500 to \$1,860; average, \$1,680—						
Assistant clerks.....						
Assistant scientific aids.....						
Assistant mechanic.....						
Salary range, \$1,320 to \$1,680; average, \$1,500—						
Junior clerks.....						
Junior scientific aids.....						
Salary range, \$1,140 to \$1,500; average, \$1,320—						
Underclerks.....						
Under scientific helpers.....						
Salary range, \$900 to \$1,260; average, \$1,080—						
Minor scientific helpers.....						
Messenger.....						
Unskilled laborer.....						
Salary range, \$600 to \$780; average, \$690—						
Assistant messenger.....						
Total average number of employees.....						
Total salaries and wages, field service.....						
Reserve.....						
Total personal services.....						
Less salary lapses.....						
01 Net personal services.....						

*Estimates of appropriations required for the service of the fiscal year ending June 30, 1928—Continued*

General object (title of appropriation), date of acts, references to Statutes at Large, or to Revised Statutes, and estimated amount required for each detailed object		Total amount to be appropriated under each head of appropriation	Amount appropriated for the fiscal year ending June 30, 1927																																																																																																																																								
<p><b>General Expenses, Food, Drug, and Insecticide Administration—</b> For all necessary expenses, for chemical apparatus, chemicals and supplies, repairs to apparatus, gas, electric current, official traveling expenses, telegraph and telephone service, express and freight charges, for the employment of such assistants, clerks, and other persons as the Secretary of Agriculture may consider necessary for the purposes named, in the city of Washington and elsewhere, in conducting investigations; collecting, reporting, and illustrating the results of such investigations; and for rent outside of the District of Columbia for carrying out the investigations and work herein authorized as follows (acts June 3, 1902, vol. 32, p. 296, sec. 1; June 30, 1906, vol. 34, pp. 768-770, sec. 1; May 11, 1926, vol. 44, p. 515): For collaboration with other departments of the Government desiring chemical investigations and whose heads request the Secretary of Agriculture for such assistance, and for other miscellaneous work (act May 11, 1926, vol. 44, p. 515)-----</p>		\$13, 865. 00																																																																																																																																									
	<table><thead><tr><th></th><th>Estimated expenditures, 1928 appropriation</th><th>Estimated expenditures, 1927 appropriation</th><th>Expended and obligated, 1926</th></tr></thead><tbody><tr><td>Departmental service:</td><td></td><td></td><td></td></tr><tr><td>Salaries—</td><td></td><td></td><td></td></tr><tr><td>Professional and scientific service—</td><td></td><td></td><td></td></tr><tr><td>Grade 4, \$3,800 to \$5,000; average, \$4,400—</td><td></td><td></td><td></td></tr><tr><td>Chemists.....</td><td>Average— No. 2 Salary \$4,400</td><td>Average— No. 2 Salary \$4,400</td><td>Average— No. 1½ Salary \$4,313</td></tr><tr><td>Grade 2, \$2,400 to \$3,000; average, \$2,700—</td><td></td><td></td><td></td></tr><tr><td>Assistant chemists.....</td><td>1½ 2,600</td><td>1½ 2,600</td><td>1½ 2,606</td></tr><tr><td>Clerical, administrative, and fiscal service—</td><td></td><td></td><td></td></tr><tr><td>Grade 7, \$2,400 to \$3,000; average, \$2,700—</td><td></td><td></td><td></td></tr><tr><td>Junior administrative assistant.....</td><td></td><td></td><td>½ 2,800</td></tr><tr><td>Total average number of employees.....</td><td>3½</td><td>3½</td><td>3½</td></tr><tr><td>01 Total salaries, departmental service.....</td><td>12, 700. 00</td><td>12, 700. 00</td><td>12, 186. 09</td></tr><tr><td>Supplies and materials:</td><td></td><td></td><td></td></tr><tr><td>0200 Stationery and office supplies.....</td><td>30. 00</td><td>15. 00</td><td>31. 82</td></tr><tr><td>0220 Scientific supplies.....</td><td>280. 00</td><td>200. 00</td><td>280. 75</td></tr><tr><td>0230 Fuel.....</td><td>10. 00</td><td>10. 00</td><td>10. 00</td></tr><tr><td>0280 Sundry supplies.....</td><td>20. 00</td><td>15. 00</td><td>17. 65</td></tr><tr><td>0285 Drug samples.....</td><td>5. 00</td><td>5. 00</td><td>2. 65</td></tr><tr><td>02 Total supplies and materials.....</td><td>345. 00</td><td>245. 00</td><td>342. 87</td></tr><tr><td>05 Communication service.....</td><td>25. 00</td><td>20. 00</td><td>25. 00</td></tr><tr><td>Travel expenses:</td><td></td><td></td><td></td></tr><tr><td>0615 Transportation.....</td><td>310. 00</td><td>185. 00</td><td>303. 55</td></tr><tr><td>0616 Subsistence.....</td><td>115. 00</td><td>95. 00</td><td>113. 00</td></tr><tr><td>06 Total travel expenses.....</td><td>425. 00</td><td>280. 00</td><td>416. 55</td></tr><tr><td>07 Transportation of things (service).....</td><td>10. 00</td><td>5. 00</td><td>9. 36</td></tr><tr><td>08 Printing and binding.....</td><td>15. 00</td><td>15. 00</td><td>15. 00</td></tr><tr><td>12 Repairs and alterations.....</td><td>110. 00</td><td>85. 00</td><td>110. 85</td></tr><tr><td>Equipment:</td><td></td><td></td><td></td></tr><tr><td>3010 Furniture, furnishings, and fixtures.....</td><td>35. 00</td><td>15. 00</td><td>15. 81</td></tr><tr><td>3020 Scientific equipment.....</td><td>200. 00</td><td></td><td></td></tr><tr><td>30 Total equipment.....</td><td>235. 00</td><td>15. 00</td><td>15. 81</td></tr><tr><td>Reserve.....</td><td></td><td>500. 00</td><td></td></tr><tr><td>Total.....</td><td>13, 865. 00</td><td>13, 865. 00</td><td>13, 121. 53</td></tr></tbody></table>		Estimated expenditures, 1928 appropriation	Estimated expenditures, 1927 appropriation	Expended and obligated, 1926	Departmental service:				Salaries—				Professional and scientific service—				Grade 4, \$3,800 to \$5,000; average, \$4,400—				Chemists.....	Average— No. 2 Salary \$4,400	Average— No. 2 Salary \$4,400	Average— No. 1½ Salary \$4,313	Grade 2, \$2,400 to \$3,000; average, \$2,700—				Assistant chemists.....	1½ 2,600	1½ 2,600	1½ 2,606	Clerical, administrative, and fiscal service—				Grade 7, \$2,400 to \$3,000; average, \$2,700—				Junior administrative assistant.....			½ 2,800	Total average number of employees.....	3½	3½	3½	01 Total salaries, departmental service.....	12, 700. 00	12, 700. 00	12, 186. 09	Supplies and materials:				0200 Stationery and office supplies.....	30. 00	15. 00	31. 82	0220 Scientific supplies.....	280. 00	200. 00	280. 75	0230 Fuel.....	10. 00	10. 00	10. 00	0280 Sundry supplies.....	20. 00	15. 00	17. 65	0285 Drug samples.....	5. 00	5. 00	2. 65	02 Total supplies and materials.....	345. 00	245. 00	342. 87	05 Communication service.....	25. 00	20. 00	25. 00	Travel expenses:				0615 Transportation.....	310. 00	185. 00	303. 55	0616 Subsistence.....	115. 00	95. 00	113. 00	06 Total travel expenses.....	425. 00	280. 00	416. 55	07 Transportation of things (service).....	10. 00	5. 00	9. 36	08 Printing and binding.....	15. 00	15. 00	15. 00	12 Repairs and alterations.....	110. 00	85. 00	110. 85	Equipment:				3010 Furniture, furnishings, and fixtures.....	35. 00	15. 00	15. 81	3020 Scientific equipment.....	200. 00			30 Total equipment.....	235. 00	15. 00	15. 81	Reserve.....		500. 00		Total.....	13, 865. 00	13, 865. 00	13, 121. 53		
	Estimated expenditures, 1928 appropriation	Estimated expenditures, 1927 appropriation	Expended and obligated, 1926																																																																																																																																								
Departmental service:																																																																																																																																											
Salaries—																																																																																																																																											
Professional and scientific service—																																																																																																																																											
Grade 4, \$3,800 to \$5,000; average, \$4,400—																																																																																																																																											
Chemists.....	Average— No. 2 Salary \$4,400	Average— No. 2 Salary \$4,400	Average— No. 1½ Salary \$4,313																																																																																																																																								
Grade 2, \$2,400 to \$3,000; average, \$2,700—																																																																																																																																											
Assistant chemists.....	1½ 2,600	1½ 2,600	1½ 2,606																																																																																																																																								
Clerical, administrative, and fiscal service—																																																																																																																																											
Grade 7, \$2,400 to \$3,000; average, \$2,700—																																																																																																																																											
Junior administrative assistant.....			½ 2,800																																																																																																																																								
Total average number of employees.....	3½	3½	3½																																																																																																																																								
01 Total salaries, departmental service.....	12, 700. 00	12, 700. 00	12, 186. 09																																																																																																																																								
Supplies and materials:																																																																																																																																											
0200 Stationery and office supplies.....	30. 00	15. 00	31. 82																																																																																																																																								
0220 Scientific supplies.....	280. 00	200. 00	280. 75																																																																																																																																								
0230 Fuel.....	10. 00	10. 00	10. 00																																																																																																																																								
0280 Sundry supplies.....	20. 00	15. 00	17. 65																																																																																																																																								
0285 Drug samples.....	5. 00	5. 00	2. 65																																																																																																																																								
02 Total supplies and materials.....	345. 00	245. 00	342. 87																																																																																																																																								
05 Communication service.....	25. 00	20. 00	25. 00																																																																																																																																								
Travel expenses:																																																																																																																																											
0615 Transportation.....	310. 00	185. 00	303. 55																																																																																																																																								
0616 Subsistence.....	115. 00	95. 00	113. 00																																																																																																																																								
06 Total travel expenses.....	425. 00	280. 00	416. 55																																																																																																																																								
07 Transportation of things (service).....	10. 00	5. 00	9. 36																																																																																																																																								
08 Printing and binding.....	15. 00	15. 00	15. 00																																																																																																																																								
12 Repairs and alterations.....	110. 00	85. 00	110. 85																																																																																																																																								
Equipment:																																																																																																																																											
3010 Furniture, furnishings, and fixtures.....	35. 00	15. 00	15. 81																																																																																																																																								
3020 Scientific equipment.....	200. 00																																																																																																																																										
30 Total equipment.....	235. 00	15. 00	15. 81																																																																																																																																								
Reserve.....		500. 00																																																																																																																																									
Total.....	13, 865. 00	13, 865. 00	13, 121. 53																																																																																																																																								

## Estimates of appropriations required for the service of the fiscal year ending June 30, 1928—Continued

General object (title of appropriation), date of acts, references to Statutes at Large, or to Revised Statutes, and estimated amount required for each detailed object	Total amount to be appropriated under each head of appropriation		Amount appropriated for the fiscal year ending June 30, 1927
<i>General Expenses, Food, Drug, and Insecticide Administration—Continued.</i>			
<i>For enabling the Secretary of Agriculture to carry into effect the provisions of the act of June 30, 1906, entitled "An act for preventing the manufacture, sale, or transportation of adulterated, or misbranded, or poisonous, or deleterious foods, drugs, medicines, and liquors, and for regulating traffic therein, and for other purposes"; to cooperate with associations and scientific societies in the revision of the United States Pharmacopœia and development of methods of analysis, and for investigating the character of the chemical and physical tests which are applied to American food products in foreign countries, and for inspecting the same before shipment when desired by the shippers or owners of these products intended for countries where chemical and physical tests are required before the said products are allowed to be sold therein, \$760,260: Provided, That not more than \$4,280 shall be used for travel outside of the United States (acts June 3, 1902, vol. 32, p. 296, sec. 1; June 30, 1906, vol. 34, pp. 763-770, sec. 1; May 11, 1923, vol. 44, p. 515).....</i>			
	\$760,260.00		
	Estimated expenditures, 1928 appropriation	Estimated expenditures, 1927 appropriation	Expended and obligated, 1926
Departmental service:			
Salaries—			
Professional and scientific service—	Average—	Average—	Average—
Grade 5, \$5,200 to \$6,000; average, \$5,600—	No. Salary	No. Salary	No. Salary
Assistant chief.....	1 \$5,200	1 \$5,200	1 \$5,200
Senior chemists.....	3 5,200	3 5,200	3 5,200
Grade 4, \$3,800 to \$5,000; average, \$4,400—			
Chemists.....	8 3,925	8 3,925	7 3,901
Microanalyst.....	1 3,800	1 3,800	1 3,800
Grade 3, \$3,000 to \$3,600; average, \$3,300—			
Associate chemists.....	10 3,170	10 3,170	8 3,207
Associate bacteriologists.....	2 3,400	2 3,400	1 3,500
Associate pharmacologist.....	1 3,100	1 3,100	1 3,086
Associate medical officers.....	2 3,250	2 3,250	2 3,250
Associate microanalyst.....	1 3,100	1 3,100	1 3,000
Grade 2, \$2,400 to \$3,000; average, \$2,700—			
Assistant chemists.....	8 2,647	8 2,647	6 2,651
Assistant pharmacologist.....	1 3,000	1 3,000	1 3,000
Assistant medical officer.....	1 2,500	1 2,500	1 2,400
Grade 1, \$1,800 to \$2,400; average, \$2,111.42—			
Junior chemists.....	7 2,131	7 2,131	6 2,092
Junior bacteriologists.....	2 1,925	2 1,925	2 1,918
Junior librarian.....			1 1,920
Subprofessional service—			
Grade 5, \$1,680 to \$2,040; average, \$1,860—			
Laboratory mechanic.....	1 1,800	1 1,800	1 1,800
Grade 4, \$1,500 to \$1,860; average, \$1,680—			
Assistant scientific aids.....	2 1,500	2 1,500	2 1,660
Clerical, administrative, and fiscal service—			
Grade 11, \$3,800 to \$5,000; average, \$4,400—			
Administrative officer.....	1 4,000	1 4,000	1 3,900
Grade 9, \$3,000 to \$3,600; average, \$3,300—			
Administrative officer.....			1 3,600
Grade 8, \$2,700 to \$3,300; average, \$3,000—			
Associate administrative officers.....	2 3,050	2 3,050	1 3,300
Grade 6, \$2,100 to \$2,700; average, \$2,400—			
Principal clerk.....			1 2,100
Grade 5, \$1,680 to \$2,400; average, \$2,111.42—			
Senior clerk.....			1 2,200
Custodial service—			
Grade 4, \$1,140 to \$1,500; average, \$1,320—			
Undercustodian.....			1 1,260
Total average number of employees.....	54 1/2	54 1/2	49 1/2
Total salaries, departmental service.....	168,900.00	168,900.00	158,267.42
Field service:			
Salaries and wages—			
Salary range, \$5,200 to \$6,000; average, \$5,600—			
Chiefs of districts.....	3 5,200	3 5,200	2 5,200
Salary range, \$3,800 to \$5,000; average, \$4,400—			
Chiefs of stations.....	14 3,843	14 3,843	23 3,831
Chemists.....	1 3,800	1 3,800	2 3,800
Assistants to chiefs of district.....	2 3,800	2 3,800	1 3,831
Salary range, \$3,000 to \$3,600; average, \$3,300—			
District law officers.....			1 3,477
Associate chemists.....	22 3,095	22 3,095	21 3,035
Associate bacteriologist.....	1 3,000	1 3,000	1 3,000
Associate pharmacognosist.....	1 3,000	1 3,000	1 3,000
Chief food and drug inspectors.....	6 3,016	6 3,016	6 3,000
Assistant to chief of district.....			1 3,400
Salary range, \$2,400 to \$3,000; average, \$2,700—			
Assistant chemists.....	26 2,569	26 2,569	23 2,584
Assistant bacteriologist.....			1 2,800
Assistant administrative clerk.....	1 2,600	1 2,600	1 2,800
Assistant engineer.....	1 2,900	1 2,900	1 2,800
Senior food and drug inspectors.....	18 2,611	18 2,611	17 2,563
Salary range, \$1,680 to \$2,400; average, \$2,111.42—			
Junior chemists.....	30 2,007	30 2,007	29 2,041
Inspector in salmon canning.....	1 1,880	1 1,880	1 1,880
Food and drug inspectors.....	22 2,117	22 2,117	22 2,090
Junior chemical engineers.....	3 1,860	3 1,860	

*Estimates of appropriations required for the service of the fiscal year ending June 30, 1928—Continued*

General object (title of appropriation), date of acts, references to Statutes at Large, or to Revised Statutes, and estimated amount required for each detailed object

Total amount to be appropriated under each head of appropriation

Amount appropriated for the fiscal year ending June 30, 1927

*General Expenses, Food, Drug, and Insecticide Administration—Continued.*

	Estimated expenditures, 1928 appropriation	Estimated expenditures, 1927 appropriation	Expended and obligated, 1926
Field service—Continued.			
Salaries and wages—Continued.			
Salary range, \$1,680 to \$2,040; average, \$1,860—	<i>Average—</i>	<i>Average—</i>	<i>Average—</i>
Senior scientific aid	<i>No. Salary</i>	<i>No. Salary</i>	<i>No. Salary</i>
Wharf examiners	1 \$1,860	1 \$1,860	1 \$1,860
Salary range, \$1,500 to \$1,860; average, \$1,680—	7 1,946	7 1,946	8 1,920
Assistant scientific aid			1 1,560
Skilled laborer, at \$5 per diem			1 1,565
Salary range, \$1,320 to \$1,680; average, \$1,500—			
Junior scientific aid	1 1,320	1 1,320	
Total average number of employees	161 $\frac{1}{2}$	161 $\frac{1}{2}$	159 $\frac{1}{2}$
Total salaries and wages, field service	424,073.00	424,073.00	417,846.97
01 Total personal services	592,973.00	592,973.00	576,114.39
Supplies and materials:			
0200 Stationery and office supplies	6,130.00	5,780.00	6,508.01
0220 Scientific supplies	16,232.00	15,720.00	16,455.88
0230 Fuel	1,693.00	1,690.00	1,692.28
0280 Sundry supplies	5,200.00	3,740.00	5,123.48
0285 Food and drug samples	16,000.00	15,733.00	15,821.73
02 Total supplies and materials	45,255.00	42,663.00	45,601.38
Communication service:			
0500 Telegraph service	4,330.00	4,130.00	4,337.69
0510 Telephone service	4,695.00	4,350.00	4,691.88
0520 Other communication service	305.00	250.00	307.08
05 Total communication service	9,330.00	8,730.00	9,336.65
Travel expenses:			
0615 Transportation	35,200.00	33,450.00	37,181.04
0616 Subsistence	33,250.00	32,000.00	27,248.59
06 Total travel expenses	68,450.00	65,450.00	64,429.63
07 Transportation of things (service)	7,800.00	6,800.00	8,403.41
Printing and binding:			
0820 Stenographic work, typewriting, etc.	8.00	8.00	7.12
0830 Photographing and making photographs and prints	47.00	47.00	46.66
08 Total printing and binding	55.00	55.00	53.78
09 Advertising and publication of notices	2.00	2.00	1.05
10 Furnishing of heat, light, power, water, and electricity	1,350.00	1,250.00	1,395.89
Rents:			
1100 Rents of buildings and structures	21,040.00	21,040.00	21,040.00
1110 Other rents	5.00	5.00	5.50
11 Total rents	21,045.00	21,045.00	21,045.50
12 Repairs and alterations	4,250.00	3,250.00	5,421.35
13 Special and miscellaneous current expenses	4,300.00	3,800.00	5,361.05
Equipment:			
3000 Passenger-carrying vehicles			475.20
3010 Furniture, furnishings, and fixtures	1,850.00	1,850.00	3,364.24
3020 Scientific equipment	2,000.00	1,200.00	3,036.04
3050 Other equipment	1,600.00	1,600.00	2,268.09
30 Total equipment	5,450.00	4,650.00	9,143.57
Reserve		10,000.00	
Total	780,260.00	780,663.00	746,307.65

## Estimates of appropriations required for the service of the fiscal year ending June 30, 1928—Continued

General object (title of appropriation), date of acts, references to Statutes at Large, or to Revised Statutes, and estimated amount required for each detailed object				Total amount to be appropriated under each head of appropriation	Amount appropriated for the fiscal year ending June 30, 1927
<b>General Expenses, Food, Drug, and Insecticide Administration—Continued.</b> <i>For enabling the Secretary of Agriculture to carry into effect the provisions of the act approved March 2, 1897, entitled "An act to prevent the importation of impure and unwholesome tea," as amended, including payment of compensation and expenses of the members of the board appointed under section 2 of the act and all other necessary officers and employees (acts June 3, 1902, vol. 32, p. 296, sec 1; June 30, 1906, vol. 34, pp. 768-770, sec. 1; May 11, 1926, vol. 44, p. 615)-----</i>				\$38,000.00	
	Estimated expenditures, 1928 appropriation	Estimated expenditures, 1927 appropriation	Expended and obligated, 1926		
<b>Departmental service:</b>					
Salaries—					
Professional and scientific service—					
Grade 5, \$5,200 to \$6,000; average, \$5,600—	Average— No. Salary	Average— No. Salary	Average— No. Salary		
Assistant chief.....	1 \$5,200	1 \$5,200	1 \$4,000		
Grade 4, \$3,800 to \$5,000; average, \$4,400—					
Supervising tea examiner.....	1 4,000	1 4,000	1 4,000		
Clerical, administrative, and fiscal service—					
Grade 6, \$2,100 to \$2,700; average, \$2,400—					
Principal clerk.....	1 2,300	1 2,300	1 2,189		
Grade 5, \$1,860 to \$2,400; average, \$2,111.42—					
Senior clerk.....			1 2,200		
Custodial service—					
Grade 4, \$1,140 to \$1,500; average, \$1,320—					
Undercustodian.....			1 1,260		
Total average number of employees.....	2 1/2	2 1/2	1 1/2		
Total salaries, departmental service.....	7,600.00	7,600.00	5,929.99		
<b>Field service:</b>					
Salaries and wages—					
Salary range, \$3,800 to \$5,000; average, \$4,400—					
Assistant to chief of district.....			1 3,800		
Chemist.....	1 3,800	1 3,800	1 3,800		
Salary range, \$3,000 to \$3,600; average, \$3,300—					
Chief tea examiner.....	1 3,000	1 3,000	1 3,000		
Salary range, \$2,400 to \$3,000; average, \$2,700—					
Tea examiners.....	3 2,800	4 2,750	4 2,700		
Salary range, \$1,500 to \$1,860; average, \$1,680—					
Tea samplers.....	5 1,644	5 1,644	4 1,634		
Opener and packer (acting sampler).....	1 1,680	1 1,680	1 1,680		
Laboratory helper.....	1 1,500	1 1,500	1 1,500		
Members of board of tea experts.....	6 50	6 50	6 50		
Total average number of employees.....	17 1/2	18 1/2	18 1/2		
Total salaries and wages, field service.....	26,267.00	28,867.00	26,573.27		
The difference between 1928 and 1927 is due to decrease in force, \$2,600.					
01 Total personal services.....	33,867.00	36,467.00	32,503.26		
Supplies and materials:					
0200 Stationery and office supplies.....	80.00	80.00	85.95		
0220 Scientific supplies.....	650.00	605.00	586.09		
0230 Fuel.....	25.00	25.00	20.00		
0280 Sundry supplies.....	555.00	480.00	472.47		
02 Total supplies and materials.....	1,310.00	1,200.00	1,164.51		
Communication service:					
0500 Telegraph service.....	45.00	40.00	33.25		
0510 Telephone service.....	200.00	200.00	198.37		
0520 Other communication service.....	10.00	5.00	1.59		
05 Total communication service.....	255.00	245.00	233.21		
Travel expenses:					
0615 Transportation.....	755.00	705.00	753.05		
0616 Subsistence.....	365.00	315.00	265.00		
06 Total travel expenses.....	1,120.00	1,020.00	1,018.05		
07 Transportation of things (service).....	110.00	110.00	106.84		
08 Printing and binding.....	5.00	5.00	5.00		
11 Rents.....	20.00	20.00	18.00		
12 Repairs and alterations.....	275.00	275.00	266.87		
13 Special and miscellaneous current expenses.....	748.00	648.00	632.25		
Equipment:					
3010 Furniture, furnishings, and fixtures.....	50.00	50.00	43.88		
3020 Scientific equipment.....	40.00	30.00	4.25		
3050 Other equipment.....	200.00	120.00	109.10		
30 Total equipment.....	290.00	200.00	156.93		
Reserve.....		500.00			
Total.....	38,000.00	40,690.00	36,108.92		



*Estimates of appropriations required for the service of the fiscal year ending June 30, 1928—Continued*

General object (title of appropriation), date of acts, references to Statutes at Large, or to Revised Statutes, and estimated amount required for each detailed object	Total amount to be appropriated under each head of appropriation		Amount appropriated for the fiscal year ending June 30, 1927
<b>General Expenses, Food, Drug, and Insecticide Administration—Continued.</b> <i>For enabling the Secretary of Agriculture to carry into effect the provisions of the naval stores act of March 3, 1923 (acts June 8, 1902, vol. 32, p. 296, sec. 1; June 30, 1906, vol. 34, pp. 768-770, sec. 1; May 11, 1926, vol. 44, p. 515)-----</i>			
	\$35,000.00		
	Estimated expenditures, 1928 appropriation	Estimated expenditures, 1927 appropriation	Expended and obligated, 1926
Departmental service:			
Salaries—			
Professional and scientific service—	<i>Average—</i>	<i>Average—</i>	<i>Average—</i>
Grade 5, \$5,200 to \$6,000; average, \$5,600—	No. Salary	No. Salary	No. Salary
Assistant chief of bureau-----	1 \$5,200	1 \$5,200	1 \$5,200
Grade 3, \$3,000 to \$3,600; average, \$3,300—			
Associate naval stores classifier-----	1 3,000	1 3,000	1 3,000
Associate librarian-----			1 3,000
Grade 2, \$2,400 to \$3,000; average, \$2,700—			
Assistant chemist-----			1 2,800
Grade 1, \$1,860 to \$2,400; average, \$2,111.42—			
Junior chemist-----	1 1,920	1 1,920	1 1,860
Junior librarian-----			1 1,920
Clerical, administrative, and fiscal service—			
Grade 7, \$2,400 to \$3,000; average, \$2,700—			
Junior administrative assistant-----			1 2,800
Custodial service—			
Grade 4, \$1,140 to \$1,500; average, \$1,320—			
Undercustodian-----			1 1,260
Total average number of employees-----	2 1/2	2 1/2	2 1/2
Total salaries, departmental service-----	6,219.00	6,219.00	5,875.01
Field service:			
Salaries and wages—			
Salary range, \$3,000 to \$3,600; average, \$3,300—			
Associate naval stores classifier-----	1 3,000	1 3,000	1 3,000
Salary range, \$2,400 to \$3,000; average, \$2,700—			
Assistant naval stores classifiers-----	3 1/2 2,400	1 2,400	1 2,400
Salary range, \$1,860 to \$2,400; average, \$2,111.42—			
Naval stores inspector and classifier-----	1 2,300	1 2,300	1 2,120
Naval stores inspector-----	1 1,920	1 1,920	1 1,860
Total average number of employees-----	6 1/2	4	2 1/2
Total salaries and wages, field service-----	15,820.00	9,620.00	5,760.96
The difference between 1928 and 1927 is due to increase in force, \$6,200.			
01 Total personal services-----	22,039.00	15,839.00	11,635.96
Supplies and materials:			
0200 Stationery and office supplies-----	235.00	235.00	191.93
0220 Scientific supplies-----	265.00	215.00	435.71
0230 Fuel-----	30.00	30.00	28.46
0280 Sundry supplies-----	705.00	500.00	619.04
0286 Naval stores samples-----	30.00	35.00	28.50
02 Total supplies and materials-----	1,265.00	1,015.00	1,303.64
Communication service:			
0500 Telegraph service-----	80.00	80.00	75.68
0510 Telephone service-----	65.00	65.00	68.69
0620 Other communication service-----	5.00	5.00	7.66
05 Total communication service-----	150.00	150.00	152.03
Travel expenses:			
0615 Transportation-----	4,235.00	2,735.00	2,311.07
0616 Subsistence-----	5,465.00	3,365.00	2,547.81
06 Total travel expenses-----	9,700.00	6,100.00	4,858.88
07 Transportation of things (service)-----	215.00	165.00	152.41
08 Printing and binding-----	5.00	5.00	5.02
12 Repairs and alterations-----	810.00	810.00	674.48
13 Special and miscellaneous current expenses-----	14.00	14.00	16.73
Equipment:			
3010 Furniture, furnishings, and fixtures-----	125.00	125.00	277.89
3020 Scientific equipment-----	170.00	120.00	420.38
3050 Other equipment-----	507.00	207.00	1,348.15
30 Total equipment-----	802.00	552.00	2,046.42
Reserve-----		350.00	
Total-----	35,000.00	25,000.00	20,845.57

## Estimates of appropriations required for the service of the fiscal year ending June 30, 1928—Continued

General object (title of appropriation), date of acts, references to Statutes at Large, or to Revised Statutes, and estimated amount required for each detailed object	Total amount to be appropriated under each head of appropriation		Amount appropriated for the fiscal year ending June 30, 1927
<b>General Expenses, Food, Drug, and Insecticide Administration—Continued.</b> <i>For enabling the Secretary of Agriculture to carry into effect the provisions of the act of April 26, 1910, entitled "An act for preventing the manufacture, sale, or transportation of adulterated or misbranded Paris greens, lead arsenates, other insecticides, and also fungicides, and for regulating traffic therein, and for other purposes" (acts April 26, 1910, vol. 36, pp. 331-335, secs. 1-14; May 11, 1926, vol. 44, p. 525)-----</i> \$200,000.00			
	Estimated expenditures, 1928 appropriation	Estimated expenditures, 1927 appropriation	Expended and obligated, 1926
<b>Departmental service:</b>			
<b>Salaries—</b>			
Professional and scientific service—	<i>Average—</i>	<i>Average—</i>	<i>Average—</i>
Grade 5, \$5,200 to \$6,000; average, \$5,600—	No. Salary	No. Salary	No. Salary
Senior chemist (chairman of board).....	1 \$5,200	1 \$5,200	1 \$5,200
Senior chemist (chief of laboratory).....	1 5,200	1 5,200	1 5,200
Grade 4, \$3,800 to \$5,000; average, \$4,400—			
Pathologist in charge.....	1 4,200	1 4,200	1 4,200
Chemists.....	2 4,000	2 4,000	2 3,800
Grade 3, \$3,000 to \$3,600; average, \$3,300—			
Associate chemists.....	5 3,200	5 3,200	4 3,150
Associate bacteriologist.....	1 3,400	1 3,400	1 3,400
Associate microanalyst.....	1 3,200	1 3,200	1 3,200
Associate veterinarian.....	1 3,000	1 3,000	
Associate attorney.....	1 3,100	1 3,100	1 3,100
Grade 2, \$2,400 to \$3,000; average, \$2,700—			
Assistant chemists.....	6 2,500	6 2,500	5½ 2,583
Assistant pathologist.....	1 3,000	1 3,000	1 3,000
Assistant veterinarian.....			1 2,700
Grade 1, \$1,860 to \$2,400; average, \$2,111.42—			
Junior chemists.....	6 1,935	6 1,935	3½ 1,935
Junior bacteriologist.....	1 1,920	1 1,920	1½ 1,860
Clerical, administrative, and fiscal service—			
Grade 9, \$3,000 to \$3,600; average, \$3,300—			
Senior administrative assistant.....	1 3,400	1 3,400	1 3,400
Grade 6, \$2,100 to \$2,700; average, \$2,400—			
Principal clerk.....			1½ 2,400
Principal accounting assistant.....	1 2,300	1 2,300	1 2,300
Grade 5, \$1,860 to \$2,400; average, \$2,111.42—			
Inspector (insecticide and fungicide).....	1 2,100	1 2,100	1 2,000
Grade 4, \$1,680 to \$2,040; average, \$1,860—			
Clerk-stenographer.....	1 1,860	1 1,860	1 1,860
Principal stenographer.....	1 1,740	1 1,740	1½ 1,740
Grade 3, \$1,500 to \$1,860; average, \$1,680—			
Assistant clerk.....	1 1,620	1 1,620	1 1,620
Senior stenographers.....	2 1,650	2 1,650	2 1,638
Assistant clerk-stenographers.....	2 1,590	2 1,590	2 1,560
Grade 1, \$1,140 to \$1,500; average, \$1,320—			
Underclerks.....	2 1,350	2 1,350	2 1,350
Underoperator, office devices.....	1 1,140	1 1,140	1 1,140
Subprofessional service—			
Grade 1, \$900 to \$1,260; average, \$1,080—			
Minor scientific helpers.....	3 980	3 980	2½ 980
Custodial service—			
Grade 3, \$1,020 to \$1,260; average, \$1,140—			
Senior laborer.....	1 1,080	1 1,080	1 1,080
Grade 2, \$900 to \$1,140; average, \$1,020—			
Junior laborers.....	2 900	2 900	2 900
Total average number of employees.....	47	47	43½
Total salaries, departmental service.....	112,000	112,000	102,861
<b>Field service:</b>			
<b>Salaries and wages—</b>			
Salary range, \$3,800 to \$5,000; average, \$4,400—			
Entomologist in charge.....	1 3,800	1 3,800	1 3,800
Salary range, \$3,000 to \$3,600; average, \$3,300—			
Associate entomologist.....	1 3,000	1 3,000	
Salary range, \$2,400 to \$3,000; average, \$2,700—			
Assistant entomologists.....			1½ 2,850
Assistant pathologists.....	2 2,450	2 2,450	1½ 2,400
Senior inspectors (insecticide and fungicide).....	2 2,500	2 2,500	2½ 2,400
Salary range, \$1,860 to \$2,400; average, \$2,111.42—			
Junior entomologist.....	1 2,200	1 2,200	½ 2,200
Junior chemists.....			1½ 1,860
Inspectors (insecticide and fungicide).....	5 2,072	5 2,072	4½ 2,034
Salary range, \$1,500 to \$1,860; average, \$1,680—			
Assistant scientific aid.....	1 1,740	1 1,740	1 1,740
Assistant clerk.....	1 1,500	1 1,500	1½ 1,500
Salary range, \$900 to \$1,260; average, \$1,080—			
Minor scientific helper.....	1 1,080	1 1,080	1 1,080
Total average number of regular employees.....	15	15	15½
Total salaries and wages, regular employees.....	33,580	33,580	33,290
Temporary employees at salaries ranging from \$1,200 to \$1,860 per year.....	12	12	12
Total salaries and wages, temporary employees.....	9,100	9,100	5,678
Total number of employees, field service.....	27	27	27½
Total salaries and wages, field service.....	42,680	42,680	38,968
Total, personal services.....	154,680	154,680	141,829

*Estimates of appropriations required for the service of the fiscal year ending June 30, 1928—Continued*

General object (title of appropriation), date of acts, references to Statutes at Large, or to Revised Statutes, and estimated amount required for each detailed object				Total amount to be appropriated under each head of appropriation	Amount appropriated for the fiscal year ending June 30, 1927
<i>General Expenses, Food, Drug, and Insecticide Administration—Continued.</i>					
	Estimated expenditures, 1928 appropriation	Estimated expenditures, 1927 appropriation	Expended and obligated, 1925		
Supplies and materials:					
0200 Stationery and office supplies.....	\$1,550.00	\$1,550.00	\$1,629.15		
0220 Scientific and educational supplies.....	2,700.00	2,700.00	3,045.66		
0230 Fuel.....	775.00	775.00	1,173.18		
0250 Forage and other supplies for animals.....	200.00	200.00	171.88		
0280 Sundry supplies.....	1,200.00	1,200.00	1,478.47		
0285 Insecticide and fungicide samples.....	5,000.00	5,000.00	4,952.27		
02 Total supplies and materials.....	11,425.00	11,425.00	12,450.61		
04 Storage and care of vehicles (service).....	75.00	75.00	78.75		
Communication service:					
0500 Telegraph service.....	250.00	250.00	216.67		
0510 Telephone service.....	250.00	250.00	261.75		
0520 Other communication service.....	25.00	25.00			
05 Total communication service.....	525.00	525.00	478.42		
Travel expenses:					
0615 Transportation.....	8,555.00	8,250.00	8,455.75		
0616 Subsistence.....	13,385.00	11,785.00	10,207.19		
06 Total travel expenses.....	21,940.00	20,035.00	18,662.94		
07 Transportation of things (service).....	1,250.00	1,250.00	1,206.39		
11 Rent of buildings.....	1,140.00	1,140.00	1,185.00		
12 Repairs and alterations.....	775.00	775.00	1,071.92		
13 Experimental crops and orchards.....	4,240.00	2,740.00	3,615.50		
Equipment:					
3010 Furniture, furnishings, and fixtures.....	1,000.00	1,000.00	1,807.77		
3020 Educational and scientific equipment.....	1,350.00	1,350.00	2,065.27		
3040 Livestock.....	100.00	100.00	100.00		
3050 Other equipment.....	1,500.00	1,500.00	2,602.67		
30 Total equipment.....	3,950.00	3,950.00	6,537.28		
Reserve.....		4,200.00			
Total.....	200,000.00	200,795.00	187,115.81		
<i>Hereafter the examinations of specimens of foods, drugs, insecticides, Paris greens, lead arsenates, and fungicides provided for by section 4 of the food and drugs act of June 30, 1906, and by section 4 of the insecticide act of 1910, shall be made in the food, drug, and insecticide administration or in such other branches of the Department of Agriculture as the Secretary of Agriculture may direct.</i>					
<i>In all, general expenses.....</i>				\$1,047,125.00	\$1,041,018.00
<i>Total, food, drug, and insecticide administration, \$1,311,385, of which amount not to exceed \$419,871 may be expended for personal services in the District of Columbia.....</i>				1,311,385.00	1,310,921.00
<b>INTERCHANGE OF APPROPRIATIONS</b>					
Not to exceed 10 per centum of the foregoing amounts for the miscellaneous expenses of the work of any bureau, division, or office herein provided for shall be available interchangeably for expenditures on the objects included within the general expenses of such bureau, division, or office, but no more than 10 per centum shall be added to any one item of appropriation except in cases of extraordinary emergency, and then only upon the written order of the Secretary of Agriculture ( <i>act May 11, 1926, vol. 44, p. 527</i> ).					

## Estimates of appropriations required for the service of the fiscal year ending June 30, 1928—Continued

General object (title of appropriation), date of acts, references to Statutes at Large, or to Revised Statutes, and estimated amount required for each detailed object				Total amount to be appropriated under each head of appropriation	Amount appropriated for the fiscal year ending June 30, 1927
<b>MISCELLANEOUS ITEMS</b>					
<b>Forest Fire Cooperation—</b>					
For cooperation with the various States or other appropriate agencies in forest-fire prevention and suppression and the protection of timbered and cut-over lands in accordance with the provisions of sections 1, 2, and 3 of the act entitled "An act to provide for the protection of forest lands, for the reforestation of denuded areas, for the extension of national forests, and for other purposes, in order to promote continuous production of timber on lands chiefly valuable therefor," approved June 7, 1924, including also the study of the effect of tax laws and the investigation of timber insurance as provided in section 3 of said act, <b>[\$710,000] \$1,000,000</b> , of which \$37,000 shall be available for personal services in the District of Columbia and not to exceed <b>[\$5,903] \$3,000</b> for the purchase of supplies and equipment required for the purposes of said act in the District of Columbia ( <i>act May 11, 1926, vol. 44, pp. 527, 528</i> )					
				\$1, 000, 000. 00	\$710, 000. 00
	Estimated expenditures, 1928 appropriation	Estimated expenditures, 1927 appropriation	Expended and obligated, 1926		
<b>Departmental service:</b>					
<b>Salaries—</b>					
<b>Professional and scientific service—</b>					
Grade 5, \$5,200 to \$6,000; average, \$5,600—	Average— No. ★ Salary	Average— No. ★ Salary	Average— No. ★ Salary		
Senior forester.....	1 ★ \$5,400	1 ★ \$5,400			
Senior economist.....	1 ★ 5,200	1 ★ 5,200			
Grade 4, \$3,800 to \$5,000; average, \$4,400—					
Forest inspector.....	★ 4,600	★ 4,600	★ 4,400		
Forester.....	★ 4,000	★ 4,000	★ 4,032		
Forest economist.....			★ 3,800		
<b>Clerical, administrative, and fiscal service—</b>					
Grade 11, \$3,800 to \$5,000; average, \$4,400—					
Assistant chief business specialist.....	1 4,000	1 4,000	1 4,000		
Grade 10, \$3,300 to \$3,900; average, \$3,600—					
Senior administrative assistant.....	1 3,600	1 3,600			
Grade 9, \$3,000 to \$3,600; average, \$3,300—					
Senior administrative assistant.....	1 3,600	1 3,600	1 3,600		
Grade 4, \$1,680 to \$2,040; average, \$1,860—					
Clerk.....	1 1,800	1 1,800	1 1,740		
Grade 3, \$1,500 to \$1,860; average, \$1,680—					
Assistant clerk.....	1 1,500	1 1,500			
Grade 2, \$1,320 to \$1,680; average, \$1,500—					
Junior clerk.....	1 1,320	1 1,320			
Total average number of employees.....	8 1/2	8 1/2	4 1/2		
Total salaries, departmental service.....	28,270	28,270	15,381		
<b>Field service:</b>					
<b>Salaries and wages—</b>					
Salary range, \$7,500 and over—					
Taxation expert (part time).....	1 7,500	1 7,500	★ 7,500		
Salary range, \$5,200 to \$6,000; average, \$5,600—					
Senior forester.....	1 5,200	1 5,200	★ 5,200		
Salary range, \$3,800 to \$5,000; average, \$4,400—					
Senior district forest inspectors.....	3 3,800	3 3,800	2 3,816		
Forest economist.....	1 3,800	1 3,800			
Salary range, \$3,300 to \$3,900; average, \$3,600—					
District forest inspectors.....	2 3,600	2 3,600	2 3,525		
Senior administrative assistant.....			1 3,600		
Salary range, \$3,000 to \$3,600; average, \$3,300—					
Associate district forest inspector.....	1 3,100	1 3,100	1 3,133		
Associate forester.....	1 3,000	1 3,000			
Salary range, \$2,400 to \$3,000; average, \$2,700—					
Assistant economist.....	1 2,400	1 2,400			
Salary range, \$1,680 to \$2,040; average, \$1,860—					
Clerks.....	1 1,680	1 1,680	1 1,680		
Salary range, \$1,500 to \$1,860; average, \$1,680—					
Assistant clerk.....	1 1,500	1 1,500	★ 1,588		
Total average number of employees.....	12 1/2	12 1/2	8 1/2		
Total salaries, field service.....	45,530.00	45,530.00	27,326.00		
Wages, temporary laborers.....			250.77		
Total salaries and wages, field service.....	45,530.00	45,530.00	27,576.77		
01 Total personal services.....	73,800.00	73,800.00	42,957.77		
<b>Supplies and materials:</b>					
0200 Stationery and office supplies.....	50.00	50.00	29.52		
0280 Sundry supplies.....	80.00	80.00	57.19		
02 Total supplies and materials.....	130.00	130.00	86.71		
<b>Communication service:</b>					
0500 Telegraph service.....	25.00	25.00	13.01		
0510 Telephone service.....	150.00	150.00	145.86		
05 Total communication service.....	175.00	175.00	158.87		

*Estimates of appropriations required for the service of the fiscal year ending June 30, 1928—Continued*

General object (title of appropriation), date of acts, references to Statutes at Large, or to Revised Statutes, and estimated amount required for each detailed object				Total amount to be appropriated under each head of appropriation	Amount appropriated for the fiscal year ending June 30, 1927
<b>Forest Fire Cooperation—Continued.</b>					
	Estimated expenditures, 1928 appropriation	Estimated expenditures, 1927 appropriation	Expended and obligated, 1926		
Travel expenses:					
0615 Transportation.....	\$12,500.00	\$12,500.00	\$9,055.03		
0616 Subsistence.....	8,740.00	8,740.00	6,211.11		
06 Total travel expenses.....	21,240.00	21,240.00	15,266.14		
07 Transportation of things (service).....	900.00	900.00	758.63		
08 Photographing and photographs, and prints.....	100.00	100.00	78.80		
11 Rents of buildings and structures.....	600.00	600.00	590.83		
12 Repairs and alterations.....	900.00	400.00	400.04		
13 Special and miscellaneous current expenses.....	30.00	30.00	24.02		
23 Grants to States and other political subdivisions.....	900,000.00	610,000.00	589,377.60		
Equipment:					
3010 Furniture, furnishings, and fixtures.....	2,500.00	2,500.00	2,497.72		
3020 Educational, scientific, and recreational equipment.....	125.00	125.00	124.25		
3050 Other equipment.....			1.50		
30 Total equipment.....	2,625.00	2,625.00	2,623.47		
Total.....	1,000,000.00	710,000.00	652,322.88		
<b>Cooperative Farm Forestry—</b>					
For cooperation with appropriate officials of the various States or with other suitable agencies to assist the owners of farms in establishing, improving, and renewing wood lots, shelter belts, windbreaks, and other valuable forest growth, and in growing and renewing useful timber crops under the provisions of section 5 of the act entitled "An act to provide for the protection of forest lands, for the reforestation of denuded areas, for the extension of national forests, and for other purposes, in order to promote the continuous production of timber on lands chiefly suitable therefor," approved June 7, 1924, [§50,000] \$60,000, of which amount not to exceed \$3,000 may be expended for personal services in the District of Columbia (act May 11, 1926, vol. 44, p. 528).....				\$60,000.00	\$50,000.00
	Estimated expenditures, 1928 appropriation	Estimated expenditures, 1927 appropriation	Expended and obligated, 1926		
Departmental service:					
Salaries—					
Professional and scientific service—					
Grade 4, \$3,800 to \$5,000; average, \$4,400—	Average—	Average—	Average—		
Scientist.....	No. Salary	No. Salary	No. Salary		
	1 1/2 \$4,600	1 1/2 \$4,600	1 1/2 \$4,600		
Total average number of regular employees.....	1 1/2	1 1/2	1 1/2		
Total salaries, departmental service.....	3,000.00	3,000.00	2,632.22		
Field service:					
Salaries and wages—					
Part-time unclassified field agents at \$600 to \$2,640 per annum.....	38	30	20 1/2		
Total salaries and wages, part-time employees.....	56,650.00	46,150.00	32,020.34		
Total number of employees.....	38	30	20 1/2		
Total salaries and wages, field service.....	56,650.00	46,150.00	32,020.34		
The difference between 1928 and 1927 is due to increase in force, \$10,500.					
01 Total personal services.....	59,650.00	49,150.00	34,652.56		
Travel expenses:					
0615 Transportation.....	200.00	200.00	184.14		
0616 Subsistence.....	150.00	150.00	126.52		
06 Total travel expenses.....	350.00	350.00	310.66		
Reserve.....		500.00			
Total.....	60,000.00	50,000.00	34,963.22		

## Estimates of appropriations required for the service of the fiscal year ending June 30, 1928—Continued

General object (title of appropriation), date of acts, references to Statutes at Large, or to Revised Statutes, and estimated amount required for each detailed object				Total amount to be appropriated under each head of appropriation	Amount appropriated for the fiscal year ending June 30, 1927
<b>Cooperative Distribution of Forest Planting Stock—</b> For cooperation with the various States in the procurement, production, and distribution of forest-tree seeds and plants in establishing windbreaks, shelter belts, and farm wood lots upon denuded or nonforested lands within such cooperating States, under the provisions of section 4 of the act entitled "An act to provide for the protection of forest lands, for the reforestation of denuded areas, for the extension of national forests, and for other purposes, in order to promote the continuous production of timber on lands chiefly suitable therefor," approved June 7, 1924, \$75,000, of which amount not to exceed \$3,000 \$2,900 may be expended for personal services in the District of Columbia (act May 11, 1926, vol. 44, p. 528)				\$75,000.00	\$75,000.00
	Estimated expenditures, 1928 appropriation	Estimated expenditures, 1927 appropriation	Expended and obligated, 1926		
Departmental service:					
Professional and scientific service—	Average—	Average—	Average—		
Grade 4, \$3,800 to \$5,000; average, \$4,400—	No. Salary	No. Salary	No. Salary		
Forester.....	1 \$4,000	1 \$4,000	1 \$3,800		
Clerical, administrative, and fiscal service—					
Grade 9, \$3,000 to \$3,600; average, \$3,300—					
Assistant clerk.....	1 3,600	1 3,600			
Total number of employees.....	1	1	1		
Total salaries, departmental service.....	2,900	2,900	1,900		
Field service:					
Wages, temporary laborers.....			42.10		
01 Total personal services.....	2,900.00	2,900.00	1,942.10		
22 Grants to States.....	72,100.00	72,100.00	44,336.72		
Total.....	75,000.00	75,000.00	46,278.82		
<b>Acquisition of Lands for Protection of Watersheds of Navigable Streams—</b> For the acquisition of additional lands at headwaters of navigable streams, to be expended under the provisions of the act of March 1, 1911 (Thirty-sixth Statutes at Large, page 961), as amended, \$1,000,000, of which amount not to exceed \$15,000 \$31,000 may be expended for [departmental] personal services and supplies and equipment in the District of Columbia (act May 11, 1926, vol. 44, p. 528)				1,000,000.00	1,000,000.00
	Estimated expenditures, 1928 appropriation	Estimated expenditures, 1927 appropriation	Expended and obligated, 1926		
Departmental service:					
Salaries—	Average—	Average—	Average—		
Professional and scientific service—	No. Salary	No. Salary	No. Salary		
Grade 5, \$5,200 to \$6,000; average, \$5,600—	1 \$5,200	1 \$5,200	1 \$5,142		
Senior attorney.....	1 3,800	1 3,800	1 3,800		
Grade 4, \$3,800 to \$5,000; average, \$4,400—	1 2,400	1 2,400	1 2,400		
Attorney.....	1 1,860	1 1,860	1 1,860		
Grade 2, \$2,400 to \$3,000; average, \$2,700—	1 1,560	1 1,560	1 1,560		
Assistant attorney.....	5	5	5		
Clerical, administrative, and fiscal service—					
Grade 4, \$1,680 to \$2,040; average, \$1,860—	1 1,860	1 1,860	1 1,860		
Clerk.....	1 1,560	1 1,560	1 1,560		
Grade 3, \$1,560 to \$1,860; average, \$1,680—					
Assistant clerk.....	14,820	14,820	10,802		
Total number of employees.....					
Total salaries, departmental service.....					
Field service:					
Salaries and wages—					
Salary range, \$3,800 to \$5,000; average, \$4,400—					
Forester.....	1 4,000	1 4,000	1 4,000		
Salary range, \$3,300 to \$3,900; average, \$3,600—					
District forest inspector.....	1 3,300	1 3,300	1 3,300		
Salary range, \$3,000 to \$3,600; average, \$3,300—					
Senior administrative assistant.....	1 3,100	1 3,100	1 3,050		
Associate title attorney.....	1 3,300	1 3,300	1 3,312		
Salary range, \$2,400 to \$3,000; average, \$2,700—					
Assistant forester.....	1 2,767	1 2,767	1 2,777		
Chief land examiners.....	5 2,548	5 2,548	5 2,517		
Assistant forest supervisor.....	1 2,600	1 2,600	1 2,587		
Assistant title attorneys.....	7 2,560	7 2,560	7 2,554		
Salary range, \$1,860 to \$2,400; average, \$2,111.42—					
Junior foresters.....	2 2,000	2 2,000	2 2,004		
Senior transitmen.....	3 1,920	3 1,920	3 1,925		
Senior land examiner.....					
Senior clerk.....	1 1,860	1 1,860	1 1,860		

*Estimates of appropriations required for the service of the fiscal year ending June 30, 1928—Continued*

General object (title of appropriation), date of acts, references to Statutes at Large, or to Revised Statutes, and estimated amount required for each detailed object	Total amount to be appropriated under each head of appropriation		Amount appropriated for the fiscal year ending June 30, 1927
<i>Acquisition of Lands for Protection of Watersheds of Navigable Streams—Con.</i>			
	Estimated expenditures, 1928 appropriation	Estimated expenditures, 1927 appropriation	Expended and obligated, 1926
Field service—Continued.			
Salaries and wages—Continued.			
Salary range, \$1,680 to \$2,040; average, \$1,860—	<i>Average—</i>	<i>Average—</i>	<i>Average—</i>
Transitmen.....	No. 2½ Salary \$1,690	No. 2½ Salary \$1,690	No. 2½ Salary \$1,687
Clerks.....	2½ 1,700	2½ 1,700	2½ 1,704
Forest ranger.....	½ 1,740	½ 1,740	½ 1,704
Salary range, \$1,320 to \$1,680; average, \$1,500—			
Junior clerks.....	7½ 1,410	7½ 1,410	7½ 1,409
Total average number of employees.....	37½	37½	37½
Total salaries, field service.....	82,680.00	82,680.00	82,438.00
Wages, temporary laborers.....	24,500.00	24,500.00	24,430.04
Total salaries and wages, field service.....	107,180.00	107,180.00	106,868.04
01 Total personal services.....	122,000.00	122,000.00	117,670.04
Supplies and materials:			
0200 Stationery and office supplies.....	1,600.00	1,600.00	1,627.31
0260 Provisions.....	2,500.00	2,500.00	2,483.04
0280 Sundry supplies.....	300.00	300.00	275.71
0290 Materials.....	100.00	100.00	91.62
02 Total supplies and materials.....	4,500.00	4,500.00	4,477.68
03 Subsistence and support of persons (service).....	2,800.00	2,800.00	2,820.57
Communication service:			
0500 Telegraph service.....	15.00	15.00	15.08
0510 Telephone service.....	130.00	130.00	129.09
0520 Other communication service.....			4.00
05 Total communication service.....	145.00	145.00	148.17
Travel expenses:			
0615 Transportation.....	8,000.00	8,000.00	8,056.05
0616 Subsistence.....	11,500.00	11,500.00	11,568.23
06 Total travel expenses.....	19,500.00	19,500.00	19,622.28
07 Transportation of things (service).....	1,800.00	1,800.00	1,790.30
08 Photographing and photographs, and prints.....	100.00	100.00	108.61
10 Furnishing of heat, light, power, etc.....	150.00	150.00	156.49
Rents:			
1100 Rents of building and structures.....	840.00	840.00	815.50
1110 Other rents.....	840.00	840.00	840.20
11 Total rents.....	1,680.00	1,680.00	1,655.70
12 Repairs and alterations.....	300.00	300.00	299.16
13 Special and miscellaneous current expenses.....			12.75
Equipment:			
3010 Furniture, furnishings, and fixtures.....	750.00	750.00	755.84
3020 Educational, scientific, and recreational equipment.....			16.96
3050 Other equipment.....	2,800.00	2,800.00	2,747.54
30 Total equipment.....	3,550.00	3,550.00	3,520.34
31 Lands and interests in land.....	843,475.00	843,475.00	836,552.31
32 Structures and parts and nonstructural improvements to lands.....			81.82
Total.....	1,000,000.00	1,000,000.00	988,916.22

*Estimates of appropriations required for the service of the fiscal year ending June 30, 1928—Continued*

General object (title of appropriation), date of acts, references to Statutes at Large, or to Revised Statutes, and estimated amount required for each detailed object				Total amount to be appropriated under each head of appropriation	Amount appropriated for the fiscal year ending June 30, 1927
<b>Experiments in Livestock Production in Southern United States—</b>					
To enable the Secretary of Agriculture, in cooperation with the authorities of the States concerned, or with individuals, to make such investigations and demonstrations as may be necessary in connection with the development of livestock production in the cane-sugar and cotton districts of the United States (acts June 30, 1914, vol. 38, p. 441, sec. 1; May 11, 1926, vol. 44, p. 528)				\$43, 930. 00	\$43, 930. 00
	Estimated expenditures, 1928 appropriation	Estimated expenditures, 1927 appropriation	Expended and obligated, 1926		
<b>Field service:</b>					
Salaries and wages—					
Salary range, \$3,000 to \$3,600; average, \$3,300—	<i>Average—</i>	<i>Average—</i>	<i>Average—</i>		
Agent in animal husbandry.....	No. Salary	No. Salary	No. Salary		
Associate animal husbandman.....	1 \$3,200	1 \$3,200	1 \$3,200		
Associate parasitologist.....	1 3,180	1 3,180	1 3,180		
Salary range, \$1,860 to \$2,400; average, \$2,111.42—					
Junior dairy husbandman.....	1 2,000	1 2,000	1 2,000		
Agent in animal husbandry.....	1 2,300	1 2,300	1 2,300		
Salary range, \$1,500 to \$1,860; average, \$1,680—					
Assistant clerk.....	1 1,800	1 1,800	1 1,635		
Salary range, \$1,320 to \$1,680; average, \$1,500—					
Junior clerk.....	1 1,500	1 1,500	1 1,500		
Salary range, \$1,140 to \$1,500; average, \$1,320—					
Junior typist.....	1 1,140	1 1,140			
Unskilled laborers.....	2 1,380	2 1,380	2 1,387		
Salary range, \$900 to \$1,140; average, \$1,020—					
Unskilled laborers.....	2 990	2 990	2 990		
Salary range, \$600 to \$780; average, \$690—					
Unskilled laborers.....	2 600	2 600	2 600		
Salary range, \$420 to \$600; average, \$510—					
Unskilled laborers.....	15 501	15 501	16 511		
Total average number of employees.....	28	28	27½		
Total salaries and wages, field service.....	28, 574. 00	28, 574. 00	26, 233. 06		
Deduct allowances for subsistence, lodging, etc.....	880. 00	880. 00	535. 00		
01 Cash payment salaries and wages.....	27, 694. 00	27, 694. 00	25, 698. 06		
Supplies and materials:					
0220 Scientific and educational supplies.....	50. 00	50. 00	43. 57		
0230 Fuel.....	2, 300. 00	2, 100. 00	2, 311. 95		
0250 Forage and other supplies for animals.....	5, 400. 00	4, 000. 00	6, 425. 40		
0280 Sundry supplies.....	550. 00	250. 00	759. 93		
02 Total supplies and materials.....	8, 300. 00	6, 400. 00	9, 540. 85		
04 Subsistence and care of animals.....	50. 00	50. 00	48. 06		
Communication service:					
6500 Telegraph service.....	15. 00	15. 00	13. 89		
6510 Telephone service.....	65. 00	65. 00	64. 59		
05 Total communication service.....	80. 00	80. 00	78. 48		
Travel expenses:					
0615 Transportation.....	1, 500. 00	1, 500. 00	1, 619. 94		
0616 Subsistence.....	1, 000. 00	1, 000. 00	1, 061. 65		
06 Total travel expenses.....	2, 500. 00	2, 500. 00	2, 681. 59		
07 Transportation of things (service).....	581. 00	331. 00	613. 26		
12 Repairs and alterations.....	3, 600. 00	3, 500. 00	3, 591. 85		
13 Special and miscellaneous current expenses.....	100. 00	100. 00	102. 10		
Equipment:					
3010 Furniture, furnishings, and fixtures.....	25. 00	25. 00	16. 73		
3050 Other equipment.....	1, 000. 00	750. 00	919. 04		
30 Total equipment.....	1, 025. 00	775. 00	935. 77		
Reserve.....		2, 500. 00			
Total.....	43, 930. 00	43, 930. 00	43, 290. 02		



*Estimates of appropriations required for the service of the fiscal year ending June 30, 1928—Continued*

General object (title of appropriation), date of acts, references to Statutes at Large, or to Revised Statutes, and estimated amount required for each detailed object	Total amount to be appropriated under each head of appropriation		Amount appropriated for the fiscal year ending June 30, 1927
<b>Experiments in Dairying and Livestock Production in Western United States—</b> To enable the Secretary of Agriculture to conduct investigations and experiments in problems connected with the establishment of dairying and meat-production enterprises on the semiarid and irrigated lands of the western United States, including the purchase of livestock and the employment of necessary persons and means in the city of Washington and elsewhere <b>[\$41,610]</b> ( <i>acts Aug. 11, 1916, vol. 39, p. 491, sec. 1; May 11, 1926, vol. 44, pp. 528, 529</i> )	\$45, 610. 00		\$41, 610. 00
<b>EXPERIMENTS IN DAIRYING AND LIVESTOCK PRODUCTION IN SEMIARID AND IRRIGATED DISTRICTS OF THE WESTERN UNITED STATES</b>	Estimated expenditures, 1928 appropriation	Estimated expenditures, 1927 appropriation	Expended and obligated, 1926
<b>Field service:</b> Salaries and wages— Salary range, \$3,000 to \$3,600; average, \$3,300— Associate animal husbandman..... Salary range, \$2,400 to \$3,000; average, \$2,700— Assistant animal husbandman..... Salary range, \$1,680 to \$2,040; average, \$1,860— Agents in animal husbandry..... Salary range, \$1,020 to \$1,260; average, \$1,140— Agent in animal husbandry..... Unskilled laborers..... Salary range, \$900 to \$1,140; average, \$1,020— Unskilled laborer..... Total average number of employees..... Total salaries and wages, field service..... Deduct allowances for subsistence, lodging, etc.....	Average— No.   Salary 1     \$3,300 1     2,600 1     1,800 1     1,200 3     1,140 1     960 8 13,280.00 380.00	Average— No.   Salary 1     \$3,300 1     2,600 1     1,800 1     1,200 3     1,140 1     960 8 13,280.00 380.00	Average— No.   Salary 1     \$3,300 1     2,600 1     1,800 1     1,200 2 1/2   1,135 1     960 6 1/4 10,181.47 360.95
01 Cash payment salaries and wages.....	12,900.00	12,900.00	9,820.52
Supplies and materials: 0200 Stationery and office supplies..... 0210 Medical and hospital supplies..... 0220 Scientific and educational supplies..... 0230 Fuel..... 0250 Forage for animals..... 0280 Sundry supplies.....	10.00 5.00 25.00 225.00 2,943.00 250.00	10.00 5.00 25.00 225.00 2,443.00 250.00	2.60 28.60 228.70 4,226.78 233.52
02 Total supplies and materials.....	3,458.00	2,968.00	4,720.10
Communication service: 0500 Telegraph service..... 0510 Telephone service..... 0520 Other communication service.....	40.00 20.00 2.00	40.00 20.00 2.00	37.11 15.05
05 Total communication service.....	62.00	62.00	52.16
Travel expenses: 0615 Transportation..... 0616 Subsistence.....	2,000.00 1,250.00	2,000.00 1,250.00	2,680.52 1,497.82
06 Total travel expenses.....	3,250.00	3,250.00	4,178.34
07 Transportation of things (service).....	275.00	275.00	250.37
08 Photographing and making of photographs and prints.....	10.00	10.00	7.95
10 Furnishing of heat, light, power, and electricity.....	125.00	125.00	117.09
11 Rent.....	820.00	820.00	120.00
12 Repairs and alterations.....	500.00	500.00	362.05
13 Special and miscellaneous current expenses.....			182.38
Equipment: 3010 Furniture, furnishings, and fixtures..... 3050 Other equipment.....	10.00 25.00	10.00 25.00	9.50 24.00
30 Total equipment.....	35.00	35.00	33.50
Reserve.....		500.00	
Total.....	21,435.00	21,435.00	19,844.46
<b>EXPERIMENTS IN DAIRYING AND LIVESTOCK PRODUCTION IN WESTERN UNITED STATES</b>			
<b>Field service:</b> Salaries and wages— Salary range, \$3,000 to \$3,600; average, \$3,300— Associate dairy husbandman..... Salary range, \$2,400 to \$3,000; average, \$2,700— Assistant dairy husbandmen..... Salary range, \$1,320 to \$1,680; average, \$1,500— Unskilled laborers..... Salary range, \$1,140 to \$1,500; average, \$1,320— Unskilled laborers..... Total average number of regular employees..... Total salaries and wages, regular employees.....	1     3,300 2     2,650 2     1,380 2     1,200 7 13,760	1     3,300 1     2,900 2     1,380 2     1,200 6 11,360	3,283 2,875 1,375 1,228 5 1/4 11,184

*Estimates of appropriations required for the service of the fiscal year ending June 30, 1928—Continued*

General object (title of appropriation), date of acts, references to Statutes at Large, or to Revised Statutes, and estimated amount required for each detailed object

Total amount to be appropriated under each head of appropriation

Amount appropriated for the fiscal year ending June 30, 1927

*Experiments in Dairying and Livestock Production in Western United States—Continued.*

	Estimated expenditures, 1928 appropriation	Estimated expenditures, 1927 appropriation	Expended and obligated, 1925
Field service—Continued.	<i>Average—</i>	<i>Average—</i>	<i>Average—</i>
Salaries and wages—Continued.	<i>No. Salary \$500</i>	<i>No. Salary \$500</i>	<i>No. Salary \$458</i>
Deduct allowances for subsistence, lodging, etc.....			
Cash payment, salaries and wages.....	1½ 13,200	1½ 10,880	1½ 10,726
Temporary employees at \$300 to \$1,320 per year.....	1½ 900	1½ 900	1½ 832
Total salaries and wages, temporary employees.....			
Total number of employees.....	8½	7½	7½
01 Total salaries and wages, field service.....	14,100	11,780	11,558
The difference between 1928 and 1927 is due to increase in force, \$2,400.			
Supplies and materials:			
0200 Stationery and office supplies.....	125.00	100.00	98.32
0210 Medical and hospital supplies.....	100.00	100.00	79.90
0220 Scientific and educational supplies.....	150.00	125.00	121.05
0230 Fuel.....	800.00	800.00	760.07
0250 Forage and other supplies for animals.....	5,100.00	4,000.00	3,727.45
0280 Sundry supplies.....	180.00	150.00	128.10
0290 Materials.....	100.00	80.00	76.35
02 Total supplies and materials.....	6,555.00	5,355.00	4,991.24
Communication service:			
0500 Telegraph service.....	15.00	15.00	11.00
0510 Telephone service.....	70.00	70.00	66.65
05 Total communication service.....	85.00	85.00	77.65
Travel expenses:			
0615 Transportation.....	900.00	650.00	632.50
0616 Subsistence.....	150.00	100.00	67.70
06 Total travel expenses.....	1,050.00	750.00	700.20
07 Transportation of things (service).....	625.00	625.00	588.75
08 Photographing and photographic prints.....	25.00	25.00	20.05
12 Repairs and alterations.....	650.00	600.00	601.04
13 Special and miscellaneous current expenses.....	750.00	750.00	727.22
Equipment:			
3020 Educational, scientific, and recreational equipment.....	25.00	25.00	17.41
3050 Other equipment.....	250.00	200.00	177.87
30 Total equipment.....	275.00	225.00	195.28
Total.....	24,175.00	20,175.00	19,458.93

*Dairying and Livestock Experiment Station, Mandan, North Dakota—*

To enable the Secretary of Agriculture to carry out the provisions of the act entitled "An act to authorize the establishment of a dairying and livestock experiment station at Mandan, North Dakota," approved July 3, 1926, \$25,000, to be immediately available (submitted)

\$25,000.00

	Estimated expenditures, 1928 appropriation	Estimated expenditures, 1927 appropriation	Expended and obligated, 1925
Field service:	<i>Average—</i>	<i>Average—</i>	<i>Average—</i>
Salaries and wages—	<i>No. Salary \$3,000</i>	<i>No. Salary</i>	<i>No. Salary</i>
Salary range, \$3,000 to \$3,600; average, \$3,300—			
Associate dairy husbandman.....	1		
01 Total average number of employees.....	1		
Total salaries and wages, field service.....	3,000		
Travel expenses:			
0615 Transportation.....	175		
0616 Subsistence.....	225		
06 Total travel expenses.....	400		
30 Equipment.....	600		
31 Land and interests in land.....	10,000		
32 Structures.....	11,000		
Total.....	25,000		

<sup>1</sup> Superintendent's house and office, 2-story frame, 28 by 38 by 25 feet, 28,600 cubic feet, at 30 cents per cubic foot; one well 300 feet deep, with pumping equipment, at \$7 per-foot; one 8-inch main sewer line and septic tank, 600 feet, at \$1.66 per foot.

*Estimates of appropriations required for the service of the fiscal year ending June 30, 1928—Continued*

General object (title of appropriation), date of acts, references to Statutes at Large, or to Revised Statutes, and estimated amount required for each detailed object	Total amount to be appropriated under each head of appropriation	Amount appropriated for the fiscal year ending June 30, 1927
<p><b>Passenger-Carrying Vehicles—</b></p> <p>That not to exceed <b>[\$150,000]</b> <b>\$135,000</b> of the lump-sum appropriations herein made for the Department of Agriculture shall be available for the purchase, maintenance, repair, and operation of motor-propelled and horse-drawn passenger-carrying vehicles necessary in the conduct of the field work of the Department of Agriculture outside the District of Columbia: <i>Provided</i>, That not to exceed <b>[\$45,000]</b> <b>\$30,000</b> of this amount shall be expended for the purchase of such vehicles, and that such vehicles shall be used only for official service outside the District of Columbia, but this shall not prevent the continued use for official service of motor trucks in the District of Columbia: <i>Provided further</i>, That the Secretary of Agriculture is authorized to <b>[purchase]</b> <i>expend</i>, from the funds provided for carrying out the provisions of the Federal highway act of November 9, 1921 (Forty-second Statutes at Large, page 212), not to exceed <b>[\$40,000]</b> <b>\$25,000</b> for the purchase of motor-propelled passenger-carrying vehicles to replace such vehicles <b>[transferred under authority of the acts of February 23, 1919 (Fortieth Statutes at Large, page 1201), March 15, 1920 (Forty-first Statutes at Large, page 530), and November 9, 1921 (Forty-second Statutes at Large, page 212), from the War Department and retained]</b> <i>heretofore acquired</i> and used by the Secretary of Agriculture in the construction and maintenance of national-forest roads or other roads constructed under his direct supervision which are or may become unserviceable, <i>including the replacement of not to exceed two such vehicles for use in the administrative work of the Bureau of Public Roads in the District of Columbia: Provided further, That expenditures from appropriations contained in this act for the maintenance, upkeep, and repair, exclusive of garage rent, pay of operator, fuel and lubricants, on any one vehicle used by the Department of Agriculture shall not exceed one-third of the market price of a new vehicle of the same make or class, and in any case more than \$500: Provided further, That the Secretary of Agriculture shall, on the first day of each regular session of Congress, make a report to Congress showing the amount expended under the provisions of this paragraph during the preceding fiscal year: Provided further, That the Secretary of Agriculture may exchange motor-propelled and horse-drawn vehicles, tractors, road equipment, and boats, and parts, accessories, tires, or equipment thereof, in whole or in part payment for vehicles, tractors, road equipment, or boats, or parts, accessories, tires, or equipment of such vehicles, tractors, road equipment, or boats, purchased by him.</i></p>		

*Statement of proposed expenditures for the purchase, maintenance, repair, and operation of motor-propelled and horse-drawn passenger-carrying vehicles in the conduct of the field work of the Department of Agriculture outside of the District of Columbia for the fiscal year ending June 30, 1928, as required by section 5 of the act of July 16, 1914 (33 Stat. 503)*

## TO BE PURCHASED DURING THE FISCAL YEAR 1928.

Bureau, division, or office	Horse drawn or motor propelled	Appropriation	For purchase						Net cost	For main- tenance, repair, and opera- tion	Public purpose for which intended	Officials and em- ployees by whom used
			New vehicles			Vehicles to be exchanged						
			Num- ber	Description	Gross cost	Num- ber	Descrip- tion	Allow- ance (esti- mated)				
Bureau of Agri- cultural Eco- nomics.	Motor prop- elled.	Market inspec- tion of perish- able foods.	3	Touring.....	\$1,350	3	Ford trucks.	\$150	\$1,200	\$600	Transporting inspectors between inspection points in the follow- ing cities and neighboring in- spection points: Kansas City, Chicago, and Detroit. These cars are needed to replace trucks now in use for quick transportation of inspectors and market reporters from point to point. Railroad yards in which work is done are not readily reached by street car and loss of time results in fail- ure to make the service of greatest value. Trucks are not well adapted for this pur- pose.	Inspectors of fruits and vegetables and Market News Service reporters.
Do.....	do.....	do.....	3	do.....	1,350				1,350	600	For shipping-point inspection work in Texas, Indiana, and New York. It is necessary to hire cars or to depend on the use of privately owned cars, which is not satisfactory. Cars will be moved from point to point as service is needed. Use of cars saves a great deal of time as inspection points are not readily accessible by any other means of transpor- tation.	Market inspectors of fruits and veg- etables.

## Estimates of appropriations required for the service of the fiscal year ending June 30, 1928—Continued

Statement of proposed expenditures for the purchase, maintenance, repair, and operation of motor-propelled and horse-drawn passenger-carrying vehicles in the conduct of the field work of the Department of Agriculture outside of the District of Columbia for the fiscal year ending June 30, 1928, as required by section 5 of the act of July 16, 1914 (38 Stat. 508)—Continued

## TO BE PURCHASED DURING THE FISCAL YEAR 1928—Continued

Bureau, division, or office	Horse-drawn or motor propelled	Appropriation	For purchase						Net cost	For maintenance, repair, and operation	Public purpose for which intended	Officials and employees by whom used
			New vehicles			Vehicles to be exchanged						
			Number	Description	Gross cost	Number	Description	Allowance (estimated)				
Bureau of cultural economics.	Motor propelled.	Enforcement of the United States grain standards act.	7	Touring	\$3,150	7	3 (R.) 3 (T.) 1 truck	\$800	\$2,350	\$1,400	To replace worn-out cars at Indianapolis, Kansas City, Minneapolis (2), Tacoma, Duluth, and Seattle.	Grain samplers, supervisors, and others in connection with the administration of the grain standards act.
Do.	do.	Administration of the United States warehouse act.	4	Coupes	2,200	4	Coupes	800	1,400	800	To replace worn-out cars at Raleigh (2), Atlanta, and Sacramento for use in transporting warehouse inspectors between licensed warehouses scattered over wide areas.	Warehouse inspectors.
Do.	do.	Enforcement of United States cotton futures and United States cotton standards act.	1	Touring	450	1	Touring	100	350	200	Replace car in use at New Orleans in connection with the enforcement of the cotton futures act.	Cotton classifiers and supervisors.
Do.	do.	Market News Service.	1	Coupe	550	1	Coupe	200	350	200	Replace worn-out car used for travel between railroad yards, markets, stockyards, etc., to obtain market information regarding livestock and meats.	Livestock and meat reporters.
Bureau of Animal Industry.	do.	General expenses (inspection and quarantine).	4	Autos	1,800	4	Autos	400	1,400	1,320	Travel to farms, ranches, and reservations in connection with the eradication of scabies in sheep and cattle.	Veterinary inspectors in New Mexico, Wyoming, Montana, and Colorado.
Do.	do.	General expenses (eradication of tuberculosis).	13	do	5,850	13	do	1,275	4,575	4,290	Travel to farms and premises for tuberculin testing and other work on tuberculosis eradication.	Veterinary inspectors in 19 States.
Do.	do.	General expenses (eradication of cattle ticks).	5	do	2,250	1	do	100	2,150	1,650	Travel to farms, premises, and dipping vats to inspect cattle for ticks and supervise the dipping of cattle.	Veterinary inspectors in Louisiana, Alabama, South Carolina, Texas, Mississippi, Florida, Arkansas, and North Carolina.
Do.	do.	General expenses (eradication of hog cholera).	1	do	450	1	do	100	350	330	Travel to farms and premises in connection with the eradication of hog cholera.	Veterinary inspectors in Ohio, Nebraska, and Wisconsin.
Do.	do.	Meat inspection.	4	do	1,800	2	do	200	1,600	1,320	Travel to abattoirs and meat-packing plants under Federal inspection.	Inspectors in charge in Kansas, California, Rhode Island, and Wisconsin.
Bureau of Entomology.	do.	Prevention of spread of European corn borer.	1	High-power 5-passenger car.	1,700				1,700	250	A high-power 5-passenger car is needed in connection with the corn-borer control operations. The bureau has at present one 5-passenger automobile of this type assigned to the Cleveland, Ohio, corn-borer headquarters. This car is being used for extensive and frequent inspection trips from the Cleveland headquarters to various points throughout the State of Ohio and the western part of the States of Pennsylvania and New York. Through the spread of the European corn borer into the State of Indiana during the past year it has been necessary to quarantine that State and to inaugurate quarantine and clean-up operations for the control of this insect there in addition to the States of Pennsylvania, Ohio, and Michigan. The bureau will be required to establish an additional field base in the vicinity of Toledo during the spring of 1927 for a more direct supervision of the infested territory in Indiana and Michigan. There will be at least 40 trucks operating from this base and the 5-passenger	Official in charge of field operations.

*Estimates of appropriations required for the service of the fiscal year ending June 30, 1928—Continued*

*Statement of proposed expenditures for the purchase, maintenance, repair, and operation of motor-propelled and horse-drawn passenger-carrying vehicles in the conduct of the field work of the Department of Agriculture outside of the District of Columbia for the fiscal year ending June 30, 1928, as required by section 5 of the act of July 16, 1914 (38 Stat. 508)—Continued*

## TO BE PURCHASED DURING THE FISCAL YEAR 1928—Continued

Bureau, division, or office	Horse drawn or motor propelled	Appropriation	For purchase						Net cost	For maintenance, repair, and operation	Public purpose for which intended	Officials and employees by whom used
			New vehicles			Vehicles to be exchanged						
			Number	Description	Gross cost	Number	Description	Allowance (estimated)				
Office of Experiment Stations.	Motor propelled	General expenses.	1	Touring	\$500				\$500	\$400	closed car will be needed for the use of the official in charge in making supervision trips throughout this territory. As this travel is performed under all conditions of weather, principally under the changeable and severe climatic conditions of the Great Lakes, the use of a closed car is essential to reasonable safety and comfort. The clean-up work will be in progress during the entire winter and a direct supervision of the field crews must be maintained throughout the year. The official in charge of the work is a very large man and the use of a small car is not only impracticable but impossible in his case.	Boys' and girls' club leader, Hawaii Experiment Station.
Federal Horticultural Board.	do.	General expenses enforcement plant quarantine act.	3	Runabouts.	1,350	3	Light trucks.	\$295	1,055	1,000	For use in connection with the supervision of boys' and girls' clubs and other extension activities.	Plant quarantine inspectors.
Do.	do.	Suppressing spread pink bollworm of cotton.	3	Touring cars.	1,470	2	do.	150	1,320	930	For making inspection trips to points inaccessible by rail.	Inspectors.
Forest Service.	do.	General expenses.	1	Coupe	900	1	Dodge truck.	300	600	500	Inspection for and the eradication of the pink bollworm of cotton.	Clarke-McNary law inspector.
Do.	do.	do.	1	Touring	970	1	Dodge touring.	150	820	500	Travel of Clarke-McNary law inspector in Lake States.	Logging engineer, assistant district forester.
Do.	do.	do.	1	do.	472	1	Ford touring.	75	397	400	Travel of men engaged in timber sale supervision in California National Forest district.	Administrative assistant in operation.
Do.	do.	do.	1	do.	1,000				1,000	410	For use of officers in charge of fire-fighting and air-patrol work in California National Forest district.	Director of experiment station and technical assistants.
Do.	do.	do.	1	do.	500				500	300	Travel of personnel of Pacific Northwest Forest Experiment Station in conducting research in timber growing, forestation, and fire protection in Pacific Northwest.	Do.
Do.	do.	do.	1	do.	500				500	300	Travel of personnel of Northern Rocky Mountain Forest Experiment Station in conducting research in timber growing, forestation, and fire protection in Inland Empire.	Do.
Do.	do.	do.	1	do.	500				500	300	Travel of personnel of Lake States Forest Experiment Station in conducting research in timber growing, forestation, and fire protection in Lake States.	Do.
Do.	do.	do.	1	do.	500				500	300	Travel of personnel of Northeastern Forest Experiment Station in conducting research in timber growing, forestation, and fire protection in New England.	Do.
Do.	do.	do.	1	Speeder	160				160	40	For forest fire patrol and general administrative work on Jefferson National Forest, Mont.	Forest rangers and forest guards.
Do.	do.	do.	1	do.	400				400	50	For use of forest officers assigned to timber sale work on Umpqua National Forest.	Do.
Do.	do.	do.	1	do.	350				350	50	Patrol of Carr Lumber Co. railroad on Pisgah National Forest.	Do.
Bureau of Public Roads.	do.	Agricultural engineering.	3	Autos (\$1,000 class).	3,000	2	1 Dodge, 1 Ford.	125	2,875	900	Investigations of agricultural engineering problems.	For use of irrigation and drainage engineers in California, Idaho, and Texas.
Total									29,752	19,040		

*Estimates of appropriations required for the service of the fiscal year ending June 30, 1928—Continued*

*Statement of proposed expenditures for the purchase, maintenance, repair, and operation of motor-propelled and horse-drawn passenger-carrying vehicles in the conduct of the field work of the Department of Agriculture outside of the District of Columbia for the fiscal year ending June 30, 1928, as required by section 5 of the act of July 16, 1914 (38 Stat. 508)—Continued*

## FOR MAINTENANCE, REPAIR, AND OPERATION DURING THE FISCAL YEAR 1928

Bureau, division, or office	Appropriation	Number	Description	Amount	Public purpose for which intended	Officials and employees by whom used
Bureau of Agricultural Economics.	Market inspection of perishable foods.	10	4 Ford coupes, 3 Ford touring, 3 Ford roadsters.	\$2,150	Transporting inspectors between headquarters and widely scattered inspection points in connection with the shipping point inspection of fruits and vegetables and inspection at terminal points and adjacent points.	Federal inspectors of fruits and vegetables.
Do.....	Farm management and practice.	2	Ford touring.....	430	Transporting representatives of bureau in connection with farm-management studies.	Research workers in farm management and farm organization studies.
Do.....	Enforcement of the United States cotton futures act and United States cotton-standards act.	1	do.....	215	Collecting data and making inspection in connection with the enforcement of the United States cotton futures act.	Representatives of the bureau charged with the enforcement of the United States cotton futures act.
Do.....	Enforcement of the United States grain standards act.	9	4 Ford touring, 5 Ford roadsters.	1,935	Transporting grain samplers, supervisors, and others, and grain samplers between Federal grain supervision offices and railroad yards, wharves, and grain elevators.	Grain supervisors and other representatives of the Federal grain supervision.
Do.....	Administration of the United States warehouse act.	6	Ford coupes.....	1,290	Transporting warehouse inspectors between licensed warehouses, scattered over large areas, making the use of automobiles imperative.	Warehouse inspectors.
Bureau of Animal Industry.	General expenses (inspection and quarantine).	15	Automobiles.....	5,183	Field transportation in connection with the inspection and dipping of cattle and sheep for scabies.	Veterinary inspectors in North Dakota, South Dakota, Wyoming, Colorado, Nebraska, Washington, California, Utah, Montana, and New Mexico.
Do.....	General expenses (eradicating tuberculosis).	72	do.....	24,480	Field transportation to farms in connection with tuberculin testing.	Veterinary inspectors in 21 States.
Do.....	General expenses (eradicating cattle ticks).	33	do.....	11,527	Field transportation to farms, ranches, and dipping vats to inspect cattle and supervise dipping for cattle ticks.	Veterinary inspectors in Louisiana, Alabama, South Carolina, North Carolina, Mississippi, Texas, Florida, and Arkansas.
Do.....	Meat inspection.....	14	do.....	4,810	Travel to meat-packing plants in meat inspection at Sioux City, Chicago, Cincinnati, Kansas City, Lewiston, Memphis, San Diego, Baltimore, Richmond, and South St. Paul.	Inspectors in charge in Maryland, Ohio, Illinois, Kansas, Idaho, Tennessee, California, Virginia, and Minnesota.
Do.....	General expenses (eradicating hog cholera).	5	do.....	1,627	Field travel to control outbreaks of disease.	Veterinary inspectors in Ohio, Nebraska, Wisconsin, and Kansas.
Do.....	General expenses (hog-cholera research).	1	do.....	371	Travel from Ames, Iowa, to surrounding country to investigate hog-cholera outbreaks.	Veterinary inspectors in Iowa.
Do.....	General expenses (control of viruses).	1	do.....	371	Travel to establishments producing antihog-cholera serum and other products in Kansas City and vicinity.	Veterinary inspectors in Kansas.
Do.....	General expenses (animal husbandry).	2	Busses.....	1,114	Convey scientific workers between the experiment farm at Beltsville, Md., and Washington, D. C.	Scientific workers engaged in research problems in animal husbandry and supervising officials.
Bureau of Chemistry.	Enforcement of the food and drugs act.	1	Ford touring.....	415	Inspecting food and drug factories.	Official in charge, Philadelphia station.
Do.....	do.....	1	Ford runabout.....	515	do.....	Official in charge, Boston station.
Bureau of Dairy Industry.	General expenses, Bureau of Dairy Industry.	1	Ford touring.....	115	Transportation of employees of the dairy experiment farm between the farm, Beltsville, Md., to Washington, D. C., and other points near by, on official business, and for transporting employees of bureau between farm and railroad station.	Farm superintendent and other farm employees.
Bureau of Entomology.	Prevention of spread of European corn borer.	1	Willys-Knight touring car.	315	Use at headquarters of corn-borer work at Cleveland, Ohio, in inspections of quarantine operations throughout the territory of western Pennsylvania, western New York, and Ohio.	Official in charge and assistants.
Do.....	Preventing spread of Japanese beetle.	1	Buick touring car..	415	Use at Riverton, N. J., and throughout the territory infested by the Japanese beetle in the enforcement of quarantine regulations.	Principal assistants in charge of investigations.
Do.....	do.....	2	Dodge touring cars	\$30	do.....	Do.
Do.....	do.....	1	Ford coupe.....	315	do.....	Do.
Do.....	Preventing spread of gipsy moth	1	Hudson, 7 - passenger.	315	For use of principal assistants in supervising gipsy-moth control operations in the barrier zone. It is necessary to make frequent inspection trips throughout this territory, which covers a strip about 30 miles wide and extending along the eastern border of New York State from Long Island Sound to the Canadian border. A large high-power closed car that can operate at all seasons of the year is needed in this territory to transfer the men working in this zone to places inaccessible to railroads and to carry State officials and others on inspection trips when necessary.	Principal assistants in charge of investigations, scientific assistants, foremen, and scouts under their supervision and direction.
Do.....	do.....	8	Ford touring cars..	1,320	For use in supervising and directing laboratory, scouting, quarantine, and silvicultural work, in colonizing parasites, and in making immediate inspections of perishable nursery stock upon telegraphic or telephone requests at nurseries and in the infested area.	Do.
Do.....	do.....	1	Studebaker light 6 touring car.	315	do.....	Do.

*Estimates of appropriations required for the service of the fiscal year ending June 30, 1928—Continued*

*Statement of proposed expenditures for the purchase, maintenance, repair, and operation of motor-propelled and horse-drawn passenger-carrying vehicles in the conduct of the field work of the Department of Agriculture outside of the District of Columbia for the fiscal year ending June 30, 1928, as required by section 5 of the act of July 16, 1914 (38 Stat. 508)—Continued*

## FOR MAINTENANCE, REPAIR, AND OPERATION DURING THE FISCAL YEAR 1928—Continued

Bureau, division, or office	Appropriation	Number	Description	Amount	Public purpose for which intended	Officials and employees by whom used
Bureau of Entomology.	Southern field-crop insects.....	7	Ford touring cars..	\$1,905	For use in supervising and visiting experimental operations on numerous plantations in the vicinity of Tallulah, La.	Principal assistants.
Do.....	do.....	1	Ford touring car..	415	For use at Clarksville, Tenn., in connection with investigations of tobacco insects; for collection of data and visiting points in the vicinity where experiments are being carried on.	Official in charge and assistants.
Do.....	Miscellaneous insects.....	1	do.....	215	For use at Dallas, Tex., in connection with investigations of insects affecting the health of man.	Do.
Do.....	Truck-crop insects.....	1	do.....	315	For use at Tampa, Fla., in connection with the sweet-potato weevil control operations in Florida.	Do.
Office of Experiment Stations.	Experiment stations.....	4	do.....	1 560	Transportation of mail, supplies, and employees; for the collection of data, visiting cooperative experiments, extension work, etc.	Directors of experiment stations and their assistants in Hawaii, Porto Rico, Guam, and the Virgin Islands.
Federal Horticultural Board.	General expenses, Federal Horticultural Board, 1928 (enforcement of plant quarantine act).	2	Ford runabouts.....	630	For making inspection trips to points inaccessible by rail.	Plant quarantine inspectors of the Federal Horticultural Board.
Do.....	Suppressing spread of pink bollworm of cotton, 1928 (eradication).	4	Ford touring cars.....	2,060	Inspection for and the eradication of the pink bollworm of cotton.	Inspectors of the Federal Horticultural Board.
Do.....	do.....	1	Dodge touring car.....	615	do.....	Chief inspector and assistants.
Forest Service.....	General expenses, Forest Service.	27	Speeders.....	1,350	Protection and administration of national forests; fire patrol and fire suppression along railroad rights of way; transportation of employees engaged in timber sale administration, and other activities.	Forest supervisors, forest rangers, lumbermen, scalers, forest guards, etc.
Do.....	do.....	1	Motorcycle.....	100	Fire patrol and fire suppression on Mount Hood National Forest, Oreg.	Forest guard.
Do.....	do.....	18	Automobiles.....	6,900	General administration of national forest districts and national forests; transportation of experiment station employees and equipment of experimental areas; travel of Clarke-McNary law inspectors.	District foresters, specialists in district offices, employees of forest experiment stations, and Clarke-McNary law inspector.
Bureau of Plant Industry.	General expenses, Bureau of Plant Industry (cotton and truck diseases).	1	Ford touring car.....	315	To transport employees at the Greeley, Colo., field station, and supplies, from the town of Greeley to the field station and return, and to furnish transportation facilities for visiting potato fields in the potato-growing regions of Wyoming, Nebraska, and Colorado, in connection with potato-disease investigational work.	Official in charge and assistants.
Do.....	do.....	1	do.....	365	To furnish transportation facilities for visiting truck fields in the truck-crop regions in California in connection with the investigation of diseases of celery, lettuce, and other truck crops.	Official in charge and temporary assistants.
Do.....	General expenses, Bureau Plant Industry, crop physiology.	1	do.....	215	Supervision of station work at Palm Springs, Mecca, Martinez, and Indio, Calif., and for visiting and inspecting cooperative experiments in testing date palms in the region about the United States experiment date garden at Indio, Calif.	Superintendent of station and associate horticulturists.
Do.....	General expenses, Bureau Plant Industry, crop acclimatization.	1	do.....	265	This machine is the property of the Indian Bureau of the Interior Department, and has been loaned to the Bureau of Plant Industry for use in connection with the acclimatization and adaptation investigations in cooperation with the Indian Bureau in the vicinity of the United States field station, Sacaton, Ariz. It is in constant use and greatly facilitates the work of our men by providing means of getting about the country at a saving of time and expense.	Superintendent of stations, assistant agronomist, assistant physiologist, junior agronomist, scientific aid, and other employees.
Do.....	General expenses, Bureau Plant Industry, dryland agriculture.	3	Ford touring cars.....	945	Inspection trips to cooperators in the States of Montana, North Dakota, South Dakota, and Wyoming in cooperative shelterbelt work.	Inspection force of the field station, Mandan, N. Dak., engaged in in the shelterbelt work.
Do.....	do.....	1	do.....	215	Making official trips between the field station and town and in making trips of inspection in the vicinity of the station.	Superintendent and assistants at field station, Mandan, N. Dak.
Do.....	do.....	1	Buggy.....	5	do.....	Superintendent and assistants at field station, Akron, Colo.
Do.....	do.....	1	do.....	5	do.....	Superintendent and assistants at field station, Ardmore, S. Dak.
Do.....	do.....	1	do.....	5	do.....	Superintendent and assistants at field station, Lawton, Okla.
Do.....	do.....	1	do.....	5	do.....	Superintendent and assistants at field station, Mandan, N. Dak.
Do.....	do.....	1	Surrey.....	5	do.....	Do.

*Estimates of appropriations required for the service of the fiscal year ending June 30, 1928—Continued*

*Statement of proposed expenditures for the purchase, maintenance, repair, and operation of motor-propelled and horse-drawn passenger-carrying vehicles in the conduct of the field work of the Department of Agriculture outside of the District of Columbia for the fiscal year ending June 30, 1928, as required by section 5 of the act of July 16, 1914 (38 Stat. 508)—Continued*

**FOR MAINTENANCE, REPAIR, AND OPERATION DURING THE FISCAL YEAR 1928—Continued**

Bureau, division, or office	Appropriation	Number	Description	Amount	Public purpose for which intended	Officials and employees by whom used
Bureau of Plant Industry.	General expenses, Bureau Plant Industry, western irrigation agriculture.	1	Road cart .....	\$5	For use by the farm superintendents and assistants in making trips between the stations and the towns for the purpose of purchasing supplies, transporting official visitors, etc. These field stations are located from one to seven miles from the nearest towns, and conveyances are absolutely necessary to the efficient conduct of the work.	Farm superintendents and assistants at the United States Belle Fourche station, Newell, S. Dak.
Do.....	.....do.....	4	Buggies .....	40	.....do.....	Farm superintendents and assistants, Newell, S. Dak., and Huntley, Mont.
Do.....	General expenses, Bureau Plant Industry, Arlington Farm.	1	Automobile bus...	700	For use in transporting employees of the Department of Agriculture at Arlington Experiment Farm.	Various employees of the Department of Agriculture.
Do.....	.....do.....	2	Horse-drawn runabouts.	100	The farm is nearly 400 acres in extent, and to properly superintend the various field operations, and to economize time in getting from one place to another it is absolutely necessary to use such runabouts or other similar vehicles.	Horticulturist and superintendent in charge, and assistant superintendent.
Do.....	.....do.....	1	Indian motor cycle	25	For patrol duty and transportation of foremen and messengers in connection with experimental work at the farm.	Messenger and foremen.
Bureau of Public Roads	Agricultural engineering.....	16	15 Ford touring; 1 Overland.	6,240	Investigations of agricultural engineering problems.	Irrigation and drainage engineers.
Weather Bureau.....	General expenses, Weather Bureau.	1	Runabout, Ford...	315	Patrolling and repairing Government telegraph lines.	Official in charge and assistants, Port Angeles, Wash.
Total.....	.....		.....	86,208	.....	.....

General object (title of appropriation), date of acts, references to Statutes at Large, or to Revised Statutes, and estimated amount required for each detailed object

Total amount to be appropriated under each head of appropriation

Amount appropriated for the fiscal year ending June 30, 1926

**Eradication of Foot-and-Mouth and Other Contagious Diseases of Animals—**

In case of an emergency arising out of the existence of foot-and-mouth disease, rinderpest, contagious pleuropneumonia, or other contagious or infectious disease of animals which, in the opinion of the Secretary of Agriculture, threatens the livestock industry of the country, he may expend, in the city of Washington or elsewhere, the sum of **[\$5,000] \$100**, together with any unexpended balances of appropriations heretofore made for this purpose, in the arrest and eradication of any such disease, including the payment of claims growing out of past and future purchases and destruction, in cooperation with the States, of animals affected by or exposed to, or of materials contaminated by or exposed to, any such disease, wherever found and irrespective of ownership, under like or substantially similar circumstances, when such owner has complied with all lawful quarantine regulations: *Provided*, That the payment for animals hereafter purchased may be made on appraisement based on the meat, dairy, or breeding value, but in case of appraisement based on breeding value no appraisement of any animal shall exceed three times its meat or dairy value, and except in case of an extraordinary emergency, to be determined by the Secretary of Agriculture, the payment by the United States Government for any animal shall not exceed one-half of any such appraisements: *And provided further*, That the sum of **\$10,000 of the unexpended balance of the appropriation of \$8,500,000, contained in the Second Deficiency Appropriation Act, fiscal year 1924, approved December 5, 1924, for the eradication of the foot-and-mouth disease and other contagious or infectious diseases of animals, is hereby made available during the fiscal year 1928 to enable the Secretary of Agriculture to control and eradicate the European fowl pest and similar diseases in poultry (acts Mar. 4, 1915, vol. 38, p. 115, sec. 1; May 11, 1926, vol. 44, pp. 529, 530)**.....

**\$100.00**

**\$5,000.00**

	Estimated expenditures, 1928 appropriation	Estimated expenditures, 1927 appropriation	Expended and obligated, 1926
<b>ERADICATION AND CONTROL OF FOOT-AND-MOUTH AND OTHER CONTAGIOUS DISEASES OF ANIMALS</b>			
Field service:			
Salaries and wages—			
Salary range, \$3,800 to \$5,000; average, \$4,400—			
Specialist in foot-and-mouth disease.....	Average— No. Salary	Average— No. Salary	Average— No. Salary
Veterinarian.....	1 \$4,300	1 \$4,300	1 \$4,300
Salary range, \$3,000 to \$3,600; average, \$3,300—			
Associate veterinarian.....	1 3,800	1 3,800	1 3,500
Salary range, \$2,400 to \$3,000; average, \$2,700—			
Assistant veterinarians.....	23 2,578	46 2,724	



*Estimates of appropriations required for the service of the fiscal year ending June 30, 1928—Continued*

General object (title of appropriation), date of acts, references to Statutes at Large, or to Revised Statutes, and estimated amount required for each detailed object				Total amount to be appropriated under each head of appropriation	Amount appropriated for the fiscal year ending June 30, 1927
<i>Eradication of Foot-and-Mouth and Other Contagious Diseases of Animals—Con.</i>					
	Estimated expenditures, 1928 appropriation	Estimated expenditures, 1927 appropriation	Expended and obligated, 1926		
Field service—Continued.					
Salaries and wages—Continued.					
Salary range, \$1,860 to \$2,400; average, \$2,111.42—	Average—	Average—	Average—		
	No. Salary	No. Salary	No. Salary		
Junior veterinarians.....	1 \$2,100	2 \$2,241	1,920		
Senior scientific aid.....		1 1,920	2,300		
Principal scientific aid.....		1 2,100	1,876		
Principal lay inspectors.....	1 2,100	18 2,400			
Senior lay inspectors.....	6 1,860				
Agent.....					
Salary range, \$1,680 to \$2,040; average, \$1,860—					
Assistant lay inspector.....		1 1,680	1,740		
Agent.....		1 1,980			
Clerk.....					
Salary range, \$1,500 to \$1,860; average, \$1,680—					
Agent.....		1 1,500			
Salary range, \$1,320 to \$1,680; average, \$1,500—					
Judicial clerk.....		1 1,680			
Total average number regular employees.....	33 73,445.00	72 185,292.86			
Total salaries and wages, regular employees.....					
Temporary employees at \$1,000 to \$1,500 per annum.....	8 10,000.00	110 146,850.20			
Total number of employees.....	41 83,445.00	182 332,143.06			
01 Total salaries and wages, field service.....					
Supplies and materials:					
0200 Stationery and office supplies.....	5.00	189.42			
0220 Scientific and educational supplies.....	2,000.00	5,383.07			
0230 Fuel.....		3,520.00			
0240 Wearing apparel and sewing supplies.....		2,101.14			
0250 Forage and other supplies for animals.....	2,000.00	6,218.97			
0260 Provisions.....		3,753.41			
0270 Powder, explosives, etc.....		25.69			
0280 Sundry supplies.....	\$100.00	1,143.21			
02 Total supplies and materials.....	100.00	5,005.00	22,334.91		
04 Subsistence and care of animals.....		500.00	2,000.49		
Communication service:					
0500 Telegraph service.....		50.00	448.54		
0510 Telephone service.....		50.00	751.78		
0520 Other communication service.....		10.00	33.21		
05 Total communication service.....		110.00	1,233.33		
Travel expenses:					
0615 Transportation.....		11,942.00	53,616.19		
0616 Subsistence.....		10,732.00	72,989.41		
06 Total travel expenses.....		22,674.00	126,605.60		
07 Transportation of things (service).....		500.00	6,377.32		
08 Photographing and making photographs and prints.....			17.81		
09 Advertising.....			46.60		
01 Furnishing of heat, light, and power.....			86.17		
Rents:					
1100 Rent of buildings.....			2,160.91		
1110 Other rents.....			5,591.96		
11 Total rents.....			7,752.87		
12 Repairs and alterations.....		100.00	2,926.15		
13 Special and miscellaneous current expenses.....		500.00	23,293.92		
Equipment:					
3010 Furniture, furnishings, and fixtures.....		50.00	64.20		
3020 Educational, scientific, and recreational equipment.....		500.00	1,242.81		
3050 Other equipment.....		500.00	4,879.33		
30 Total equipment.....		1,050.00	6,186.34		
53 Awards or damages for the destruction of infected livestock.....		1,116.00	352,958.71		
Reserve.....		2,015,745.19			
Total.....	100.00	2,130,745.19	883,963.58		

*Estimates of appropriations required for the service of the fiscal year ending June 30, 1928—Continued*

General object (title of appropriation), date of acts, references to Statutes at Large, or to Revised Statutes, and estimated amount required for each detailed object				Total amount to be appropriated under each head of appropriation	Amount appropriated for the fiscal year ending June 30, 1927
<b>Eradication of Foot-and-Mouth and Other Contagious Diseases of Animals—Con.</b>					
	Estimated expenditures, 1928 appropriation	Estimated expenditures, 1927 appropriation	Expended and obligated, 1926		
<b>ERADICATION AND CONTROL OF THE EUROPEAN FOWL PEST</b>					
Field service:					
Salaries and wages—	Average—	Average—	Average—		
Salary range, \$2,400 to \$3,000; average, \$2,700—	No. Salary	No. Salary	No. Salary		
Assistant veterinarian.....	1 \$2,125	1 \$2,125	1 \$2,125		
Salary range, \$1,800 to \$2,400; average, \$2,111.42—					
Principal lay inspector.....	1 2,100	1 2,100	1 2,100		
Senior lay inspector.....	4 1,876	4 1,876	4 1,912		
Total average number of regular employees.....	5	5	4		
01 Total salaries and wages, field service.....	9,491.00	9,491.00	7,054.86		
Communication service:					
0500 Telegraph service.....		1.00	.25		
0510 Telephone service.....		2.00	1.95		
05 Total communication service.....		3.00	2.20		
Travel expenses:					
0615 Transportation.....		150.00	125.47		
0616 Subsistence.....		350.00	325.25		
06 Total travel expenses.....		500.00	450.72		
07 Transportation of things (service).....		5.00	1.11		
13 Special and miscellaneous current expenses.....		1.00	.10		
Total.....	10,000.00	10,000.00	7,508.96		
<b>Mileage Rates for Motor Vehicles—</b>					
Whenever, during the fiscal year ending June 30, [1927] 1928, the Secretary of Agriculture shall find that the expenses of travel, including travel at official stations, can be reduced thereby, he may, in lieu of actual operating expenses, under such regulations as he may prescribe, authorize the payment of not to exceed 3 cents per mile for motor cycle or 7 cents per mile for an automobile, used for necessary travel on official business ( <i>act May 11, 1926, vol. 44, p. 530</i> ).					
<b>Collection of Seed-Grain Loans—</b>					
To enable the Secretary of Agriculture to collect moneys due the United States on account of loans made to farmers under the seed-grain loan provisions of the act of March 3, 1921, the seed-grain loan act of March 20, 1922, and the seed and feed loan act of April 26, 1924, [\$15,000] \$10,000, of which amount not to exceed [\$10,000] \$7,190 may be expended for personal services in the District of Columbia ( <i>act May 11, 1926, vol. 44, p. 530</i> )				\$10,000.00	\$15,000.00
	Estimated expenditures, 1928 appropriation	Estimated expenditures, 1927 appropriation	Expended and obligated, 1926		
Departmental service:					
Salaries—	Average—	Average—	Average—		
Clerical, administrative, and fiscal service—	No. Salary	No. Salary	No. Salary		
Grade 6, \$2,100 to \$2,700; average, \$2,400—	1 \$2,500	1 \$2,500	1 \$2,400		
Principal clerk.....	1 1,800	1 1,800	1 1,710		
Grade 4, \$1,680 to \$2,040; average, \$1,860—					
Senior clerk.....	2 1,500	2 1,480	4 1,440		
Grade 2, \$1,320 to \$1,680; average, \$1,500—					
Junior clerks.....	1 1,140	1 1,140	1 1,140		
Grade 1, \$1,140 to \$1,500; average, \$1,320—					
Underclerk.....	4 7,190	5 8,950	6 10,822		
Total average number of employees.....	4	5	6		
Total salaries, departmental service.....	7,190	8,950	10,822		
The difference between 1928 and 1927 is due to decrease in force, \$1,760.					
Field service:					
Salaries and wages—					
Salary range, \$3,800 to \$5,000; average, \$4,400—					
Administrative officer.....	1 2,400	1 2,400	1 2,400		
Salary range, \$2,100 to \$2,700; average, \$2,400—					
Principal clerk.....	1 1,800	1 1,800	1 1,800		
Salary range, \$1,680 to \$2,040; average, \$1,860—					
Clerk.....	1 1,320	1 1,320	1 1,500		
Salary range, \$1,320 to \$1,680; average, \$1,500—					
Junior clerk.....	1 1,320	1 1,320	1 1,320		
Salary range, \$1,140 to \$1,500; average, \$1,320—					
Underclerk.....	1 1,200	1 1,250	2 1,460		
Total average number of employees.....	1	1	2		
Total salaries and wages, field service.....	1,200	1,250	1,460		
The difference between 1928 and 1927 is due to decrease in force, \$2,050.					
01 Total personal services.....	8,390	12,200	17,282		
02 Supplies and materials.....	150.00	300.00	383.14		

*Estimates of appropriations required for the service of the fiscal year ending June 30, 1928—Continued*

General object (title of appropriation), date of acts, references to Statutes at Large, or to Revised Statutes, and estimated amount required for each detailed object	Total amount to be appropriated under each head of appropriation	Amount appropriated for the fiscal year ending June 30, 1927
--	--	--

*Collection of Seed-Grain Loans—Continued.*

	Estimated expenditures, 1928 appropriation	Estimated expenditures, 1927 appropriation	Expended and obligated, 1926
Communication service:			
0500 Telegraph service.....	\$10.00	\$10.00	\$19.11
0510 Telephone service.....		50.00	127.06
0520 Other communication service.....		10.00	20.23
05 Total communication service.....	10.00	70.00	166.40
Travel expenses:			
0615 Transportation.....	480.00	970.00	2,193.57
0616 Subsistence.....	900.00	1,000.00	1,665.78
06 Total travel expenses.....	1,380.00	1,970.00	3,859.35
07 Transportation of things (service).....		100.00	
Rents:			
1100 Rent of buildings and structures.....		250.00	600.00
1110 Other rents.....		25.00	56.25
11 Total rents.....		275.00	656.25
13 Special and miscellaneous current expenses.....	50.00	60.00	211.25
30 Equipment.....	20.00	25.00	2.00
Total.....	10,000.00	15,000.00	22,560.39

*Forest Roads and Trails—*

For carrying out the provisions of section 23 of the Federal highway act approved November 9, 1921, including not to exceed **[\$48,000]** \$47,000 for departmental personal services in the District of Columbia, **[\$5,000,000]** \$7,500,000, which sum is composed of **[\$3,725,000]** \$3,225,000, the remainder of the sum of \$7,500,000 authorized to be appropriated for the fiscal year **[1926]** 1927 by the act approved February 12, 1925, and **[\$1,275,000]** \$4,275,000, part of the amount authorized to be appropriated for the fiscal year **[1927]** 1928 by the act approved [February 12, 1925] June 22, 1926: *Provided*, That the Secretary of Agriculture shall, upon the approval of this act, apportion and prorate among the several States, Alaska, and Porto Rico, as provided in section 23 of said Federal highway act, the sum of \$7,500,000 authorized to be appropriated for the fiscal year ending June 30, **[1927]** 1928, by the act approved [February 12, 1925] June 22, 1926: *Provided further*, That the Secretary of Agriculture shall incur obligations, approve projects, or enter into contracts under his apportionment and prorating of this authorization, and his action in so doing shall be deemed a contractual obligation on the part of the Federal Government for the payment of the cost thereof: *Provided further*, That the appropriations heretofore, herein, and hereafter made for the purpose of carrying out the provisions of section 8 of the act of July 11, 1916, and of section 23 of the Federal highway act of November 9, 1921, and acts amendatory thereof and supplemental thereto, shall be considered available for the purpose of discharging the obligations created thereunder in any State or Territory: *Provided further*, That the total expenditures on account of any State or Territory shall at no time exceed its authorized apportionment: *Provided further*, That this appropriation shall be available for the construction of buildings necessary for the storage of equipment and supplies used for road and trail construction and maintenance (act May 11, 1926, vol. 44, p. 580).....

\$7,500,000.00

\$5,000,000.00

	Estimated expenditures, 1928 appropriation	Estimated expenditures, 1927 appropriation	Expended and obligated, 1926
FOREST HIGHWAYS			
Departmental service:			
Salaries—			
Professional and scientific service—			
Grade 5, \$5,200 to \$6,000; average, \$5,600—	Average—	Average—	Average—
Senior engineer (chief of branch).....	No. Salary	No. Salary	No. Salary
Grade 4, \$3,800 to \$5,000; average, \$4,400—	1 \$5,400	1 \$5,400	
Engineer.....	1 4,400	1 4,400	
Grade 3, \$3,000 to \$3,800; average, \$3,300—			
Associate engineer.....	1 3,200	1 3,200	
Associate highway engineers.....	2 3,450	2 3,450	
Subprofessional service—			
Grade 5, \$1,680 to \$2,040; average, \$1,860—			
Draftsmen.....	1 1,785	1 1,785	

## Estimates of appropriations required for the service of the fiscal year ending June 30, 1928—Continued

General object (title of appropriation), date of acts, references to Statutes at Large, or to Revised Statutes, and estimated amount required for each detailed object						Total amount to be appropriated under each head of appropriation		Amount appropriated for the fiscal year ending June 30, 1927	
Forest Roads and Trails—Continued.									
Departmental service—Continued.									
Salaries—Continued.									
Clerical, administrative, and fiscal service—									
Grade 8, \$2,700 to \$3,300; average, \$3,000—						Average—		Average—	
Associate administrative assistant.....						No.	Salary	No.	Salary
Grade 7, \$2,400 to \$3,000; average, \$2,700—						1	\$2,700	1	\$2,700
Assistant administrative assistant.....						1	2,400	1	2,400
Grade 5, \$1,860 to \$2,400; average, \$2,111.42—						2	2,030	2	2,030
Senior clerks.....						7	1,903	7	1,903
Grade 4, \$1,680 to \$2,040; average, \$1,860—						1	1,500	1	1,500
Clerks.....						1	1,500	1	1,500
Grade 3, \$1,500 to \$1,860; average, \$1,680—						1	1,140	1	1,140
Assistant clerk.....						18	41,683	18	41,683
Grade 1, \$1,140 to \$1,500; average, \$1,320—						41,683		41,683	
Underclerk.....									
Total average number of employees.....									
Total salaries, departmental service.....									
Deduct expenditures for personal services included in objects named below.....									
Field service:									
Salaries and wages—									
Salary range, \$5,200 to \$6,000; average, \$5,600—						1½	5,400	1½	5,400
Senior highway engineers.....						1½	5,400	1½	\$5,395
Salary range, \$3,800 to \$5,000; average, \$4,400—						½	4,000	½	3,800
Highway bridge engineer.....						4	4,300	4	4,231
Highway engineers.....						3	3,933	3	3,900
District engineers.....						1	4,000	1	3,800
District fiscal agent.....						½	3,400	½	3,400
Salary range, \$3,300 to \$3,900; average, \$3,600—						18½	3,125	18½	3,100
District forest inspector.....						½	3,100	½	3,000
Salary range, \$3,000 to \$3,600; average, \$3,300—						2½	2,850	2½	2,823
Associate highway engineers.....						½	3,500	½	3,468
Associate highway bridge engineer.....						4½	2,425	4½	2,400
Salary range, \$2,700 to \$3,300; average, \$3,000—						14½	2,660	14½	2,638
Administrative assistants.....						½	2,600	½	2,570
District fiscal agent.....						1½	2,700	1½	2,688
Chief engineering inspector superintendents.....						1	2,800	1	2,800
Assistant highway engineers.....						1½	2,550	1½	2,522
Assistant highway bridge engineer.....						½	2,500	½	2,472
Junior administrative assistants.....						17½	2,436	17½	2,409
Deputy fiscal agent.....						½	2,500	½	2,465
Chief surveyors.....						½	2,500	½	2,400
Assistant forest supervisor.....						1½	2,500	1½	2,412
Chiefs of road survey party.....						2	2,250	2	2,242
Structural highway draftsman.....						2½	2,180	2½	2,165
Mechanical superintendent.....						½	2,200	½	2,107
Salary range, \$2,100 to \$2,700; average, \$2,400—						½	2,100	½	2,100
Principal clerks.....						½	2,400	½	2,400
Principal mechanics.....						1½	2,500	1½	2,412
Principal engineering inspector superintendents.....						2	2,250	2	2,242
Superintendent of construction.....						2½	2,180	2½	2,165
Principal highway draftsman.....						½	2,200	½	2,107
Assistant forest supervisor.....						½	2,100	½	2,100
Salary range, \$1,860 to \$2,400; average, \$2,111.42—						½	2,400	½	2,400
Senior engineering inspector superintendents.....						2½	1,860	2½	1,860
Junior highway engineers.....						5½	2,000	5½	1,966
Senior clerks.....						9½	2,075	9½	2,064
Senior highway draftsmen.....						1½	2,000	1½	1,988
Junior civil engineers.....						1½	1,920	1½	1,867
Senior mechanic.....						½	2,000	½	1,970
Senior transmitters.....						1½	1,980	1½	1,968
Senior engineering draftsman.....						½	1,920	½	1,860
Salary range, \$1,680 to \$2,040; average, \$1,860—						5½	1,860	5½	1,857
Transmitters.....						4½	1,920	4½	1,885
Highway draftsmen.....						6½	1,860	6½	1,827
Clerks.....						8½	1,860	8½	1,813
Mechanics.....						½	1,800	½	1,800
Road foreman.....						½	1,800	½	1,800
Forest ranger.....						17	1,740	17	1,731
Salary range, \$1,500 to \$1,860; average, \$1,680—						5½	1,620	5½	1,596
Assistant clerks.....						½	1,560	½	1,543
Assistant draftsman.....						1½	1,590	1½	1,563
Assistant mechanics.....						1½	1,560	1½	1,548
Road foremen.....						9½	1,550	9½	1,533
Salary range, \$1,320 to \$1,680; average, \$1,500—						1½	1,620	1½	1,603
Junior clerks.....						2½	1,440	2½	1,424
Junior draftsmen.....						½	1,350	½	1,335
Junior mechanics.....						1	1,200	1	1,188
Salary range, \$1,140 to \$1,500; average, \$1,320—									
Underclerk.....									
Unskilled laborer.....									

*Estimates of appropriations required for the service of the fiscal year ending June 30, 1928—Continued*

General object (title of appropriation), date of acts, references to Statutes at Large, or to Revised Statutes, and estimated amount required for each detailed object				Total amount to be appropriated under each head of appropriation	Amount appropriated for the fiscal year ending June 30, 1927
<b>Forest Roads and Trails—Continued.</b>					
	Estimated expenditures, 1928 appropriation	Estimated expenditures, 1927 appropriation	Expended and obligated, 1926		
<b>Field service—Continued.</b>					
Salaries and wages—Continued.					
Salary range, \$600 to \$780; average, \$690—					
Junior messengers.....	Average— No. 1½ Salary \$630	Average— No. 1½ Salary \$630	Average— No. 1½ Salary \$621		
01 Total average number of employees.....	155½	155½	155½		
Total salaries, field service.....	368, 425	368, 425	366, 069		
Deduct expenditures for personal services included in objects named below.....	368, 425	368, 425	366, 069		
12 Repairs and alterations.....	250, 000. 00	200, 000. 00	151, 264. 83		
Structures and parts and nonstructural improvements to land.....	3, 839, 892. 00	5, 074, 892. 00	4, 542, 531. 61		
Add indirect expenditures deducted from other objects.....	410, 108. 00	410, 108. 00	366, 069. 00		
Total structures and parts, etc.....	4, 250, 000. 00	5, 485, 000. 00	4, 908, 600. 61		
Total.....	4, 500, 000. 00	5, 685, 000. 00	5, 069, 865. 44		
<b>FOREST ROAD DEVELOPMENT</b>					
<b>Departmental service:</b>					
Salaries—					
Professional and scientific service—					
Grade 5, \$5,200 to \$6,000; average, \$5,600—					
Senior engineer.....	½ 4, 267	½ 4, 267	½ 5, 400		
Grade 4, \$3,800 to \$5,000; average, \$4,400—					
Engineer.....	½ 4, 267	½ 4, 267	½ 3, 800		
Clerical, administrative, and fiscal service—					
Grade 11, \$3,800 to \$5,000; average, \$4,400—					
Administrative officer.....	1½ 3, 146	1½ 3, 146	1½ 3, 100		
Grade 9, \$3,000 to \$3,600; average, \$3,300—					
Senior administrative assistants.....	1½ 3, 146	1½ 3, 146	1½ 3, 100		
01 Total average number of employees.....	1½ 5, 000	1½ 5, 000	1½ 3, 000		
Total salaries, departmental service.....	5, 000	5, 000	3, 000		
Deduct expenditures for personal services included in objects named below.....	5, 000	5, 000	3, 000		
<b>Field service:</b>					
Salaries and wages—					
Salary range, \$5,200 to \$6,000; average, \$5,600—					
Senior highway engineer.....	½ 5, 600	½ 5, 600	½ 5, 600		
Salary range, \$3,800 to \$5,000; average, \$4,400—					
District engineers.....	1½ 4, 200	1½ 4, 200	1½ 4, 117		
District fiscal agent.....	1 4, 200	1 4, 200	1 4, 117		
Highway engineer.....	½ 4, 600	½ 4, 600	½ 4, 625		
Salary range, \$3,300 to \$3,900 average, \$3,600—					
District forest inspectors.....	3½ 3, 500	3½ 3, 500	3½ 3, 473		
Senior administrative officer.....	1 3, 300	1 3, 300	1 3, 300		
District fiscal agent.....	½ 3, 600	½ 3, 600	½ 3, 600		
Salary range, \$3,000 to \$3,600; average, \$3,300—					
Senior administrative assistant.....	½ 3, 100	½ 3, 100	½ 3, 075		
Assistant district engineer.....	½ 3, 100	½ 3, 100	½ 3, 040		
Associate civil engineer.....	½ 3, 000	½ 3, 000	½ 3, 000		
Associate highway engineers.....	2½ 3, 242	2½ 3, 242	2½ 3, 231		
Salary range, \$2,400 to \$3,000; average, \$2,700—					
Deputy fiscal agents.....	2½ 2, 700	2½ 2, 700	2½ 2, 691		
Chief surveyors.....	6½ 2, 450	6½ 2, 450	6½ 2, 450		
Assistant engineer.....	½ 2, 500	½ 2, 500	½ 2, 500		
Assistant forest supervisors.....	2½ 2, 400	2½ 2, 400	2½ 2, 400		
Assistant district forest inspectors.....	1½ 2, 500	1½ 2, 500	1½ 2, 465		
Superintendents of road construction.....	6½ 2, 436	6½ 2, 436	6½ 2, 428		
Chief of road survey party.....	½ 2, 600	½ 2, 600	½ 2, 600		
Assistant highway engineer.....	½ 2, 600	½ 2, 600	½ 2, 636		
Junior administrative assistant.....	½ 2, 600	½ 2, 600	½ 2, 586		
Chief engineering inspector.....	½ 2, 400	½ 2, 400	½ 2, 400		
Salary range, \$2,100 to \$2,700; average, \$2,400—					
Principal clerks.....	2½ 2, 300	2½ 2, 300	2½ 2, 310		
Assistant forest supervisors.....	1½ 2, 200	1½ 2, 200	1½ 2, 186		
Superintendents of road construction.....	7½ 2, 256	7½ 2, 256	7½ 2, 240		
Principal surveyor.....	½ 2, 400	½ 2, 400	½ 2, 371		
Principal mechanic.....	½ 2, 500	½ 2, 500	½ 2, 460		
Principal engineering inspector.....	½ 2, 100	½ 2, 100	½ 2, 100		
Salary range, \$1,860 to \$2,400; average, \$2,111.42—					
Senior forest rangers.....	2½ 2, 088	2½ 2, 088	2½ 2, 052		
Senior clerks.....	4½ 2, 000	4½ 2, 000	4½ 2, 000		
Junior forester.....	½ 2, 200	½ 2, 200	½ 2, 124		
Senior warehouse foreman.....	½ 1, 920	½ 1, 920	½ 1, 920		
Senior transitman.....	½ 1, 980	½ 1, 980	½ 1, 966		
Senior engineering inspector.....	½ 2, 000	½ 2, 000	½ 1, 989		
Salary range, \$1,680 to \$2,040; average, \$1,860—					
Clerks.....	3½ 1, 700	3½ 1, 700	3½ 1, 687		
Forest ranger.....	½ 1, 860	½ 1, 860	½ 1, 842		
Road foremen.....	1½ 1, 740	1½ 1, 740	1½ 1, 725		
Highway draftsman.....	½ 1, 680	½ 1, 680	½ 1, 680		

<sup>1</sup> Includes unexpended balance of \$1,105,189.55 from fiscal year 1926 and \$1,942,310.45 from a proposed deficiency appropriation.

<sup>2</sup> Includes unexpended balance of \$3,660,862.18 from fiscal year 1925.

## Estimates of appropriations required for the service of the fiscal year ending June 30, 1928—Continued

General object (title of appropriation), date of acts, references to Statutes at Large, or to Revised Statutes, and estimated amount required for each detailed object	Total amount to be appropriated under each head of appropriation	Amount appropriated for the fiscal year ending June 30, 1927
--	--	--

## Forest Roads and Trails—Continued.

	Estimated expenditures, 1928 appropriation	Estimated expenditures, 1927 appropriation	Expended and obligated, 1926
Field service—Continued.			
Salaries and wages—Continued.			
Salary range, \$1,500 to \$1,860; average, \$1,680—	Average—	Average—	Average—
	No. Salary	No. Salary	No. Salary
Assistant warehouse foremen.....	1 1/2 \$1,620	1 1/2 \$1,620	1 1/2 \$1,617
Assistant clerks.....	1 1/2 1,644	1 1/2 1,644	1 1/2 1,633
Assistant forest rangers.....	1 1/2 1,896	1 1/2 1,896	1 1/2 1,889
Salary range, \$1,320 to \$1,680; average, \$1,500—			
Junior clerks.....	4 1/2 1,404	4 1/2 1,404	4 1/2 1,389
Salary range, \$1,140 to \$1,500; average, \$1,320—			
Underclerk.....	1 1/2 1,140	1 1/2 1,140	1 1/2 1,140
Unskilled laborers.....	1 1/2 1,500	1 1/2 1,500	1 1/2 1,500
Total average number of employees.....	72 1/2	72 1/2	72 1/2
01 Total salaries, field service.....	171,483	171,483	168,918
Deduct expenditures for personal services included in objects named below.....	171,483	171,483	168,918
12 Repairs and alterations.....	675,000.00	725,000.00	681,937.33
Structures and parts and nonstructural improvements to land.....	2,148,517.00	2,614,954.64	2,539,227.75
Add indirect expenditures deducted from other objects.....	176,483.00	176,483.00	171,918.00
32 Total structures and parts, etc.....	2,325,000.00	2,791,437.64	2,711,145.75
Total.....	3,000,000.00	3,516,437.64	3,393,063.08

<sup>1</sup> Includes unexpended balance of \$96,248.09 from fiscal year 1926 and \$1,057,689.55 from a proposed deficiency appropriation.

<sup>2</sup> Includes unexpended balance of \$2,214,331.17 from fiscal year 1925.

## Cooperative Construction of Rural Post Roads—

For carrying out the provisions of the act entitled "An act to provide that the United States shall aid the States in the construction of rural post roads, and for other purposes," approved July 11, 1916, and all acts amendatory thereof and supplementary thereto, to be expended in accordance with the provisions of said act as amended, including not to exceed \$445,000 \$420,000 for departmental personal services in the District of Columbia, \$75,000,000, to remain available until expended, which sum is composed of \$23,800,000, the remainder of the sum of \$75,000,000 authorized to be appropriated for the fiscal year ending June 30, 1925, by the act approved June 19, 1922, 1926, and \$51,200,000, part of the sum of \$75,000,000 authorized to be appropriated for the fiscal year ending June 30, 1926 1927, by paragraph 1 of the act approved February 12, 1925 (act May 11, 1926, vol. 44, pp. 530, 531) —

\$75,000,000.00

\$75,000,000.00

	Estimated expenditures, 1928 appropriation	Estimated expenditures, 1927 appropriation	Expended and obligated, 1926
Departmental service:			
Salaries—			
Professional and scientific service—			
Grade 5, \$5,200 to \$6,000; average, \$5,600—	Average—	Average—	Average—
	No. Salary	No. Salary	No. Salary
Senior agricultural transportation economist.....	1 \$5,800	1 \$5,800	1 \$5,700
Consulting highway engineer.....	1 5,600	1 5,600	1 5,600
Senior highway engineers.....	4 5,700	4 5,700	4 5,472
Senior engineer of tests.....	1 5,400	1 5,400	1 5,350
Senior structural engineer.....	1 5,200	1 5,200	1 5,200
Senior highway bridge engineer.....	1 5,200	1 5,200	1 5,200
Grade 4, \$3,800 to \$5,000; average, \$4,400—			
Highway bridge engineers.....	1 4,600	1 4,600	1 4,600
Highway economist.....	1 4,400	1 4,400	1 4,383
Highway engineers.....	7 4,286	7 4,286	6 4,284
Engineers of tests.....	3 4,000	3 4,000	2 3,900
Chemical engineer.....	1 4,000	1 4,000	1 3,800
Highway research specialist.....	1 4,000	1 4,000	1 3,800
Grade 3, \$3,000 to \$3,600; average, \$3,300—			
Associate economic geologist.....	1 3,500	1 3,500	1 3,500
Associate statistical engineer.....	1 3,300	1 3,300	1 3,300
Associate highway engineers.....	11 3,200	14 3,157	11 3,204
Associate librarian.....	1 3,300	1 3,300	1 3,100
Associate computer.....	1 3,100	1 3,100	1 3,183
Associate highway bridge engineers.....	4 3,100	4 3,100	3 3,012
Associate engineers of tests.....	1 3,200	1 3,200	1 3,000
Associate chemist.....	1 3,200	1 3,200	1 3,000
Associate petrographer.....	1 3,000	1 3,000	1 3,000
Associate cartographer.....	1 3,000	1 3,000	1 3,000

*Estimates of appropriations required for the service of the fiscal year ending June 30, 1928—Continued*

General object (title of appropriation), date of acts, references to Statutes at Large, or to Revised Statutes, and estimated amount required for each detailed object	Total amount to be appropriated under each head of appropriation		Amount appropriated for the fiscal year ending June 30, 1927
Cooperative Construction of Rural Post Roads—Continued.			
	Estimated expenditures, 1928 appropriation	Estimated expenditures, 1927 appropriation	Expended and obligated, 1926
Departmental service—Continued.			
Salaries—Continued.			
Professional and scientific service—Continued.			
Grade 2, \$2,400 to \$3,000; average, \$2,700—	Average— No. 4 Salary \$2,700	Average— No. 5 Salary \$2,640	Average— No. 2½ Salary \$2,580
Assistant highway engineers.....	1 2,600	1 2,600	1½ 2,496
Assistant engineers of tests.....	1 2,500	1 2,500	1 2,450
Assistant chemist.....			1 2,400
Assistant librarian.....			½ 2,400
Assistant engineering economist.....			
Grade 1, \$1,860 to \$2,400; average, \$2,111.42—			
Junior highway economist.....			½ 2,080
Junior chemist.....	1 2,100	1 2,100	1 2,044
Junior highway engineers.....	5 1,932	6 1,920	2½ 1,980
Junior material engineer.....	1 2,000	1 2,000	1 1,890
Junior chemical engineer.....			½ 1,860
Junior engineer of tests.....			½ 1,860
Subprofessional service—			
Grade 8, \$2,400 to \$3,000; average, \$2,700—			
Chief draftsman.....	1 2,700	1 2,700	1 2,675
Chief model maker.....	1 2,700	1 2,700	½ 2,500
Grade 7, \$2,100 to \$2,700; average, \$2,400—			
Principal model maker.....	1 2,400	1 2,400	½ 2,500
Principal instrument maker.....			1 2,234
Principal laboratory mechanic.....	1 2,400	1 2,400	½ 2,150
Grade 6, \$1,860 to \$2,400; average, \$2,111.42—			
Senior draftsman.....			½ 2,400
Senior mechanic.....			½ 2,300
Senior engineering aids.....	1 2,200	2 2,030	1 2,192
Senior highway draftsmen.....	5 2,052	5 2,032	6 2,003
Senior engineering draftsman.....	1 1,920	1 1,920	
Senior library assistant.....	1 1,860	1 1,860	½ 1,860
Senior motion-picture draftsman.....			½ 1,860
Senior mechanical draftsman.....			½ 1,860
Grade 5, \$1,680 to \$2,040; average, \$1,860—			
Mechanic.....	1 2,040	1 2,040	1 2,035
Laboratory mechanic.....			½ 1,960
Highway draftsman.....	1 1,860	1 1,860	1 1,860
Cement tester.....	1 1,860	1 1,860	1 1,800
Scientific aid.....			½ 1,776
Engineering aid.....			½ 1,680
Engineering draftsmen.....	1 1,680	1 1,680	2 1,680
Grade 4, \$1,500 to \$1,860; average, \$1,680—			
Assistant mechanic.....			½ 1,770
Assistant scientific aids.....	2 1,680	6 1,620	11½ 1,620
Assistant engineering draftsmen.....	2 1,500	2 1,500	½ 1,500
Grade 3, \$1,320 to \$1,680; average, \$1,500—			
Junior mechanics.....	1 1,680	1 1,680	1½ 1,680
Junior draftsmen.....	2 1,470	2 1,470	3½ 1,500
Junior scientific aid.....			½ 1,380
Underlibrary assistant.....	1 1,380	1 1,380	1 1,375
Grade 2, \$1,140 to \$1,500; average, \$1,320—			
Underscientific helpers.....	2 1,230	2 1,230	1 1,170
Grade 1, \$900 to \$1,260; average, \$1,080—			
Minor scientific helpers.....	3 1,120	3 1,120	4 1,120
Clerical, administrative, and fiscal service—			
Grade 12, \$5,200 to \$6,000; average, \$5,600—			
Chief administrative officer.....			½ 5,200
Senior administrative officers.....	1 5,200	1 5,200	1½ 5,200
Grade 11, \$3,800 to \$5,000; average, \$4,400—			
Administrative officers.....	1 4,200	1 4,200	1½ 4,206
Grade 9, \$3,000 to \$3,600; average, \$3,300—			
Senior administrative officer.....			½ 3,400
Senior administrative assistant.....	1 3,200	1 3,200	1 3,000
Chief translator photographer.....	1 3,000	1 3,000	½ 3,000
Grade 8, \$2,700 to \$3,300; average, \$3,000—			
Administrative assistant.....			½ 2,700
Grade 7, \$2,400 to \$3,000; average, \$2,700—			
Junior administrative assistants.....		1 2,400	1½ 2,400
Assistant administrative officer.....			½ 2,933
Grade 6, \$2,100 to \$2,700; average, \$2,400—			
Principal photographer.....	1 2,600	1 2,600	1 2,492
Principal clerks.....	3 2,200	3 2,200	3½ 2,220
Grade 5, \$1,860 to \$2,400; average, \$2,111.42—			
Senior clerks.....	3 2,200	3 2,200	4½ 2,100
Grade 4, \$1,680 to \$2,040; average, \$1,860—			
Clerks.....	11 1,822	11 1,822	13 1,845
Grade 3, \$1,500 to \$1,860; average, \$1,680—			
Senior operator.....	1 1,860	1 1,860	
Senior stenographers.....	2 1,500	2 1,500	
Assistant clerks.....	19 1,664	19 1,664	19½ 1,680
Grade 2, \$1,320 to \$1,680; average, \$1,500—			
Junior clerks.....	27 1,460	27 1,460	39½ 1,416
Grade 1, \$1,140 to \$1,500; average, \$1,320—			
Underclerks.....	11 1,293	12 1,280	11½ 1,260
Custodial service—			
Grade 4, \$1,140 to \$1,500; average, \$1,320—			
Undercustodian laborer.....	1 1,380	1 1,380	1 1,380
Grade 3, \$1,020 to \$1,260; average, \$1,140—			
Senior laborer.....	1 1,140	1 1,140	1 1,140
Minor custodian laborers.....	1 1,020	1 1,020	1½ 1,110
Minor mechanic (fireman).....	1 1,140	1 1,140	1 1,080
Minor custodians (messengers).....	2 1,020	2 1,020	2 1,020
Minor custodian (messenger boy).....	1 1,020	1 1,020	1 1,020

*Estimates of appropriations required for the service of the fiscal year ending June 30, 1928—Continued*

General object (title of appropriation), date of acts, references to Statutes at Large, or to Revised Statutes, and estimated amount required for each detailed object	Estimated expenditures, 1928 appropriation		Estimated expenditures, 1927 appropriation		Expenditures and obligated, 1926	Total amount to be appropriated under each head of appropriation	Amount appropriated for the fiscal year ending June 30, 1927
Cooperative Construction of Rural Post Roads—Continued.							
Departmental service—Continued.							
Salaries—Continued.							
Custodial service—Continued.							
Grade 2, \$900 to \$1,140; average, \$1,020—	Average—		Average—		Average—		
Office laborers.....	No.	Salary	No.	Salary	No.	Salary	
Assistant messenger.....	6	\$1,050	6	\$1,050	5	\$996	
Office laborers (charwomen, 40 cents per hour).....	1	900	1	900	1	900	
Grade 1, \$600 to \$780; average, \$690—	14	471	14	471	13	471	
Junior messengers.....	5	624	5	624	2	636	
Total average number of employees.....	200		212		230		
Total salaries, departmental service.....		420,000.00		445,000.00		467,638.86	
The difference between 1928 and 1927 is due to decrease in force, \$25,000.							
Field service:							
Salaries and wages—							
Salary range, \$5,200 to \$6,000; average, \$5,600—							
Research consultant.....	12	5,800	12	5,800	11	5,460	
Senior highway engineers.....		5,465		5,465			
Salary range, \$3,800 to \$5,000; average, \$4,400—							
Paving inspector.....						4,400	
Plant inspector.....						4,400	
Highway bridge engineers.....	8	4,022	8	4,022	8	4,800	
Drainage engineer.....	1	4,000	1	4,000	1	4,000	
Specialist analyst.....	1	4,200	1	4,200		3,600	
Highway engineers.....	51	3,947	51	3,947	50	3,900	
Salary range, \$3,300 to \$3,900; average, \$3,600—							
District law officer.....					1	3,800	
Special engineer.....		3,500		3,500		3,500	
Salary range, \$3,000 to \$3,600; average, \$3,300—							
War material supervisors.....	2	3,450	2	3,450	3	3,366	
Associate highway engineers.....	83	3,119	83	3,119	84	3,150	
Associate engineers of tests.....	2	3,200	2	3,200	1	3,100	
Junior explosive technicians.....	4	3,075	4	3,075	4	3,075	
Associate highway bridge engineers.....	5	3,033	5	3,033	4	3,084	
Associate civil engineers.....	3	3,100	3	3,100	3	3,000	
Associate research engineer.....						3,000	
Salary range, \$2,700 to \$3,300; average, \$3,000—							
Highway research specialists.....	2	2,940	2	2,940	1	3,200	
Assistant highway bridge engineers.....					2	2,900	
Assistant engineers of tests.....	4	2,775	4	2,775	1	2,600	
Salary range, \$2,400 to \$3,000; average, \$2,700—							
Assistant highway research specialist.....	1	2,800	1	2,800			
Assistant highway engineers.....	16	2,683	16	2,683	18	2,650	
Assistant administrative officers.....	1	2,485	1	2,485	1	2,185	
Junior administrative assistant.....		2,475		2,475		2,475	
Assistant highway economist.....						2,400	
Assistant engineering economist.....						2,600	
Assistant testing engineer.....	2	2,400	2	2,400		2,400	
Assistant material engineers.....		2,400		2,400		2,400	
Salary range, \$2,100 to \$2,700; average, \$2,400—							
Labor foreman.....	3	2,400	3	2,400	1	2,700	
Agents.....		2,508		2,508	1	2,125	
Chief engineering inspector superintendent.....		2,400		2,400		2,400	
Mechanical superintendent.....		2,400		2,400		2,400	
Principal mechanic.....		2,400		2,400		2,400	
Principal laboratory mechanic.....	1	2,300	1	2,300		2,100	
Chiefs of road survey party.....	1	2,295	1	2,295	2	2,400	
Junior highway bridge engineer.....		2,200		2,200		2,190	
Junior civil engineer.....		2,100		2,100		1,860	
Principal clerk.....	1	2,046	1	2,046	1	2,280	
Junior highway engineers.....	6	2,006	6	2,006	7	2,220	
Salary range, \$1,860 to \$2,400; average, \$2,111.42—							
Agent research engineer.....		2,130		2,130	1	2,200	
Principal engineering inspector superintendent.....		2,110		2,110		2,130	
Senior draftsmen.....	3	2,100	3	2,100	3	2,100	
Principal engineering draftsman.....		2,077		2,077		2,100	
Senior clerks.....	10	2,090	10	2,090	9	2,077	
Senior mechanics.....	2	2,090	2	2,090	1	2,090	
General utility mechanic.....						2,100	
Junior chemical engineer.....	1	2,000	1	2,000		1,860	
Senior scientific aids.....	4	1,940	4	1,940			
Transitmen for road survey party.....	1	1,930	1	1,930	1	1,800	
Plant foreman.....	1	1,920	1	1,920		1,920	
Junior structural engineer.....	1	1,920	1	1,920		1,920	
Salary range, \$1,680 to \$2,040; average, \$1,860—							
Clerks.....	9	1,870	9	1,870	10	1,865	
Highway draftsmen.....	1	1,878	1	1,878	1	1,860	
Senior engineering inspector.....		1,860		1,860		1,860	
Engineering aids.....	2	1,830	2	1,830		1,740	
Scientific aid.....						1,860	
Maintenance man.....	1	1,800	1	1,800		1,800	
Blacksmith.....		1,800		1,800		1,800	
Auto top man and upholsterer.....		1,800		1,800		1,800	
Auto mechanics.....	3	1,782	3	1,782	5	1,818	
Salary range, \$1,500 to \$1,860; average, \$1,680—							
Assistant scientific aids.....	7	1,595	7	1,595	5	1,656	
Assistant draftsman.....	1	1,680	1	1,680		1,560	
Assistant clerks.....	15	1,642	15	1,642	15	1,656	
Chief guard.....						1,620	
Auto painter.....	1	1,620	1	1,620		1,620	
Powder man.....	1	1,620	1	1,620		1,620	
Assistant mechanics.....	2	1,605	2	1,605	2	1,540	
Engineering students.....	12	1,500	12	1,500		1,500	



*Estimates of appropriations required for the service of the fiscal year ending June 30, 1928—Continued*

General object (title of appropriation), date of acts, references to Statutes at Large, or to Revised Statutes, and estimated amount required for each detailed object				Total amount to be appropriated under each head of appropriation	Amount appropriated for the fiscal year ending June 30, 1927
<i>Cooperative Construction of Rural Post Roads—Continued.</i>					
	Estimated expenditures, 1928 appropriation	Estimated expenditures, 1927 appropriation	Expended and obligated, 1926		
Field service—Continued.					
Salaries and wages—Continued.					
Salary range, \$1,320 to \$1,680; average, \$1,500—	Average— No. Salary	Average— No. Salary	Average— No. Salary		
Junior draftsmen	1 $\frac{1}{2}$ \$1,663	1 $\frac{1}{2}$ \$1,663	1 $\frac{1}{2}$ \$1,620		
Auto mechanic helper	1 $\frac{1}{2}$ 1,620	1 $\frac{1}{2}$ 1,620	1 $\frac{1}{2}$ 1,620		
Junior scientific aid			1 $\frac{1}{2}$ 1,560		
Junior mechanics	4 1,482	4 1,482	3 $\frac{1}{2}$ 1,410		
Laboratory assistant			1 $\frac{1}{2}$ 1,500		
Junior clerks	28 $\frac{1}{2}$ 1,410	28 $\frac{1}{2}$ 1,410	28 $\frac{1}{2}$ 1,410		
Computer			1 $\frac{1}{2}$ 1,380		
Salary range, \$1,140 to \$1,500; average, \$1,320—					
General helper	1 $\frac{1}{2}$ 1,320	1 $\frac{1}{2}$ 1,320	1 $\frac{1}{2}$ 1,440		
Skilled laborer	1 1,200	1 1,200	1 $\frac{1}{2}$ 1,320		
Agent student	5 1,308	5 1,308	2 $\frac{1}{2}$ 1,200		
Guards	2 1,200	2 1,200	1 $\frac{1}{2}$ 1,200		
Minor scientific helpers	3 $\frac{1}{2}$ 1,200	3 $\frac{1}{2}$ 1,200	6 $\frac{1}{2}$ 1,200		
Underclerks					
Salary range, \$1,020 to \$1,260; average, \$1,140—					
Under scientific helpers	2 1,140	2 1,140	1 $\frac{1}{2}$ 1,200		
Watchmen	1 $\frac{1}{2}$ 1,200	1 $\frac{1}{2}$ 1,200			
Salary range, \$900 to \$1,140; average, \$1,020—					
Messengers	1 $\frac{1}{2}$ 900	1 $\frac{1}{2}$ 900	1 $\frac{1}{2}$ 900		
Junior laborer	1 1,020	1 1,020			
Salary range, \$600 to \$780; average, \$690—					
Junior messenger	1 $\frac{1}{2}$ 660	1 $\frac{1}{2}$ 660	1 $\frac{1}{2}$ 600		
Total average number of regular employees	356 $\frac{1}{2}$	356 $\frac{1}{2}$	328		
Total salaries and wages, regular employees, field service	960,883.18	960,883.18	902,485.48		
Temporary employees at \$2.50 to \$12.50 per day and \$150 to \$175 per month	215	239	181		
Total salaries and wages, temporary employees	215,476.82	239,476.82	181,837.22		
Total average number of employees	571 $\frac{1}{2}$	595 $\frac{1}{2}$	509		
Total salaries and wages, field service	1,176,360.00	1,200,360.00	1,084,322.70		
Deduct allowance for quarters	360.00	360.00	50.00		
Cash payment, salaries and wages	1,176,000.00	1,200,000.00	1,084,272.70		
Difference between 1928 and 1927 is due to decrease in force, \$24,000.					
01 Total personal services	1,596,000.00	1,645,000.00	1,551,911.59		
Supplies and materials:					
0200 Stationery and office supplies	17,000.00	17,000.00	14,548.28		
0220 Scientific and educational supplies	14,000.00	14,000.00	13,669.75		
0230 Fuel	2,200.00	2,200.00	2,138.67		
0240 Wearing apparel	50.00	50.00	37.13		
0250 Forage and other supplies for animals		400.00	393.64		
0280 Sundry supplies	30,000.00	30,000.00	29,475.01		
02 Total supplies and materials	63,250.00	63,650.00	60,262.48		
04 Subsistence and care of animals and storage and care of vehicles	41,000.00	41,000.00	40,740.15		
Communication service:					
0300 Telegraph service	5,300.00	5,300.00	5,232.97		
0310 Telephone service	10,000.00	10,300.00	7,066.83		
0320 Other communication service	700.00	300.00	696.21		
03 Total communication service	16,000.00	16,000.00	12,996.01		
Travel expenses:					
0615 Transportation	140,000.00	140,000.00	137,778.39		
0616 Subsistence	104,160.00	104,160.00	92,090.02		
06 Total travel expenses	244,160.00	244,160.00	229,868.41		
07 Transportation of things (service)	14,500.00	14,500.00	11,101.80		
Printing and binding, etc.:					
0800 Printing and binding	3,500.00	3,500.00	3,428.27		
0820 Stenographic and typewriting	50.00	50.00	45.96		
0830 Photographing and making photographs and prints	3,800.00	3,800.00	3,752.34		
08 Total printing and binding, etc.	7,350.00	7,350.00	7,226.59		
09 Advertising and publication of notices (service)	50.00	50.00	36.49		
10 Furnishing of heat, light, power, water, and electricity (service)	6,000.00	6,000.00	2,747.32		
Rents:					
1100 Rent of buildings and structures	36,500.00	36,500.00	36,338.67		
1110 Other rents	2,500.00	2,500.00	2,548.20		
11 Total rents	39,000.00	39,000.00	38,879.87		
13 Special and miscellaneous current expenses	450.00	450.00	404.54		
22 Grants to States	73,041,240.00	83,091,840.00	87,754,534.57		

*Estimates of appropriations required for the service of the fiscal year ending June 30, 1928—Continued*

General object (title of appropriation), date of acts, references to Statutes at Large, or to Revised Statutes, and estimated amount required for each detailed object				Total amount to be appropriated under each head of appropriation	Amount appropriated for the fiscal year ending June 30, 1927
<i>Cooperative Construction of Rural Post Roads—Continued.</i>					
	Estimated expenditures, 1928 appropriation	Estimated expenditures, 1927 appropriation	Expended and obligated, 1926		
Equipment:					
3000 Passenger-carrying vehicles.....	\$36,500.00	\$36,500.00	\$36,121.39		
3010 Furniture, furnishings, and fixtures.....	8,300.00	8,300.00	8,303.64		
3020 Educational, scientific, and recreational equipment.....	2,700.00	2,700.00	2,632.08		
3050 Other equipment.....	3,500.00	3,500.00	3,466.32		
30 Total equipment.....	51,000.00	51,000.00	50,522.43		
Total.....	75,120,000.00	85,220,000.00	89,760,732.22		
Refunds:					
Refunds on account of reshipment of surplus war material to States.....	20,000.00	90,000.00	329,072.44		
Refunds on account of work done for National Park Service.....	100,000.00	130,000.00	69,549.14		
53 Total refunds.....	120,000.00	220,000.00	398,621.58		
Net total.....	75,000,000.00	85,000,000.00	89,362,110.64		
Total salaries, Department of Agriculture.....				\$8,287,370.00	\$8,366,054.00
Total general expenses.....				42,349,200.00	39,918,519.00
Permanent and indefinite appropriations, and special funds.....				50,636,570.00	48,284,573.00
Road items.....				11,351,250.00	11,351,250.00
Total, Department of Agriculture.....				82,500,000.00	80,000,000.00
Total, Department of Agriculture.....				144,487,820.00	139,635,823.00

# ESTIMATES OF APPROPRIATIONS REQUIRED FOR THE SERVICE OF THE FISCAL YEAR ENDING JUNE 30, 1928

General object (title of appropriation), date of acts, references to Statutes at Large, or to Revised Statutes, and estimated amount required for each detailed object	Total amount to be appropriated under each head of appropriation	Amount appropriated for the fiscal year ending June 30, 1927																																																																												
<div>CHAPTER IV.—DEPARTMENT OF COMMERCE</div> <div>OFFICE OF THE SECRETARY</div> <div>Salaries, Office of the Secretary of Commerce:</div> <div>Salaries: Secretary of Commerce, \$15,000; Assistant Secretary, and other personal services in the District of Columbia in accordance with "the classification act of 1923," including the chief clerk and superintendent, who shall be chief executive officer of the department and who may be designated by the Secretary of Commerce to sign official papers and documents during the temporary absence of the Secretary and the Assistant Secretary of the department, <del>[\$239,500]</del> \$270,600; in all <del>[\$254,500]</del> \$285,600: <i>Provided</i>, That in expending appropriations or portions of appropriations contained in this act for the payment for personal services in the District of Columbia, in accordance with the classification act of 1923, the average of the salaries of the total number of persons under any grade in any bureau, office, or other appropriation unit shall not at any time exceed the average of the compensation rates specified for the grade by such act, and in grades in which only one position is allocated the salary of such position shall not exceed the average of the compensation rates for the grade except that in unusually meritorious cases of one position in a grade advances may be made to rates higher than the average of the compensation rates of the grade, but not more often than once in any fiscal year, and then only to the next higher rate: <i>Provided</i>, That this restriction shall not apply (1) to grades 1, 2, 3, and 4 of the clerical-mechanical service, or (2) to require the reduction in salary of any person whose compensation was fixed as of July 1, 1924, in accordance with the rules of section 6 of such act, (3) to require the reduction in salary of any person who is transferred from one position to another position in the same or different grade in the same or a different bureau, office, or other appropriation unit, or (4) to prevent the payment of a salary under any grade at a rate higher than the maximum rate of the grade when such higher rate is permitted by the classification act of 1923 and is specifically authorized by other law (<i>act Apr. 29, 1926, vol. 44, p. 349</i>)-----</div>			\$285, 600. 00	\$254, 500. 00																																																																										
<div>Departmental service:</div> <div>Salaries—</div> <div>Clerical, administrative, and fiscal service—</div> <div>Grade 14, \$7,500 and over—</div> <div>Secretary.....</div> <div>Special executive officer (Assistant Secretary).....</div> <div>Grade 13, \$6,000 to \$7,500; average, \$6,750—</div> <div>Executive officer (administrative assistant).....</div> <div>Grade 12, \$5,200 to \$6,000; average, \$5,600—</div> <div>Senior administrative officers—</div> <div>Assistants to the Secretary.....</div> <div>Chief clerk and superintendent.....</div> <div>Grade 11, \$3,800 to \$5,000; average, \$4,400—</div> <div>Administrative officers—</div> <div>Assistant to the Secretary.....</div> <div>Disbursing clerk.....</div> <div>Grade 10, \$3,300 to \$3,900; average, \$3,600—</div> <div>Junior administrative officers (chiefs of division).....</div> <div>Grade 9, \$3,000 to \$3,600; average, \$3,300—</div> <div>Senior administrative assistant (private secretary to the Secretary).....</div> <div>Assistant to the Secretary.....</div> <div>Chief of division of supplies.....</div> <div>Grade 8, \$2,700 to \$3,300; average, \$3,000—</div> <div>Administrative assistant—</div> <div>Director purchases and sales.....</div> <div>Traffic manager.....</div> <div>Chief division of supplies.....</div> <div>Deputy disbursing clerk.....</div> <div>Assistant chiefs of division.....</div> <div>Assistant chief clerk.....</div>	<table><thead><tr><th></th><th>Estimated expenditures, 1928 appropriation</th><th>Estimated expenditures, 1927 appropriation</th><th>Expended and obligated, 1926</th></tr></thead><tbody><tr><td></td><td><i>Average—</i></td><td><i>Average—</i></td><td><i>Average—</i></td></tr><tr><td></td><td><i>No. Salary</i></td><td><i>No. Salary</i></td><td><i>No. Salary</i></td></tr><tr><td></td><td>1 \$15,000</td><td>1 \$15,000</td><td>1 \$15,000</td></tr><tr><td></td><td>1 7,500</td><td>1 7,500</td><td>1 7,500</td></tr><tr><td></td><td>1 7,000</td><td>1 7,000</td><td>1 6,188</td></tr><tr><td></td><td>1 5,200</td><td>1½ 5,200</td><td>1½ 5,063</td></tr><tr><td></td><td>1 5,600</td><td>1 5,600</td><td>1 5,200</td></tr><tr><td></td><td>1 4,600</td><td>1½ 3,800</td><td>1½ 3,736</td></tr><tr><td></td><td>1 4,600</td><td>1 4,600</td><td>1 4,600</td></tr><tr><td></td><td>2 3,600</td><td>2 3,600</td><td>3 3,668</td></tr><tr><td></td><td>1 3,000</td><td>1½ 3,000</td><td>1½ 3,000</td></tr><tr><td></td><td>1 3,400</td><td>1 3,400</td><td>1 3,400</td></tr><tr><td></td><td>1 3,300</td><td>1 3,300</td><td>1 3,300</td></tr><tr><td></td><td>1 3,300</td><td>1 3,300</td><td>1 3,300</td></tr><tr><td></td><td>1 3,000</td><td>1 3,000</td><td>1 3,100</td></tr><tr><td></td><td>1 3,000</td><td>1 3,000</td><td>1 2,850</td></tr><tr><td></td><td>2 3,000</td><td>2 3,000</td><td>3 2,847</td></tr><tr><td></td><td>1 3,000</td><td>1 3,000</td><td>1 3,000</td></tr></tbody></table>		Estimated expenditures, 1928 appropriation	Estimated expenditures, 1927 appropriation	Expended and obligated, 1926		<i>Average—</i>	<i>Average—</i>	<i>Average—</i>		<i>No. Salary</i>	<i>No. Salary</i>	<i>No. Salary</i>		1 \$15,000	1 \$15,000	1 \$15,000		1 7,500	1 7,500	1 7,500		1 7,000	1 7,000	1 6,188		1 5,200	1½ 5,200	1½ 5,063		1 5,600	1 5,600	1 5,200		1 4,600	1½ 3,800	1½ 3,736		1 4,600	1 4,600	1 4,600		2 3,600	2 3,600	3 3,668		1 3,000	1½ 3,000	1½ 3,000		1 3,400	1 3,400	1 3,400		1 3,300	1 3,300	1 3,300		1 3,300	1 3,300	1 3,300		1 3,000	1 3,000	1 3,100		1 3,000	1 3,000	1 2,850		2 3,000	2 3,000	3 2,847		1 3,000	1 3,000	1 3,000	
	Estimated expenditures, 1928 appropriation	Estimated expenditures, 1927 appropriation	Expended and obligated, 1926																																																																											
	<i>Average—</i>	<i>Average—</i>	<i>Average—</i>																																																																											
	<i>No. Salary</i>	<i>No. Salary</i>	<i>No. Salary</i>																																																																											
	1 \$15,000	1 \$15,000	1 \$15,000																																																																											
	1 7,500	1 7,500	1 7,500																																																																											
	1 7,000	1 7,000	1 6,188																																																																											
	1 5,200	1½ 5,200	1½ 5,063																																																																											
	1 5,600	1 5,600	1 5,200																																																																											
	1 4,600	1½ 3,800	1½ 3,736																																																																											
	1 4,600	1 4,600	1 4,600																																																																											
	2 3,600	2 3,600	3 3,668																																																																											
	1 3,000	1½ 3,000	1½ 3,000																																																																											
	1 3,400	1 3,400	1 3,400																																																																											
	1 3,300	1 3,300	1 3,300																																																																											
	1 3,300	1 3,300	1 3,300																																																																											
	1 3,000	1 3,000	1 3,100																																																																											
	1 3,000	1 3,000	1 2,850																																																																											
	2 3,000	2 3,000	3 2,847																																																																											
	1 3,000	1 3,000	1 3,000																																																																											

*Estimates of appropriations required for the service of the fiscal year ending June 30, 1928—Continued*

General object (title of appropriation), date of acts, references to Statutes at Large, or to Revised Statutes, and estimated amount required for each detailed object				Total amount to be appropriated under each head of appropriation	Amount appropriated for the fiscal year ending June 30, 1927
<i>Salaries, Office of the Secretary of Commerce—Continued.</i>					
Departmental service—Continued.					
Salaries—Continued.					
Clerical, administrative, and fiscal service—Con.					
Grade 7, \$2,400 to \$3,000; average, \$2,700—					
Junior administrative assistant—					
Private secretary of the Assistant Secretary—					
Assistant business specialist—					
Assistant investigator—					
Assistant chief of division of supplies—					
Grade 6, \$2,100 to \$2,700; average, \$2,400—					
Principal clerks—					
Assistant traffic manager—					
Grade 5, \$1,860 to \$2,400; average, \$2,100—					
Senior clerks—					
Stenographers—					
Secretary to the assistant to Secretary—					
Grade 4, \$1,680 to \$2,040; average, \$1,860—					
Clerks—					
Stenographers—					
Accounting and auditing assistants—					
Transportation-rate and traffic clerk—					
Grade 3, \$1,500 to \$1,860; average, \$1,680—					
Clerks—					
Stenographers—					
Chief operator, telephone—					
Telegrapher—					
Grade 2, \$1,320 to \$1,680; average, \$1,500—					
Clerks—					
Stenographers—					
Grade 1, \$1,140 to \$1,500; average, \$1,320—					
Clerks—					
Telephone operators—					
Professional and scientific service—					
Grade 5, \$5,200 to \$6,000; average, \$5,600—					
Senior economic analyst—					
Grade 4, \$3,800 to \$5,000; average, \$4,400—					
Air information expert—					
Grade 3, \$3,000 to \$3,600; average, \$3,300—					
Librarian—					
Clerk—					
Grade 2, \$2,400 to \$3,000; average, \$2,700—					
Assistant librarian—					
Grade 1, \$1,860 to \$2,400; average, \$1,680—					
Assistant librarian—					
Librarian assistant—					
Subprofessional service—					
Grade 4, \$1,500 to \$1,860; average, \$1,680—					
Cataloguer—					
Grade 3, \$1,320 to \$1,680; average, \$1,500—					
Under library assistants—					
Grade 2, \$1,140 to \$1,500; average, \$1,320—					
Minor library assistants—					
Custodial service—					
Grade 4, \$1,140 to \$1,500; average, \$1,320—					
Undermechanic (chauffeur to Secretary)—					
Foreman of garage and truck chauffeurs—					
Grade 3, \$1,020 to \$1,260; average, \$1,140—					
Messengers—					
Packer—					
Laborer—					
Chauffeurs—					
Grade 2, \$900 to \$1,140; average, \$1,020—					
Assistant messenger—					
Laborers—					
Grade 1, \$700 to \$780; average, \$690—					
Junior messengers—					
Total average number of employees—	146	132	116		
Total salaries, departmental service—	285,600.00	254,491.65	227,209.06		
The difference between 1927 and 1928 is due to increase in force, \$31,108.35.					

*Estimates of appropriations required for the service of the fiscal year ending June 30, 1928—Continued*

General object (title of appropriation), date of acts, references to Statutes at Large, or to Revised Statutes, and estimated amount required for each detailed object				Total amount to be appropriated under each head of appropriation	Amount appropriated for the fiscal year ending June 30, 1927
<b>Contingent Expenses, Department of Commerce—</b>					
For contingent and miscellaneous expenses of the offices and bureaus of the department, including those for which appropriations for contingent and miscellaneous expenses are specifically made, including professional and scientific books, law books, books of reference, periodicals, blank books, pamphlets, maps, newspapers (not exceeding \$2,500), for which payment may be made in advance; <i>lease of atlases or maps</i> ; stationery, furniture and repairs to same; carpets, matting, oilcloth, file cases, towels, ice, brooms, soap, sponges; fuel, lighting and heating; purchase and exchange of motor trucks and bicycles; maintenance, repair, and operation of two motor-propelled passenger-carrying vehicles and motor trucks and bicycles, to be used only for official purposes; freight and express charges; postage to foreign countries; telegraph and telephone service; typewriters, adding machines, and other labor-saving devices, including their repair and exchange; first-aid outfits for use in the buildings occupied by employees of this department; street-car fares, not exceeding \$500; and all other miscellaneous items and necessary expenses not included in the foregoing, <b>[\$262,000] \$270,000</b> , which sum shall constitute the appropriation for contingent expenses of the department and shall also be available for the purchase of necessary supplies and equipment for field services of bureaus and offices of the department for which contingent and miscellaneous appropriations are specifically made in order to facilitate the purchase through the central purchasing office (Division of Supplies) as provided in the act of June 17, 1910 (Thirty-sixth Statutes at Large, page 531) (act Apr. 29, 1926, vol. 44, pp. 349, 350).				\$270,000.00	\$262,000.00
<i>Provided, That expenditures from appropriations contained in this act for the maintenance, upkeep, and repair, exclusive of garage rent, pay of operator, fuel, and lubricants, on any one motor-propelled passenger-carrying vehicle used by the Department of Commerce shall not exceed one-third of the market price of a new vehicle of the same make or class, and in any case more than \$500 (submitted).</i>					
	Estimated expenditures, 1928 appropriation	Estimated expenditures, 1927 appropriation	Expended and obligated, 1926		
Supplies and materials:					
0200 Stationery and office supplies.....	\$110,476.00	\$108,527.00	\$102,865.58		
0210 Medical and hospital supplies.....	1,200.00	1,200.00	1,117.64		
0220 Scientific and educational supplies.....	12,500.00	12,500.00	12,014.00		
0230 Fuel.....	1,360.00	1,860.00	1,094.97		
0240 Wearing apparel and sewing supplies.....			.62		
0260 Provisions.....					
0270 Powder, explosives, etc.....	130.00	130.00			
0280 Sundry supplies.....	10,000.00	9,142.00	9,940.25		
0290 Materials.....	4,500.00	4,567.00	4,436.98		
02 Total supplies and materials.....	140,166.00	137,926.00	131,470.04		
Communication service:					
0500 Telegraph service.....	1,200.00	1,099.00	1,086.50		
0510 Telephone service.....	17,000.00	16,990.00	16,691.80		
0520 Other communication service.....	4,800.00	4,849.00	4,645.27		
05 Total communication service.....	23,000.00	22,929.00	22,423.57		
06 Travel expenses.....	5,500.00	5,170.00	4,729.00		
07 Transportation of things (service).....	4,000.00	3,885.00	3,532.56		
08 Photographing and photographs and prints.....	2,350.00	2,242.00	2,093.52		
09 Advertising and publication of notices (service).....	200.00	220.00	187.40		
10 Furnishing of heat, light, and power.....	50.00	135.00			
11 Rents.....	360.00	360.00			
12 Repairs and alterations.....	8,500.00	8,175.00	8,571.98		
13 Special and miscellaneous current expenses.....	3,000.00	2,775.00	2,876.29		
Equipment:					
3000 Passenger-carrying vehicles.....			211.52		
3010 Furniture, furnishings, and fixtures.....	73,000.00	64,461.00	63,611.72		
3020 Educational, scientific, and recreational equipment.....	1,674.00				
3050 Other equipment.....	8,200.00	7,723.00	7,547.09		
30 Total equipment.....	82,874.00	72,174.00	71,370.33		
Reserve.....		6,000.00			
Total.....	270,000.00	262,000.00	247,254.69		
<b>Rent, Department of Commerce—</b>					
For rent of buildings in the District of Columbia (act Apr. 29, 1926, vol. 44, p. 350).....				\$65,500.00	
For rent of storage space outside the Commerce Building (same act).....				1,500.00	
For rent of additional space in the District of Columbia outside the Commerce Building, fiscal year [1927] 1928 (act July 3, 1926, vol. 44, p. 14).....				2,500.00	
<b>11 Rents, Department of Commerce: Expenditures—1928, \$69,500; 1927, \$70,500; 1926, \$68,000.</b>				69,500.00	70,500.00

*Estimates of appropriations required for the service of the fiscal year ending June 30, 1928—Continued*

[illegible]

*Estimates of appropriations required for the service of the fiscal year ending June 30, 1928—Continued*

General object (title of appropriation), date of acts, references to Statutes at Large, or to Revised Statutes, and estimated amount required for each detailed object				Total amount to be appropriated under each head of appropriation	Amount appropriated for the fiscal year ending June 30, 1927
<b>Aircraft in Commerce—Continued.</b>					
		Estimated expenditures, 1928 appropriation	Estimated expenditures, 1927 appropriation		
<b>Departmental service:</b>					
<b>Salaries</b>					
Clerical, administrative, and fiscal service—					
Grade 14, \$7,500 and over—					
Special executive officer (assistant secretary).....	No. 1	Average—Salary \$7,500	No. 1	Average—Salary \$7,500	
Grade 12, \$5,200 to \$6,000; average, \$5,600—					
Senior administrative officer—					
Chiefs of division.....	2	5,600	3	5,600	
Grade 11, \$3,800 to \$5,000; average, \$4,400—					
Administrative officer—					
Assistant chiefs of division.....	1	4,400	3	4,400	
Assistant chief business specialist.....	1	4,400	1	4,400	
Grade 10, \$3,300 to \$3,900; average, \$3,600—					
Senior business specialist.....	1	3,600			
Junior administrative officer.....	1	3,600	1	3,600	
Grade 9, \$3,000 to \$3,600; average, \$3,300—					
Statistician.....	1	3,300			
Grade 7, \$2,400 to \$3,000; average, \$2,700—					
Junior administrative assistants.....	2	2,700	1	2,700	
Assistant business specialist.....	1	2,700			
Assistant statistician.....	1	2,700			
Grade 5, \$1,800 to \$2,400; average, \$2,100—					
Senior clerk-stenographers.....	3	2,100	1	2,100	
Senior clerks.....	2	2,100	1	2,100	
Grade 4, \$1,680 to \$2,040; average, \$1,860—					
Clerk-stenographers.....	2	1,860	2	1,860	
Clerks.....	4	1,860	2	1,860	
Grade 3, \$1,500 to \$1,860; average, \$1,680—					
Assistant clerk-stenographers.....	4	1,680	3	1,680	
Assistant clerks.....	2	1,680	1	1,680	
Grade 2, \$1,320 to \$1,680; average, \$1,500—					
Senior typists.....	3	1,500	2	1,500	
Junior clerks.....	3	1,500	3	1,500	
Grade 1, \$1,140 to \$1,560; average, \$1,320—					
Junior typists.....	2	1,320			
Underclerks.....	2	1,320	2	1,320	
<b>Professional and scientific service—</b>					
Grade 5, \$5,200 to \$6,000; average, \$5,600—					
Senior medical officer.....	1	\$5,600			
Grade 4, \$3,800 to \$5,000; average, \$4,400—					
Engineers.....	4	4,400			
Scientists.....	2	4,400	1	\$4,400	
Grade 3, \$3,000 to \$3,600; average, \$3,300—					
Associate engineers.....	2	3,300	2	3,300	
Associate scientists.....	1	3,300	2	3,300	
Grade 2, \$2,400 to \$3,000; average, \$2,700—					
Assistant engineers.....	2	2,700	2	2,700	
Assistant scientists.....	2	2,700	2	2,700	
<b>Subprofessional service—</b>					
Grade 8, \$2,400 to \$3,000; average, \$2,700—					
Chief engineering draftsman.....	1	2,700			
Grade 7, \$2,100 to \$2,700; average, \$2,400—					
Principal engineering draftsman.....	1	2,400			
Grade 6, \$1,860 to \$2,400; average, \$2,100—					
Senior lithographers, artistic.....	2	2,100	2	2,100	
Grade 5, \$1,680 to \$2,040; average, \$1,860—					
Lithographer, artistic.....	1	1,860			
Grade 4, \$1,500 to \$1,860; average, \$1,680—					
Assistant scientific aid.....	1	1,680			
<b>Custodial service—</b>					
Grade 7, \$1,680 to \$2,040; average, \$1,860—					
Senior mechanics.....	2	1,860			
Grade 1, \$600 to \$780; average, \$690—					
Junior messengers.....	4	690	4	690	
Total number of employees.....	65		42		
Total salaries, departmental service.....		165,000		113,500	
The difference between 1927 and 1928 is due to increase in force, \$51,500.					
<b>Field service:</b>					
<b>Salaries and wages—</b>					
Salary range, \$5,200 to \$6,000; average, \$5,600—					
District inspectors.....	5	5,200			
Salary range, \$3,800 to \$5,000; average, \$4,400—					
Aeronautic inspectors.....	8	4,400	4	4,400	
Aeroplane pilot.....	1	4,400	1	4,400	
Salary range, \$3,300 to \$3,900; average, \$3,600—					
Assistant aeronautic inspectors.....	27	3,600	10	3,300	
Salary range, \$2,400 to \$3,000; average, \$2,700—					
Aeroplane mechanic.....	1	2,500	1	2,500	
Salary range, \$1,500 to \$1,860; average, \$1,680—					
Clerk-stenographers.....	8	1,680	4	1,500	
Total number of employees.....	50		20		
Total salaries, field service.....		178,500		56,500	
The difference between 1927 and 1928 is due to—					
Increase in salaries.....		\$3,720			
Increase in force.....		118,280			
Total.....		122,000			
01 Total personal services.....		343,500		170,000	

## Estimates of appropriations required for the service of the fiscal year ending June 30, 1928—Continued

General object (title of appropriation), date of acts, references to Statutes at Large, or to Revised Statutes, and estimated amount required for each detailed object				Total amount to be appropriated under each head of appropriation	Amount appropriated for the fiscal year ending June 30, 1927
<b>Aircraft in Commerce—Continued.</b>					
	Estimated expenditures, 1928 appropriation	Estimated expenditures, 1927 appropriation	Expended and obligated, 1926		
Supplies and materials:					
0200 Stationery and office supplies.....	\$14,000	\$2,000	-----		
0210 Medical and hospital supplies.....	500	500	-----		
0220 Scientific and educational supplies.....	10,000	5,000	-----		
0230 Fuel.....	70,500	2,500	-----		
02 Total supplies and materials.....	95,000	10,000	-----		
Communication service:					
0500 Telegraph service.....	2,250	500	-----		
0510 Telephone service.....	2,250	500	-----		
05 Total communication service.....	4,500	1,000	-----		
06 Travel expenses.....	136,750	25,000	-----		
07 Transportation of things.....	500	2,000	-----		
08 Printing and binding.....	25,000	10,000	-----		
10 Furnishing of electric current.....	3,000	2,000	-----		
11 Rents.....	3,000	2,000	-----		
12 Repairs to equipment.....	22,000	-----	-----		
13 Special and miscellaneous current expenses (maintenance of experimental aviation field).....	2,000	-----	-----		
Equipment:					
3000 Passenger-carrying vehicles.....	2,000	2,000	-----		
3010 Furniture.....	6,000	3,000	-----		
3022 Scientific equipment.....	40,000	17,500	-----		
3050 Other equipment.....	113,000	-----	-----		
30 Total equipment.....	161,000	22,500	-----		
Total.....	796,250	250,000	-----		

**Air Navigation Facilities—**

Air navigation facilities: For the establishment and maintenance of aids to air navigation, including the equipment of additional air-mail routes for day and night flying; the construction of necessary lighting, radio, and other signaling and communicating structures and apparatus; repairs, alterations, and all expenses of maintenance and operation; for personal services in the District of Columbia, not to exceed \$34,220, and elsewhere; and for the acquisition of the necessary sites by lease, or grant, [fiscal year 1927, \$300,000] \$3,219,500, of which \$450,000 shall be immediately available: *Provided*, That no part of this appropriation shall be used for any purpose not authorized by the air commerce act of 1926 (act July 2, 1926, vol. 44, p. 853)-----

\$3, 219, 500. 00

\$300, 000. 00

	Estimated expenditures, 1928 appropriation	Estimated expenditures, 1927 appropriation	Expended and obligated, 1926
<b>Departmental service:</b>			
<b>Salaries—</b>			
Professional and scientific service—	<i>Average—</i>	<i>Average—</i>	<i>Average—</i>
Grade 5, \$5,200 to \$6,000; average, \$5,600—	<i>No. Salary</i>	<i>No. Salary</i>	<i>No. Salary</i>
Senior engineer (chief of division).....	1 \$5,600	-----	-----
Grade 4, \$3,800 to \$5,000; average, \$4,400—			
Engineers (assistant chief of division, lighting engineer, communications engineer).....	3 4,400	-----	-----
Clerical, administrative, and fiscal service—			
Grade 5, \$1,860 to \$2,400; average, \$2,111—			
Senior clerks.....	2 2,100	-----	-----
Grade 3, \$1,500 to \$1,680; average, \$1,680—			
Assistant clerk-stenographers.....	3 1,680	-----	-----
Assistant clerks.....	2 1,680	-----	-----
Grade 2, \$1,320 to \$1,680; average, \$1,500—			
Junior clerk-stenographer.....	1 1,500	-----	-----
Grade 1, \$1,140 to \$1,500; average, \$1,320—			
Junior typist.....	1 1,320	-----	-----
Total average number of employees.....	13	-----	-----
Total salaries, departmental service.....	34,220	-----	-----

NOTE.—During the fiscal year 1927 the salaries of departmental personnel engaged in this activity are chargeable to the appropriation "Aircraft in commerce." It is planned that this expense shall hereafter be borne by the appropriation "Air navigation facilities."



*Estimates of appropriations required for the service of the fiscal year ending June 30, 1928—Continued*

General object (title of appropriation), date of acts, references to Statutes at Large, or to Revised Statutes, and estimated amount required for each detailed object				Total amount to be appropriated under each head of appropriation	Amount appropriated for the fiscal year ending June 30, 1927
<b>Air Navigation Facilities—Continued.</b>					
	Estimated expenditures, 1928 appropriation	Estimated expenditures, 1927 appropriation	Expended and obligated, 1926		
Field service:					
Salaries and wages—					
Salary range, \$3,800 to \$5,000; average, \$4,400—	Average—	Average—	Average—		
Engineers.....	No. Salary	No. Salary	No. Salary		
Extension superintendents.....	4 \$4,400				
Salary range, \$3,000 to \$3,600; average, \$3,300—	6 3,800				
Extension superintendents.....		12 \$3,600			
Extension superintendent.....		12 3,600			
Salary range, \$2,400 to \$3,000; average, \$2,700—		12 2,400			
Extension superintendents.....	4 2,700				
Salary range, \$2,100 to \$2,700; average, \$2,400—					
Radio operators.....	85 2,300				
Clerks.....	2 2,100				
Mechanics <sup>1</sup> .....	35 2,100	7 2,100			
Salary range, \$1,500 to \$1,860; average, \$1,680—					
Clerks.....	8 1,500	2 1,500			
Salary range, \$1,140 to \$1,500; average, \$1,320—					
Caretakers <sup>1</sup> (full time).....	151 1,200				
Salary range, \$420 to \$600; average, \$510—					
Caretakers <sup>1</sup> (part time).....	284 472	90 480			
Total average number of employees.....	579	102 1/2			
01 Total salaries and wages, field service.....	659,640	49,300			
The difference between 1928 and 1927 is due to net increase in force, \$610,340.					
Supplies and materials:					
0200 Stationery and office supplies.....	3,500				
0230 Fuel.....	405,000	33,000			
0280 Sundry supplies.....	90,000	2,000			
0290 Materials.....	5,200				
02 Total supplies and materials.....	503,700	35,000			
Communication service:					
0500 Telegraph service.....	19,800	2,200			
0510 Telephone service.....	86,000	3,300			
0520 Other communication service.....	50				
05 Total communication service.....	105,850	5,500			
06 Travel expenses (including per diem).....	56,275	7,500			
07 Transportation of things (service).....	85,000	2,000			
09 Advertising and publication of notices (service).....	815	100			
10 Furnishing of heat, light, power, water, electricity (service).....	42,000	3,000			
11 Other rents.....	120,000	13,700			
12 Repairs and alterations.....	45,000				
13 Special and miscellaneous current expenses.....	1,500	300			
Equipment:					
3010 Furniture and fixtures.....	3,500				
3050 Other equipment.....	772,000	123,600			
Total equipment.....	775,500	123,600			
32 Other structures.....	790,000	60,000			
Total.....	3,219,500	300,000			
Total, office of the Secretary of Commerce.....				\$6,455,850.00	\$2,825,231.00

<sup>1</sup> 16 mechanics, 32 caretakers (full time), and 288 caretakers (part time) are estimated for 6 months' duty in 1928, 2 employees in these classes being counted to make 1 employee in the above estimate.

## Estimates of appropriations required for the service of the fiscal year ending June 30, 1928—Continued

General object (title of appropriation), date of acts, references to Statutes at Large, or to Revised Statutes, and estimated amount required for each detailed object				Total amount to be appropriated under each head of appropriation	Amount appropriated for the fiscal year ending June 30, 1927	
BUREAU OF FOREIGN AND DOMESTIC COMMERCE						
Salaries, Bureau of Foreign and Domestic Commerce— Salaries: For the director and other personal services in the District of Columbia in accordance with the classification act of 1923 ( <i>R. S. 56, sec. 324, acts Feb. 14, 1903, vol. 32, p. 326, secs. 4, 5; Apr. 29, 1926, vol. 44, p. 350</i> )				\$260, 347. 00	\$260, 977. 00	
	Estimated expenditures, 1928 appropriation	Estimated expenditures, 1927 appropriation	Expended and obligated, 1926			
Departmental service:						
Salaries—						
Professional and scientific service—						
Grade 6, \$6,000 to \$7,500; average, \$6,750—						
Chief economic analyst (chief of bureau).....	Average— No. 1 Salary \$7,000	Average— No. 1 Salary \$7,000	Average— No. 1 Salary \$6,500			
Grade 5, \$5,200 to \$6,000; average, \$5,600—						
Senior economic analyst (assistant director).....	1		1	5,600		
Clerical, administrative, and fiscal service—						
Grade 12, \$5,200 to \$6,000; average, \$5,600—						
Senior administrative officers (assistant director).....	2	5,800	2	5,800	2	5,650
Grade 11, \$3,800 to \$5,000; average, \$4,400—						
Administrative officer—						
Administrative assistant.....	1	4,000	1	4,000	1	3,800
Chief of division.....	1	3,800	1	3,800	1	3,800
Assistant chief business specialist (chief of division).....	1	4,800	1	4,800	1	4,600
Grade 10, \$3,300 to \$3,900; average, \$3,600—						
Junior administrative officer (chief of division).....	1	3,500	1	3,500	1	3,500
Grade 9, \$3,000 to \$3,600; average, \$3,300—						
Senior administrative assistants.....	2	3,200	2	3,200	1½	3,200
Investigators.....	1	3,000	1	3,000	1½	3,000
Business specialists.....	2	3,100	2	3,100	2	3,065
Grade 8, \$2,700 to \$3,300; average, \$3,000—						
Administrative assistant.....	1	3,000	1	3,000	1	3,000
Grade 7, \$2,400 to \$3,000; average, \$2,700—						
Junior administrative assistants.....	3	2,651	3	2,651	3½	2,651
Associate editor.....	1	2,900	1	2,900	1	2,900
Grade 6, \$2,100 to \$2,700; average, \$2,400—						
Principal clerks.....	6	2,350	6	2,350	6	2,333
Grade 5, \$1,860 to \$2,400; average, \$2,100—						
Senior clerks.....	7	2,100	7	2,100	6½	2,110
Senior office draftsmen.....	3	1,980	3	1,980	3	1,940
Grade 4, \$1,680 to \$2,040; average, \$1,860—						
Clerks.....	8	1,800	8	1,800	9½	1,785
Clerk-stenographers.....	3	1,998	3	1,998	3	1,998
Head operator, office devices.....	1	1,800	1	1,800	1	1,786
Photographer.....	1	2,040	1	2,040	1	2,040
Office draftsmen.....	2	1,740	2	1,740	2½	1,653
Grade 3, \$1,500 to \$1,860; average, \$1,680—						
Assistant clerks.....	18	1,620	18	1,620	17½	1,606
Assistant clerk-stenographers.....	6	1,745	6	1,745	5½	1,745
Senior operators, office devices.....	2	1,560	2	1,560	1½	1,545
Grade 2, \$1,320 to \$1,680; average, \$1,500—						
Junior clerks.....	20	1,480	20	1,480	19½	1,454
Senior typists.....	7	1,380	7	1,380	6½	1,341
Junior stenographers.....	3	1,440	3	1,440	3½	1,481
Junior clerk-typist.....	1	1,440	1	1,440	1	1,392
Junior clerk-stenographers.....	2	1,440	2	1,440	1½	1,406
Junior operators, office devices.....	6	1,380	6	1,380	6½	1,375
Grade 1, \$1,140 to \$1,500; average, \$1,320—						
Underclerks.....	3	1,260	3	1,260	3½	1,264
Junior typist.....	1	1,140	1	1,140	½	1,258
Underclerk-typists.....	4	1,320	4	1,320	2½	1,301
Underoperators, office devices.....	11	1,260	11	1,260	10½	1,246
Custodial service—						
Grade 3, \$1,020 to \$1,260; average, \$1,140—						
Messengers.....	5	1,140	5	1,140	5½	1,106
Grade 2, \$900 to \$1,140; average, \$1,020—						
Assistant messenger.....	1	1,020	1	1,020	1½	1,023
Junior laborer.....	1	900	1	900	1½	948
Grade 1, \$600 to \$780; average, \$690—						
Junior messengers.....	5	630	6	630	6	649
Total number of employees.....	144		145		146½	
Total salaries, departmental service.....		260, 347. 00		260, 977. 00		264, 712. 85
The difference between 1927 and 1928 is due to decrease in force, \$630.						

*Estimates of appropriations required for the service of the fiscal year ending June 30, 1928—Continued*

General object (title of appropriation), date of acts, references to Statutes at Large, or to Revised Statutes, and estimated amount required for each detailed object				Total amount to be appropriated under each head of appropriation	Amount appropriated for the fiscal year ending June 30, 1927
<b>Commercial Attachés, Department of Commerce—</b>					
Commercial attachés: For commercial attachés, to be appointed by the Secretary of Commerce, after examination to be held under his direction to determine their competency and to be accredited through the State Department, whose duties shall be to investigate and report upon such conditions in the manufacturing industries and trade of foreign countries as may be of interest to the United States; and for the compensation of a clerk or clerks for each commercial attaché at the rate of not to exceed \$3,000 per annum for each person so employed, and for janitor and messenger service, traveling and subsistence expenses of officers and employees, rent outside of the District of Columbia, purchase of furniture and equipment, stationery and supplies, typewriting, adding, and computing machines, accessories and repairs, books of reference, and periodicals, maps, reports, documents, plans, specifications, manuscripts, newspapers (both foreign and domestic) not exceeding \$700, and all other publications, travel to and from the United States, <i>ice and drinking water for office purposes</i> , and all other incidental expenses not included in the foregoing; such commercial attachés shall serve directly under the Secretary of Commerce and shall report directly to him, <b>[\$335,000] \$385,000: Provided, That not to exceed two commercial attachés employed under this appropriation may be recalled from their foreign posts and assigned for duty in the Department of Commerce without loss of salary: Provided further, That payment in advance of subscriptions for newspapers, rent, telephone, and other similar services under this appropriation is hereby authorized (acts July 16, 1914, vol. 38, p. 500, sec. 1; Apr. 29, 1926, vol. 44, p. 350)</b>				\$385, 000. 00	\$335, 000. 00
	Estimated expenditures, 1928 appropriation	Estimated expenditures, 1927 appropriation	Expended and obligated, 1926		
Field service:					
Salaries and wages—					
Salary range, \$7,500 and over—					
Commercial attachés.....	Average— No. 10 Salary \$8, 750	Average— No. 10 Salary \$8, 400	Average— No. 7½ Salary \$8, 640		
Salary range, \$6,000 to \$7,500; average, \$6,750—					
Commercial attachés.....	4 6, 500	3 6, 500	4½ 6, 596		
Salary range, \$5,200 to \$6,000; average, \$5,600—					
Commercial attachés.....	6 5, 500	5 5, 500	1½ 5, 485		
Salary range, \$3,800 to \$5,000; average, \$4,400—					
Commercial attachés.....	2 5, 000	2 5, 000	3 5, 000		
Salary range, \$2,400 to \$3,000; average, \$2,700—					
Clerks.....	8 2, 900	8 2, 812	6½ 2, 611		
Salary range, \$1,800 to \$2,040; average, \$2,100—					
Clerks.....	4 2, 000	2 2, 000	½ 2, 000		
Total number of employees.....	34	30	23½		
Total salaries, field service.....	187, 700. 00	167, 500. 00	138, 248. 00		
Local employees.....	65, 000. 00	58, 000. 00	69, 665. 85		
01 Total salaries and wages, field service.....	252, 700. 00	225, 500. 00	207, 908. 85		
The difference between 1928 and 1927 is due to increase in force, \$27,200.					
Supplies and materials:					
02011 Printed forms and letterheads.....	1, 200. 00	1, 000. 00	996. 92		
02012 Other stationery.....	250. 00	150. 00	24. 02		
0202 Sundry office supplies.....	5, 500. 00	5, 000. 00	5, 373. 08		
02221 Newspapers.....	800. 00	700. 00	311. 60		
02222 Periodicals, trade journals, etc.....	2, 600. 00	2, 500. 00	2, 387. 36		
02223 Reference books.....	1, 500. 00	1, 000. 00	865. 80		
0230 Fuel.....	2, 600. 00	1, 000. 00	911. 86		
02 Total supplies and materials.....	13, 050. 00	11, 350. 00	10, 870. 64		
Communication service:					
0501 To Washington.....	15, 500. 00	14, 000. 00	12, 832. 27		
0502 From Washington.....	3, 000. 00	2, 000. 00	1, 348. 91		
0504 Local telegram.....	1, 800. 00	1, 200. 00	1, 064. 57		
0510 Telephone service.....	2, 800. 00	2, 500. 00	2, 268. 53		
0520 Postage.....	5, 600. 00	5, 000. 00	4, 171. 27		
05 Total communication service.....	28, 700. 00	24, 700. 00	21, 675. 55		
Travel expenses:					
0601 Transportation.....	15, 000. 00	12, 000. 00	10, 924. 95		
0630 Subsistence and other expenses.....	17, 500. 00	12, 958. 00	6, 968. 06		
06 Total travel expenses.....	32, 500. 00	24, 958. 00	17, 908. 01		
07 Freight, express, and drayage.....	5, 000. 00	2, 500. 00	2, 574. 12		
08 Printing and binding.....			1. 90		
Furnishing of light and water:					
1010 Light.....	1, 200. 00	900. 00	827. 77		
1040 Water rent.....	60. 00	50. 00	23. 82		
10 Total light and water.....	1, 260. 00	950. 00	851. 59		

*Estimates of appropriations required for the service of the fiscal year ending June 30, 1928—Continued*

General object (title of appropriation), date of acts, references to Statutes at Large, or to Revised Statutes, and estimated amount required for each detailed object	Total amount to be appropriated under each head of appropriation	Amount appropriated for the fiscal year ending June 30, 1927
--	--	--

*Commercial Attachés, Department of Commerce—Continued.*

	Estimated expenditures, 1928 appropriation	Estimated expenditures, 1927 appropriation	Expended and obligated, 1926
Rents:			
1101 Office buildings.....	\$37,500.00	\$34,000.00	\$26,424.28
1115 Furniture and equipment.....	250.00	150.00	32.82
11 Total rents.....	37,750.00	34,150.00	26,457.10
Repairs and alterations:			
1200 Office buildings.....	400.00	250.00	221.86
1280 Furniture and equipment.....	800.00	700.00	671.23
12 Total repairs and alterations.....	1,200.00	950.00	893.09
13 All other expenses.....	2,840.00	2,942.00	2,166.45
30 Furniture, furnishings, and equipment.....	10,000.00	6,000.00	5,997.40
Reserve.....		1,000.00	
Total.....	385,000.00	335,000.00	297,304.70

*Promoting Commerce, Department of Commerce—*

Promoting commerce, Europe and other areas: For all necessary expenses, including investigations in Europe and other areas, purchase of furniture and equipment, stationery, and supplies, typewriting, adding, and computing machines, accessories and repairs, purchase of books of reference and periodicals, maps, reports, documents, plans, specifications, manuscripts, newspapers (both foreign and domestic) not exceeding \$700, and all other publications for the promotion of the commercial interests of the United States, rent outside the District of Columbia, traveling and subsistence expenses of officers and employees, *ice and drinking water for office purposes*, and all other incidental expenses not included in the foregoing, to further promote and develop the foreign and domestic commerce of the United States, **[\$472,350] \$509,880**, to be expended under the direction of the Secretary of Commerce: *Provided*, That not more than **[\$63,725] \$69,485** of the foregoing sum may be used for personal services in Washington, District of Columbia: *Provided further*, That not more than four trade commissioners employed under this appropriation may be recalled from their foreign posts and assigned to duty in the Department of Commerce: *Provided further*, That payment in advance of subscriptions for newspapers, rent, telephone, and other similar services under this appropriation is hereby authorized (*acts Aug. 23, 1912, vol. 37, p. 408, sec. 1; Apr. 29, 1926, vol. 44, pp. 350, 351*)—

\$509,880.00

\$472,350.00

	Estimated expenditures, 1928 appropriation	Estimated expenditures, 1927 appropriation	Expended and obligated, 1926
Departmental service:			
Salaries—			
Clerical, administrative, and fiscal service—			
Grade 11, \$3,800 to \$5,000; average, \$4,400—			
Administrative officers.....	Average— No. 2 Salary \$3,900	Average— No. 2 Salary \$3,900	Average— No. 1 Salary \$3,800
Grade 10, \$3,300 to \$3,900; average, \$3,600—			
Junior administrative officer.....	1 3,600	1 3,600	1 3,500
Grade 9, \$3,000 to \$3,600; average, \$3,300—			
Business specialist.....	1 3,300	1 3,300	1 3,150
Grade 8, \$2,700 to \$3,300; average, \$3,000—			
Associate editor.....	1 3,000	1 3,000	1 3,000
Grade 7, \$2,400 to \$3,000; average, \$2,700—			
Assistant business specialists.....	4 2,500	4 2,500	5 2,435
Grade 6, \$2,100 to \$2,700; average, \$2,400—			
Principal clerk.....	1 2,400	1 2,400	1 2,100
Principal translator.....	1 2,400	1 2,400	1 2,188
Grade 4, \$1,680 to \$2,040; average, \$1,860—			
Clerks.....	4 1,800	4 1,800	4 1,717
Grade 5, \$1,860 to \$2,400; average, \$2,100—			
Business assistant.....	1 2,100	1 2,100	1 2,040
Grade 3, \$1,500 to \$1,860; average, \$1,680—			
Assistant clerks.....	2 1,680	2 1,680	2 1,685
Assistant clerk-stenographers.....	2 1,800	2 1,800	2 1,790
Grade 2, \$1,320 to \$1,680; average, \$1,500—			
Junior clerks.....	2 1,500	2 1,500	1 1,500
Junior stenographers.....	7 1,500	4 1,500	2 1,500
Junior clerk-stenographers.....	3 1,600	3 1,600	2 1,600
Grade 1, \$1,140 to \$1,500; average, \$1,320—			
Underclerks.....	2 1,260	1 1,260	2 1,260
Total number of employees.....	34	30	26
Total salaries, departmental service.....	69,485.00	63,725.00	52,854.15
The difference between 1928 and 1927 is due to increase in force, \$5,760.			

*Estimates of appropriations required for the service of the fiscal year ending June 30, 1928—Continued*

General object (title of appropriation), date of acts, references to Statutes at Large, or to Revised Statutes, and estimated amount required for each detailed object				Total amount to be appropriated under each head of appropriation	Amount appropriated for the fiscal year ending June 30, 1927
<i>Promoting Commerce, Department of Commerce—Continued.</i>					
	Estimated expenditures, 1928 appropriation	Estimated expenditures, 1927 appropriation	Expended and obligated, 1926		
Field service:					
Salaries and wages—					
Salary range, \$6,000 to \$7,500; average, \$6,750—	<i>Average—</i>	<i>Average—</i>	<i>Average—</i>		
Trade commissioners.....	No. 7 Salary \$6,180	No. 7 Salary \$6,180	No. 7 Salary \$6,180		
Salary range, \$5,200 to \$6,000; average, \$5,600—					
Trade commissioners.....	6 5,400	5 5,400	4½ 5,400		
Salary range, \$3,800 to \$5,000; average, \$4,400—					
Trade commissioners.....	14 4,750	11 4,750	11½ 4,750		
Assistant trade commissioners.....	4 4,000	4 4,000	3 4,000		
Salary range, \$3,300 to \$3,900; average, \$3,600—					
Assistant trade commissioners.....	12 3,540	12 3,450	12½ 3,540		
Salary range, \$3,000 to \$3,600; average, \$3,300—					
Assistant trade commissioners.....	10 3,120	10 3,120	10 3,120		
Salary range, \$2,400 to \$3,000; average, \$2,700—					
Clerks.....	7 2,690	7 2,690	7 2,690		
Salary range, \$1,860 to \$2,400; average, \$2,100—					
Clerks.....	6 2,100	3 2,100	½ 2,150		
Total number of employees.....	66	59	56½		
Total salaries, field service.....	263,270.00	237,320.00	227,121.66		
Local employees.....	50,000.00	45,270.00	41,250.36		
Total salaries and wages, field service.....	313,270.00	282,590.00	268,372.02		
The difference between 1928 and 1927 is due to increase in force, \$30,680.					
01 Total personal services.....	382,755.00	346,315.00	321,226.17		
Supplies and materials:					
02011 Printed forms and letterheads.....	900.00	900.00	760.08		
02012 Other stationery.....	350.00	350.00	224.35		
0202 Sundry office supplies.....	3,000.00	3,000.00	2,471.80		
0221 Newspapers.....	700.00	700.00	260.73		
0222 Periodicals, trade journals.....	1,750.00	1,750.00	1,350.47		
0223 Reference books.....	2,000.00	1,800.00	1,726.64		
0230 Fuel.....	150.00	150.00	108.33		
02 Total supplies and materials.....	8,850.00	8,650.00	6,902.40		
Communication service:					
0501 To Washington.....	16,170.00	16,170.00	14,411.87		
0502 From Washington.....	3,600.00	3,600.00	3,653.08		
0504 Local telegrams.....	1,500.00	1,500.00	1,342.54		
0510 Telephone service.....	2,000.00	2,000.00	1,698.12		
0520 Postage.....	4,000.00	4,000.00	3,556.53		
05 Total communication service.....	27,270.00	27,270.00	24,762.14		
Travel expenses:					
0601 Transportation.....	28,000.00	27,000.00	24,324.41		
0630 Subsistence and other expenses.....	24,000.00	23,000.00	14,211.16		
06 Total travel expenses.....	52,000.00	50,000.00	38,535.57		
07 Freight and drayage.....	2,450.00	2,450.00	1,963.24		
Furnishing of light and water:					
1010 Light.....	600.00	400.00	282.82		
1040 Water rent.....	75.00	75.00	50.29		
10 Total light and water.....	675.00	475.00	333.11		
Rents:					
1101 Office buildings.....	18,000.00	17,040.00	12,561.85		
1115 Furniture and equipment.....	300.00	300.00	210.70		
11 Total rents.....	18,300.00	17,340.00	12,772.55		
Repairs and alterations:					
1200 Office buildings.....	50.00	50.00	16.58		
1280 Furniture and equipment.....	500.00	300.00	223.80		
12 Total repairs and alterations.....	550.00	350.00	240.38		
13 All other expenses.....	2,500.00	2,500.00	1,204.26		
30 Furniture, furnishings, and equipment.....	14,530.00	15,000.00	12,158.96		
Reserve.....		2,000.00			
Total.....	509,880.00	472,350.00	420,098.78		

*Estimates of appropriations required for the service of the fiscal year ending June 30, 1928—Continued*

General object (title of appropriation), date of acts, references to Statutes at Large, or to Revised Statutes, and estimated amount required for each detailed object	Total amount to be appropriated under each head of appropriation	Amount appropriated for the fiscal year ending June 30, 1927
<p><i>District and Cooperative Office Service, Department of Commerce—</i></p> <p>District and cooperative office service: For all expenses necessary to operate and maintain district and cooperative offices, including personal services in the District of Columbia and elsewhere, rent outside the District of Columbia, traveling and subsistence expenses of officers and employees, purchase of furniture and equipment, stationery and supplies, typewriting, adding and computing machines, accessories and repairs, purchase of maps, books of reference and periodicals, reports, documents, plans, specifications, manuscripts, not exceeding \$400 for newspapers, both foreign and domestic, for which payment may be made in advance, and all other publications necessary for the promotion of the commercial interests of the United States, and all other incidental expenses not included in the foregoing, <b>[\$330,000] \$365,000</b>, of which amount not to exceed <b>[\$16,000] \$17,740</b> may be expended for personal services in the District of Columbia: <i>Provided</i>, That the Secretary of Commerce may require as a condition for the opening of a new office or the continuation of an existing office that commercial organizations in the district affected provide suitable quarters without cost to the Government or at rentals at lower than prevailing rates. The Secretary may, at his discretion, refuse to open a new office or continue an existing office where such assistance from local commercial organizations is not provided (<i>acts Aug. 23, 1912, vol. 37, p. 408, sec. 1; Apr. 29, 1926, vol. 44, p. 851</i>)</p>	\$365, 000. 00	\$330, 000. 00

*Estimates of appropriations required for the service of the fiscal year ending June 30, 1928—Continued*

General object (title of appropriation), date of acts, references to Statutes at Large, or to Revised Statutes, and estimated amount required for each detailed object	Total amount to be appropriated under each head of appropriation	Amount appropriated for the fiscal year ending June 30, 1927
--	--	--

*District and Cooperative Office Service, Department of Commerce—Continued.*

	Estimated expenditures, 1928 appropriation	Estimated expenditures, 1927 appropriation	Expended and obligated, 1926
<b>Supplies and materials:</b>			
02011 Printed forms and letterheads.....	\$2,000.00	\$2,000.00	\$790.51
02020 Sundry office supplies.....	450.00	450.00	112.34
02221 Newspapers.....	400.00	400.00	233.28
02222 Periodicals, trade journals, etc.....	250.00	250.00	53.63
02223 Reference books.....	1,000.00	800.00	293.90
<b>02 Total supplies and materials.....</b>	<b>4,100.00</b>	<b>3,900.00</b>	<b>1,513.66</b>
<b>Communication service:</b>			
0501 To Washington.....	1,000.00	800.00	462.64
0502 From Washington.....	800.00	650.00	296.42
0504 Local telegrams.....	700.00	500.00	186.29
0510 Telephone service.....	8,000.00	7,500.00	5,264.82
0520 Postage.....	250.00	150.00	32.55
<b>05 Total communication service.....</b>	<b>10,750.00</b>	<b>9,600.00</b>	<b>6,206.72</b>
<b>Travel expenses:</b>			
0601 Transportation.....	8,940.00	8,000.00	5,716.71
0630 Subsistence and other expenses.....	8,500.00	6,400.00	2,496.15
<b>06 Total travel expenses.....</b>	<b>17,440.00</b>	<b>14,400.00</b>	<b>8,212.86</b>
07 Freight, express, and drayage.....	2,000.00	1,800.00	1,366.74
08 Printing and binding.....			1.05
10 Furnishing of heat, light, water, etc.: (light).....	500.00	475.00	272.79
11 Rents.....	14,765.00	14,765.00	13,365.62
<b>Repairs and alterations:</b>			
1200 Office buildings.....			28.00
1280 Furniture and equipment.....	500.00	500.00	354.33
<b>12 Total repairs and alterations.....</b>	<b>500.00</b>	<b>500.00</b>	<b>382.33</b>
13 All other expenses.....	323.00	918.00	309.87
30 Furniture, furnishings, and equipment.....	4,500.00	8,000.00	982.61
<b>Reserve.....</b>	<b></b>	<b>2,500.00</b>	<b></b>
<b>Total.....</b>	<b>365,000.00</b>	<b>330,000.00</b>	<b>229,685.06</b>

*Promoting Commerce, South and Central America—*

Promoting commerce, South and Central America: To further promote and develop the commerce of the United States with South and Central America, including personal services in the District of Columbia and elsewhere, purchase of furniture and equipment, stationery and supplies, type-writing, adding and computing machines, accessories and repairs, books of reference and periodicals, reports, plans, specifications, manuscripts, documents, maps, newspapers (both foreign and domestic) not exceeding \$700, and all other publications, rent outside of the District of Columbia, traveling and subsistence expenses of officers and employees, *ice and drinking water for office purposes*, and all other incidental expenses not included in the foregoing, to be expended under the direction of the Secretary of Commerce, **[\$333,090] \$358,090**, of which amount not to exceed **[\$104,615] \$108,935** may be expended for personal services in the District of Columbia: *Provided*, That not more than two trade commissioners employed under this appropriation may be recalled from their foreign posts and assigned to duty in the Department of Commerce: *Provided further*, That payment in advance of subscriptions for newspapers, rent, telephone, and other similar services under this appropriation is hereby authorized (*acts July 16, 1914, vol. 38, p. 500, sec. 1; Apr. 29, 1926, vol. 44, p. 351*).....

\$358,090.00

\$333,090.00

	Estimated expenditures, 1928 appropriation	Estimated expenditures, 1927 appropriation	Expended and obligated, 1926
<b>Departmental service:</b>			
<b>Salaries—</b>			
Professional and scientific service—			
Grade 6, \$6,000 to \$7,500; average, \$6,750—			
Chief economic analyst.....	Average— No. 1 Salary \$6,000	Average— No. 1 Salary \$6,000	Average— No. 1 Salary \$6,000
Grade 5, \$5,200 to \$6,000; average, \$5,600—			
Senior economic analysts (chiefs of division)....	2 5,600	2 5,600	1½ 5,624
Grade 4, \$3,800 to \$5,000; average, \$4,400—			
Economic analyst.....	1 5,000	1 5,000	½ 5,000
Clerical, administrative, and fiscal service—			
Grade 12, \$5,200 to \$6,000; average, \$5,600—			
Chief business specialist (chief of division).....	1 5,600	1 5,600	1 5,600
Grade 10, \$3,300 to \$3,900; average, \$3,600—			
Junior administrative officers.....	3 3,300	3 3,300	2½ 3,600
Grade 9, \$3,000 to \$3,600; average, \$3,300—			
Business specialists.....	4 3,200	4 3,200	3½ 3,200

*Estimates of appropriations required for the service of the fiscal year ending June 30, 1928—Continued*

General object (title of appropriation), date of acts, references to Statutes at Large, or to Revised Statutes, and estimated amount required for each detailed object	Total amount to be appropriated under each head of appropriation		Amount appropriated for the fiscal year ending June 30, 1927
Promoting Commerce, South and Central America—Continued.			
	Estimated expenditures, 1928 appropriation	Estimated expenditures, 1927 appropriation	Expended and obligated, 1926
Departmental service—Continued.			
Salaries—Continued.			
Clerical, administrative, and fiscal service—Con.	Average—	Average—	Average—
Grade 7, \$2,400 to \$3,000; average, \$2,700—	No. Salary	No. Salary	No. Salary
Assistant business specialists	5 \$2,620	5 \$2,620	3½ \$2,620
Grade 6, \$2,100 to \$2,700; average, \$2,400—			
Principal clerks	4 2,140	4 2,140	1½ 2,140
Grade 5, \$1,800 to \$2,400; average, \$2,100—			
Business assistants	3 2,040	3 2,040	3½ 2,061
Grade 4, \$1,680 to \$2,040; average, \$1,860—			
Clerks	4 1,740	4 1,740	4½ 1,710
Grade 3, \$1,500 to \$1,860; average, \$1,680—			
Assistant clerks	4 1,560	4 1,560	3½ 1,558
Assistant clerk stenographers	3 1,712	3 1,712	2½ 1,712
Grade 2, \$1,320 to \$1,680; average, \$1,500—			
Junior stenographers	8 1,440	5 1,440	4½ 1,456
Junior clerk stenographer	1 1,500	1 1,500	1 1,497
Grade 1, \$1,140 to \$1,500; average, \$1,320—			
Underclerk	1 1,200	1 1,200	1½ 1,186
Junior typist	1 1,200	1 1,200	1½ 1,200
Underclerk-typists	2 1,200	2 1,200	1½ 1,200
Total number of employees	47½	44½	41½
Total salaries, departmental service	108,935.00	104,615.00	85,161.23
The difference between 1928 and 1927 is due to increase in force, \$4,320.			
Field service:			
Salaries and wages—			
Salary range, \$6,000 to \$7,500; average, \$6,750—			
Trade commissioners	2 6,500	2 6,500	1½ 6,600
Salary range, \$5,200 to \$6,000; average, \$5,600—			
Trade commissioners	3 5,500	3 5,500	2 5,150
Salary range, \$3,800 to \$5,000; average, \$4,400—			
Trade commissioners	14 4,727	11 4,727	7½ 4,725
Assistant trade commissioners			4½ 4,000
Salary range, \$3,300 to \$3,900; average, \$3,600—			
Assistant trade commissioners	4 3,562	4 3,562	4½ 3,350
Salary range, \$3,000 to \$3,600; average, \$3,300—			
Assistant trade commissioners	5 3,100	5 3,100	2½ 3,050
Salary range, \$2,400 to \$3,000; average, \$2,700—			
Clerks	6 2,550	5 2,550	3 2,530
Total number of employees	34	30	25½
Total salaries, field service	140,726.00	123,995.00	104,075.41
Local employees	30,000.00	28,000.00	19,996.57
Total salaries and wages, field service	170,726.00	151,995.00	124,071.98
The difference between 1928 and 1927 is due to increase in force, \$18,731.			
01 Total personal services	270,661.00	256,610.00	209,233.21
Supplies and materials:			
02011 Printed forms and letterheads	500.00	500.00	249.06
02012 Other stationery	250.00	250.00	
0202 Sundry office supplies	8,250.00	8,250.00	6,465.67
02221 Newspapers	700.00	700.00	179.10
02222 Periodicals, trade journals, etc.	350.00	350.00	292.43
02223 Reference books	1,750.00	1,750.00	1,447.03
0230 Fuel			.33
02 Total supplies and materials	11,800.00	11,800.00	8,633.62
Communication service:			
0501 To Washington	7,673.00	7,500.00	6,135.79
0502 From Washington	3,850.00	3,750.00	2,354.83
0504 Local telegrams	150.00	150.00	11.21
0510 Telephone service	1,000.00	1,000.00	451.45
0520 Postage	350.00	350.00	279.59
05 Total communication service	13,023.00	12,750.00	9,232.87
Travel expenses:			
0601 Transportation	15,000.00	12,000.00	8,216.15
0630 Subsistence and other expenses	20,000.00	16,000.00	10,890.55
06 Total travel expenses	35,000.00	28,000.00	19,106.70
07 Freight, express, and drayage	1,200.00	1,000.00	60.66
10 Furnishing of heat, light, water, etc.: (light)	100.00	50.00	17.83
Rents:			
1101 Office buildings	12,000.00	9,820.00	6,235.70
1115 Furniture and equipment	200.00	100.00	42.40
11 Total rents	12,200.00	9,920.00	6,278.10
Repairs and alterations	100.00	75.00	53.59
13 All other expenses	779.00	885.00	280.23
30 Furniture, furnishings, and equipment	4,500.00	9,500.00	6,520.90
Reserve		2,500.00	
Total	358,090.00	333,096.00	259,417.71



*Estimates of appropriations required for the service of the fiscal year ending June 30, 1928—Continued*

General object (title of appropriation), date of acts, references to Statutes at Large, or to Revised Statutes, and estimated amount required for each detailed object	Total amount to be appropriated under each head of appropriation	Amount appropriated for the fiscal year ending June 30, 1927		
<b>Promoting Commerce in the Far East—</b> Promoting commerce in the Far East: To further promote and develop the commerce of the United States with the Far East, including personal services in the District of Columbia and elsewhere, purchase of furniture and equipment, stationery and supplies, typewriting, adding and computing machines, accessories and repairs, books of reference and periodicals, reports, documents, plans, specifications, manuscripts, maps, newspapers (both foreign and domestic) not exceeding \$400, and all other publications, rent outside of the District of Columbia, traveling and subsistence expenses of officers and employees, <i>ice and drinking water for office purposes</i> , and all other incidental expenses not included in the foregoing, to be expended under the direction of the Secretary of Commerce, <b>[\$290,000] \$300,000</b> , of which amount not to exceed <b>[\$98,000] \$104,600</b> may be expended for personal services in the District of Columbia: <i>Provided</i> , That not more than two trade commissioners employed under this appropriation may be recalled from their foreign posts and assigned to duty in the Department of Commerce: <i>Provided further</i> , That payment in advance of subscriptions for newspapers, rent, telephone, and other similar services under this appropriation is hereby authorized ( <i>acts July 16, 1914, vol. 38, p. 500, sec. 1; Apr. 29, 1926, vol. 44, pp. 351, 352</i> ) -----			\$300, 000. 00	\$290, 000. 00
</				

## Estimates of appropriations required for the service of the fiscal year ending June 30, 1928—Continued

General object (title of appropriation), date of acts, references to Statutes at Large, or to Revised Statutes, and estimated amount required for each detailed object	Total amount to be appropriated under each head of appropriation	Amount appropriated for the fiscal year ending June 30, 1927
--	--	--

## Promoting Commerce in the Far East—Continued.

	Estimated expenditures, 1928 appropriation	Estimated expenditures, 1927 appropriation	Expended and obligated, 1926
Supplies and materials:			
02011 Printed forms and letterheads.....	\$500.00	\$500.00	\$269.79
02012 Other stationery.....	250.00	250.00	.....
0202 Sundry office supplies.....	9,000.00	8,500.00	8,451.06
02221 Newspapers.....	700.00	700.00	135.34
02222 Periodicals, trade journals, etc.....	750.00	500.00	449.46
02223 Reference books.....	2,200.00	2,000.00	1,746.79
02 Total supplies and materials.....	13,400.00	12,450.00	11,052.44
Communication service:			
0501 To Washington.....	8,500.00	8,000.00	6,060.29
0502 From Washington.....	3,500.00	3,000.00	2,650.64
0504 Local telegram.....	500.00	500.00	391.96
0510 Telephone service.....	700.00	700.00	549.00
0520 Postage.....	1,200.00	1,000.00	902.87
05 Total communication service.....	14,400.00	13,200.00	10,554.76
Travel expenses:			
0601 Transportation.....	9,000.00	9,000.00	7,963.83
0630 Subsistence and other expenses.....	10,000.00	8,000.00	3,856.77
06 Total travel expenses.....	19,000.00	17,000.00	11,820.60
07 Freight, express, and drayage.....	1,000.00	1,000.00	606.24
Furnishing of heat, light, water, etc.:			
1010 Light.....	125.00	125.00	62.63
1040 Water rent.....	25.00	25.00	3.10
10 Total light and water.....	150.00	150.00	65.73
Rents:			
1101 Office buildings.....	8,500.00	8,000.00	7,775.19
1115 Furniture and equipment.....	500.00	500.00	366.54
11 Total rents.....	9,000.00	8,500.00	8,141.73
12 Repairs and alterations.....	200.00	150.00	173.67
13 All other expenses.....	500.00	300.00	240.76
30 Furniture, furnishings, and equipment.....	8,000.00	7,500.00	7,949.96
Reserve.....		2,000.00	
Total.....	300,000.00	290,000.00	249,006.17

## Enforcement of the China Trade Act—

Enforcement of China trade act: To carry out the provisions of the act entitled "China trade act, 1922," including personal services in the District of Columbia and elsewhere, traveling and subsistence expenses of officers and employees, purchase of furniture and equipment, stationery and supplies, typewriting, adding and computing machines, accessories and repairs, purchase of books of reference and periodicals, reports, documents, plans, specifications, maps, manuscripts, and all other publications; rent outside the District of Columbia, *ice and drinking water for office purposes*, and all necessary expenses not included in the foregoing, \$30,000, of which amount not to exceed \$10,820 may be expended for personal services in the District of Columbia: *Provided*, That payment in advance for telephone and other similar services under this appropriation is hereby authorized (*acts Sept. 19, 1922, vol. 42, pp. 849-856, secs. 1-28; Apr. 29, 1926, vol. 44, p. 852*)

\$30,000.00

\$30,000.00

	Estimated expenditures, 1928 appropriation	Estimated expenditures, 1927 appropriation	Expended and obligated, 1926
Departmental service:			
Salaries—			
Professional and scientific service—			
Grade 3, \$3,000 to \$3,600; average, \$3,300—	<i>Average—</i>	<i>Average—</i>	<i>Average—</i>
Associate attorney.....	No. 1 Salary \$3,300	No. 1 Salary \$3,300	No. 1 Salary \$3,300
Clerical, administrative, and fiscal service—			
Grade 12, \$5,200 to \$6,000; average, \$5,400—			
Chief business specialist (chief of division).....	1 5,600	1 5,600	1 5,836
Grade 4, \$1,680 to \$2,040; average, \$1,860—			
Clerk.....	1 1,920	1 1,920	.....
Total number of employees.....	3	3	2
Total salaries, departmental service.....	10,820	10,820	9,136

*Estimates of appropriations required for the service of the fiscal year ending June 30, 1928—Continued*

General object (title of appropriation), date of acts, references to Statutes at Large, or to Revised Statutes, and estimated amount required for each detailed object				Total amount to be appropriated under each head of appropriation	Amount appropriated for the fiscal year ending June 30, 1927
<b>Enforcement of the China Trade Act—Continued.</b>					
	Estimated expenditures, 1928 appropriation	Estimated expenditures, 1927 appropriation	Expended and obligated, 1926		
Field service:					
Salaries and wages—					
Salary range, \$5,200 to \$6,000; average, \$5,600—	Average—	Average—	Average—		
Registrar.....	No. 1 Salary \$5,500	No. 1 Salary \$5,500	No. 1 Salary \$5,500		
Salary range, \$3,800 to \$5,000; average, \$4,400—					
Assistant trade commissioner.....	1 4,000	1 4,000			
Salary range, \$3,300 to \$3,900; average, \$3,600—					
Assistant trade commissioner.....			1 3,600		
Salary range, \$2,400 to \$3,000; average, \$2,700—					
Clerk.....	1 2,400	1 2,400			
Total number of employees.....	3	3	2		
Total salaries, field service.....	11,900	11,900	9,100		
Local employees.....	3,800	3,000	2,125		
Total salaries and wages, field service.....	15,700	14,900	11,225		
01 Total personal services.....	26,520	25,720	20,361		
Supplies and materials:					
0202 Sundry office supplies.....	25.00	25.00	15.86		
02222 Periodicals, trade journals, etc.....	25.00	25.00	5.55		
02223 Reference books.....	25.00	25.00	1.92		
02 Total supplies and materials.....	75.00	75.00	23.33		
Communication service:					
0501 To Washington.....	100.00	100.00	59.66		
0502 From Washington.....	75.00	75.00			
0504 Local telegrams.....	75.00	75.00	2.11		
0510 Telephone service.....	10.00	10.00			
0520 Postage.....	25.00	25.00			
05 Total communication service.....	285.00	285.00	61.77		
Travel expenses:					
0601 Transportation.....	500.00	400.00	95.24		
0630 Subsistence and other expenses.....	635.00	535.00	128.06		
06 Total travel expenses.....	1,135.00	935.00	223.30		
11 Rents.....	1,860.00	1,860.00	1,675.07		
13 All other expenses.....	25.00	25.00	11.44		
30 Furniture, furnishings, and equipment.....	100.00	100.00	41.30		
Reserve.....		1,000.00			
Total.....	30,000.00	30,000.00	22,422.57		
<b>Export Industries, Department of Commerce—</b>					
Export industries: To enable the Bureau of Foreign and Domestic Commerce to investigate and report on domestic as well as foreign problems relating to the production, distribution, and marketing, in so far as they relate to the important export industries of the United States, including personal services in the District of Columbia not to exceed \$583,529, traveling and subsistence expenses of officers and employees, purchase of furniture and equipment, stationery and supplies, typewriting, adding and computing machines, accessories and repairs, books of reference and periodicals, reports, documents, plans, specifications, manuscripts, and all other publications, rent outside District of Columbia, and all other incidental expenses connected therewith ( <i>acts June 16, 1921, vol. 42, p. 47, sec. 1; Apr. 29, 1926, vol. 44, p. 352</i> ).....				\$618,320.00	\$620,440.00
	Estimated expenditures, 1928 appropriation	Estimated expenditures, 1927 appropriation	Expended and obligated, 1926		
Departmental service:					
Salaries—					
Professional and scientific service—					
Grade 6, \$6,000 to \$7,500; average, \$6,750—	Average—	Average—	Average—		
Chief economic analyst.....	No. 1 Salary \$6,000	No. 1 Salary \$6,000	No. 1 Salary \$6,000		
Grade 5, \$5,200 to \$6,000; average, \$5,600—					
Senior economic analysts (chiefs of division).....	4 5,600	4 5,600	4 5,672		
Senior economic analyst.....	1 5,200	1 5,200	1 5,672		
Senior attorney.....			1 5,200		
Grade 4, \$3,800 to \$5,000; average, \$4,400—					
Economic analyst.....	1 5,000	1 5,000	1 5,000		
Grade 2, \$2,400 to \$3,000; average, \$2,700—					
Assistant economic analyst.....	1 2,800	1 2,800	1 2,700		

## Estimates of appropriations required for the service of the fiscal year ending June 30, 1928—Continued

General object (title of appropriation), date of acts, references to Statutes at Large, or to Revised Statutes, and estimated amount required for each detailed object				Total amount to be appropriated under each head of appropriation	Amount appropriated for the fiscal year ending June 30, 1927
<b>Export Industries, Department of Commerce—Continued.</b>					
<b>Departmental service—Continued.</b>					
<b>Salaries—Continued.</b>					
<b>Clerical, administrative, and fiscal service—</b>					
Grade 12, \$5,200 to \$6,000; average, \$5,600—	<i>Average—</i>	<i>Average—</i>	<i>Average—</i>		
Senior administrative officer (assistant director).....	No. 1 Salary \$5,800	No. 1 Salary \$5,800	No. 1 Salary \$5,600		
Chief business specialists (chiefs of division).....	9 5,600	9 5,600	7½ 5,680		
Grade 11, \$3,800 to \$5,000; average, \$4,400—					
Assistant chief business specialists.....	12 4,400	12 4,400	12½ 4,373		
Administrative officer (chief of division).....	1 4,600	1 4,600	1 4,600		
Grade 10, \$3,300 to \$3,900; average, \$3,600—					
Junior administrative officers.....	4 3,400	4 3,400	4½ 3,378		
Grade 9, \$3,000 to \$3,600; average, \$3,300—					
Business specialists.....	13 3,200	13 3,200	14½ 3,100		
Grade 7, \$2,400 to \$3,000; average, \$2,700—					
Junior administrative assistant.....	1 2,700	1 2,700	1 2,600		
Assistant business specialists.....	11 2,500	11 2,500	11½ 2,518		
Grade 6, \$2,100 to \$2,700; average, \$2,400—					
Principal clerks.....	5 2,300	5 2,300	5½ 2,291		
Grade 5, \$1,860 to \$2,400; average, \$2,100—					
Senior clerks.....	6 2,100	6 2,100	6 2,086		
Business assistants.....	25 1,920	25 1,920	24½ 1,920		
Senior translator.....	1 1,920	1 1,920	1½ 1,860		
Grade 4, \$1,680 to \$2,040; average, \$1,860—					
Clerks.....	27 1,840	27 1,840	26½ 1,840		
Grade 3, \$1,500 to \$1,860; average, \$1,680—					
Assistant clerks.....	41 1,600	41 1,600	40½ 1,600		
Assistant clerk-stenographers.....	19 1,620	19 1,620	18½ 1,620		
Senior operator, office devices.....	1 1,500	1 1,500	1 1,500		
Grade 2, \$1,320 to \$1,680; average, \$1,500—					
Junior clerks.....	12 1,480	12 1,480	11½ 1,485		
Senior typists.....	10 1,380	10 1,380	8½ 1,357		
Junior stenographers.....	24 1,440	24 1,440	24½ 1,436		
Junior clerk-typists.....	7 1,440	7 1,440	7 1,414		
Junior clerk-stenographers.....	10 1,440	10 1,440	9½ 1,440		
Junior operator, office devices.....	1 1,500	1 1,500	1 1,440		
Grade 1, \$1,140 to \$1,500; average, \$1,320—					
Underclerks.....	6 1,200	6 1,200	4 1,173		
Junior typists.....	4 1,200	4 1,200	3 1,194		
Underclerk-typists.....	2 1,380	2 1,380	2 1,386		
Underoperator, office devices.....			4½ 1,214		
<b>Custodial service—</b>					
Grade 7, \$1,680 to \$2,040; average, \$1,860—					
Senior mechanic.....	1 1,800	1 1,800	1 1,740		
Grade 6, \$1,500 to \$1,860; average, \$1,680—					
Mechanic.....	1 1,560	1 1,560	1 1,500		
Grade 4, \$1,140 to \$1,500; average, \$1,320—					
Undermechanic.....	1 1,200	1 1,200	1 1,200		
Grade 3, \$1,020 to \$1,260; average, \$1,140—					
Messengers.....	4 1,080	4 1,080	4 1,077		
Minor mechanics.....	2 1,200	2 1,200	2 1,170		
Grade 2, \$900 to \$1,140; average, \$1,020—					
Assistant messengers.....	3 1,020	3 1,020	3 975		
Junior laborer.....			½ 960		
Grade 1, \$600 to \$780; average, \$690—					
Junior messengers.....	5 660	5 660	5 657		
Total number of employees.....	277½	277½	275½		
Total salaries, departmental service.....	583,529.00	583,529.00	572,407.88		
<b>Field service:</b>					
<b>Salaries and wages—</b>					
Salary range, \$3,800 to \$5,000; average, \$4,400—					
Trade commissioners.....	2 4,500	2 4,500	1 5,000		
Salary range, \$3,300 to \$3,900; average, \$3,600—					
Assistant trade commissioner.....	1 3,500	1 3,500	1 3,500		
Total number of employees.....	3	3	2		
Total salaries, field service.....	12,500	12,600	8,500		
Local employees.....	1,200	1,200	1,200		
Total salaries and wages, field service.....	13,700	13,700	9,700		
01 Total personal services.....	597,229.00	597,229.00	582,107.88		
<b>Communication service:</b>					
0501 To Washington.....	3,000.00	3,000.00	3,146.54		
0502 From Washington.....	250.00	250.00	303.38		
0504 Local telegrams.....			11.85		
0510 Telephone service.....	75.00	75.00	77.73		
0520 Postage.....	25.00	25.00	16.20		
05 Total communication service.....	3,350.00	3,350.00	3,555.70		
<b>Travel expenses:</b>					
0601 Transportation.....	10,500.00	12,000.00	11,343.46		
0630 Subsistence and other expenses.....	7,241.00	6,361.00	8,659.13		
06 Total travel expenses.....	17,741.00	18,361.00	20,002.59		
Reserve.....		1,500.00			
Total.....	618,320.00	620,440.00	605,740.55		

*Estimates of appropriations required for the service of the fiscal year ending June 30, 1928—Continued*

General object (title of appropriation), date of acts, references to Statutes at Large, or to Revised Statutes, and estimated amount required for each detailed object	Total amount to be appropriated under each head of appropriation	Amount appropriated for the fiscal year ending June 30, 1927
<b>Domestic Commerce, Department of Commerce—</b>		
Domestic commerce and raw materials investigations: For all expenses, including personal services in the District of Columbia and elsewhere, purchase of books of reference and periodicals, furniture and equipment, stationery and supplies, typewriting, adding and computing machines, accessories and repairs, medical supplies and first-aid outfits, reports, documents, plans, specifications, manuscripts, maps, and all other publications, rent outside of the District of Columbia, traveling and subsistence expenses of officers and employees, and all other incidental expenses not included in the foregoing, to enable the Bureau of Foreign and Domestic Commerce to collect and compile information regarding the disposition and handling of raw materials and manufactures within the United States; and to investigate the conditions of production and marketing of foreign raw materials essential for American industries, <b>[\$165,000] \$189,160</b> , of which amount not to exceed <b>[\$111,480] \$116,480</b> may be expended for personal services in the District of Columbia ( <i>acts Mar. 4, 1923, vol. 42, p. 1536, sec. 1; Apr. 29, 1926, vol. 44, p. 352</i> )	<b>\$189, 160. 00</b>	<b>\$165, 000. 00</b>
		</

*Estimates of appropriations required for the service of the fiscal year ending June 30, 1928—Continued*

General object (title of appropriation), date of acts, references to Statutes at Large, or to Revised Statutes, and estimated amount required for each detailed object				Total amount to be appropriated under each head of appropriation	Amount appropriated for the fiscal year ending June 30, 1927
<b>Domestic Commerce, Department of Commerce—Continued.</b>					
	Estimated expenditures, 1928 appropriation	Estimated expenditures, 1927 appropriation	Expended and obligated, 1926		
<b>Communication service:</b>					
0501 To Washington.....	\$700.00	\$500.00	\$2.90		
0502 From Washington.....	700.00	500.00	59.59		
0504 Local telegrams.....	400.00	400.00	1.35		
0510 Telephone service.....	300.00	200.00	81.10		
0520 Postage.....			1.42		
05 Total communication service.....	2,100.00	1,600.00	146.36		
<b>Travel expenses:</b>					
0601 Transportation.....	8,330.00	8,000.00	5,411.15		
0630 Subsistence and other expenses.....	8,330.00	8,000.00	5,027.44		
06 Total travel expenses.....	16,660.00	16,000.00	10,438.59		
07 Freight, express, and drayage.....	100.00	100.00	5.75		
13 All other expenses.....	420.00	330.00	8.43		
30 Furniture, furnishings, and equipment.....	2,000.00	2,000.00	1,736.55		
Reserve.....		2,000.00			
Total.....	189,160.00	165,000.00	122,492.06		
<b>Compiling Foreign Trade Statistics, Department of Commerce—</b>					
Customs statistics: For all expenses necessary for the operation of the section of customs statistics, transferred to the Department of Commerce, from the Treasury Department by the act approved January 5, 1923, including personal services in the District of Columbia and elsewhere; rent of or purchase of tabulating, punching, sorting, and other mechanical labor-saving machinery or devices, including adding, typewriting, billing, computing, mimeographing, multigraphing, photostat, and other duplicating machines and devices, including their exchange and repair; telegraph and telephone service; subsistence and traveling expenses of officers and employees while traveling on official business; freight, express, drayage; tabulating cards, stationery, and miscellaneous office supplies; books of reference, and periodicals; furniture and equipment; ice, water, heat, light, and power; street-car fare; and all other necessary and incidental expenses not included in the foregoing, \$335,000, of which amount not to exceed \$30,000 may be expended for personal services in the District of Columbia (acts Jan. 5, 1923, vol. 42, p. 1109, sec. 1; Apr. 29, 1926, vol. 44, pp. 352-353).....				\$335,000.00	\$335,000.00
	Estimated expenditures, 1928 appropriation	Estimated expenditures, 1927 appropriation	Expended and obligated, 1926		
<b>Departmental service:</b>					
<b>Salaries</b>					
<b>Clerical, administrative, and fiscal service—</b>					
Grade 5, \$1,860 to \$2,400; average, \$2,100—	Average—	Average—	Average—		
Senior clerks.....	No. 2 Salary \$1,960	No. 2 Salary \$1,960	No. 2 Salary \$1,905		
Grade 4, \$1,860 to \$2,040; average, \$1,860—					
Clerk.....	1 2,040	1 2,040	1 2,040		
Grade 3, \$1,500 to \$1,860; average, \$1,680—					
Assistant clerks.....	7 1,630	7 1,630	6½ 1,630		
Grade 2, \$1,320 to \$1,680; average, \$1,500—					
Junior clerks.....	8 1,456	8 1,456	7½ 1,456		
Total number of employees.....	18	18	17		
Total salaries, departmental service.....	29,018.00	29,018.00	27,358.00		
<b>Field service:</b>					
<b>Salaries and wages—</b>					
Salary range, \$3,800 to \$5,000; average, \$4,400—					
Chief of division.....	1 4,200	1 4,200	1 3,992		
Salary range, \$3,000 to \$3,600; average, \$3,300—					
Assistant chief of division.....	1 3,400	1 3,400	1 3,292		
Salary range, \$2,100 to \$2,700; average, \$2,400—					
Clerk.....	9 2,240	9 2,240	8½ 2,240		
Salary range, \$1,860 to \$2,400; average, \$2,100—					
Clerks.....	15 2,000	15 2,000	15 2,000		
Salary range, \$1,500 to \$1,860; average, \$1,680—					
Clerks.....	45 1,662	45 1,662	45 1,662		
Salary range, \$1,320 to \$1,680; average, \$1,500—					
Clerks.....	65 1,500	65 1,500	65 1,500		
Salary range, \$1,140 to \$1,500; average, \$1,320—					
Clerks.....	17 1,320	17 1,320	16½ 1,320		
Salary range, \$1,020 to \$1,260; average, \$1,140—					
Messengers.....	12 1,070	12 1,070	11½ 1,070		
Total number of employees.....	165	165	163½		
Total salaries, field service.....	265,330.00	265,330.00	262,520.66		
01 Total personal services.....	294,348.00	294,348.00	289,878.66		

*Estimates of appropriations required for the service of the fiscal year ending June 30, 1928—Continued*

General object (title of appropriation), date of acts, references to Statutes at Large, or to Revised Statutes, and estimated amount required for each detailed object				Total amount to be appropriated under each head of appropriation	Amount appropriated for the fiscal year ending June 30, 1927
<i>Compiling Foreign Trade Statistics, Department of Commerce—Continued.</i>					
	Estimated expenditures, 1928 appropriation	Estimated expenditures, 1927 appropriation	Expended and obligated, 1926		
Supplies and materials:					
02011 Printed forms and letterheads (punch cards).....	\$15,000.00	\$15,000.00	\$16,258.27		
0202 Sundry office supplies.....	3,500.00	3,500.00	3,891.51		
02 Total supplies and materials.....	18,500.00	18,500.00	20,149.78		
Communication service:					
0501 To Washington.....	150.00	150.00	211.42		
0502 From Washington.....			45		
0504 Local telegrams.....	25.00	25.00	27.01		
0510 Telephone service.....	150.00	150.00	163.76		
0520 Postage.....			2.85		
05 Total communication service.....	325.00	325.00	405.49		
Travel expenses:					
0601 Transportation.....	300.00	300.00	371.80		
0630 Subsistence and other expenses.....	300.00	300.00	359.55		
06 Total travel expenses.....	600.00	600.00	731.35		
07 Freight, express, and drayage.....	150.00	150.00	145.84		
11 Rents.....	20,000.00	20,000.00	23,986.80		
12 Repairs and alterations.....			234.67		
30 Furniture, furnishings, and equipment.....	1,077.00	1,077.00	1,889.66		
Total.....	335,000.00	335,000.00	337,422.15		
<i>Lists of Foreign Buyers—</i>					
Lists of foreign buyers: For all necessary expenses, including personal services in the District of Columbia and elsewhere, purchase of furniture and equipment, stationery and supplies, typewriting, adding and computing machines, accessories and repairs, lists of foreign buyers, books and reference, periodicals, reports, documents, plans, specifications, rent outside of the District of Columbia, traveling and subsistence expenses of officers and employees, and all other incidental expenses not included in the foregoing, to enable the Bureau of Foreign and Domestic Commerce to collect and compile lists of foreign buyers, \$20,000, of which amount not to exceed \$19,520 may be expended for personal services in the District of Columbia: <i>Provided</i> , That the Secretary of Commerce may make such charges as he deems reasonable for lists of foreign buyers, special statistical services, special commodity news bulletins, and World Trade Directory Reports, and the amounts collected therefrom shall be deposited in the Treasury as "Miscellaneous receipts" ( <i>acts Jan. 5, 1923, vol. 42, pp. 11-14, sec. 1; Apr. 29, 1926, vol. 44, p. 353</i> ).....				\$20,000.00	\$20,000.00
	Estimated expenditures, 1928 appropriation	Estimated expenditures, 1927 appropriation	Expended and obligated, 1926		
Departmental service:					
Salaries—					
Clerical, administrative, and fiscal service—	<i>Average—</i>	<i>Average—</i>	<i>Average—</i>		
Grade 12, \$5,200 to \$6,000; average, \$5,600—	<i>No. Salary</i>	<i>No. Salary</i>	<i>No. Salary</i>		
Chief business specialist (chief of division).....	1 \$5,400	1 \$5,400	1 \$5,200		
Grade 3, \$1,500 to \$1,860; average, \$1,680—					
Assistant clerks.....	8 1,530	8 1,530	2½ 1,500		
Grade 2, \$1,320 to \$1,680; average, \$1,500—					
Junior clerk-stenographers.....	1½ 1,320	1½ 1,320	1½ 1,406		
Total number of employees.....	10½	10½	4½		
01 Total salaries, departmental service.....	19,520	19,520	10,973		
Travel expenses:					
0601 Transportation.....	400.00	200.00	360.89		
0630 Subsistence and other expenses.....	480.00	280.00	188.15		
06 Total travel expenses.....	880.00	480.00	549.04		
13 All other expenses.....			1.69		
Total.....	20,000.00	20,000.00	11,740.23		

## Estimates of appropriations required for the service of the fiscal year ending June 30, 1928—Continued

(General object (title of appropriation), date of acts, references to Statutes at Large, or to Revised Statutes, and estimated amount required for each detailed object)				Total amount to be appropriated under each head of appropriation	Amount appropriated for the fiscal year ending June 30, 1927
<b>Investigation of Foreign Trade Restrictions—</b>					
Investigation of foreign trade restrictions: For all necessary expenses, including personal services in the District of Columbia and elsewhere, purchase of furniture and equipment, stationery and supplies, type-writing, adding and computing machines, accessories and repairs, books of reference and periodicals, reports, documents, plans, specifications, manuscripts, and all other publications, rent outside of the District of Columbia, traveling and subsistence expenses of officers and employees, and all other incidental expenses not included in the foregoing, to enable the Bureau of Foreign and Domestic Commerce to collect and compile information regarding the restrictions and regulations of trade imposed by foreign countries, \$35,000, of which amount not to exceed \$34,000 may be expended for personal services in the District of Columbia ( <i>acts Jan. 5, 1923, vol. 42, pp. 11-14, sec. 1; Apr. 29, 1926, vol. 44, p. 353</i> )				\$35, 000. 00	\$35, 000. 00
	Estimated expenditures, 1928 appropriation	Estimated expenditures, 1927 appropriation	Expended and obligated, 1926		
<b>Departmental service:</b>					
<b>Salaries—</b>					
Professional and scientific service—					
Grade 5, \$5,200 to \$6,000; average, \$5,600—	Average—	Average—	Average—		
Senior economic analyst (chief of division)	No. 1 Salary \$5,400	No. 1 Salary \$5,300	No. 1 Salary \$5,200		
Grade 3, \$3,000 to \$3,600; average, \$3,300—					
Associate economic analyst	1 3,000	1 3,000			
Grade 2, \$2,400 to \$3,000; average, \$2,700—					
Assistant economic analysts	1 2,500	1 2,400	1½ 2,450		
Clerical, administrative, and fiscal service—					
Grade 9, \$3,000 to \$3,600; average, \$3,300—					
Senior administrative assistant	1 3,300	1 3,300	1 3,096		
Grade 7, \$2,400 to \$3,000; average, \$2,700—					
Assistant business specialists	2 2,600	2 2,600	1½ 2,524		
Grade 4, \$1,680 to \$2,040; average, \$1,860—					
Clerks	2 1,770	2 1,770	4 1,684		
Grade 5, \$1,860 to \$2,400; average, \$2,100—					
Senior clerks	2 2,000	2 2,000			
Grade 3, \$1,500 to \$1,860; average, \$1,680—					
Assistant clerk-stenographers	1 1,500	1 1,500	1½ 1,520		
Grade 2, \$1,320 to \$1,680; average, \$1,500—					
Junior clerk-stenographers	3 1,380	3 1,380	1½ 1,488		
Junior clerk-typist	1 1,380	1 1,380	½ 1,320		
Total number of employees	15	15	12½		
01 Total salaries, departmental service	34,000	33,790	27,039		
The difference between 1928 and 1927 is due to increase in salaries, \$210.					
Travel expenses:					
0601 Transportation	300.00	500.00	1,047.03		
0630 Subsistence and other expenses	700.00	716.00	564.21		
06 Total travel expenses	1,000.00	1,216.00	1,611.24		
13 All other expenses			62.28		
Total	35,000.00	35,000.00	28,693.86		
<b>Transportation and Interment of Remains of Officers and Employees, Bureau of Foreign and Domestic Commerce—</b>					
Transportation and interment of remains of officers and employees: For defraying the expenses of transporting the remains of officers and employees of the Bureau of Foreign and Domestic Commerce who may die abroad or in transit, while in the discharge of their official duties, to their former homes in this country for interment, and for the ordinary expenses of such interment at their post or at home ( <i>acts Jan. 5, 1923, vol. 42, pp. 11-13, sec. 1; Apr. 29, 1926, vol. 44, p. 353</i> )				1, 500. 00	1, 500. 00
	Estimated expenditures, 1928 appropriation	Estimated expenditures, 1927 appropriation	Expended and obligated, 1926		
0770 Transportation of corpses	\$1,000	\$1,000			
2250 Burial expenses	500	500			
Total	1,500	1,500			



*Estimates of appropriations required for the service of the fiscal year ending June 30, 1928—Continued*

General object (title of appropriation), date of acts, references to Statutes at Large, or to Revised Statutes, and estimated amount required for each detailed object				Total amount to be appropriated under each head of appropriation	Amount appropriated for the fiscal year ending June 30, 1927
Transportation of Families and Effects of Officers and Employees, Bureau of Foreign and Domestic Commerce— Transportation of families and effects of officers and employees: To pay the itemized and verified statements of the actual and necessary expenses of transportation and subsistence, under such regulations as the Secretary of Commerce may prescribe, of families and effects of officers and employees of the Bureau of Foreign and Domestic Commerce in going to and returning from their posts, or when traveling under the order of the Secretary of Commerce, but not including any expenses incurred in connection with leave of absence of the officers and employees of the Bureau of Foreign and Domestic Commerce, \$35,000: <i>Provided</i> , That no part of said sum shall be paid for transportation on foreign vessels without a certificate from the Secretary of Commerce that there are no American vessels on which such officers and clerks may be transported at rates not in excess of those charged by foreign vessels ( <i>acts Jan. 5, 1923, vol. 42, pp. 11-13, sec. 1; Apr. 29, 1926, vol. 44, p. 353</i> )				\$35, 000. 00	\$35, 000. 00
	Estimated expenditures, 1928 appropriation	Estimated expenditures, 1927 appropriation	Expended and obligated, 1926		
Travel expenses:					
0601 Transportation.....	\$22, 000. 00	\$22, 000. 00	\$16, 169. 85		
0630 Subsistence and other expenses.....	3, 000. 00	3, 000. 00	4, 111. 01		
06 Total travel expenses.....	25, 000. 00	25, 000. 00	20, 280. 86		
07 Freight, express, and drayage.....	10, 000. 00	10, 000. 00	1, 169. 67		
Total.....	35, 000. 00	35, 000. 00	21, 450. 53		
Appropriations herein made for the Bureau of Foreign and Domestic Commerce shall be available for expenses of attendance at meetings concerned with the promotion of foreign and domestic commerce, or either, when incurred on the written authority of the Secretary of Commerce ( <i>act Apr. 29, 1926, vol. 44, p. 353</i> ).					
Total, Bureau of Foreign and Domestic Commerce.....				3, 442, 297. 00	3, 263, 357. 00
BUREAU OF THE CENSUS					
Salaries, Bureau of Census— Salaries: For the director and other personal services in the District of Columbia in accordance with the classification act of 1923 ( <i>act Apr. 29, 1926, vol. 44, p. 354</i> )				1, 000, 000. 00	993, 000. 00
	Estimated expenditures, 1928 appropriation	Estimated expenditures, 1927 appropriation	Expended and obligated, 1926		
Departmental service:					
Salaries—					
Clerical, administrative, and fiscal service—					
Grade 13, \$6,000 to \$7,500; average, \$6,750—					
Executive officer (director).....	No. 1 Salary \$7,000	No. 1 Salary \$7,000	No. 1 Salary \$6,500		
Grade 11, \$3,800 to \$5,000; average, \$4,400—					
Administrative officers (chief clerk, chief statistician, geographer).....	6 4,300	6 4,233	6 4,216		
Grade 7, \$2,400 to \$3,000; average, \$2,700—					
Junior administrative assistants (chief of division).....	8 2,625	8 2,600	7½ 2,517		
Assistant editor.....	1 2,300	1 2,300	1 2,700		
Grade 6, \$2,100 to \$2,700; average, \$2,400—					
Principal clerks.....	21 2,342	21 2,338	13½ 2,339		
Grade 5, \$1,800 to \$2,400; average, \$2,111.42—					
Senior clerks.....	60 2,073	60 2,055	59½ 2,011		
Senior clerk-stenographers.....	4 2,225	4 2,225	4 2,130		
Grade 4, \$1,680 to \$2,040; average, \$1,860—					
Clerks.....	97 1,834	97 1,819	95½ 1,788		
Clerk-stenographers.....	5 1,796	5 1,788	1½ 1,866		
Head operator, office devices.....	1 1,740	1 1,740	1 1,680		
Office draftsmen.....	5 1,776	5 1,752	4½ 1,731		
Grade 3, \$1,500 to \$1,860; average, \$1,680—					
Assistant clerks.....	141 1,632	141 1,618	139 1,581		
Assistant clerk-stenographers.....	6 1,643	6 1,630	8½ 1,577		
Senior operators, office devices.....	3 1,573	3 1,580	2 1,500		
Grade 2, \$1,320 to \$1,680; average, \$1,500—					
Junior clerks.....	95 1,459	95 1,450	97½ 1,427		
Senior typists.....	2 1,410	2 1,410	2 1,380		
Junior stenographers.....	14 1,427	14 1,427	14 1,415		
Junior clerk typists.....	11 1,412	11 1,412	10½ 1,405		
Junior clerk stenographers.....	13 1,465	13 1,454	14 1,414		
Junior operators, office devices.....	17 1,473	17 1,465	17½ 1,425		
Junior office draftsman.....			½ 1,320		
Grade 1, \$1,140 to \$1,500; average, \$1,320—					
Underclerks.....	23 1,288	23 1,273	26½ 1,273		
Junior typists.....			1½ 1,157		
Underclerk-typist.....	8 1,297	8 1,290	23½ 1,183		
Underoperators, office devices.....	18 1,266	18 1,247	17½ 1,222		

## Estimates of appropriations required for the service of the fiscal year ending June 30, 1928—Continued

General object (title of appropriation), date of acts, references to Statutes at Large, or to Revised Statutes, and estimated amount required for each detailed object				Total amount to be appropriated under each head of appropriation		Amount appropriated for the fiscal year ending June 30, 1927	
<i>Salaries, Bureau of Census—Continued.</i>							
				Estimated expenditures, 1928 appropriation	Estimated expenditures, 1927 appropriation	Expended and obligated, 1928	
Departmental service—Continued.							
Salaries—Continued.							
Professional service—							
Grade 4, \$3,800 to \$5,000; average, \$4,400—				Average—		Average—	
Economic analyst (chief statistician).....				No. 1	Salary \$4,400	No. 1	Salary \$4,400
Grade 2, \$2,400 to \$3,000; average, \$2,700—				Average—		Average—	
Assistant economic analyst.....				1	2,800	1	2,700
Subprofessional service—							
Grade 4, \$1,500 to \$1,860; average, \$1,680—				Average—		Average—	
Nurse.....				1	1,680	1	1,560
Grade 3, \$1,320 to \$1,690; average, \$1,500—				Average—		Average—	
Under library assistant.....				1	1,320	1	1,500
Custodial service—							
Grade 5, \$1,500 to \$1,860; average, \$1,680—				Average—		Average—	
Mechanic.....				1	1,680	1	1,560
Grade 3, \$1,020 to \$1,260; average, \$1,140—				Average—		Average—	
Messengers.....				12	1,115	11 $\frac{1}{2}$	1,130
Senior laborer.....				1	1,080	1	1,080
Minor mechanics.....				2	1,260	2 $\frac{1}{2}$	1,243
Grade 2, \$900 to \$1,140; average, \$1,020—				Average—		Average—	
Assistant messenger.....				1	900	$\frac{1}{2}$	900
Junior laborers.....				3	960	2 $\frac{1}{2}$	960
Grade 1, \$600 to \$780; average, \$660—				Average—		Average—	
Junior messengers.....				3	600	3 $\frac{1}{2}$	644
Total number of employees.....				587		595	
Total salaries, departmental service.....				1,000,000		970,483	
The difference between 1927 and 1928 is due to increase in salaries, \$7,000.							

## Collecting Statistics, Bureau of Census—

Collecting statistics: For securing information for census reports, provided for by law, semimonthly reports of cotton production, periodical reports of stocks of baled cotton in the United States and of the domestic and foreign consumption of cotton; quarterly reports of tobacco; per diem compensation of special agents and expenses of same and of detailed employees, whether employed in Washington, District of Columbia, or elsewhere; the cost of transcribing State, municipal, and other records; temporary rental of quarters outside of the District of Columbia; for supervising special agents, and employment by them of such temporary service as may be necessary in collecting the statistics required by law, including \$15,000 for collecting tobacco statistics authorized by law in addition to any other fund available therefor, and including not to exceed \$5,000 for the employment by contract of personal services for the preparation of monographs on census subjects: *Provided*, That the compensation of not to exceed ten special agents provided for in this paragraph may be fixed at a rate not to exceed \$8 per day, **[\$931,000]** \$1,058,000, of which amount not to exceed \$350,000 may be expended for personal service in the District of Columbia, including temporary personnel (acts, Mar. 6, 1902, vol. 32, p. 5, secs. 1-12; Feb. 14, 1903, vol. 32, p. 826, sec. 4; Mar. 3, 1919, vol. 40, p. 1291, sec. 1; Apr. 29, 1926, vol. 44, p. 354).....

Appropriations herein made for the Bureau of the Census shall be available in an amount not to exceed \$1,000 for expenses of attendance at meetings concerned with the collection of statistics, when incurred on the written authority of the Secretary of Commerce.

\$1,058,000.00

\$931,000.00

				Estimated expenditures, 1928 appropriation	Estimated expenditures, 1927 appropriation	Expended and obligated, 1926
Departmental service:						
Salaries—						
Professional service—						
Grade 5, \$5,200 to \$6,000; average, \$5,600—						
Senior economic analysts.....	No. 2	Average—Salary \$5,600	No. 2	Average—Salary \$5,600	No. 1	Average—Salary \$5,600
Grade 4, \$3,800 to \$5,000; average, \$4,400—						
Economic analyst.....	1	3,800	1	3,800	1	3,800
Grade 3, \$3,000 to \$3,600; average, \$3,300—						
Associate economic analyst.....	1	3,300	1	3,300	1	3,300
Grade 2, \$2,400 to \$3,000; average, \$2,700—						
Assistant economic analysts.....	3	2,400	3	2,400	$\frac{1}{2}$	2,400

*Estimates of appropriations required for the service of the fiscal year ending June 30, 1928—Continued*

General object (title of appropriation), date of acts, references to Statutes at Large, or to Revised Statutes, and estimated amount required for each detailed object					Total amount to be appropriated under each head of appropriation		Amount appropriated for the fiscal year ending June 30, 1927	
Collecting Statistics, Bureau of Census—Continued.								
		Estimated expenditures, 1928 appropriation		Estimated expenditures, 1927 appropriation		Expended and obligated, 1926		
Departmental service—Continued.								
Salaries—Continued.								
Clerical, administrative and fiscal service—								
Grade 11, \$3,800 to \$5,000; average, \$4,400—		Average—		Average—		Average—		
Administrative officer		No.	Salary	No.	Salary	No.	Salary	
Grade 10, \$3,300 to \$3,900; average, \$3,600—		1	\$4,000	1	\$4,000	1½	\$3,800	
Junior administrative officer						2	3,600	
Grade 9, \$3,000 to \$3,600; average, \$3,300—								
Senior administrative assistants		20	3,205	20	3,205	19½	3,158	
Grade 8, \$2,700 to \$3,300; average, \$3,000—								
Administrative assistants		3	3,000	3	3,000	3½	3,000	
Associate editor		1	3,000	1	3,000	1	3,000	
Grade 7, \$2,400 to \$3,000; average, \$2,700—								
Junior administrative assistant						1	3,000	
Grade 6, \$2,100 to \$2,700; average, \$2,400—								
Principal clerks		18	2,189	18	2,189	17½	2,169	
Grade 5, \$1,860 to \$2,400; average, \$2,111.42—								
Senior clerk-stenographer						7½	2,100	
Grade 4, \$1,680 to \$2,040; average, \$1,860—								
Clerks		4	1,710	4	1,710	2½	1,687	
Clerk-stenographer		1	1,740	1	1,740	1½	1,680	
Office draftsman		1	1,740	1	1,740	1	1,680	
Grade 3, \$1,500 to \$1,860; average, \$1,680—								
Assistant clerks		16	1,560	16	1,560	15½	1,512	
Assistant clerk-stenographer						1½	1,500	
Senior operator, office devices		1	1,560	1	1,560	1	1,500	
Grade 2, \$1,320 to \$1,680; average, \$1,500—								
Junior clerks		36	1,365	36	1,365	20½	1,393	
Junior stenographers		2	1,530	2	1,530	2	1,470	
Junior clerk-typists		3	1,380	3	1,380	2½	1,384	
Junior clerk-stenographers		12	1,330	12	1,330	4½	1,342	
Junior operators, office devices		4	1,425	4	1,425	3½	1,412	
Junior office draftsman		1	1,320	1	1,320	7½	1,320	
Grade 1, \$1,140 to \$1,500; average, \$1,320—								
Underclerks		12	1,340	12	1,340	11½	1,328	
Underclerk-typists		48	1,141	48	1,141	13½	1,142	
Underoperators, office devices		5	1,200	5	1,200	6½	1,205	
Custodial service—								
Grade 3, \$1,020 to \$1,260; average, \$1,140—								
Minor mechanic						½	1,020	
Grade 2, \$900 to \$1,140; average, \$1,020—								
Assistant messenger		1	900	1	900	1½	900	
Junior laborers		3	960	3	960	3	920	
Special agents—								
Experts		4	(1)	4	(1)	4½	(1)	
Temporary		10	(2)	10	(2)	11½	(2)	
Total number of employees		214		214		151		
Total salaries, departmental service			350,000		350,000		278,583	
Special agents, field		375	(3)	75	(3)	320	(3)	
Transcripts of birth and death records, piece-price payments			110,000		110,000		99,028	
Transcripts of marriage and divorce records, piece-price payments			17,000		17,000		17,232	
Periodical reports of cotton, piece-price payments			265,000		260,000		264,984	
Total personal services, field			510,000		403,840		491,130	
01 Total personal services			881,978		753,840		769,713	
Communication service:								
0500 Telegraph service			10,000		10,000		11,052	
0510 Telephone service			2,000		2,000		2,863	
05 Total communication service			12,000		12,000		13,915	
Travel expenses:								
0630 Per diem in lieu of subsistence			129,000		121,000		66,062	
Other traveling expenses			53,000		40,160		22,982	
06 Total travel expenses			182,000		161,160		89,064	
07 Transportation of things (service): Freight and drayage							34	
10 Electricity							41	
11 Rent of buildings			4,000		4,000		1,264	
13 Special and miscellaneous expenses							12	
Total			1,058,000		931,000		874,043	

<sup>1</sup> \$6 to \$8 per day.<sup>2</sup> \$3.62 to \$5 per day (1 to 6 months).<sup>3</sup> \$4 to \$6 per day (1 to 6 months).<sup>4</sup> \$4 to \$5 per day (1 to 6 months).<sup>5</sup> \$4 to \$6 per day (1 week to 6 months).

## Estimates of appropriations required for the service of the fiscal year ending June 30, 1928—Continued

General object (title of appropriation), date of acts, references to Statutes at Large, or to Revised Statutes, and estimated amount required for each detailed object				Total amount to be appropriated under each head of appropriation	Amount appropriated to the fiscal year ending June 30, 1927
Tabulating Machines, Bureau of Census— Tabulating machines: For constructing tabulating machines, and repairs to such machinery and other mechanical appliances, including technical and mechanical service in connection therewith, whether in the District of Columbia or elsewhere, and purchase of necessary machinery and supplies, including complete card punch machines <b>[\$50,000]</b> \$60,200, of which not to exceed <b>[\$44,000]</b> \$51,200 may be expended for personal services in the District of Columbia (acts Mar. 6, 1902, vol. 32, p. 5, secs. 1-12; Feb. 14, 1903, vol. 32, p. 826, sec. 4; Mar. 3, 1919, vol. 40, p. 1291, sec. 1; Apr. 29, 1926, vol. 44, p. 354)-----				\$60,200.00	\$50,000.00
	Estimated expenditures, 1928 appropriation	Estimated expenditures, 1927 appropriation	Expended and obligated, 1926		
Departmental service:					
Salaries—					
Professional service—	Average—	Average—	Average—		
Grade 4, \$3,800 to \$5,000; average, \$4,400—	No. Salary	No. Salary	No. Salary		
Economic analyst (expert in charge)-----	1 \$4,200	1 \$4,000	1 \$3,800		
Subprofessional service—					
Grade 7, \$2,100 to \$2,700; average, \$2,400—					
Principal laboratory mechanics-----	2 2,350	2 2,350	2 2,500		
Grade 6, \$1,860 to \$2,400; average, \$2,111.42—					
Senior laboratory mechanics-----	5 2,232	4 2,325	4 2,190		
Grade 5, \$1,680 to \$2,040; average, \$1,860—					
Laboratory mechanics-----	5 1,920	4 1,935	3 2,020		
Grade 4, \$1,500 to \$1,800; average, \$1,680—					
Assistant laboratory mechanics-----	11 1,658	9 1,667	7 1,714		
Grade 3, \$1,320 to \$1,680; average, \$1,500—					
Junior laboratory mechanics-----	2 1,380	2 1,380	1 1,380		
Total number of employees-----	26	22	18		
Total salaries, departmental service-----	51,200	44,000	36,577		
The difference between 1927 and 1928 is due to increase in force, \$7,200.					
Supplies and materials-----	9,000	6,000	1,783		
Total-----	60,200	50,000	38,360		
Total, Bureau of the Census-----				2,118,200.00	1,974,000.00
STEAMBOAT INSPECTION SERVICE					
Salaries, Office of the Supervising Inspector General, Steamboat Inspection Service— Salaries: For the Supervising Inspector General and other personal services in the District of Columbia in accordance with the classification act of 1923 (act Apr. 29, 1926, vol. 44, p. 354)-----				31,060.00	31,060.00
	Estimated expenditures, 1928 appropriation	Estimated expenditures, 1927 appropriation	Expended and obligated, 1926		
Departmental service:					
Salaries—					
Clerical, administrative, and fiscal service—	Average—	Average—	Average—		
Grade 13, \$6,000 to \$7,500; average, \$6,500—	No. Salary	No. Salary	No. Salary		
Chief administrative officer-----	1 \$6,500	1 \$6,500	1 \$6,340		
Grade 12, \$5,200 to \$6,000; average, \$5,600—					
Assistant administrative officer-----	1 5,600	1 5,600	1 2,780		
Grade 7, \$2,400 to \$3,000; average, \$2,700—					
Principal clerk-----	1 2,700	1 2,700	1 2,528		
Grade 5, \$1,860 to \$2,400; average, \$2,100—					
Senior clerk-----	1 2,100	1 2,100	1 2,100		
Grade 3, \$1,500 to \$1,860; average, \$1,680—					
Assistant clerks-----	6 1,680	6 1,670	6 1,662		
Grade 2, \$1,320 to \$1,680; average, \$1,500—					
Junior clerks-----	2 1,470	2 1,500	2 925		
Custodial service—					
Grade 3, \$1,020 to \$1,260; average, \$1,140-----	1 1,140	1 1,140	1 1,081		
Total number of employees-----	13	13	13		
Total salaries, departmental service-----	31,060.00	31,060.00	26,673.94		

*Estimates of appropriations required for the service of the fiscal year ending June 30, 1928—Continued*

General object (title of appropriation), data, facts, references to Statutes at Large, or to Revised Statutes, and estimated amount required for each detailed object				Total amount to be appropriated under each head of appropriation		Amount appropriated for the fiscal year ending June 30, 1927			
Salaries, Steamboat Inspection Service— Steamboat inspectors: For <del>ten</del> eleven supervising inspectors; inspectors of hulls and inspectors of boilers; assistant inspectors, as authorized by law, for the following ports: New York, thirty-four; New Orleans, six; Baltimore, eight; Providence, four; Boston, six; Philadelphia, fourteen; San Francisco, twelve; Buffalo, six; Cleveland, six; Milwaukee, four; Chicago, four; Grand Haven, two; Detroit, four; Norfolk, eight; Seattle, twelve; Portland (Oregon), four; Albany, two; Portland (Maine), two; Los Angeles, four; Galveston, two; Mobile, two; Savannah, two; Toledo, two; and three traveling inspectors; in all, for inspectors, Steamboat Inspection Service (act Apr. 29, 1926, vol. 44, p. 354)				\$758, 800. 00		\$755, 000. 00			
				Estimated expenditures, 1928 appropriation		Estimated expenditures, 1927 appropriation		Expended and obligated, 1926	
Field service:				Average—		Average—		Average—	
Salaries and wages—				No. Salary		No. Salary		No. Salary	
Salary range, \$3,900 to \$4,200; average, \$4,000—				11 \$3, 800		10 \$3, 800		10 \$3, 800	
Supervising inspectors.....				3 3, 600		3 3, 600		3 3, 600	
Salary range, \$3,600 to \$3,800; average, \$3,700—				1 3, 700		1 3, 600		1 3, 600	
Traveling inspectors.....				1 3, 700		1 3, 600		1 3, 600	
Local inspector of hulls.....				22 3, 200		22 3, 200		22 3, 156	
Local inspectors of hulls.....				22 3, 200		22 3, 200		22 3, 156	
Salary range, \$3,000 to \$3,200; average, \$3,100—				23 3, 000		23 3, 000		23 2, 956	
Local inspectors of hulls.....				23 3, 000		23 3, 000		23 2, 956	
Local inspectors of boilers.....				75 2, 800		75 2, 800		75 2, 656	
Salary range, \$2,800 to \$3,000; average, \$2,900—				75 2, 800		75 2, 800		75 2, 656	
Assistant inspectors of hulls.....				256		255		255	
Assistant inspectors of boilers.....				758, 800. 00		755, 000. 00		729, 180. 04	
Total average number of employees.....									
Total salaries, field service.....									
The difference between 1928 and 1927 is due to increase in force, \$3,800.									
Clerk Hire, Steamboat Inspection Service— Clerk hire, Steamboat Inspection Service: For compensation of clerks to boards of steamboat inspectors, to be appointed by the Secretary of Commerce in accordance with the provisions of law (act Apr. 29, 1926, vol. 44, p. 354)				142, 200. 00		143, 160. 00			
				Estimated expenditures, 1928 appropriation		Estimated expenditures, 1927 appropriation		Expended and obligated, 1926	
Field service:				Average—		Average—		Average—	
Salaries and wages—				No. Salary		No. Salary		No. Salary	
Salary range, \$2,100 to \$2,700; average, \$2,400—				1 \$2, 400		1 \$2, 100		1 \$2, 100	
Clerk.....				24 1, 860		24 1, 860		24 1, 714	
Salary range, \$1,680 to \$2,040; average, \$1,860—				28 1, 680		28 1, 680		28 1, 539	
Clerks.....				23 1, 500		23 1, 500		23 1, 352	
Salary range, \$1,500 to \$1,860; average, \$1,680—				17 1, 320		19 1, 320		19 1, 165	
Clerks.....				93		95		95	
Salary range, \$1,320 to \$1,680; average, \$1,500—				142, 200. 00		143, 160. 00		139, 552. 16	
Clerks.....									
Salary range, \$1,140 to \$1,500; average, \$1,320—									
Clerks.....									
Total average number of employees.....									
Total salaries, field service.....									
The difference between 1928 and 1927 is due to—									
Decrease in force.....				\$1, 260					
Increase in salary.....				300					
Net decrease.....				960					

## Estimates of appropriations required for the service of the fiscal year ending June 30, 1928—Continued

General object (title of appropriation), date of acts, references to Statutes at Large, or to Revised Statutes, and estimated amount required for each detailed object				Total amount to be appropriated under each head of appropriation	Amount appropriated for the fiscal year ending June 30, 1927
<b>Contingent Expenses, Steamboat Inspection Service—</b>					
Contingent expenses: For the payment of fees to witnesses; for traveling and other expenses when on official business of the Supervising Inspector General, Deputy Supervising Inspector General, supervising inspectors, traveling inspectors, local and assistant inspectors, and clerks; for instruments, furniture, stationery, <i>street-car fares not to exceed \$25</i> , janitor service, and every other thing necessary to carry into effect the provisions of title 52, Revised Statutes ( <i>act Apr. 29, 1926, vol. 44, p. 354</i> )				\$148, 000. 00	\$133, 450. 00
	Estimated expenditures, 1928 appropriation	Estimated expenditures, 1927 appropriation	Expended and obligated, 1926		
Supplies and materials:					
0200 Stationery and office supplies.....	\$1, 075. 00	\$1, 075. 00	\$3, 990. 28		
0230 Fuel.....	165. 00	165. 00	168. 23		
0280 Sundry supplies, including street-car tokens.....	270. 00	270. 00	390. 38		
02 Total supplies and materials.....	1, 510. 00	1, 510. 00	4, 548. 89		
Communication service:					
0500 Telegraph service.....	350. 00	350. 00	365. 49		
0510 Telephone service.....	6, 000. 00	6, 000. 00	6, 162. 97		
05 Total communication service.....	6, 350. 00	6, 350. 00	6, 528. 46		
Travel expenses:					
0615 Transportation.....	49, 000. 00	49, 000. 00	50, 705. 44		
0616 Subsistence.....	45, 550. 00	31, 000. 00	28, 006. 96		
06 Total travel expenses.....	94, 550. 00	80, 000. 00	78, 712. 40		
07 Transportation of things.....	600. 00	600. 00	289. 75		
10 Furnishing of heat, light, power, water, and electricity.....	350. 00	350. 00	215. 77		
11 Rent of buildings and structures.....	37, 000. 00	37, 000. 00	36, 610. 23		
12 Repairs and alterations.....	260. 00	260. 00	205. 25		
Special and miscellaneous current expenses:					
1373 Laundry and towel service.....	400. 00	400. 00	308. 73		
1380 Special and miscellaneous expenses, not elsewhere classified.....	1, 450. 00	1, 450. 00	790. 50		
13 Total special and miscellaneous expenses.....	1, 850. 00	1, 850. 00	1, 099. 23		
30 Furniture, furnishings, and fixtures.....	5, 530. 00	5, 530. 00	4, 618. 89		
Total.....	148, 000. 00	133, 450. 00	132, 828. 87		
Total, Steamboat Inspection Service.....				1, 080, 060. 00	1, 062, 670. 00
<b>BUREAU OF NAVIGATION</b>					
<b>Salaries, Bureau of Navigation—</b>					
Salaries: For the commissioner and other personal services in the District of Columbia in accordance with the classification act of 1923 ( <i>acts July 5, 1885, vol. 23, p. 118, secs. 1-7; Feb. 14, 1903, vol. 32, p. 826, sec. 4; July 16, 1916, vol. 38, p. 501, sec. 1; Apr. 29, 1926, vol. 44, p. 355</i> )				63, 960. 00	63, 960. 00
	Estimated expenditures, 1928 appropriation	Estimated expenditures, 1927 appropriation	Expended and obligated, 1926		
Departmental service:					
Salaries—					
Clerical, administrative, and fiscal service—	<i>Average—</i>	<i>Average—</i>	<i>Average—</i>		
Grade 13, \$6,000 to \$7,500; average, \$6,750—	<i>No. Salary</i>	<i>No. Salary</i>	<i>No. Salary</i>		
Executive officer.....	1 \$7, 000	1 \$7, 000	1 \$6, 500		
Grade 12, \$5,200 to \$6,000; average, \$5,600—					
Chief administrative officer.....	1 5, 800	1 5, 800	1 5, 600		
Grade 10, \$3,300 to \$3,900; average, \$3,600—					
Senior administrative officer.....	1 3, 600	1 3, 600	1 3, 600		
Grade 7, \$2,400 to \$3,000; average, \$2,700—					
Principal clerk.....	1 2, 400	1 2, 400	1 2, 400		
Grade 6, \$2,100 to \$2,700; average, \$2,400—					
Principal clerk.....	1 2, 400	1 2, 400	1 2, 400		
Principal clerk.....	1 2, 100	1 2, 100	1 2, 100		
Grade 5, \$1,860 to \$2,400; average, \$2,100—					
Senior clerk-stenographer.....	1 2, 000	1 2, 000	1 2, 000		
Senior accounting assistant.....	1 2, 100	1 2, 100	1 2, 100		
Senior clerk-stenographer.....	1 1, 920	1 1, 920	1 1, 920		
Senior clerk.....	1 2, 100	1 2, 100	1 2, 100		

## Estimates of appropriations required for the service of the fiscal year ending June 30, 1928—Continued

General object (title of appropriation), date of acts, references to Statutes at Large, or to Revised Statutes, and estimated amount required for each detailed object

Total amount to be appropriated under each head of appropriation

Amount appropriated for the fiscal year ending June 30, 1927

## Salaries, Bureau of Navigation—Continued.

	Estimated expenditures, 1928 appropriation	Estimated expenditures, 1927 appropriation	Expended and obligated, 1926
Departmental service—Continued.			
Salaries—Continued.			
Clerical, administrative, and fiscal service—Con.			
Grade 4, \$1,680 to \$2,040; average, \$1,860—			
Clerk	No. 1 Salary \$1,920	No. 1 Salary \$1,920	No. 1 Salary \$1,800
Mail clerk	1 2,040	1 2,040	1 2,040
Clerk	1 1,680	1 1,680	1 1,740
Principal stenographer	1 1,860	1 1,860	1 1,860
Principal stenographer	1 1,800	1 1,800	1 1,800
Grade 3, \$1,500 to \$1,860; average, \$1,680—			
Senior stenographer	2 1,560	2 1,560	1 1,800
Senior stenographers	2 1,620	2 1,620	1 1,560
Assistant clerks	1 1,500	1 1,500	1 1,620
Assistant clerk	1 1,560	1 1,560	1 1,500
Grade 2, \$1,320 to \$1,680; average, \$1,500—			
Junior mail clerk	1 1,560	1 1,560	1 1,560
Junior mail clerk	1 1,560	1 1,560	1 1,560
Junior clerk	1 1,440	1 1,440	1 1,500
Junior clerk	1 1,440	1 1,440	1 1,440
Junior clerk	1 1,560	1 1,560	1 1,380
Junior stenographer	1 1,500	1 1,500	1 1,560
Junior stenographer	1 1,500	1 1,500	1 1,500
Junior stenographer	1 1,500	1 1,500	1 1,440
Junior stenographer	1 1,500	1 1,500	1 1,500
Junior stenographer	1 1,440	1 1,440	1 1,500
Junior clerk-stenographer	1 1,320	1 1,320	1 1,380
Junior clerk-stenographer	1 1,320	1 1,320	1 1,320
Junior clerk-typist	1 1,200	1 1,200	1 1,320
Junior clerk-typist	1 1,200	1 1,200	1 1,200
Grade 1, \$1,140 to \$1,500; average, \$1,320—			
Clerk	1 1,260	1 1,260	1 1,200
Clerk	1 1,200	1 1,200	1 1,140
Custodial service—			
Grade 3, \$900 to \$1,260; average, \$1,140—			
Messengers	2 1,140	2 1,140	2 1,140
Total number of employees	31	31	31 1/2
Total salaries, departmental service	63,960	63,640	63,470
Reserve		320	
Total	63,960	63,960	63,470

## Admeasurement of Vessels—

Admeasurement of vessels: To enable the Commissioner of Navigation to secure uniformity in the admeasurement of vessels, including the employment of an adjuster of admeasurements, purchase and exchange of admeasuring instruments, traveling and incidental expenses (*R. S.*, pp. 798–801, secs. 4148–4154; acts July 5, 1884, vol. 23, p. 118, sec. 3; Feb. 14, 1903, vol. 32, p. 826, sec. 4; July 16, 1914, vol. 38, p. 501, sec. 1; Apr. 29, 1926, vol. 44, p. 355)

\$5,500.00

\$4,500.00

	Estimated expenditures, 1928 appropriation	Estimated expenditures, 1927 appropriation	Expended and obligated, 1926
Field service:			
Total average number of employees	No. 1	No. 1	No. 1
Total salaries and wages, field service	\$3,600	\$3,600	\$3,450
Travel expenses:			
0615 Transportation	952.00	452.00	521.40
0616 Subsistence	948.00	448.00	528.14
06 Total travel expenses	1,900.00	900.00	1,049.54
Total	5,500.00	4,500.00	4,499.54

## Estimates of appropriations required for the service of the fiscal year ending June 30, 1928—Continued

General object (title of appropriation), date of acts, references to Statutes at Large, or to Revised Statutes, and estimated amount required for each detailed object	Total amount to be appropriated under each head of appropriation	Amount appropriated for the fiscal year ending June 30, 1927
<b>Enforcement of Navigation Laws—</b>		
Enforcement of navigation laws: To enable the Secretary of Commerce to provide and operate such motor boats and employ thereon such persons as may be necessary for the enforcement, under his direction, [by customs officers] of laws relating to navigation and inspection of vessels, boarding of vessels, and counting of passengers on excursion boats, including insignia, braid and chin straps, and coats, caps, and aprons for stewards' departments on vessels ( <i>R. S.</i> , p. 854, secs. 4465-4466; <i>acts June 9, 1910, vol. 36, p. 482, secs. 1-10; July 3, 1918, vol. 40, p. 806, sec. 1; Apr. 29, 1926, vol. 44, p. 355</i> )	\$89,000.00	\$89,000.00

**Preventing Overcrowding of Passenger Vessels—**

Preventing overcrowding of passenger vessels: To enable the Secretary of Commerce to employ, temporarily, such persons as may be necessary, of whom not more than two at any one time may be employed in the District of Columbia, to enforce the laws to prevent overcrowding of passenger and excursion vessels and all expenses in connection therewith (*R. S.*, p. 864, secs. 4465-4466; *act Apr. 29, 1926, vol. 44, p. 355*)

18,840.00

17,920.00



*Estimates of appropriations required for the service of the fiscal year ending June 30, 1928—Continued*

General object (title of appropriation), date of acts, references to Statutes at Large, or to Revised Statutes, and estimated amount required for each detailed object				Total amount to be appropriated under each head of appropriation	Amount appropriated for the fiscal year ending June 30, 1927
<i>Preventing Overcrowding of Passenger Vessels—Continued.</i>					
	Estimated expenditures, 1928 appropriation	Estimated expenditures, 1927 appropriation	Expended and obligated, 1926		
Field service:	<i>Average—</i>	<i>Average—</i>	<i>Average—</i>		
Salary range, \$4.67 to \$5.50 per diem—	<i>No. Salary</i>	<i>No. Salary</i>	<i>No. Salary</i>		
Total average number of employees.....	49	49	45		
01 Total salaries and wages, field service.....	\$13,300	\$13,300	\$13,242		
02 Supplies and materials.....	20.00	20.00	18.74		
Communication service:					
0500 Telegraph service.....	25.00	25.00	22.12		
0510 Telephone service.....	35.00	35.00	34.33		
05 Total communication service.....	60.00	60.00	56.45		
Travel expenses:					
0610 Local transportation (street car, taxi, hack, etc.).....	115.00	115.00	115.62		
0615 Transportation.....	2,200.00	2,000.00	2,060.02		
0616 Subsistence.....	3,000.00	2,280.00	2,180.64		
06 Total travel expenses.....	5,315.00	4,395.00	4,356.28		
12 Repairs and alterations.....	130.00	130.00	130.25		
13 Special and miscellaneous current expenses.....	15.00	15.00	13.14		
Total.....	18,840.00	17,920.00	17,817.31		
<i>Enforcement of Wireless Communication Laws—</i>					
Wireless communication laws: To enable the Secretary of Commerce to enforce the acts of Congress "to require apparatus and operators for radio communication on certain ocean steamers" and "to regulate radio communication" and carry out the international radio telegraphic convention, examine and settle international radio accounts, including personal services in the District of Columbia, and to employ such persons and means as may be necessary, traveling and subsistence expenses, purchase and exchange of instruments, technical books, tabulating, duplicating, and other office machinery and devices, rent and all other miscellaneous items and necessary expenses not included in the foregoing, <b>[\$335,000]</b> \$220,000, of which amount not to exceed \$45,000 may be expended for personal services in the District of Columbia (acts June 24, 1910, vol. 36, p. 629, secs. 1-4; July 23, 1912, vol. 37, p. 199, secs. 1-2; Aug. 3, 1912, vol. 37, p. 302, secs. 1-11; act Apr. 29, 1926, vol. 44, p. 355)					
	Estimated expenditures, 1928 appropriation	Estimated expenditures, 1927 appropriation	Expended and obligated, 1926	\$220,000.00	\$335,000.00
Departmental service:					
Salaries—	<i>Average—</i>	<i>Average—</i>	<i>Average—</i>		
Professional and scientific service—	<i>No. Salary</i>	<i>No. Salary</i>	<i>No. Salary</i>		
Grade 5, \$5,200 to \$6,000; average, \$5,600—	1	1	1		
Engineer (chief supervisor of radio).....	\$5,200	\$5,200	\$4,800		
Grade 4, \$3,800 to \$5,000; average, \$4,400—	1	1	1		
Engineer (chief supervisor of radio).....	4,400	4,200	4,000		
Engineer (technical expert).....	1	1	1		
Grade 3, \$3,000 to \$3,600; average, \$3,300—	1	1	1		
Associate engineer (supervisor of radio).....	3,300	3,300	3,100		
Associate engineer (supervisor of radio).....	1	1	1		
Grade 2, \$2,400 to \$3,000; average, \$2,700—	1	1	1		
Assistant engineer (radio inspector).....	2,400	2,400	2,400		
Assistant engineer (radio inspector).....	1	1	1		
Clerical, administrative, and fiscal service—					
Grade 10, \$3,200 to \$3,900; average, \$3,600—	1	1	1		
Junior administrative officer.....	3,600	3,800	3,800		
Grade 7, \$2,400 to \$3,000; average, \$2,700—	1	1	1		
Junior administrative assistant.....	2,700	2,700	2,700		
Grade 6, \$2,100 to \$2,700; average, \$2,400—	1	1	1		
Principal clerk.....	2,400	2,300	2,100		
Grade 5, \$1,860 to \$2,400; average, \$2,100—	1	1	1		
Senior clerk.....	2,100	2,100	2,100		
Grade 4, \$1,680 to \$2,040; average, \$1,860—	1	1	1		
Clerk.....	1,860	1,800	2,040		
Grade 3, \$1,500 to \$1,860; average, \$1,680—	1	1	1		
Senior stenographer.....	1,740	1,740	1,740		
Senior stenographer.....	1	1	1		
Assistant clerk.....	1,680	1,680	1,680		
Assistant clerk.....	1	1	1		
Assistant clerks.....	1,560	1,560	1,560		
Assistant clerk.....	1,680	1,620	1,500		
Grade 2, \$1,320 to \$1,680; average, \$1,500—	1	1	1		
Junior stenographer.....	1,500	1,500	1,320		
Junior clerk.....	1,500	1,440	1,500		
Junior mail clerk.....	1,500	1,500	1,440		
Junior stenographers.....	2	2	3		
Grade 1, \$1,140 to \$1,500; average, \$1,320—	1	1	1		
Underclerk.....	1,320	1,320	1,320		
Underclerk.....	1,320	1,200	1,140		
Total average number of employees.....	20	20	20		
Total salaries, departmental service.....	45,000.00	43,700.00	42,309.65		
The difference between 1928 and 1927 is due to increase in salaries, \$1,300.					

*Estimates of appropriations required for the service of the fiscal year ending June 30, 1928—Continued*

General object (title of appropriation), date of acts, references to Statutes at Large, or to Revised Statutes, and estimated amount required for each detailed object				Total amount to be appropriated under each head of appropriation	Amount appropriated for the fiscal year ending June 30, 1927
<b>Enforcement of Wireless Communication Laws—Continued.</b>					
	Estimated expenditures, 1928 appropriation	Estimated expenditures, 1927 appropriation	Expended and obligated, 1926		
<b>Field service:</b>					
<b>Salaries and wages—</b>	<i>Average—</i>	<i>Average—</i>	<i>Average—</i>		
Salary range, \$3,800 to \$5,000; average, \$4,400—	No. Salary	No. Salary	No. Salary		
Engineer (supervisor of radio, senior grade).....	1 \$4,400	1 \$4,400	1 \$4,000		
Engineers (supervisors of radio, senior grade).....	2 4,200	2 4,200	2 3,800		
Engineers (supervisors of radio, senior grade).....	3 4,000	3 4,000	3 3,800		
Engineers (supervisors of radio, senior grade).....	3 3,800	3 3,800			
Salary range, \$3,000 to \$3,600; average, \$3,300—					
Associate engineers (senior radio inspectors).....	3 3,200	3 3,200			
Associate engineers (senior radio inspectors).....	3 3,000	3 3,000			
Associate engineers (supervisors of radio, junior grade).....			3 3,300		
Salary range, \$2,700 to \$3,300; average, \$3,000—					
Assistant engineers (senior radio inspectors).....			3 3,000		
Assistant engineers (senior radio inspectors).....			2 2,800		
Assistant engineer (senior radio inspector).....			1 2,600		
Salary range, \$2,400 to \$3,000; average, \$2,700—					
Assistant engineer (junior radio inspector).....	1 3,000	1 3,000	1 2,900		
Assistant engineer (junior radio inspector).....	1 3,000	1 3,000	1 2,800		
Assistant engineers (junior radio inspectors).....	2 2,800	2 2,800	2 2,600		
Assistant engineers (junior radio inspectors).....	5 2,600	5 2,600	5 2,400		
Assistant engineer (junior radio inspector).....	1 2,500	1 2,500			
Assistant engineer (junior radio inspector).....			1 2,800		
Assistant engineer (junior radio inspector).....			1 2,400		
Salary range, \$1,860 to \$2,400; average, \$2,100—					
Junior engineers (assistant radio inspectors).....	1 2,400	2 2,400	1 2,400		
Junior engineers (assistant radio inspectors).....	7 2,300	7 2,300	7 2,100		
Junior engineers (assistant radio inspectors).....			2 2,100		
Salary range, \$1,860 to \$2,400; average, \$2,100—					
Senior clerk.....	1 2,040	1 2,040	1 2,000		
Senior clerks.....	6 1,920	6 1,920	6 1,860		
Senior clerks.....	1 1,860	2 1,860	2 1,860		
Salary range, \$1,680 to \$2,040; average, \$1,860—					
Principal stenographers.....	4 1,740	4 1,740	4 1,680		
Salary range, \$1,500 to \$1,860; average, \$1,680—					
Assistant clerks.....	6 1,680	6 1,680	3 1,620		
Assistant clerks.....			3 1,560		
Assistant clerk.....			3 1,860		
Salary range, \$1,320 to \$1,680; average, \$1,500—					
Junior clerks.....	1 1,560	2 1,560	2 1,560		
Junior clerks.....		2 1,440	2 1,440		
Junior clerks.....	6 1,380	6 1,380	5 1,320		
Total average number of employees.....	58	63	66 1/2		
Total salaries and wages, field service.....	142,700.00	151,400.00	149,150.46		
01 Total personal services.....	187,700.00	195,100.00	191,550.11		
Supplies and materials:					
0200 Stationery and office supplies.....	700.00	700.00	544.46		
0220 Scientific and educational supplies.....	300.00	300.00	163.60		
0230 Fuel and oil.....	500.00	600.00	435.54		
0280 Sundry supplies.....	1,000.00	1,500.00	938.46		
02 Total supplies and materials.....	2,500.00	3,100.00	2,082.06		
04 Storage of motor cars.....	500.00	500.00	237.16		
Communication service:					
0500 Telegraph.....	100.00	100.00	81.05		
0510 Telephone.....	2,000.00	2,000.00	1,819.48		
0520 Other communication service.....	50.00	50.00	15.95		
05 Total communication service.....	2,150.00	2,150.00	1,916.48		
Travel expenses:					
0610 Local transportation.....	1,500.00	1,500.00	1,471.78		
0615 Transportation.....	6,000.00	7,000.00	8,809.89		
0616 Subsistence.....	5,500.00	6,500.00	7,339.94		
06 Total travel expenses.....	13,000.00	15,000.00	17,621.57		
07 Transportation of things (service).....	300.00	300.00	191.26		
11 Rents in buildings.....	7,500.00	9,500.00	2,015.07		
Repairs and alterations:					
1280 Machinery and equipment.....	800.00	800.00	191.28		
1290 Special repairs and alterations.....	500.00	1,200.00	237.57		
12 Total repairs and alterations.....	1,300.00	2,000.00	428.85		
13 Special and miscellaneous current expenses.....	100.00	100.00	46.44		
Equipment:					
3010 Furniture and fixtures.....	1,050.00	4,880.00	1,016.67		
3017 Office machines and devices.....	1,000.00	1,000.00	959.18		
3020 Educational and scientific.....	2,000.00	3,000.00	1,893.61		
3050 Other equipment.....	1,000.00	1,000.00	344.76		
30 Total equipment.....	5,050.00	9,880.00	4,414.22		
Reserve.....		97,370.00			
Total.....	220,000.00	335,000.00	220,503.21		

## Estimates of appropriations required for the service of the fiscal year ending June 30, 1928—Continued

General object (title of appropriation), date of acts, references to Statutes at Large, or to Revised Statutes, and estimated amount required for each detailed object				Total amount to be appropriated under each head of appropriation	Amount appropriated for the fiscal year ending June 30, 1927
<b>Salaries, Shipping Service—</b>					
Shipping commissioners: For salaries of shipping commissioners ( <i>acts June 26, 1884, vol. 23, p. 59, sec. 27; June 19, 1886, vol. 24, p. 79, sec. 1; Feb. 14, 1903, vol. 32, p. 826, sec. 4; July 16, 1914, vol. 38, p. 501, sec. 1; Apr. 29, 1926, vol. 44, p. 355</i> )				\$37,700.00	\$37,700.00
	Estimated expenditures, 1928 appropriation	Estimated expenditures, 1927 appropriation	Expended and obligated, 1926		
Field service:					
Salary and wages—	Average—	Average—	Average—		
Salary range, \$5,200 to \$6,000; average, \$5,600—	No. Salary	No. Salary	No. Salary		
Shipping commissioner	1 \$5,000	1 \$5,000	1 \$5,000		
Salary range, \$3,900 to \$5,000; average, \$4,400—					
Shipping commissioners	3 4,000	3 4,000	3 4,000		
Salary range, \$3,300 to \$3,900; average, \$3,600—					
Shipping commissioner	2 3,000	2 3,000	2 3,000		
Salary range, \$3,000 to \$3,600; average, \$3,300—					
Shipping commissioners	1 3,000	1 3,000	1 3,000		
Salary range, \$2,400 to \$3,000; average, \$2,700—					
Shipping commissioners	4 2,400	4 2,400	3½ 2,400		
Salary range, \$2,100 to \$2,700; average, \$2,400—					
Shipping commissioner	1 2,100	1 2,100	1 2,100		
Total average number of employees	12	12	11½		
Total salaries and wages, field service	37,700	37,700	35,582		
<b>Clerk Hire, Shipping Service—</b>					
Clerk hire: For compensation, to be fixed by the Secretary of Commerce, to each person or clerk in the offices of shipping commissioners ( <i>acts June 19, 1886, vol. 24, p. 79, sec. 1; Feb. 14, 1903, vol. 32, p. 826, sec. 4; July 16, 1914, vol. 38, p. 501, sec. 1; Apr. 29, 1926, vol. 44, p. 355</i> )				\$89,040.00	\$89,040.00
	Estimated expenditures, 1928 appropriation	Estimated expenditures, 1927 appropriation	Expended and obligated, 1926		
Field service, commissioners:					
Salaries and wages—	Average—	Average—	Average—		
Salary range, \$3,000 to \$3,600; average, \$3,300—	No. Salary	No. Salary	No. Salary		
Deputy shipping commissioner	1 \$3,000	1 \$3,000	1 \$3,000		
Salary range, \$2,700 to \$3,300; average, \$3,000—					
Deputy shipping commissioners	3 2,400	3 2,400	3 2,400		
Salary range, \$2,400 to \$3,000; average, \$2,700—					
Deputy shipping commissioner	1 2,100	1 2,100	1 2,100		
Salary range, \$2,100 to \$2,700; average, \$2,400—					
Deputy shipping commissioner	1 2,000	1 2,000	1 2,000		
Deputy shipping commissioners	2 1,860	2 1,860	2 1,860		
Deputy shipping commissioners	1 1,680	1 1,680	2 1,680		
Salary range, \$1,860 to \$2,400; average, \$2,100—					
Deputy shipping commissioners	9 1,800	9 1,800	7 1,800		
Deputy shipping commissioners	2 1,740	2 1,740	3 1,740		
Deputy shipping commissioners	6 1,620	6 1,620	3 1,620		
Deputy shipping commissioners	5 1,560	5 1,560	6 1,560		
Salary range, \$1,680 to \$2,040; average, \$1,860—					
Deputy shipping commissioner	1 1,380	1 1,380	1 1,380		
Salary range, \$1,500 to \$1,860; average, \$1,680—					
Deputy shipping commissioners	4 1,500	4 1,500	6 1,500		
Deputy shipping commissioner	1 1,200	1 1,200	1 1,200		
Total average number of employees	37	37	37		
Total salaries and wages, field service	65,480	65,480	65,000		
Field service, clerical force:					
Salaries and wages—					
Salary range, \$2,400 to \$3,000; average, \$2,700—					
Clerk	1 2,100	1 2,100	1 2,100		
Salary range, \$2,100 to \$2,700; average, \$2,400—					
Clerk	1 2,000	1 2,000	1 2,000		
Clerk			½ 1,860		
Salary range, \$1,860 to \$2,400; average, \$2,100—					
Clerk	1 1,620	1 1,620	1 1,560		
Clerks	2 1,500	2 1,500	2 1,500		
Salary range, \$1,680 to \$2,040; average, \$1,860—					
Clerks	3 1,380	3 1,380	2½ 1,380		
Clerk	1 1,380	1 1,380	1 1,320		
Salary range, \$1,860 to \$2,400; average, \$2,100—					
Clerk	1 1,440	1 1,440	1 1,380		
Salary range, \$1,500 to \$1,860; average, \$1,680—					
Clerk	1 1,380	1 1,380	1 1,380		
Clerks	3 1,320	3 1,320	3½ 1,320		
Salary range, \$1,320 to \$1,680; average, \$1,500—					
Clerk	1 1,320	1 1,320	1 1,320		
Salary range, \$900 to \$1,260; average, \$1,080—					
Clerk	1 900	1 900	1 900		
Total average number of employees	16	16	16½		
Total salaries and wages, field service	23,560.00	23,240.00	23,505.38		
Reserve		320.00			
	23,560.00	23,560.00	23,505.38		
01 Total personal services	89,040.00	89,040.00	88,505.38		

*Estimates of appropriations required for the service of the fiscal year ending June 30, 1928—Continued*

General object (title of appropriation), date of acts, references to Statutes at Large, or to Revised Statutes, and estimated amount required for each detailed object				Total amount to be appropriated under each head of appropriation	Amount appropriated for the fiscal year ending June 30, 1927
<b>Contingent Expenses, Shipping Service—</b> Contingent expenses: For rent, stationery, and other requisites for transaction of the business of shipping commissioners' offices, and for janitor in the commissioner's office at New York; in all ( <i>acts June 19, 1886, vol. 24, p. 79, sec. 1; Feb. 14, 1903, vol. 32, p. 826, sec. 4; July 16, 1914, vol. 38, p. 501, sec. 1; Apr. 29, 1926, vol. 44, p. 355</i> )				\$9,980.00	\$9,980.00
	Estimated expenditures, 1928 appropriation	Estimated expenditures, 1927 appropriation	Expended and obligated, 1926		
Field service:	<i>Average—</i> <i>No. 5 Salary</i>	<i>Average—</i> <i>No. 5 Salary</i>	<i>Average—</i> <i>No. 5 Salary</i>		
01 Total average number of employees					
01 Total salaries and wages, field service	\$2,185	\$2,185	\$2,184		
Supplies and materials:					
0220 Scientific and educational supplies	150.00	150.00	131.25		
0230 Fuel	250.00	250.00	248.65		
0280 Sundry supplies	50.00	50.00	30.68		
02 Total supplies and materials	450.00	450.00	410.58		
Communication service:					
0510 Telephone service	1,825.00	1,825.00	1,644.45		
0520 Other communication service	10.00	10.00	8.00		
05 Total communication service	1,835.00	1,835.00	1,652.45		
Travel expenses:					
0610 Local transportation	1,325.00	1,325.00	1,320.56		
0615 Transportation	100.00	100.00	91.74		
06 Total travel expenses	1,425.00	1,425.00	1,411.30		
07 Transportation of things (service)	50.00	50.00	36.51		
10 Furnishing of heat, light, power, water, and electricity	10.00	10.00	7.46		
11 Rents in buildings	3,725.00	3,725.00	3,716.00		
12 Repairs and alterations	75.00	75.00	63.35		
13 Special and miscellaneous current expenses	100.00	100.00	97.32		
Equipment:					
3010 Furniture and fixtures	50.00	50.00	50.48		
3017 Office machinery and devices	250.00	250.00	223.44		
3050 Other equipment	25.00	25.00	16.04		
30 Total equipment	325.00	325.00	289.96		
Total	9,980.00	9,980.00	9,869.93		
<b>Miscellaneous Indefinite Appropriations—</b> Refunding penalties or charges erroneously exacted ( <i>acts June 26, 1884, vol. 23, p. 59, sec. 26; Feb. 14, 1903, vol. 32, p. 829, sec. 10</i> ) Refunding moneys erroneously received and covered ( <i>R. S., p. 725, sec. 3689</i> ) Refunding of tonnage taxes and light dues to citizens of Philippine Islands ( <i>acts July 1, 1916, vol. 39, p. 286, sec. 1</i> ) 5300 Refunds of fines, penalties, and forfeitures: Expenditures—1928, \$3,000; 1927, \$3,000; 1926, \$6,928.				3,000.00	3,000.00
Total, Bureau of Navigation				537,020.00	650,100.00
<b>BUREAU OF STANDARDS</b>					
<b>Salaries, Bureau of Standards—</b> Salaries: For the director and other personal services in the District of Columbia in accordance with the classification act of 1923 ( <i>acts Mar. 3, 1901, vol. 31, p. 1449, secs. 1-10; Feb. 14, 1903, vol. 32, p. 826, sec. 4; Apr. 29, 1926, vol. 44, p. 355</i> )				572,060.00	567,320.00
	Estimated expenditures, 1928 appropriation	Estimated expenditures, 1927 appropriation	Expended and obligated, 1926		
Departmental service:	<i>Average—</i> <i>No. 1 Salary</i>	<i>Average—</i> <i>No. 1 Salary</i>	<i>Average—</i> <i>No. 1 Salary</i>		
Salaries—					
Professional service—					
Grade 6, \$6,000 to \$7,500; average, \$6,750—					
Chief scientist (director)	1 \$7,000	1 \$7,000	1 \$6,500		
Grade 5, \$5,200 to \$6,000; average, \$5,600—					
Senior scientists (3 chiefs of divisions)	5 5,360	5 5,360	5 5,316		
Grade 4, \$3,800 to \$5,000; average, \$4,400—					
Scientists (1 chief of office)	20 4,090	20 4,090	21 3,971		
Grade 3, \$3,000 to \$3,600; average, \$3,300—					
Associate scientists	25 3,104	24 3,108	24 3,078		
Associate librarian	1 3,000	1 3,000	1 3,000		
Grade 2, \$2,400 to \$3,000; average, \$2,700—					
Assistant scientists	25 2,540	25 2,540	24 2,507		
Grade 1, \$1,860 to \$2,400; average, \$2,111.42—					
Junior scientists	21 1,964	21 1,964	21 1,934		

## Estimates of appropriations required for the service of the fiscal year ending June 30, 1928—Continued

General object (title of appropriation), date of acts, references to Statutes at Large, or to Revised Statutes, and estimated amount required for each detailed object						Total amount to be appropriated under each head of appropriation	Amount appropriated for the fiscal year ending June 30, 1927
<b>Salaries, Bureau of Standards—Continued.</b>							
Departmental service—Continued.							
Salaries—Continued.							
Subprofessional service—							
Grade 7, \$2,100 to \$2,700; average, \$2,400—							
Principal scientific aid	No.	Average—Salary	No.	Average—Salary	No.	Average—Salary	
Principal laboratory mechanics	1	\$2,300	1	\$2,300	1	\$2,300	
Grade 6, \$1,860 to \$2,400; average, \$2,111.42—	3	2,467	3	2,467	2½	2,445	
Senior scientific aids	7	1,969	7	1,969	4½	1,936	
Senior laboratory mechanics	7	2,146	7	2,146	6½	2,095	
Grade 5, \$1,680 to \$2,040; average, \$1,860—	3	1,740	2	1,740	3½	1,803	
Scientific aids	5	1,896	5	1,896	1½	1,986	
Laboratory mechanics	15	1,564	15	1,564	15½	1,560	
Grade 4, \$1,500 to \$1,860; average, \$1,680—	11	1,642	11	1,642	9½	1,585	
Assistant scientific aids	8	1,372	8	1,372	9½	1,367	
Assistant laboratory mechanics	12	1,165	12	1,165	12½	1,155	
Grade 3, \$1,320 to \$1,680; average, \$1,500—	16	922	16	922	12½	930	
Junior scientific aids					1½	900	
Grade 2, \$1,140 to \$1,500; average, \$1,320—							
Underlaboratory apprentices							
Grade 1, \$900 to \$1,260; average, \$1,080—							
Minor laboratory apprentices							
Minor laboratory mechanics							
Clerical, administrative, and fiscal service—							
Grade 10, \$3,300 to \$3,900; average, \$3,600—							
Junior administrative officer	1	3,700	1	3,700	1½	3,600	
Grade 9, \$3,000 to \$3,600; average, \$3,300—							
Senior administrative assistants	2	3,250	2	3,250	2½	3,231	
Grade 7, \$2,400 to \$3,000; average, \$2,700—							
Junior administrative assistants	3	2,767	3	2,767	3½	2,662	
Grade 6, \$2,100 to \$2,700; average, \$2,400—							
Principal clerks	2	2,550	2	2,550	2	2,550	
Grade 5, \$1,860 to \$2,400; average, \$2,111.42—							
Senior clerks	2	2,200	2	2,200	2½	2,170	
Grade 4, \$1,680 to \$2,040; average, \$1,860—							
Clerks	4	1,845	4	1,845	3½	1,886	
Grade 3, \$1,500 to \$1,860; average, \$1,680—							
Assistant clerks	6	1,570	6	1,570	3½	1,598	
Grade 2, \$1,320 to \$1,680; average, \$1,500—							
Junior clerks	4	1,530	4	1,530	7½	1,463	
Grade 1, \$1,140 to \$1,500; average, \$1,320—							
Underclerks	7	1,234	7	1,234	8	1,241	
Custodial service—							
Grade 9, \$2,100 to \$2,700; average, \$2,400—							
Assistant mechanical superintendent	1	2,700	1	2,700	1	2,700	
Foreman electrician					½	2,200	
Grade 7, \$1,680 to \$2,040; average, \$1,860—							
Senior mechanics	5	1,800	5	1,800	1½	1,824	
Grade 6, \$1,500 to \$1,860; average, \$1,680—							
Mechanics	10	1,548	10	1,548	5½	1,533	
Grade 5, \$1,320 to \$1,680; average, \$1,500—							
Principal guard	1	1,320	1	1,320			
Grade 4, \$1,140 to \$1,500; average, \$1,320—							
Undermechanics	7	1,160	7	1,160	1½	1,140	
Senior guards	2	1,170	2	1,170			
Grade 3, \$1,020 to \$1,260; average, \$1,140—							
Messengers	2	1,020	2	1,020	3½	1,036	
Senior laborer	1	1,020	1	1,020			
Minor mechanics	5	1,105	5	1,105	3½	1,117	
Guards	8	1,058	8	1,058			
Grade 2, \$900 to \$1,140; average, \$1,020—							
Assistant messengers	2	990	2	990	3½	931	
Junior laborer	19	900	19	900			
Grade 1, \$600 to \$780; average, \$690—							
Junior messengers	3	680	3	680	4½	660	
Total average number of employees	283		281		237½		
Total salaries, departmental service		572,060.00		567,320.00		511,652.79	
The difference between 1927 and 1928 is due to increase in force, \$4,740.							

## Equipment, Bureau of Standards—

Equipment: For apparatus, machinery, tools, and appliances used in connection with buildings or work of the bureau, typewriters, adding machines, and other labor-saving devices, laboratory supplies, materials, and supplies used in the construction of apparatus, machinery, or other appliances, including their exchange; piping, wiring, and construction incident to the installation of apparatus, machinery, or appliances; furniture for laboratories and offices, cases for apparatus, \$88,000, including \$18,000 for repairs and necessary alterations to buildings [ *Provided*, That the responsibility for the care, maintenance, and protection of the buildings occupied by the Bureau of Standards of the Department of Commerce in the District of Columbia and the disbursement of the funds appropriated therefor, together with all the machinery, tools, equipment, and supplies used or for use in connection therewith shall be transferred on July 1, 1926, from the office of Public Buildings and Public Parks of the National Capital to the Secretary of Commerce. ] (acts Mar. 3, 1901, vol. 31, p. 1449, secs. 1-10; Feb. 14, 1903, vol. 32, p. 826, sec. 4; Apr. 29, 1926, vol. 44, pp. 356-356)

\$88,000.00

\$88,000.00

*Estimates of appropriations required for the service of the fiscal year ending June 30, 1928—Continued*

General object (title of appropriation), date of acts, references to Statutes at Large, or to Revised Statutes, and estimated amount required for each detailed object				Total amount to be appropriated under each head of appropriation	Amount appropriated for the fiscal year ending June 30, 1927
<b>Equipment, Bureau of Standards—Continued.</b>					
	Estimated expenditures, 1928 appropriation	Estimated expenditures, 1927 appropriation	Expended and obligated, 1926		
Supplies and materials:					
0200 Stationery and office supplies.....	\$800.00	\$800.00	\$749.74		
0220 Scientific supplies.....	4,500.00	4,500.00	3,630.55		
0230 Fuel.....	2,000.00	2,000.00	1,800.00		
0280 Sundry supplies.....	4,100.00	4,100.00	4,207.19		
0290 Materials.....	3,000.00	3,000.00	2,996.01		
02 Total supplies and materials.....	14,400.00	14,400.00	13,383.49		
07 Transportation of things.....			13.59		
10 Furnishing of heat, light, and power.....	10,000.00	10,000.00	10,000.00		
12 Repairs and alterations.....	20,000.00	20,000.00	1,860.80		
13 Special and miscellaneous current expenses.....			5.00		
Equipment:					
3010 Furniture, furnishings, and fixtures.....	4,500.00	4,500.00	4,793.52		
3022 Scientific equipment.....	33,100.00	33,100.00	33,414.84		
3050 Other equipment.....	6,000.00	6,000.00	6,109.82		
30 Total equipment.....	43,600.00	43,600.00	44,317.88		
Total.....	88,000.00	88,000.00	69,580.76		
<b>General Expenses, Bureau of Standards—</b>					
General expenses: For fuel for heat, light, and power; office expenses, stationery, cleaning and toilet supplies, books and periodicals, which may be exchanged when not needed for permanent use; traveling expenses (including expenses of attendance upon meetings of technical and professional societies when required in connection with standardization, testing, or other official work of the bureau when incurred on the written authority of the Secretary); street-car fares not exceeding \$100; expenses of the visiting committee; expenses of attendance of American member at the meeting of the International Committee of Weights and Measures; purchase of gloves, goggles, rubber boots, and aprons; supplies for operation, maintenance, and repair of passenger automobiles and motor trucks for official use, including their exchange; and contingencies of all kinds (acts Mar. 3, 1901, vol. 31, p. 1449, secs. 1-10; Feb. 14, 1903, vol. 32, p. 826, sec. 4; Apr. 29, 1926, vol. 44, p. 356)				\$69,855.00	\$68,355.00
	Estimated expenditures, 1928 appropriation	Estimated expenditures, 1927 appropriation	Expended and obligated, 1926		
Supplies and materials:					
0200 Stationery and office supplies.....	\$8,000.00	\$6,500.00	\$6,344.14		
0205 Cleaning and toilet supplies.....	2,000.00	2,000.00			
0231 Coal.....	22,355.00	22,355.00	8,169.22		
0235 Special and miscellaneous fuel.....	1,200.00	1,200.00	1,171.37		
0240 Wearing apparel.....	300.00	300.00	285.92		
0280 Sundry supplies.....	1,200.00	1,200.00	1,114.48		
0290 Materials.....	100.00	100.00	24.20		
02 Total supplies and materials.....	35,155.00	33,655.00	17,109.33		
Communication service:					
0500 Telegraph service.....	500.00	500.00	500.43		
0510 Telephone service.....	3,500.00	3,500.00	3,294.95		
05 Total communication service.....	4,000.00	4,000.00	3,735.38		
06 Travel expenses.....	10,500.00	10,500.00	10,671.21		
07 Transportation of things.....	2,000.00	2,000.00	2,027.48		
09 Advertising.....	50.00	50.00	32.00		
10 Furnishing of heat, light, and power.....	9,000.00	9,000.00			
12 Repairs and alterations.....	150.00	150.00	126.90		
13 Special and miscellaneous current expenses.....	150.00	150.00			
Equipment:					
3000 Passenger-carrying vehicles.....	500.00	500.00	2,664.01		
3021 Library stock.....	5,850.00	5,850.00	5,074.98		
3050 Other equipment.....	2,500.00	2,500.00	1,872.90		
30 Total equipment.....	8,850.00	8,850.00	9,611.89		
Total.....	69,855.00	68,355.00	43,314.19		

## Estimates of appropriations required for the service of the fiscal year ending June 30, 1928—Continued

General object (title of appropriation), date of acts, references to Statutes at Large, or to Revised Statutes, and estimated amount required for each detailed object	Total amount to be appropriated under each head of appropriation	Amount appropriated for the fiscal year ending June 30, 1927
<b>Improvement and Care of Grounds, Bureau of Standards—</b> Improvement and care of grounds: For grading, construction of roads and walks, piping grounds for water supply, lamps, wiring for lighting purposes, and other expenses incident to the improvement and care of grounds, including foreman and laborers in the District of Columbia, <b>[\$12,000]</b> \$13,000, of which amount not to exceed <b>[\$8,760]</b> \$9,180 may be expended for personnel services in the District of Columbia ( <i>acts Mar. 3, 1901, vol. 31, p. 1449, secs. 1-10; Feb. 14, 1903, vol. 32, p. 826, sec. 4; Apr. 29, 1926, vol. 44, p. 356</i> )	\$13,000.00	\$12,000.00

	Estimated expenditures, 1928 appropriation	Estimated expenditures, 1927 appropriation	Expended and obligated, 1926
Departmental service:			
Salaries—			
Subprofessional service—			
Grade 5, \$1,680 to \$2,040; average, \$1,860—			
Foreman gardener.....	No. 1 Salary \$1,920	No. 1 Salary \$1,920	No. 1 Salary \$1,860
Custodial service—			
Grade 3, \$1,020 to \$1,260; average, \$1,140—			
Senior laborers.....	7 1,038	6½ 1,038	4½ 1,034
Total average number of employees.....	8	7½	5½
Total salaries, departmental service.....	9,180	8,760	6,277
Deduct expenditures for personal services included in objects named below.....	4,000	4,000	3,100
01 Total salaries, departmental service.....	5,180	4,760	3,177
Supplies and materials:			
0280 Sundry supplies.....	500.00	500.00	288.69
0290 Materials.....	250.00	250.00	67.75
02 Total supplies and materials.....	750.00	750.00	356.44
12 Repairs and alterations.....	25.00	25.00	6.00
30 Equipment.....	750.00	750.00	639.71
Structures:			
3210 Other structures.....	4,700.00	4,300.00	5,237.15
3220 Nonstructural improvements.....	1,595.00	1,415.00	1,576.70
32 Total structures.....	6,295.00	5,715.00	6,813.85
Total.....	13,000.00	12,000.00	10,993.08

## Testing Structural Materials, Bureau of Standards—

Testing structural materials: For continuation of the investigation of structural materials, such as stone, clays, cement, and so forth, including personal services in the District of Columbia and in the field, **[\$230,000]** \$240,000, of which amount not to exceed **[\$180,000]** \$189,000 may be expended for personal services in the District of Columbia: *Provided*, That as much of this sum as necessary shall be used to collect and disseminate such scientific, practical, and statistical information as may be procured, showing or tending to show approved methods in building, planning, and construction, standardization, and adaptability of structural units, including building materials and codes, economy in the manufacture and utilization of building materials and supplies, and such other matters as may tend to encourage, improve, and cheapen construction and housing (*acts Mar. 3, 1901, vol. 31, p. 1449, secs. 1-10; Feb. 14, 1903, vol. 32, p. 826, sec. 4; Apr. 29, 1926, vol. 44, p. 356*)

240,000.00

230,000.00

	Estimated expenditures, 1928 appropriation	Estimated expenditures, 1927 appropriation	Expended and obligated, 1926
Departmental service:			
Salaries—			
Professional service—			
Grade 5, \$5,200 to \$6,000; average, \$5,600—			
Senior scientists (chiefs divisions IX and housing).....	No. 4 Salary \$5,500	No. 4 Salary \$5,500	No. 3½ Salary \$5,553
Grade 4, \$3,800 to \$5,000; average, \$4,400—			
Scientists.....	5 3,960	5 3,960	3½ 3,878
Grade 3, \$3,000 to \$3,600; average, \$3,300—			
Associate scientists.....	9 3,044	8 3,050	6½ 3,039
Grade 2, \$2,400 to \$3,000; average, \$2,700—			
Assistant scientists.....	9 2,509	8 2,525	7½ 2,543
Grade 1, \$1,860 to \$2,400; average, \$2,111.42—			
Junior scientists.....	13 1,898	11 1,902	10½ 1,910
Subprofessional service—			
Grade 6, \$1,860 to \$2,400; average, \$2,111.42—			
Senior scientific aid.....	1 1,920	1 1,920	1 1,860
Senior laboratory mechanics.....			1½ 2,041
Grade 5, \$1,680 to \$2,040; average, \$1,860—			
Scientific aid.....	1 1,740	1 1,740	1 1,680

## Estimates of appropriations required for the service of the fiscal year ending June 30, 1928—Continued

General object (title of appropriation), date of acts, references to Statutes at Large, or to Revised Statutes, and estimated amount required for each detailed object	Estimated expenditures, 1928 appropriation		Estimated expenditures, 1927 appropriation		Expended and obligated, 1926	Total amount to be appropriated under each head of appropriation	Amount appropriated for the fiscal year ending June 30, 1927
Testing Structural Materials, Bureau of Standards—Continued.							
Departmental service—Continued.							
Salaries—Continued.							
Subprofessional service—Continued.							
Grade 4, \$1,500 to \$1,860; average, \$1,680—	Average—		Average—		Average—		
Assistant scientific aids.....	No.	Salary	No.	Salary	No.	Salary	
Grade 3, \$1,320 to \$1,680; average, \$1,500—	3	\$1,660	3	\$1,660	3½	\$1,691	
Junior scientific aids.....	3	1,400	3	1,400	1	1,340	
Grade 2, \$1,140 to \$1,500; average, \$1,320—							
Underscientific helpers.....	3	1,220	3	1,220	2½	1,232	
Grade 1, \$900 to \$1,260; average, \$1,080—							
Minor scientific helpers.....	2	930	2	930	4½	936	
Clerical, administrative, and fiscal service—							
Grade 10, \$3,300 to \$3,900; average, \$3,600—							
Senior investigator.....	1	3,300	1	3,300	½	3,300	
Grade 8, \$2,700 to \$3,300; average, \$3,000—							
Administrative assistant.....	1	3,100	1	3,100	1	3,050	
Grade 7, \$2,400 to \$3,000; average, \$2,700—							
Junior administrative assistant.....	1	2,700	1	2,700	1	2,600	
Assistant business specialist.....					½	2,400	
Grade 5, \$1,860 to \$2,400; average, \$2,111.42—							
Senior clerk-stenographers.....	3	2,167	3	2,167	3½	2,165	
Grade 4, \$1,680 to \$2,040; average, \$1,860—							
Clerk-stenographers.....	7	1,808	7	1,808	6½	1,801	
Grade 3, \$1,500 to \$1,860; average, \$1,680—							
Assistant clerk-stenographers.....	4	1,695	4	1,695	3½	1,685	
Grade 2, \$1,320 to \$1,680; average, \$1,500—							
Junior clerk-stenographers.....	5	1,500	5	1,500	5	1,464	
Grade 1, \$1,140 to \$1,500; average, \$1,320—							
Underclerks.....	1	1,260	1	1,260	1½	1,168	
Custodial service—							
Grade 5, \$1,320 to \$1,680; average, \$1,500—							
Junior mechanic.....	1	1,440	1	1,440	1	1,440	
Grade 3, \$1,020 to \$1,260; average, \$1,140—							
Messenger.....	1	1,200	1	1,200	1	1,110	
Senior laborer.....	1	1,020	1	1,020	½	1,151	
Grade 2, \$900 to \$1,140; average, \$1,020—							
Junior laborers.....	7	994	7	994	5	1,017	
Total average number of employees.....	86		82		76½		
Total salaries, departmental service.....		189,000		180,000		164,488	
The difference between 1928 and 1927 is due to increase of force, \$9,000.							
Field service:							
Salaries and wages—							
Salary range, \$3,000 to \$3,600; average, \$3,300—							
Chief engineering inspectors.....	1	3,100	1	3,100	1½	3,000	
Salary range, \$2,400 to \$3,000; average, \$2,700—							
Assistant scientist.....					½	2,700	
Salary range, \$1,860 to \$2,400; average, \$2,111.42—							
Senior scientific aids.....	4	1,995	4	1,995	2½	1,982	
Salary range, \$1,320 to \$1,680; average, \$1,500—							
Junior scientific aids.....	5	1,596	5	1,596	4½	1,568	
Salary range, \$1,140 to \$1,500; average, \$1,320—							
Underscientific helpers.....	2	1,260	2	1,260	2	1,230	
Total average number of employees.....	12		12		10½		
Total salaries and wages, field service.....		21,580		21,580		19,693	
01 Total personal services.....		210,580.00		201,580.00		184,180.92	
Supplies and materials:							
0220 Scientific supplies.....		4,750.00		4,500.00		9,112.44	
0230 Fuel.....		1,500.00		1,500.00		2,686.94	
0280 Sundry supplies.....		850.00		850.00		1,109.30	
0290 Materials.....		3,000.00		3,000.00		6,882.55	
02 Total supplies and materials.....		10,100.00		9,850.00		19,791.23	
04 Storage.....		50.00		50.00		48.00	
Communication service:							
0500 Telegraph service.....		25.00		25.00		17.51	
0510 Telephone service.....		200.00		200.00		211.41	
05 Total communication service.....		225.00		225.00		228.92	
06 Travel expenses.....		6,250.00		6,000.00		7,057.92	
07 Transportation of things.....		500.00		500.00		1,065.00	
08 Furnishing of heat, light, and power.....		1,500.00		1,500.00		2,134.89	
Rents:							
1100 Rent.....		600.00		600.00		600.00	
1110 Other rents.....						9.50	
11 Total rents.....		600.00		600.00		609.50	
12 Repairs and alterations.....		150.00		150.00		312.89	
13 Special and miscellaneous current expenses.....		2,000.00		2,000.00		2,673.04	
Equipment:							
3022 Scientific equipment.....		4,500.00		4,500.00		6,264.05	
3050 Other equipment.....		3,545.00		3,045.00		4,593.14	
30 Total equipment.....		8,045.00		7,545.00		10,857.19	
Total.....		240,000.00		230,000.00		228,959.50	



General object (title of appropriation), date of acts, references to Statutes at Large, or to Revised Statutes, and estimated amount required for each detailed object

Amount appropriated for  
the fiscal year ending  
June 30, 1927

Testing machines: For maintenance and operation of testing machines, including personal services in connection therewith in the District of Columbia and in the field, for the determination by the Bureau of Standards of the physical constants and the properties of materials as authorized by law, \$38,000, of which amount not to exceed \$34,020 may be expended for personal services in the District of Columbia (*acts Mar. 3, 1901, vol. 31, p. 1449, secs. 1-10; Feb. 14, 1903, vol. 32, p. 826, sec. 4; Apr. 29, 1926, vol. 44, p. 356*) -----

**\$38, 000. 00**

Investigation of Fire-Resisting Properties, Bureau of Standards—

**Investigation of fire-resisting properties:** For investigation of fire-resisting properties of building materials and conditions under which they may be most efficiently used, and for the standardization of types of appliances for fire prevention, including personal services in the District of Columbia and in the field, \$28,100, of which amount not to exceed \$22,640 may be expended for personal services in the District of Columbia (*acts Mar. 3, 1901, vol. 31, p. 1449, secs. 1-10; Feb. 14, 1903, vol. 32, p. 826, sec. 4; Apr. 29, 1926, vol. 44, p. 356*)

**28,100.00**

*Estimates of appropriations required for the service of the fiscal year ending June 30, 1928—Continued*

General object (title of appropriation), date of acts, references to Statutes at Large, or to Revised Statutes, and estimated amount required for each detailed object	Total amount to be appropriated under each head of appropriation	Amount appropriated for the fiscal year ending June 30, 1927
--	--	--

*Investigation of Fire-Resisting Properties, Bureau of Standards—Continued.*

	Estimated expenditures, 1928 appropriation		Estimated expenditures, 1927 appropriation		Expended and obligated, 1926	
Departmental service:						
Salaries—						
Professional service—						
Grade 5, \$5,200 to \$6,000; average, \$5,600—	Average—		Average—		Average—	
Senior scientist	No. 1	Salary \$5,200	No. 1	Salary \$5,200	No. 1	Salary \$5,200
Grade 4, \$3,800 to \$5,000; average, \$4,400—						
Scientist	1	3,800	1	3,800	1	3,800
Grade 3, \$3,000 to \$3,600; average, \$3,300—						
Associate scientist	1	3,600	1	3,600	1	3,600
Grade 2, \$2,400 to \$3,000; average, \$2,700—						
Assistant scientist	1	2,700	1	2,700	1	2,600
Grade 1, \$1,860 to \$2,400; average, \$2,111.42—						
Junior scientist	1	2,200	1	2,200	1	2,200
Subprofessional service—						
Grade 6, \$1,860 to \$2,400; average, \$2,111.42—						
Senior laboratory mechanic					1	2,100
Grade 3, \$1,320 to \$1,680; average, \$1,500—						
Junior laboratory mechanic	1	1,440	1	1,440	1	1,440
Junior scientific aid	1	1,320	1	1,320		
Grade 2, \$1,140 to \$1,500; average, \$1,320—						
Under laboratory mechanic	1	1,440	1	1,440		
Grade 1, \$900 to \$1,260; average, \$1,080—						
Minor laboratory apprentices	3	940	3	940	1	942
Clerical, administrative, and fiscal service—						
Grade 4, \$1,860 to \$2,040; average, \$1,860—						
Clerk-stenographer	1	1,680	1	1,680	1	1,800
Grade 2, \$1,320 to \$1,680; average, \$1,500—						
Junior clerk	1	1,560	1	1,560		
Custodial service—						
Grade 3, \$1,020 to \$1,260; average, \$1,140—						
Senior laborers	1	1,200	1	1,200	2	1,095
Grade 2, \$900 to \$1,140; average, \$1,020—						
Junior laborers					1	940
Total average number of employees	12		12		11	
Total salaries, departmental service		22,640.00		22,640.00		22,045.43
Supplies and materials:						
0220 Scientific supplies		500.00		500.00		513.51
0234 Gas		500.00		500.00		500.00
0290 Materials		500.00		500.00		464.42
02 Total supplies and materials		1,500.00		1,500.00		1,477.93
06 Travel expenses		200.00		200.00		157.50
30 Equipment		3,760.00		3,760.00		4,314.27
Total		28,100.00		28,100.00		27,995.13

*Investigation of Public-Utility Standards, Bureau of Standards—*

Investigation of public-utility standards: For investigation of the standards of practice and methods of measurements of public utilities, such as gas, electric light, electric power, water, telephone, central station heating, and electric railway service, and the solution of the problems which arise in connection with standards in such service, including personal services in the District of Columbia and in the field, \$100,000, of which amount not to exceed \$90,000 may be expended for personal services in the District of Columbia (*acts Mar. 3, 1901, vol. 31, p. 1449, secs. 1-10; Feb. 14, 1903, vol. 32, p. 826, sec. 4; Apr. 29, 1926, vol. 44, pp. 356-357*)

\$100,000.00

\$100,000.00

	Estimated expenditures, 1928 appropriation		Estimated expenditures, 1927 appropriation		Expended and obligated, 1926	
Departmental service:						
Salaries—						
Professional service—						
Grade 5, \$5,200 to \$6,000; average, \$5,600—	Average—		Average—		Average—	
Senior scientists	No. 3	Salary \$5,200	No. 3	Salary \$5,200	No. 2	Salary \$5,200
Grade 4, \$3,800 to \$5,000; average, \$4,400—						
Scientists	3	4,116	3	4,116	2	4,076
Grade 3, \$3,000 to \$3,600; average, \$3,300—						
Associate scientists	4	3,105	4	3,105	4	3,122
Grade 2, \$2,400 to \$3,000; average, \$2,700—						
Assistant scientists	4	2,500	4	2,500	3	2,572
Grade 1, \$1,860 to \$2,400; average, \$2,111.42—						
Junior scientists	5	1,883	5	1,883	3	1,868
Subprofessional service—						
Grade 1, \$1,860 to \$2,400; average, \$2,111.42—						
Senior laboratory mechanic	1	2,100	1	2,100	1	2,100
Grade 5, \$1,680 to \$2,040; average, \$1,860—						
Scientific aids	2	1,770	2	1,770	1	1,740
Laboratory mechanic	1	1,800	1	1,800	1	1,770
Grade 4, \$1,500 to \$1,860; average, \$1,680—						
Assistant scientific aids	1	1,620	1	1,620	1	1,620
Grade 3, \$1,320 to \$1,680; average, \$1,500—						
Junior scientific aids	1	1,320	1	1,320	1	1,338
Grade 2, \$1,140 to \$1,500; average, \$1,320—						
Under scientific helpers	3	1,180	3	1,180	2	1,200
Grade 1, \$900 to \$1,260; average, \$1,080—						
Minor scientific helpers	2	900	2	900	1	900

*Estimates of appropriations required for the service of the fiscal year ending June 30, 1928—Continued*

General object (title of appropriation), date of acts, references to Statutes at Large, or to Revised Statutes, and estimated amount required for each detailed object

Total amount to be appropriated under each head of appropriation

Amount appropriated for the fiscal year ending June 30, 1927

*Investigation of Public-Utility Standards, Bureau of Standards—Continued.*

	Estimated expenditures, 1928 appropriation		Estimated expenditures, 1927 appropriation		Expended and obligated, 1926
Departmental service—Continued.					
Salaries—Continued.					
Clerical, administrative, and fiscal service—					
Grade 8, \$2,700 to \$3,300; average, \$3,000—					
Administrative assistant					
Grade 5, \$1,860 to \$2,400; average, \$2,111.42—					
Senior clerk-stenographers	1	\$2,000	1	\$2,000	2,002
Grade 4, \$1,680 to \$2,040; average, \$1,860—					
Clerk-stenographers	4	1,890	4	1,890	1,838
Grade 3, \$1,500 to \$1,860; average, \$1,680—					
Assistant clerk-stenographer	1	1,500	1	1,500	1,500
Custodial service—					
Grade 6, \$1,500 to \$1,860; average, \$1,680—					
Mechanic					1,740
Grade 2, \$900 to \$1,140; average, \$1,020—					
Assistant messenger					940
Total average number of employees	37½		37½		36½
Total salaries, departmental service	90,000.00		90,000.00		86,515.09
Deduct expenditures for personal services included in objects named below	2,300.00		2,300.00		2,400.00
01 Total personal services	87,700.00		87,700.00		84,115.09
Supplies and materials:					
0220 Scientific supplies	1,750.00		1,750.00		1,866.13
0290 Materials	650.00		650.00		684.62
02 Total supplies and materials	2,400.00		2,400.00		2,550.75
06 Travel expenses	2,500.00		2,500.00		2,839.85
08 Photohthographing					30.00
30 Equipment	7,400.00		7,400.00		10,206.89
Total	100,000.00		100,000.00		99,742.68

*Testing Miscellaneous Materials, Bureau of Standards—*

Testing miscellaneous materials: For testing miscellaneous materials, such as varnish materials, soap materials, inks, and chemicals, including supplies for the Government departments and independent establishments, including personal services in the District of Columbia and in the field, as authorized by law, **[\$44,090]** \$44,000, of which amount not to exceed \$42,000 may be expended for personal services in the District of Columbia (acts Mar. 3, 1901, vol. 31, p. 1449, secs. 1-10; Feb. 14, 1903, vol. 32, p. 826, sec. 4; Apr. 29, 1926, vol. 44, p. 357)

\$44,000.00

\$44,090.00

	Estimated expenditures, 1928 appropriation		Estimated expenditures, 1927 appropriation		Expended and obligated, 1926
Departmental service:					
Salaries—					
Professional service—					
Grade 5, \$5,200 to \$6,000; average, \$5,600—					
Senior scientist	1	\$5,200	1	\$5,200	\$5,200
Grade 2, \$2,400 to \$3,000; average, \$2,700—					
Assistant scientists	4	2,400	4	2,400	3½ 2,400
Grade 1, \$1,860 to \$2,400; average, \$2,111.42—					
Junior scientists	5	1,900	5	1,900	4½ 1,877
Subprofessional service—					
Grade 6, \$1,860 to \$2,400; average, \$2,111.42—					
Senior scientific aid	1	1,860	1	1,860	
Grade 5, \$1,680 to \$2,040; average, \$1,860—					
Scientific aid	½	1,740	½	1,740	½ 1,740
Grade 4, \$1,500 to \$1,860; average, \$1,680—					
Assistant scientific aids	4	1,695	4	1,695	5½ 1,695
Grade 2, \$1,140 to \$1,500; average, \$1,320—					
Underscientific helper	1	1,140	1	1,140	1 1,140
Clerical, administrative, and fiscal service—					
Grade 7, \$2,400 to \$3,000; average, \$2,700—					
Junior administrative assistant					½ 2,400
Grade 5, \$1,860 to \$2,400; average, \$2,111.42—					
Senior clerk	1	2,100	1	2,100	1 2,100
Grade 4, \$1,680 to \$2,040; average, \$1,860—					
Clerk-stenographer	1	1,920	1	1,920	½ 2,016
Grade 3, \$1,500 to \$1,860; average, \$1,680—					
Assistant clerk-stenographer	1	1,740	1	1,740	1 1,740
Grade 2, \$1,320 to \$1,680; average, \$1,500—					
Junior stenographer	1	1,440	1	1,440	1 1,440
Total average number of employees	20½		20½		20½
01 Total salaries, departmental service	42,000.00		42,000.00		41,301.37
Supplies and materials:					
0220 Scientific supplies	1,000.00		1,000.00		1,074.48
0290 Materials	100.00		150.00		129.21
02 Total supplies and materials	1,100.00		1,150.00		1,203.69
06 Travel	110.00		150.00		117.93
30 Equipment	790.00		790.00		1,333.64
Total	44,000.00		44,090.00		43,956.63

## Estimates of appropriations required for the service of the fiscal year ending June 30, 1928—Continued

General object (title of appropriation), date of acts, references to Statutes at Large, or to Revised Statutes, and estimated amount required for each detailed object				Total amount to be appropriated under each head of appropriation	Amount appropriated for the fiscal year ending June 30, 1927
<b>Radio Research, Bureau of Standards—</b>					
Radio research: For investigation and standardization of methods and instruments employed in radio communication, including personal services in the District of Columbia and in the field, \$49,800 of which amount not to exceed \$47,200 may be expended for personal services in the District of Columbia ( <i>acts Mar. 3, 1901, vol. 31, p. 1449, secs. 1-10; Feb. 14, 1903, vol. 32, p. 826, sec. 4; Apr. 29, 1926, vol. 44, p. 357</i> )				\$49,800.00	\$49,800.00
	Estimated expenditures, 1928 appropriation	Estimated expenditures, 1927 appropriation	Expended and obligated, 1926		
<b>Departmental service:</b>					
<b>Salaries—</b>					
Professional service—					
Grade 5, \$5,200 to \$6,000; average, \$5,600—	<i>Average—</i>	<i>Average—</i>	<i>Average—</i>		
Senior scientist	No. Salary	No. Salary	No. Salary		
Grade 4, \$3,800 to \$5,000; average, \$4,400—	1 \$5,400	1 \$5,400	1 \$5,300		
Scientists	2 4,000	2 4,000	2½ 3,900		
Grade 3, \$3,000 to \$3,600; average, \$3,300—	½ 3,400	½ 3,400	½ 3,300		
Associate scientist	1 2,500	1½ 2,475	1½ 2,480		
Grade 2, \$2,400 to \$3,000; average, \$2,700—	3½ 2,035	3½ 2,035	2½ 2,266		
Assistant scientists					
Grade 1, \$1,860 to \$2,400; average, \$2,111.42—					
Junior scientists					
Subprofessional service—					
Grade 8, \$2,400 to \$3,000; average, \$2,700—			½ 2,400		
Chief engineering draftsman			½ 2,200		
Grade 7, \$2,100 to \$2,700; average, \$2,400—			½ 2,100		
Principal laboratory mechanic			1 1,590		
Grade 6, \$1,860 to \$2,400; average, \$2,111.42—			1 1,320		
Senior laboratory mechanics			4 1,185		
Grade 4, \$1,500 to \$1,860; average, \$1,680—	3 2,100	3 2,100	3 1,890		
Assistant scientific aid	1 1,620	1 1,620	1 1,680		
Grade 3, \$1,320 to \$1,680; average, \$1,500—	1 1,320	1 1,320	1 1,190		
Junior scientific aid					
Grade 2, \$1,140 to \$1,500; average, \$1,320—					
Underscientific helpers	4 1,185	4 1,185	3 1,190		
Clerical, administrative, and fiscal service—					
Grade 7, \$2,400 to \$3,000; average, \$2,700—	1 2,500	1 2,500	½ 2,500		
Junior administrative assistant			½ 2,400		
Grade 6, \$2,100 to \$2,700; average, \$2,400—					
Principal clerk					
Grade 4, \$1,680 to \$2,040; average, \$1,860—	1 1,920	1 1,920	1 1,890		
Clerk-stenographer					
Grade 3, \$1,500 to \$1,860; average, \$1,680—	1 1,680	1 1,680	1 1,680		
Assistant clerk-stenographer					
Custodial service—					
Grade 8, \$1,860 to \$2,400; average, \$2,111.42—	1 2,300	1 2,300	½ 2,300		
Principal mechanic					
Grade 3, \$1,020 to \$1,260; average, \$1,140—	1 1,080	1 1,080	1 1,050		
Messenger					
Total average number of employees	21½	21½	18½		
Total salaries, departmental service	47,200.00	47,200.00	42,165.51		
Deduct expenditures for personal services included in objects named below	3,500.00	3,500.00	1,800.00		
01 Total personal services	43,700.00	43,700.00	40,365.51		
Supplies and materials:					
0220 Scientific supplies	500.00	500.00	247.18		
0290 Materials	400.00	400.00	398.60		
02 Total supplies and materials	900.00	900.00	645.78		
06 Travel expenses	500.00	500.00	461.56		
07 Transportation of things	50.00	50.00	70.00		
30 Equipment	4,650.00	4,650.00	3,222.28		
Total	49,800.00	49,800.00	44,765.13		

**Color Standardization, Bureau of Standards—**

Color standardization: To develop color standards and methods of manufacture and of color measurement, with special reference to their industrial use in standardization and specification of colorants such as dye-stuffs, inks, and pigments, and other products, paint, paper, and textiles, in which color is a pertinent property, including personal services in the District of Columbia and in the field, [\$9,000] \$8,000, of which amount not to exceed [\$8,120] \$7,200 may be expended for personal services in the District of Columbia (*acts Mar. 3, 1901, vol. 31, p. 1449, secs. 1-10; Feb. 14, 1903, vol. 32, p. 826, sec. 4; Apr. 29, 1926, vol. 44, p. 357*)

\$8,000.00

\$9,000.00

*Estimates of appropriations required for the service of the fiscal year ending June 30, 1928—Continued*

General object (title of appropriation), date of acts, references to Statutes at Large, or to Revised Statutes, and estimated amount required for each detailed object

Total amount to be appropriated under each head of appropriation

Amount appropriated for the fiscal year ending June 30, 1927

*Color Standardization, Bureau of Standards—Continued.*

	Estimated expenditures, 1928 appropriation		Estimated expenditures, 1927 appropriation		Expended and obligated, 1926	
Departmental service:						
Salaries—						
Professional service—						
Grade 5, \$5,200 to \$6,000; average, \$5,600—						
Senior scientist—						
Grade 4, \$3,800 to \$5,000; average, \$4,400—						
Scientist—						
Grade 3, \$3,000 to \$3,600; average, \$3,300—						
Associate scientist—						
Subprofessional service—						
Grade 6, \$1,860 to \$2,400; average, \$2,111.42—						
Senior laboratory mechanic—						
Grade 1, \$800 to \$1,260; average, \$1,080—						
Minor laboratory apprentice—						
Clerical, administrative, and fiscal service—						
Grade 3, \$1,500 to \$1,860; average, \$1,680—						
Assistant clerk-stenographer—						
Total average number of employees	2½		2½		2½	
Total salaries, departmental service	7,200.00		8,120.00		8,033.38	
Supplies and materials:						
0200 Stationery and office supplies	300.00		300.00		442.59	
0220 Scientific supplies	200.00		200.00		196.66	
0290 Materials	50.00		100.00		82.64	
02 Total supplies and materials	550.00		600.00		721.89	
06 Travel expenses	50.00		100.00		114.82	
30 Equipment	200.00		180.00		90.58	
Total	8,000.00		9,000.00		8,960.67	

*Investigation of Clay Products, Bureau of Standards—*

Investigation of clay products: To study methods of measurement and technical processes used in the manufacture of pottery, brick, tile, terra cotta, and other clay products, and the study of the properties of the materials used in that industry, including personal services in the District of Columbia and in the field, \$47,000, of which amount not to exceed \$41,500 \$21,500 may be expended for personal services in the District of Columbia (acts Mar. 3, 1901, vol. 31, p. 1449, secs. 1-10; Feb. 14, 1903, vol. 32, p. 826, sec. 4; Apr. 29, 1926, vol. 44, p. 357)

\$47,000.00

\$47,000.00

	Estimated expenditures, 1928 appropriation		Estimated expenditures, 1927 appropriation		Expended and obligated, 1926	
Departmental service:						
Salaries—						
Professional service—						
Grade 2, \$2,400 to \$3,000; average, \$2,700—						
Assistant scientists						
Grade 1, \$1,860 to \$2,400; average, \$2,111.42—						
Junior scientists						
Subprofessional service—						
Grade 5, \$1,680 to \$2,040; average, \$1,860—						
Laboratory mechanic						
Grade 4, \$1,500 to \$1,860; average, \$1,680—						
Assistant scientific aid						
Grade 3, \$1,320 to \$1,680; average, \$1,500—						
Junior scientific aid						
Grade 2, \$1,140 to \$1,500; average, \$1,320—						
Under laboratory apprentice						
Clerical, administrative, and fiscal service—						
Grade 4, \$1,680 to \$2,040; average, \$1,860—						
Clerk-stenographer						
Grade 1, \$1,140 to \$1,500; average, \$1,320—						
Underclerk						
Custodial service—						
Grade 2, \$900 to \$1,140; average, \$1,020—						
Junior laborer						
Grade 1, \$600 to \$780; average, \$690—						
Junior messenger						
Total average number of employees	11½		11½		10½	
Total salaries, departmental service	21,500.00		21,500.00		19,836.25	
Field service:						
Salaries and wages—						
Salary range, \$3,800 to \$5,000; average, \$4,400—						
Scientist in charge						
Salary range, \$3,000 to \$3,600; average, \$3,300—						
Associate scientists						
Salary range, \$1,860 to \$2,400; average, \$2,100—						
Senior scientific aids						
Salary range, \$1,320 to \$1,680; average, \$1,500—						
Junior scientific aids						
Total average number of employees	9½		9½			
Total salaries and wages, field service	20,000		20,000			
01 Total personal services	41,500.00		41,500.00		19,836.25	

## Estimates of appropriations required for the service of the fiscal year ending June 30, 1928—Continued

General object (title of appropriation), date of acts, references to Statutes at Large, or to Revised Statutes, and estimated amount required for each detailed object

Total amount to be appropriated under each head of appropriation

Amount appropriated for the fiscal year ending June 30, 1927

## Investigation of Clay Products, Bureau of Standards—Continued.

	Estimated expenditures, 1928 appropriation	Estimated expenditures, 1927 appropriation	Expended and obligated, 1926
Supplies and materials:			
0220 Scientific supplies.....	\$1,000.00	\$1,000.00	\$1,224.85
0234 Gas.....	3,000.00	3,000.00	3,150.00
0282 Sundry supplies.....	250.00	250.00	457.82
0290 Materials.....	100.00	100.00	204.37
02 Total supplies and materials.....	4,350.00	4,350.00	5,037.04
06 Travel expenses.....	250.00	250.00	322.61
07 Transportation of things.....	300.00	300.00	616.87
12 Repairs and alterations.....	100.00	100.00	193.69
30 Equipment.....	500.00	500.00	632.72
Total.....	47,000.00	47,000.00	26,639.18

## Standardizing Mechanical Appliances, Bureau of Standards—

Standardizing mechanical appliances: To develop methods of testing and standardizing machines, motors, tools, measuring instruments, and other apparatus and devices used in mechanical, hydraulic, and aeronautic engineering; for the comparative study of types of apparatus and methods of operation, and for the establishment of standards of performance; for the accurate determination of fundamental physical constants involved in the proper execution of this work; and for the scientific experiments and investigations needed in solving the problems which may arise in connection therewith, especially in response to the requirements of aeronautics and aviation for information of a purely scientific nature, including personal services in the District of Columbia and in the field, \$27,800, of which amount not to exceed \$25,580 may be expended for personal services in the District of Columbia (*acts Mar. 3, 1901, vol. 31, p. 1449, secs. 1-10; Feb. 14, 1903, vol. 32, p. 826, sec. 4; Apr. 29, 1926, vol. 44, p. 357*)

\$27,800.00

\$27,800.00

	Estimated expenditures, 1928 appropriation	Estimated expenditures, 1927 appropriation	Expended and obligated, 1926
Departmental service:			
Salaries—			
Professional service—			
Grade 5, \$5,200 to \$5,600; average, \$5,600—			
Senior scientists (chiefs Division VI).....	Average— No. 2 Salary \$5,600	Average— No. 2 Salary \$5,600	Average— No. 2 Salary \$5,600
Grade 4, \$3,800 to \$5,000; average, \$4,400—			
Scientist.....			1 4,200
Grade 3, \$3,000 to \$3,600; average, \$3,300—			
Associate scientists.....	1 3,100	1 3,100	1 3,000
Grade 2, \$2,400 to \$3,000; average, \$2,700—			
Assistant scientist.....	1 2,400	1 2,400	1 2,400
Grade 1, \$1,860 to \$2,400; average, \$2,111.42—			
Junior scientist.....	1 1,860	1 1,860	
Subprofessional service—			
Grade 6, \$1,860 to \$2,400; average, \$2,111.42—			
Senior laboratory mechanic.....	1 2,200	1 2,200	1 1,960
Clerical, administrative, and fiscal service—			
Grade 5, \$1,860 to \$2,400; average, \$2,111.42—			
Senior clerk-stenographer.....	1 2,100	1 2,100	1 2,100
Grade 4, \$1,680 to \$2,040; average, \$1,860—			
Clerk-stenographer.....	1 1,920	1 1,920	1 1,860
Grade 2, \$1,320 to \$1,680; average, \$1,500—			
Junior clerks.....			1 1,523
Custodial service—			
Grade 6, \$1,500 to \$1,860; average, \$1,680—			
Mechanic.....	1 1,740	1 1,740	
Grade 2, \$900 to \$1,140; average, \$1,020—			
Junior laborer.....	1 900	1 900	
Total average number of employees.....	9 25,580.00	9 25,580.00	8 25,469.45
Total salaries, departmental service.....			
Deduct for expenditures for personal services included in objects named below.....	1,300.00	1,300.00	1,200.00
01 Total personal services.....	24,280.00	24,280.00	24,269.45
02 Supplies and materials.....	700.00	700.00	737.34
06 Travel expenses.....	300.00	300.00	293.68
10 Furnishing of heat, light, and power.....	600.00	600.00	650.66
30 Equipment.....	1,920.00	1,920.00	1,839.55
Total.....	27,800.00	27,800.00	27,799.68

*Estimates of appropriations required for the service of the fiscal year ending June 30, 1928—Continued*

General object (title of appropriation), date of acts, references to Statutes at Large, or to Revised Statutes, and estimated amount required for each detailed object				Total amount to be appropriated under each head of appropriation	Amount appropriated for the fiscal year ending June 30, 1927
<b>Investigation of Optical Glass, Bureau of Standards—</b>					
Investigation of optical glass: For the investigation of the problems involved in the production of optical glass, including personal services in the District of Columbia and in the field, \$20,520, of which amount not to exceed \$17,000 may be expended for personal services in the District of Columbia ( <i>acts Mar. 3, 1901, vol. 31, p. 1449, secs. 1-10; Feb. 14, 1903, vol. 32, p. 826, sec. 4; Apr. 29, 1926, vol. 44, p. 357</i> )				\$20, 520. 00	\$20, 520. 00
	Estimated expenditures, 1928 appropriation	Estimated expenditures, 1927 appropriation	Expended and obligated, 1926		
<b>Departmental service:</b>					
<b>Salaries—</b>					
<b>Professional service—</b>					
Grade 4, \$3,800 to \$5,000; average, \$4,400—	Average— No. 1 Salary \$4,000	Average— No. 1 Salary \$4,000	Average— No. 1½ Salary \$3,889		
Scientist.....	1	1	1		
Grade 3, \$3,000 to \$3,600; average, \$3,300—	No. 1 Salary 3,300	No. 1 Salary 3,300	No. 1 Salary 3,250		
Associate scientist.....	1	1	1		
Grade 2, \$2,400 to \$3,000; average, \$2,700—	No. 1 Salary 2,400	No. 1 Salary 2,400	No. 1½ Salary 2,400		
Assistant scientist.....	1	1	1		
Grade 1, \$1,860 to \$2,400; average, \$2,111—	No. 1 Salary 1,860	No. 1 Salary 1,860	No. 1½ Salary 1,920		
Junior scientist.....	1	1	1		
<b>Subprofessional service—</b>					
Grade 4, \$1,500 to \$1,860; average, \$1,680—	No. 2 Salary 1,530	No. 2 Salary 1,530	No. 1½ Salary 1,517		
Assistant scientific aids.....	2	2	1½		
Assistant laboratory mechanic.....	1	1	1		
Grade 3, \$1,320 to \$1,680; average, \$1,500—	No. 1½ Salary 1,380	No. 1½ Salary 1,380	No. 1½ Salary 1,380		
Junior scientific aid.....	1½	1½	1½		
Grade 2, \$1,140 to \$1,500; average, \$1,320—	No. 1 Salary 1,200	No. 1 Salary 1,200	No. 1 Salary 1,200		
Under scientific helper.....	1	1	1		
<b>Custodial service—</b>					
Grade 2, \$900 to \$1,140; average, \$1,020—	No. 1 Salary 900	No. 1 Salary 900	No. 1 Salary 900		
Junior laborer.....	1	1	1		
Total average number of employees.....	8½	8½	7½		
Total salaries, departmental service.....	17,000. 00	17,000. 00	14,150. 25		
Deduct expenditures for personal services included in objects named below.....	1,000. 00	1,000. 00			
01 Total personal services.....	16,000. 00	16,000. 00	14,150. 25		
<b>Supplies and materials:</b>					
0220 Scientific supplies.....	500. 00	500. 00	1,796. 55		
0234 Gas.....	2,500. 00	2,500. 00	3,030. 00		
0280 Sundry supplies.....	100. 00	100. 00	40. 01		
02 Total supplies and materials.....	3,100. 00	3,100. 00	4,866. 56		
06 Travel expenses.....	100. 00	100. 00	93. 59		
07 Transportation of things.....	100. 00	100. 00	200. 00		
12 Repairs and alterations.....			25. 00		
13 Special and miscellaneous expenses.....			27. 43		
30 Equipment.....	1,220. 00	1,220. 00	1,117. 25		
Total.....	20,520. 00	20,520. 00	20,480. 08		
<b>Investigation of Textiles, etc., Bureau of Standards—</b>					
Investigation of textiles: To investigate textiles, paper, leather, and rubber in order to develop standards of quality and methods of measurement, including personal services in the District of Columbia and in the field, <b>[\$35,000] \$40,700</b> , of which amount not to exceed <b>[\$29,960] \$35,120</b> may be expended for personal services in the District of Columbia ( <i>acts Mar. 3, 1901, vol. 31, p. 1449, secs. 1-10; Feb. 14, 1903, vol. 32, p. 826, sec. 4; Apr. 29, 1926, vol. 44, p. 357</i> )				40, 700. 00	35, 000. 00
	Estimated expenditures, 1928 appropriation	Estimated expenditures, 1927 appropriation	Expended and obligated, 1926		
<b>Departmental service:</b>					
<b>Salaries—</b>					
<b>Professional service—</b>					
Grade 4, \$3,800 to \$5,000; average, \$4,400—	Average— No. 1 Salary \$3,800	Average— No. 1 Salary \$3,800	Average— No. 1½ Salary \$3,800		
Scientist.....	1	1	1½		
Grade 3, \$3,000 to \$3,600; average, \$3,300—	No. 2 Salary 3,100	No. 2 Salary 3,100	No. 1½ Salary 3,000		
Associate scientists.....	2	2	1½		
Grade 2, \$2,400 to \$3,000; average, \$2,700—	No. 2 Salary 2,500	No. 1 Salary 2,600	No. 1½ Salary 2,633		
Assistant scientists.....	2	1	1½		
Grade 1, \$1,860 to \$2,400; average, \$2,111.42—	No. 5 Salary 1,872	No. 5 Salary 1,872	No. 2 Salary 1,860		
Junior scientists.....	5	5	2		
<b>Subprofessional service—</b>					
Grade 8, \$2,400 to \$3,000; average, \$2,700—	No. 1 Salary 2,500	No. 1 Salary 2,500	No. 1½ Salary 2,436		
Chief scientific aid.....	1	1	1½		
Grade 7, \$2,100 to \$2,700; average, \$2,400—	No. 1 Salary 2,100		No. 1½ Salary 2,423		
Principal scientific aids.....	1		1½		
Grade 4, \$1,500 to \$1,860; average, \$1,680—	No. 2½ Salary 1,500	No. 1½ Salary 1,500	No. 1 Salary 1,500		
Assistant scientific aids.....	2½	1½	1		
Grade 3, \$1,320 to \$1,680; average, \$1,500—			No. 1½ Salary 1,320		
Junior scientific aid.....			1½		
<b>Clerical, administrative, and fiscal service—</b>					
Grade 4, \$1,680 to \$2,040; average, \$1,860—	No. 1 Salary 2,040	No. 1 Salary 2,040	No. 2½ Salary 1,770		
Clerk-stenographers.....	1	1	2½		
Grade 3, \$1,500 to \$1,860; average, \$1,680—			No. 1 Salary 1,620		
Assistant clerk-stenographer.....			1		

*Estimates of appropriations required for the service of the fiscal year ending June 30, 1928—Continued*

General object (title of appropriation), date of acts, references to Statutes at Large, or to Revised Statutes, and estimated amount required for each detailed object				Total amount to be appropriated under each head of appropriation	Amount appropriated for the fiscal year ending June 30, 1927
<i>Investigation of Textiles, etc., Bureau of Standards—Continued.</i>					
	Estimated expenditures, 1928 appropriation	Estimated expenditures, 1927 appropriation	Expended and obligated, 1926		
Departmental service—Continued.					
Salaries—Continued.					
Custodial service—					
Grade 4, \$1,140 to \$1,500; average, \$1,320—	Average—	Average—	Average—		
Undermechanic	No. Salary	No. Salary	No. Salary		
	15 1/2	11 1/2	11 1/2		
Total average number of employees				23, 013. 99	
Total salaries, departmental service	\$35, 120. 00	\$25, 325. 00			
The difference between 1928 and 1927 is due to increase in force, \$9,795.					
Supplies and materials:					
0220 Scientific supplies	500. 00	125. 00	114. 14		
0280 Sundry supplies	500. 00	350. 00	484. 07		
02 Total supplies and materials	1, 000. 00	475. 00	598. 21		
06 Travel expenses	650. 00	650. 00	988. 35		
12 Repairs and alterations	50. 00	50. 00	62. 50		
30 Equipment	3, 880. 00	8, 500. 00	1, 874. 62		
Total	40, 700. 00	35, 000. 00	26, 537. 67		
<i>Sugar Standardization, Bureau of Standards—</i>					
Sugar standardization: For the standardization and design of sugar-testing apparatus; the development of technical specifications for the various grades of sugars, with particular reference to urgent problems made pressing by conditions following the war, especially involving the standardization and manufacture of sugars; for the study of the technical problems incidental to the collection of the revenue on sugar and to determine the fundamental scientific constants of sugar and other substances; for the standardization and production of rare and unusual types of sugars required for the medical service of the Government departments; and for other technical and scientific purposes, including personal services in the District of Columbia and in the field, <b>[\$38,160] \$48,160</b> , of which amount not to exceed <b>[\$35,000] \$44,000</b> may be expended for personal services in the District of Columbia (acts Mar. 3, 1901, vol. 31, p. 1449, secs. 1-10; Feb. 14, 1903, vol. 32, p. 826, sec. 4; Apr. 29, 1926, vol. 44, pp. 357-358)				\$48, 160. 00	\$38, 160. 00
	Estimated expenditures, 1928 appropriation	Estimated expenditures, 1927 appropriation	Expended and obligated, 1926		
Departmental service:					
Salaries—					
Professional service—					
Grade 5, \$5,200 to \$6,000; average, \$5,600—	Average—	Average—	Average—		
Senior scientists	No. Salary	No. Salary	No. Salary		
	2 \$5, 200	2 \$5, 200	1 1/2 \$5, 200		
Grade 4, \$3,800 to \$5,000; average, \$4,400—					
Scientists	1 4, 000	1 1/2 4, 067	1 1/2 3, 856		
Grade 3, \$3,000 to \$3,600; average, \$3,300—					
Associate scientists	3 3, 100	3 1/2 3, 100	2 1/2 3, 132		
Grade 2, \$2,400 to \$3,000; average, \$2,700—					
Assistant scientists	2 2, 400				
Grade 1, \$1,860 to \$2,400; average, \$2,111—					
Junior scientists	3 1, 880	4 1, 885	2 1, 875		
Subprofessional service—					
Grade 6, \$1,860 to \$2,400; average, \$2,111—					
Senior laboratory mechanic	1 2, 100	1 2, 100	1 2, 100		
Grade 5, \$1,680 to \$2,040; average, \$1,860—					
Scientific aid	1 1, 680	1 1, 740	1 1, 725		
Grade 4, \$1,500 to \$1,560; average, \$1,560—					
Assistant scientific aid	1 1, 560	1 1, 560			
Grade 3, \$1,320 to \$1,680; average, \$1,500—					
Junior scientific aids	1 1, 380	1 1, 380	2 1, 335		
Grade 2, \$1,140 to \$1,500; average, \$1,320—					
Under laboratory apprentice			1 1, 140		
Clerical, administrative, and fiscal service—					
Grade 4, \$1,680 to \$2,040; average, \$1,860—					
Clerk-stenographers	1 1, 920	1 1, 920	1 1, 940		
Custodial service—					
Grade 4, \$1,140 to \$1,500; average, \$1,320—					
Undermechanic	1 1, 320	1 1, 320			
Total average number of employees	17	16 1/2	12 1/2		
Total salaries, departmental service	44, 000. 00	43, 790. 00	32, 881. 49		
Deduct expenditures for personal services included in objects named below	1, 260. 00	1, 260. 00	1, 260. 00		
01 Total personal services	42, 740. 00	42, 530. 00	31, 621. 49		



*Estimates of appropriations required for the service of the fiscal year ending June 30, 1928—Continued*

General object (title of appropriation), date of acts, references to Statutes at Large, or to Revised Statutes, and estimated amount required for each detailed object

Total amount to be appropriated under each head of appropriation

Amount appropriated for the fiscal year ending June 30, 1927

*Sugar Standardization, Bureau of Standards—Continued.*

	Estimated expenditures, 1928 appropriation	Estimated expenditures, 1927 appropriation	Expended and obligated, 1926
Supplies and materials:			
0220 Scientific supplies	\$1,400.00	\$1,400.00	\$1,773.71
0290 Materials	500.00	500.00	535.91
02 Total supplies and materials	1,900.00	1,900.00	2,309.62
06 Travel expenses	100.00	100.00	51.36
12 Repairs and alterations	50.00	50.00	45.95
30 Equipment	3,370.00	12,412.00	10,247.38
Total	48,180.00	56,992.00	44,275.80

NOTE.—The figures for 1926 include \$6,168, and the estimated expenditures for 1927 include \$18,832, totaling \$25,000 appropriated under the first deficiency act, fiscal year 1926, sugar standardization, 1926-27.

*Gauge Standardization, Bureau of Standards—*

Gauge standardization: To provide by cooperation of the Bureau of Standards, the War Department, and the Navy Department for the standardization and testing of the standard gauges, screw threads, and standards required in manufacturing throughout the United States, and to calibrate and test such standard gauges, screw threads and standards, including necessary equipment and personal services in the District of Columbia and in the field, \$38,320, of which amount not to exceed \$36,180 may be expended for personal services in the District of Columbia (*acts Mar. 3, 1901, vol. 31, p. 1449, secs. 1-10; Feb. 14, 1903, vol. 32, p. 826, sec. 4; Apr. 29, 1926, vol. 44, p. 358*)

\$38,320.00

\$38,320.00

	Estimated expenditures, 1928 appropriation	Estimated expenditures, 1927 appropriation	Expended and obligated, 1926
Departmental service:			
Salaries—			
Professional services—			
Grade 5, \$5,200 to \$6,000; average, \$5,600—			
Senior scientist (chief, Division II)	No. 1 Salary \$5,200	No. 1 Salary \$5,200	No. 1 Salary \$5,200
Grade 3, \$3,000 to \$3,600; average, \$3,300—			
Associate scientists	2 3,050	2 3,050	1½ 3,043
Grade 2, \$2,400 to \$3,000; average, \$2,700—			
Assistant scientist	1 3,000	1 3,000	½ 3,000
Grade 1, \$1,860 to \$2,400; average, \$2,111.42—			
Junior scientists	3 2,013	3 2,013	3 1,967
Subprofessional service—			
Grade 8, \$2,400 to \$3,000; average, \$2,700—			
Chief scientific aid	1 2,400	1 2,400	
Grade 7, \$2,100 to \$2,700; average, \$2,400—			
Principal laboratory mechanic	1 2,400	1 2,400	½ 2,400
Grade 6, \$1,860 to \$2,400; average, \$2,111.42—			
Senior laboratory mechanics	1½ 2,200	1½ 2,200	2½ 2,163
Grade 5, \$1,680 to \$2,040; average, \$1,860—			
Laboratory mechanic	½ 1,980	½ 1,980	½ 1,920
Grade 2, \$1,140 to \$1,500; average, \$1,320—			
Underscientific helper	1 1,200	1 1,200	1 1,140
Clerical, administrative, and fiscal service—			
Grade 5, \$1,860 to \$2,400; average, \$2,111.42—			
Senior clerk	1 2,200	1 2,200	½ 2,000
Grade 3, \$1,500 to \$1,860; average, \$1,680—			
Assistant clerk-stenographers	1 1,560	1 1,560	2½ 1,659
Grade 1, \$1,140 to \$1,500; average, \$1,320—			
Underclerk	1 1,140	1 1,140	½ 1,140
Custodial service—			
Grade 3, \$1,020 to \$1,260; average, \$1,140—			
Messenger			1 1,260
Total average number of employees	15½	15½	15½
Total salaries, departmental service	36,180.00	36,180.00	33,979.77
Deduct expenditures for personal services included in objects named below	2,940.00	2,940.00	3,040.00
01 Total personal services	33,240.00	33,240.00	30,939.77
Supplies and materials:			
0200 Stationery and office supplies	350.00	350.00	373.80
0220 Scientific supplies	500.00	500.00	476.28
02 Total supplies and materials	850.00	850.00	850.08
06 Travel expenses	750.00	750.00	792.47
30 Equipment	3,480.00	3,480.00	5,601.56
Total	38,320.00	38,320.00	38,183.88

*Estimates of appropriations required for the service of the fiscal year ending June 30, 1928—Continued*

General object (title of appropriation), date of acts, references to Statutes at Large, or to Revised Statutes, and estimated amount required for each detailed object	Total amount to be appropriated under each head of appropriation	Amount appropriated for the fiscal year ending June 30, 1927
--	--	--

*Investigation of Mine Scales and Cars, Bureau of Standards—*

Investigation of mine scales and cars: For investigating the conditions and methods of use of scales and mine cars used for weighing and measuring coal dug by miners, for the purpose of determining wages due, and of conditions affecting the accuracy of the weighing or measuring of coal at the mines, including personal services in the District of Columbia and in the field, \$12,800, of which amount not to exceed \$9,600 may be expended for personal services in the District of Columbia (*acts Mar. 3, 1901, vol. 31, p. 1449, secs. 1-10; Feb. 14, 1903, vol. 32, p. 826, sec. 4; Apr. 29, 1926, vol. 44, p. 358*)

\$12,800.00

\$12,800.00

	Estimated expenditures, 1928 appropriation		Estimated expenditures, 1927 appropriation		Expended and obligated, 1926
Departmental service:					
Salaries—					
Professional service—	<i>Average—</i>		<i>Average—</i>		<i>Average—</i>
Grade 4, \$3,800 to \$5,000; average, \$4,400—	<i>No.</i>	<i>Salary</i>	<i>No.</i>	<i>Salary</i>	<i>No.</i>
Scientist	1	\$4,000	1	\$4,000	1
Subprofessional service—					
Grade 8, \$2,400 to \$3,000; average, \$2,700—					
Chief scientific aids					1
Grade 4, \$1,500 to \$1,860; average, \$1,680—					
Assistant scientific aids	1	1,740	1	1,740	
Grade 2, \$1,140 to \$1,500; average, \$1,320—					
Under scientific helper	1	1,140	1	1,140	1
Clerical, administrative, and fiscal service—					
Grade 5, \$1,860 to \$2,400; average, \$2,111.42—					
Senior clerk					1
Grade 4, \$1,680 to \$2,040; average, \$1,860—					
Clerk					1
Grade 3, \$1,500 to \$1,860; average, \$1,680—					
Assistant clerk-stenographers	1	1,788	1	1,788	1
Total average number of employees	4		4		4
Total salaries, departmental service		9,600.00		9,600.00	11,083.85
Supplies and materials:					
0230 Fuel		200.00		200.00	192.81
0280 Sundry supplies		65.00		65.00	64.47
02 Total supplies and materials		265.00		265.00	257.28
04 Storage		100.00		100.00	95.25
06 Travel expenses		2,000.00		2,000.00	2,123.19
12 Repairs and alterations		75.00		75.00	94.70
30 Equipment		760.00		760.00	763.40
Total		12,800.00		12,800.00	14,417.67

*Metallurgical Research, Bureau of Standards—*

Metallurgical research: For metallurgical research, including alloy steels, foundry practice, and standards for metals and sands; casting, rolling, forging, and the properties of aluminum alloys; prevention of corrosion of metals and alloys; development of metal substitutes, as for platinum; behavior of bearing metals; preparation of metal specifications; investigation of new metallurgical processes and study of methods of conservation in metallurgical manufacture and products; investigation of materials used in the construction of rails, wheels, axles, and other railway equipment, and the cause of their failure; including personal services in the District of Columbia and in the field, [\$43,140] \$48,140, of which amount not to exceed \$40,080 may be expended for personal services in the District of Columbia (*acts Mar. 3, 1901, vol. 31, p. 1449, secs. 1-10; Feb. 14, 1903, vol. 32, p. 826, sec. 4; Apr. 29, 1926, vol. 44, p. 358*)

48,140.00

43,140.00

	Estimated expenditures, 1928 appropriation		Estimated expenditures, 1927 appropriation		Expended and obligated, 1926
Departmental service:					
Salaries—					
Professional service—	<i>Average—</i>		<i>Average—</i>		<i>Average—</i>
Grade 5, \$5,200 to \$6,000; average, \$5,600—	<i>No.</i>	<i>Salary</i>	<i>No.</i>	<i>Salary</i>	<i>No.</i>
Senior scientists (1 chief of division)	3	\$5,267	3	\$5,267	2
Grade 4, \$3,800 to \$5,000; average, \$4,400—					
Scientists	1	3,800	1	3,800	1
Grade 2, \$2,400 to \$3,000; average, \$2,700—					
Assistant scientists	2	2,450	2	2,450	1
Grade 1, \$1,860 to \$2,400; average, \$2,111.42—					
Junior scientists	2	2,210	2	2,210	1

*Estimates of appropriations required for the service of the fiscal year ending June 30, 1928—Continued*

General object (title of appropriation), date of acts, references to Statutes at Large, or to Revised Statutes, and estimated amount required for each detailed object				Total amount to be appropriated under each head of appropriation	Amount appropriated for the fiscal year ending June 30, 1927
<b>Metallurgical Research, Bureau of Standards—Continued.</b>					
	Estimated expenditures, 1928 appropriation	Estimated expenditures, 1927 appropriation	Expended and obligated, 1926		
Departmental service—Continued.					
Salaries—Continued.					
Subprofessional service—					
Grade 6, \$1,860 to \$2,400; average, \$2,111.42—	Average—	Average—	Average—		
Senior scientific aid	No. Salary	No. Salary	No. Salary		
Grade 5, \$1,680 to \$2,040; average, \$1,860—	1 \$1,860		1 \$1,860		
Scientific aid					
Grade 4, \$1,500 to \$1,860; average, \$1,680—	1 1,860	1 \$1,860	1 1,848		
Assistant scientific aids					
Grade 3, \$1,320 to \$1,680; average, \$1,500—	1 1,500		1 1,537		
Junior scientific aid					
Grade 2, \$1,140 to \$1,500; average, \$1,320—			1 1,380		
Underlaboratory apprentices					
Grade 1, \$900 to \$1,260; average, \$1,080—	2 1,200	2 1,200	1 1,158		
Minor scientific helper	1 900	1 900			
Clerical, administrative, and fiscal service—					
Grade 5, \$1,860 to \$2,400; average, \$2,111.42—					
Senior clerks	1 1,860	1 1,860	1 1,911		
Grade 4, \$1,680 to \$2,040; average, \$1,860—					
Clerk-stenographers			1 2,014		
Grade 3, \$1,500 to \$1,860; average, \$1,680—					
Assistant clerk-stenographers	2 1,700	2 1,700	1 1,661		
Grade 2, \$1,320 to \$1,680; average, \$1,500—					
Junior clerk-stenographer			1 1,560		
Custodial service—					
Grade 7, \$1,680 to \$2,040; average, \$1,860—					
Senior mechanic	1 1,920	1 1,920			
Total average number of employees	18	15 1/4	15 1/4		
Total salaries, departmental service	44,600	40,080	38,784		
The difference between 1928 and 1927 is due to increase of force, \$4,520.					
Supplies and materials:					
0220 Scientific supplies	750.00	750.00	878.26		
0234 Gas	500.00	500.00	500.00		
0280 Sundry supplies	150.00	150.00	194.70		
0290 Materials	100.00	100.00	156.24		
Total supplies and materials	1,500.00	1,500.00	1,729.20		
06 Travel expenses	350.00	350.00	382.44		
12 Repairs and alterations	250.00	250.00	356.80		
30 Equipment	1,440.00	960.00	1,579.53		
Total	48,140.00	43,140.00	42,831.51		
<b>High-Temperature Investigations, Bureau of Standards—</b>					
High-temperature investigations: For laboratory and field investigations of suitable methods of high-temperature measurements and control in various industrial processes and to assist in making available directly to the industries the results of the bureau's investigations in this field, including personal services in the District of Columbia and in the field, \$9,740, of which amount not to exceed \$8,460 may be expended for personal services in the District of Columbia ( <i>acts Mar. 3, 1901, vol. 31, p. 1449, secs. 1-10; Feb. 14, 1903, vol. 32, p. 826, sec. 4; Apr. 29, 1926, vol. 44, p. 358</i> )				\$9,740.00	\$9,740.00
	Estimated expenditures, 1928 appropriation	Estimated expenditures, 1927 appropriation	Expended and obligated, 1926		
Departmental service:					
Salaries—					
Professional service—					
Grade 4, \$3,900 to \$5,000; average, \$4,400—	Average—	Average—	Average—		
Scientist	No. Salary	No. Salary	No. Salary		
Grade 3, \$3,000 to \$3,900; average, \$3,300—	1 \$4,000	1 \$4,000	1 \$4,000		
Associate scientist					
Grade 2, \$2,400 to \$3,000; average, \$2,700—	1 3,000	1 3,000	1 3,044		
Assistant scientist					
Grade 1, \$1,860 to \$2,400; average, \$2,111.42—	1 2,400	1 2,400	1 2,400		
Junior scientist	1 1,920	1 1,920	1 1,860		
Subprofessional service—					
Grade 2, \$1,140 to \$1,500; average, \$1,320—					
Under laboratory mechanic	1 1,380	1 1,380			
Total average number of employees	3 1/4	3 1/4	2 3/4		
Total salaries, departmental service	8,460.00	8,460.00	8,433.91		
02 Scientific supplies	450.00	450.00	442.75		
06 Travel expenses	300.00	300.00	327.31		
30 Equipment	530.00	530.00	495.57		
Total	9,740.00	9,740.00	9,699.54		

*Estimates of appropriations required for the service of the fiscal year ending June 30, 1928—Continued*

General object (title of appropriation), date of acts, references to Statutes at Large, or to Revised Statutes, and estimated amount required for each detailed object				Total amount to be appropriated under each head of appropriation	Amount appropriated for the fiscal year ending June 30, 1927
<b>Sound Investigation, Bureau of Standards—</b> Sound investigation: For the investigation of the principles of sound and their application to military and industrial purposes, including personal services in the District of Columbia and in the field, \$10,580, of which amount not to exceed \$9,700 may be expended for personal services in the District of Columbia ( <i>acts Mar. 3, 1901, vol. 31, p. 1449, secs. 1-10; Feb. 14, 1903, vol. 32, p. 826, sec. 4; Apr. 29, 1926, vol. 44, p. 358</i> )				\$10, 580. 00	\$10, 580. 00
	Estimated expenditures, 1928 appropriation	Estimated expenditures, 1927 appropriation	Expended and obligated, 1926		
Departmental service:					
Salaries—					
Professional service—					
Grade 5, \$5,200 to \$6,000; average, \$5,600—	Average— No. 1 Salary \$5,200	Average— No. 1 Salary \$5,200	Average— No. 1 Salary \$5,200		
Senior scientist.....	1 3,800	1 3,800	1 3,800		
Grade 4, \$3,800 to \$5,000; average, \$4,400—					
Scientist.....	1 2,600	1 2,600			
Grade 2, \$2,400 to \$3,000; average, \$2,700—					
Assistant scientist.....	2 1/2 9,700	2 1/2 9,700	1 1/2 4,961		
01 Total average number of employees.....					
Total salaries, departmental service.....					
Supplies and materials:					
0220 Scientific supplies.....	200. 00	200. 00	155. 32		
0290 Materials.....	150. 00	150. 00	155. 30		
02 Total supplies and materials.....	350. 00	350. 00	310. 62		
06 Travel expenses.....	50. 00	50. 00	48. 24		
12 Repairs and alterations.....	50. 00	50. 00	72. 80		
30 Equipment.....	430. 00	430. 00	174. 36		
Total.....	10, 580. 00	10, 580. 00	5, 567. 40		
<b>Industrial Research, Bureau of Standards—</b> Industrial research: For technical investigations in cooperation with the industries upon fundamental problems involved in industrial development following the war, with a view to assisting in the permanent establishment of the new American industries, including personal services in the District of Columbia and elsewhere, \$174,120, of which amount not to exceed \$165,000 may be expended for personal services in the District of Columbia ( <i>acts Mar. 3, 1901, vol. 31, p. 1449, secs. 1-10; Feb. 14, 1903, vol. 32, p. 826, sec. 4; Apr. 29, 1926, vol. 44, p. 358</i> )				174, 120. 00	174, 120. 00
	Estimated expenditures, 1928 appropriation	Estimated expenditures, 1927 appropriation	Expended and obligated, 1926		
Departmental service:					
Salaries—					
Professional service—					
Grade 5, \$5,200 to \$6,000; average, \$5,600—	Average— No. 6 Salary \$5,333	Average— No. 6 Salary \$5,333	Average— No. 5 1/2 Salary \$5,306		
Senior scientists (assistant director, chief of Division III).....	7 4,100	7 4,100	5 1/2 3,990		
Grade 4, \$3,800 to \$5,000; average, \$4,400—					
Scientists (superintendent of plant).....	10 3,190	10 3,190	9 1/2 3,120		
Grade 3, \$3,000 to \$3,600; average, \$3,300—					
Associate scientists.....	7 2,543	7 2,543	6 1/2 2,588		
Grade 2, \$2,400 to \$3,000; average, \$2,700—					
Assistant scientists.....	7 2,049	7 2,049	6 2,000		
Grade 1, \$1,860 to \$2,400; average, \$2,111.42—					
Junior scientists.....	1 2,400	1 2,400	1 1/2 2,380		
Subprofessional service—					
Grade 7, \$2,100 to \$2,700; average, \$2,400—					
Principal laboratory mechanic.....	3 2,133	3 2,133	5 1/2 2,063		
Grade 6, \$1,860 to \$2,400; average, \$2,111.42—					
Senior laboratory mechanics.....	1 1,920	1 1,920	1 1,890		
Senior engineering draftsman.....	1 1,680	1 1,680	1 1,830		
Grade 5, \$1,680 to \$2,040; average, \$1,860—					
Scientific aid.....	6 1,580	6 1,580	5 1/2 1,578		
Grade 4, \$1,500 to \$1,860; average, \$1,680—					
Assistant scientific aids.....	2 1,440	2 1,440	2 1,335		
Grade 3, \$1,320 to \$1,680; average, \$1,500—					
Junior scientific aids.....	2 1,140	2 1,140	2 1,258		
Grade 2, \$1,140 to \$1,500; average, \$1,320—					
Under scientific helpers.....	3 920	3 920	2 1/2 938		
Grade 1, \$900 to \$1,260; average, \$1,080—					
Minor scientific helpers.....					
Clerical, administrative, and fiscal service—					
Grade 5, \$1,860 to \$2,400; average, \$2,111.42—					
Senior clerk.....	1 2,050	1 2,050			
Grade 4, \$1,680 to \$2,040; average, \$1,860—					
Clerk-stenographer.....			1 1,680		
Grade 3, \$1,500 to \$1,860; average, \$1,680—					
Assistant clerk.....	1 1,800	1 1,800	1 1,560		
Grade 2, \$1,320 to \$1,680; average, \$1,500—					
Junior clerk.....	1 1,335	1 1,335	1 1,328		
Grade 1, \$1,140 to \$1,500; average, \$1,320—					
Underclerk.....			1 1,140		

*Estimates of appropriations required for the service of the fiscal year ending June 30, 1928—Continued*

General object (title of appropriation), date of acts, references to Statutes at Large, or to Revised Statutes, and estimated amount required for each detailed object				Total amount to be appropriated under each head of appropriation	Amount appropriated for the fiscal year ending June 30, 1927
<b>Industrial Research, Bureau of Standards—Continued.</b>					
Departmental service—Continued.					
Salaries—Continued.					
Custodial service—					
Grade 9, \$2,100 to \$2,700; average, \$2,400—	Average— No. 1 Salary \$2,200	Average— No. 1 Salary \$2,200	Average— No. 1 Salary \$2,200		
Foreman electrician.....	1 1,680	1 1,680	1 1,680		
Grade 7, \$1,680 to \$2,040; average, \$1,860—					
Senior mechanic.....			1 1,500		
Grade 6, \$1,500 to \$1,860; average, \$1,680—					
Mechanic.....			1 1,320		
Grade 5, \$1,320 to \$1,680; average, \$1,500—					
Junior mechanic.....			1 960		
Grade 2, \$900 to \$1,140; average, \$1,020—					
Junior laborer.....					
Grade 1, \$600 to \$780; average, \$690—					
Junior messenger.....		1 600			
Total average number of employees.....	62 1/2	62 1/2	57 1/2		
Total salaries, departmental service.....	105,000.00	165,000.00	149,507.59		
Deduct expenditures for personal services included in objects named below.....	6,100.00	6,100.00	8,500.00		
01 Total personal services.....	158,900.00	158,900.00	141,007.59		
Supplies and materials:					
0200 Stationery and office supplies.....	300.00	300.00	551.83		
0220 Scientific supplies.....	2,000.00	2,000.00	2,069.26		
0230 Fuel.....	50.00	50.00	92.95		
0280 Sundry supplies.....	600.00	600.00	843.92		
0290 Materials.....	1,000.00	1,000.00	1,451.13		
02 Total supplies and materials.....	3,950.00	3,950.00	5,639.09		
06 Travel expenses.....	2,020.00	2,020.00	4,553.19		
07 Transportation of things.....	100.00	100.00	241.31		
08 Mimeography, etc.....			16.00		
10 Furnishing of heat, light, and power.....	750.00	750.00	1,000.00		
12 Repairs and alterations.....	150.00	150.00	247.25		
Equipment:					
3022 Scientific equipment.....	8,000.00	8,000.00	19,977.41		
3050 Other equipment.....	250.00	250.00	537.88		
30 Total equipment.....	8,250.00	8,250.00	20,516.29		
Total.....	174,120.00	174,120.00	173,218.72		
<b>Testing Railroad Scales, etc., Bureau of Standards—</b>					
Testing railroad track and other scales: For investigation and testing of railroad track scales, elevator scales, and other scales used in weighing commodities for interstate shipments and to secure equipment and assistance for testing the scales used by the Government in its transactions with the public, such as post office, navy yard, and customhouse scales, and for the purpose of cooperating with the States in securing uniformity in the weights and measures laws and in the methods of inspection, including personal services in the District of Columbia and in the field <b>["\$39,000"] \$47,000</b> , of which amount not to exceed \$25,460 may be expended for personal services in the District of Columbia ( <i>acts Mar. 3, 1901, vol. 31, p. 1449, secs. 1-10; Feb. 14, 1903, vol. 32, p. 826, sec. 4; Apr. 29, 1926, vol. 44, p. 358</i> ).....				\$47,000.00	\$39,000.00

Departmental service:					
Salaries—					
Professional service—					
Grade 5, \$5,200 to \$6,000; average, \$5,600—	Average— No. 1 Salary \$5,200	Average— No. 1 Salary \$5,200	Average— No. 1 Salary \$5,200		
Senior scientist (cochief Division II).....	1 3,960	1 3,960	1 3,875		
Grade 4, \$3,800 to \$5,000; average, \$4,400—					
Scientists.....					
Subprofessional service—					
Grade 8, \$2,400 to \$3,000; average, \$2,700—					
Chief scientific aids.....	2 2,600	2 2,600	1 2,550		
Grade 6, \$1,860 to \$2,400; average, \$2,111.42—					
Scientific aids.....	1 1,920	1 1,920	1 2,155		
Grade 5, \$1,680 to \$2,040; average, \$1,860—					
Scientific aid.....	1 1,740	1 1,740	1 1,740		
Clerical, administrative, and fiscal service—					
Grade 6, \$2,100 to \$2,700; average, \$2,400—					
Principal clerk.....	1 2,700	1 2,700	1 2,700		
Grade 5, \$1,860 to \$2,400; average, \$2,111.42—					
Senior clerk-stenographers.....	1 2,100	1 2,100	1 2,125		
Grade 3, \$1,500 to \$1,860; average, \$1,680—					
Assistant clerk.....	1 1,740	1 1,740	1 1,740		
Total average number of employees.....	9 1/2	9 1/2	9		
Total salaries, departmental service.....	25,460.00	25,460.00	24,635.14		

*Estimates of appropriations required for the service of the fiscal year ending June 30, 1928—Continued*

General object (title of appropriation), date of acts, references to Statutes at Large, or to Revised Statutes, and estimated amount required for each detailed object	Total amount to be appropriated under each head of appropriation	Amount appropriated for the fiscal year ending June 30, 1927
--	--	--

*Testing Railroad Scales, etc., Bureau of Standards—Continued.*

	Estimated expenditures, 1928 appropriation	Estimated expenditures, 1927 appropriation	Expended and obligated, 1926
<b>Field service:</b>			
Salaries and wages—	<i>Average—</i>	<i>Average—</i>	<i>Average—</i>
Salary range, \$3,000 to \$3,600; average, \$3,300—	No. Salary	No. Salary	No. Salary
Associate scientist.....	1 \$3,000.00		
Salary range, \$1,680 to \$2,040; average, \$1,860—			
Scientific aids.....	2 1,830.00		
Total average number of employees.....	3		
Total salaries and wages, field service.....	6,660.00		
<b>01 Total personal services.....</b>	<b>32,120.00</b>	<b>\$25,460.00</b>	<b>\$24,635.14</b>
Supplies and materials:			
0230 Fuel.....	240.00	240.00	217.13
0280 Sundry supplies.....	700.00	200.00	155.12
<b>02 Total supplies and materials.....</b>	<b>940.00</b>	<b>440.00</b>	<b>372.25</b>
06 Travel expenses.....	10,500.00	10,000.00	10,481.42
12 Repairs and alterations.....	3,000.00	3,000.00	3,261.00
30 Equipment.....	440.00	100.00	105.36
<b>Total.....</b>	<b>47,000.00</b>	<b>39,000.00</b>	<b>38,855.17</b>

*Standardization of Equipment, Bureau of Standards—*

Standardization of equipment: To enable the Bureau of Standards to cooperate with Government departments, engineers, and manufacturers in the establishment of standards, methods of testing, and inspection of instruments, equipment, tools, and electrical and mechanical devices used in the industries and by the Government, including the practical specification for quality and performance of such devices, and the formulation of methods of inspection, laboratory, and service tests, including personal services in the District of Columbia and in the field **[\$115,000]** \$130,000, of which amount not to exceed **[\$100,000]** \$114,000 may be expended for personal services in the District of Columbia (acts Mar. 3, 1901, vol. 31, p. 1449, secs. 1-10; Feb. 14, 1903, vol. 32, p. 826, sec. 4; Apr. 29, 1926, vol. 44, p. 359)

\$130,000.00

\$115,000.00

	Estimated expenditures, 1928 appropriation	Estimated expenditures, 1927 appropriation	Expended and obligated, 1926
<b>Departmental service:</b>			
Salaries—			
Professional service—	<i>Average—</i>	<i>Average—</i>	<i>Average—</i>
Grade 5, \$5,200 to \$6,000; average, \$5,600—	No. Salary	No. Salary	No. Salary
Senior scientists (1 chief division simplified practice).....	3 \$5,667	3 \$5,667	3 1/2 \$5,569
Grade 4, \$3,800 to \$5,000; average, \$4,400—			
Scientists.....	6 4,083	5 4,080	5 1/2 4,153
Grade 3, \$3,000 to \$3,600; average, \$3,300—			
Associate scientists.....	3 3,000	2 3,000	1 1/2 3,379
Grade 2, \$2,400 to \$3,000; average, \$2,700—			
Assistant scientists.....	3 2,400	2 2,400	1 2,400
Grade 1, \$1,860 to \$2,400; average, \$2,111.42—			
Junior scientists.....	2 1,980	1 2,100	1 2,100
Subprofessional service—			
Grade 7, \$2,100 to \$2,700; average, \$2,400—			
Principal laboratory mechanic.....			1 2,200
Grade 6, \$1,860 to \$2,400; average, \$2,111.42—			
Senior scientific aid.....			1 1,860
Senior laboratory mechanic.....			1 2,100
Grade 3, \$1,320 to \$1,680; average, \$1,500—			
Junior scientific aids.....	2 1,380	2 1,380	
Grade 2, \$1,140 to \$1,500; average, \$1,320—			
Underscientific helper.....	1 1,140	1 1,140	1 1,168
Grade 1, \$900 to \$1,260; average, \$1,080—			
Minor scientific helpers.....	2 930	2 930	
Clerical, administrative, and fiscal service—			
Grade 11, \$3,800 to \$5,000; average, \$4,400—			
Assistant chief business specialist.....	1 5,000	1 5,000	
Grade 9, \$3,000 to \$3,600; average, \$3,300—			
Senior administrative assistant.....	1 3,000	1 3,000	1 3,000
Grade 8, \$2,100 to \$2,700; average, \$2,400—			
Principal clerk-stenographer.....	1 2,100	1 2,100	1 2,100
Grade 5, \$1,860 to \$2,400; average, \$2,111.42—			
Senior clerk-stenographers.....	2 2,150	2 2,150	2 1/2 2,091
Grade 4, \$1,680 to \$2,040; average, \$1,860—			
Clerk-stenographers.....	4 1,785	4 1,785	1 1/2 1,697
Grade 3, \$1,500 to \$1,860; average, \$1,680—			
Assistant clerk-stenographers.....	10 1,559	8 1,573	7 1/2 1,592
Grade 2, \$1,320 to \$1,680; average, \$1,500—			
Junior clerk-stenographers.....	3 1,335	3 1,335	3 1,389
Grade 1, \$1,140 to \$1,500; average, \$1,320—			
Underclerks.....	5 1,176	5 1,176	2 1/2 1,172

*Estimates of appropriations required for the service of the fiscal year ending June 30, 1928—Continued*

General object (title of appropriation), date of acts, references to Statutes at Large, or to Revised Statutes, and estimated amount required for each detailed object				Total amount to be appropriated under each head of appropriation	Amount appropriated for the fiscal year ending June 30, 1927
<b>Standardization of Equipment, Bureau of Standards—Continued.</b>					
	Estimated expenditures, 1928 appropriation	Estimated expenditures, 1927 appropriation	Expended and obligated, 1926		
<b>Departmental service—Continued.</b>					
<b>Salaries—Continued.</b>					
<b>Custodial service—</b>					
Grade 8, \$1,860 to \$2,400; average, \$2,111.42—	<i>Average—</i>	<i>Average—</i>	<i>Average—</i>		
Principal mechanic	No. 1	No. 1	No. 1		
Grade 7, \$1,680 to \$2,040; average, \$1,860—					
Senior mechanic			1		
Grade 4, \$1,140 to \$1,500; average, \$1,320—					
Undermechanic			1		
Total average number of employees	49	43	34 1/2		
Total salaries, departmental service				86,828.88	
Deduct expenditures for personal services included in objects named below				1,200.00	
01 Total salaries, departmental service	\$114,000.00	\$100,000.00		85,628.88	
The difference between 1928 and 1927 is due to increase of force, \$14,000.					
<b>Supplies and materials:</b>					
0200 Stationery and office supplies	200.00	200.00		208.78	
0220 Scientific supplies	950.00	950.00		942.58	
0230 Fuel	150.00	150.00		200.00	
0282 Sundry supplies	350.00	350.00		527.02	
0290 Materials	2,500.00	2,000.00		3,335.83	
02 Total supplies and materials	4,150.00	3,650.00		5,214.21	
06 Travel expenses	6,000.00	6,000.00		6,410.63	
08 Mimeography, etc.	50.00	50.00		52.79	
10 Furnishing of heat, light, and power	750.00	750.00		1,500.00	
<b>Equipment:</b>					
3022 Scientific equipment	3,000.00	3,000.00		7,437.16	
3050 Other equipment	2,050.00	1,550.00		2,999.62	
30 Total equipment	5,050.00	4,550.00		10,436.78	
Total	130,000.00	115,000.00		109,243.29	
<b>Standard Materials, Bureau of Standards—</b>					
Standard materials: For purchase, preparation, analysis, and distribution of standard materials to be used in checking chemical analyses and in the testing of physical measuring apparatus, including personal services in the District of Columbia and in the field, \$10,000, of which amount not to exceed \$8,000 may be expended for personal services in the District of Columbia (acts Mar. 3, 1901, vol. 31, p. 1449, secs. 1-10; Feb. 14, 1903, vol. 32, p. 826, sec. 4; Apr. 29, 1926, vol. 44, p. 359)-----				\$10,000.00	\$10,000.00
	Estimated expenditures, 1928 appropriation	Estimated expenditures, 1927 appropriation	Expended and obligated, 1926		
<b>Departmental service:</b>					
<b>Salaries—</b>					
<b>Professional service—</b>					
Grade 4, \$3,800 to \$5,000; average, \$4,400—	<i>Average—</i>	<i>Average—</i>	<i>Average—</i>		
Scientist	No. 1	No. 1	No. 1		
Subprofessional service—					
Grade 6, \$1,680 to \$2,040; average, \$1,860—					
Laboratory mechanic	1	1	1		
Grade 4, \$1,500 to \$1,860; average, \$1,680—					
Assistant laboratory mechanic			1		
Clerical, administrative, and fiscal service—					
Grade 3, \$1,500 to \$1,860; average, \$1,680—					
Assistant clerk-stenographer			1		
Grade 1, \$1,140 to \$1,500; average, \$1,320—					
Underclerk	1	1	1		
Custodial service—					
Grade 3, \$1,020 to \$1,260; average, \$1,140—					
Senior laborer	1	1			
Total average number of employees	3 1/2	3 1/2	3 1/2		
01 Total salaries, departmental service	8,000.00	8,000.00		7,668.21	
<b>Supplies and materials:</b>					
0200 Stationery and office supplies	250.00	250.00		290.00	
0220 Scientific supplies	1,500.00	1,500.00		1,481.20	
02 Total supplies and materials	1,750.00	1,750.00		1,771.20	
06 Travel expenses	50.00	50.00		57.69	
07 Transportation of things	50.00	50.00		177.42	
30 Equipment	150.00	150.00		25.20	
Total	10,000.00	10,000.00		9,999.72	

*Estimates of appropriations required for the service of the fiscal year ending June 30, 1928—Continued*

General object (title of appropriation), date of acts, references to Statutes at Large, or to Revised Statutes, and estimated amount required for each detailed object				Total amount to be appropriated under each head of appropriation	Amount appropriated for the fiscal year ending June 30, 1927
<b>Investigation of Radioactive Substances and X Rays, Bureau of Standards—</b> Investigation of radioactive substances and X rays: For an investigation of radioactive substances and the methods of their measurements and testing; for investigations relative to the development of standard specifications for X-ray equipment and operation; for the investigation of the hazards of X-ray practice; for the testing and standardization of X-ray protective materials; for the standardization and design of X-ray testing equipment; for the determination of fundamental physical constants essential to X-ray diagnosis and therapy to X-ray analysis of materials and to other technical and scientific applications, including personal services in the District of Columbia and in the field, <b>[\$9,540]</b> \$29,540, of which amount not to exceed <b>[\$8,180]</b> \$22,180 may be expended for personal services in the District of Columbia (acts Mar. 3, 1901, vol. 31, p. 1449, secs. 1-10; Feb. 14, 1903, vol. 32, p. 826, sec. 4; Apr. 29, 1926, vol. 44, p. 859)				\$29, 540. 00	\$9, 540. 00
	Estimated expenditures, 1928 appropriation	Estimated expenditures, 1927 appropriation	Expended and obligated, 1926		
Departmental service:					
Salaries—					
Professional service—					
Grade 5, \$5,200 to \$6,000; average, \$5,600—	Average—	Average—	Average—		
Senior scientist.....	No. 1 Salary \$5,200	No. 1 Salary \$5,200	No. 1 Salary \$5,200		
Grade 4, \$3,800 to \$5,000; average, \$4,400—					
Scientist.....	1 3,800	1 3,800			
Grade 3, \$3,000 to \$3,600; average, \$3,300—					
Associate scientist.....	1 3,000				
Grade 2, \$2,400 to \$3,000; average, \$2,700—					
Assistant scientist.....	1 2,400				
Grade 1, \$1,860 to \$2,400; average, \$2,111.42—					
Junior scientists.....	2½ 1,967	1½ 1,948	2 1,967		
Subprofessional service—					
Grade 6, \$1,860 to \$2,400; average, \$2,111.42—					
Senior laboratory mechanic.....	1 1,860		½ 2,000		
Clerical, administrative, and fiscal service—					
Grade 3, \$1,500 to \$1,860; average, \$1,680—					
Assistant clerk-stenographer.....	1 1,500		½ 1,500		
Grade 1, \$1,140 to \$1,500; average, \$1,320—					
Underclerk.....			1 1,165		
Total average number of employees.....	8½	2½	4½		
Total salaries, departmental service.....	22,180.00		8,882.03		
Deduct expenditures for personal services included in objects named below.....	1,100.00		600.00		
01 Total salaries, departmental service.....	21,080.00	8,180,000	8,282.03		
The difference between 1928 and 1927 is due to increase of force, \$14,000.					
Supplies and materials:					
0220 Scientific supplies.....	1,000.00	500.00	656.96		
0290 Materials.....	500.00	250.00	302.31		
02 Total supplies and materials.....	1,500.00	750.00	959.27		
06 Travel expenses.....	450.00	50.00	43.71		
30 Equipment.....	6,510.00	560.00	1,376.26		
Total.....	29,540.00	9,540.00	10,661.37		
<b>Investigation of Automotive Engines, Bureau of Standards—</b> Investigation of automotive engines: For the promotion of economy and efficiency in automotive transportation by land and by air through investigations of the basic principles underlying the design, performance, operation, and testing of automotive engines, their fuels, lubricants, accessories, and the power-transmitting system used in connection with them, also such elements as brakes and brake linings; to promote economy in the use of liquid fuels and safety in vehicular traffic, including personal services in the District of Columbia and in the field, \$25,000, of which amount not to exceed \$20,680 may be expended for personal services in the District of Columbia (acts Mar. 3, 1901, vol. 31, p. 1449, secs. 1-10; Feb. 14, 1903, vol. 32, p. 826, sec. 4; Apr. 29, 1926, vol. 44, p. 359)				25, 000. 00	25, 000. 00

	Estimated expenditures, 1928 appropriation	Estimated expenditures, 1927 appropriation	Expended and obligated, 1926
Departmental service:			
Salaries—			
Professional service—			
Grade 5, \$5,200 to \$6,000; average, \$5,600—	Average— No. 1 Salary \$5,200	Average— No. 1 Salary \$5,200	Average— No. 1 Salary \$5,200
Senior scientist.....	1 3,800	1 3,200	½ 3,800
Grade 4, \$3,800 to \$5,000; average, \$4,400—			
Scientist.....	½ 3,200	½ 3,200	½ 3,030
Grade 3, \$3,000 to \$3,600; average, \$3,300—			
Associate scientist.....	1 2,500	1 2,500	
Grade 2, \$2,400 to \$3,000; average, \$2,700—			
Assistant scientist.....	1 2,100	1 2,100	1 2,175
Grade 1, \$1,860 to \$2,400; average, \$2,111.42—			
Junior scientist.....			



*Estimates of appropriations required for the service of the fiscal year ending June 30, 1928—Continued*

General object (title of appropriation), date of acts, references to Statutes at Large, or to Revised Statutes, and estimated amount required for each detailed object

Total amount to be appropriated under each head of appropriation

Amount appropriated for the fiscal year ending June 30, 1927

*Investigation of Automotive Engines, Bureau of Standards—Continued.*

	Estimated expenditures, 1928 appropriation	Estimated expenditures, 1927 appropriation	Expended and obligated, 1926
Departmental service—Continued.			
Salaries—Continued.			
Subprofessional service—			
Grade 7, \$2,100 to \$2,700; average, \$2,400—			
Principal scientific aid	Average— No. 1 Salary \$2,300	Average— No. 1 Salary \$2,300	Average— No. 1 Salary \$2,400
Principal laboratory mechanic	1 2,150	1 2,150	1 2,100
Grade 6, \$1,860 to \$2,400; average, \$2,111.42—			
Senior laboratory mechanic	1 1,840	1 1,840	1 1,750
Grade 5, \$1,680 to \$2,040; average, \$1,860—			
Laboratory mechanics	1 1,500	1 1,500	
Grade 4, \$1,500 to \$1,860; average, \$1,680—			
Assistant scientific aid	1 1,200	1 1,200	1 1,140
Grade 2, \$1,140 to \$1,500; average, \$1,320—			
Under scientific helper		1 900	
Grade 1, \$900 to \$1,260; average, \$1,080—			
Minor scientific helper			
Clerical, administrative, and fiscal service—			
Grade 4, \$1,680 to \$2,040; average, \$1,860—			
Clerk-stenographer		1 1,740	1 1,740
Grade 2, \$1,320 to \$1,680; average, \$1,500—			
Junior clerk	1 1,440	1 1,440	1 1,440
Custodial service—			
Grade 3, \$1,020 to \$1,260; average, \$1,140—			
Minor mechanic	1 1,260	1 1,260	
Grade 2, \$900 to \$1,140; average, \$1,020—			
Junior laborer	1 1,050	1 1,050	1 990
Total average number of employees	9 1/2	10 1/2	8 1/2
Total salaries, departmental service	20,680.00	20,680.00	20,038.77
Deduct expenditures for personal services included in objects named below	900.00	1,260.00	2,800.00
01 Total salaries departmental service	19,780.00	19,420.00	17,238.77
Supplies and materials:			
0220 Scientific supplies	500.00	500.00	798.47
0230 Fuel	350.00	350.00	535.80
0280 Sundry supplies	200.00	200.00	207.22
0290 Materials	200.00	200.00	235.45
02 Total supplies and materials	1,250.00	1,250.00	1,776.49
06 Travel expenses	800.00	800.00	915.04
10 Furnishing of heat, light, and power	300.00	300.00	500.00
12 Repairs and alterations	50.00	50.00	46.22
30 Equipment	2,820.00	3,180.00	4,493.90
Total	25,000.00	25,000.00	24,970.87

*Investigation of Dental Materials, Bureau of Standards—*

To investigate the physical and chemical properties of dental materials, including the method of their application and the causes of deterioration of such materials in service, for the purpose of developing standards of quality and standard methods of test, including personal services in the District of Columbia and in the field, \$5,000, of which amount not to exceed \$4,500 may be expended for personal services in the District of Columbia (submitted)

\$5,000.00

	Estimated expenditures, 1928 appropriation	Estimated expenditures, 1927 appropriation	Expended and obligated, 1926
Departmental service:			
Salaries—			
Professional service—			
Grade 3, \$3,000 to \$3,600; average, \$3,300—			
Associate scientist	Average— No. 1 Salary \$3,000	Average— No. 1 Salary	Average— No. 1 Salary
Subprofessional service—			
Grade 4, \$1,500 to \$1,860; average, \$1,680—			
Assistant scientific aid	1 1,500		
Total average number of employees	2		
01 Total salaries, departmental service	4,500		
02 Supplies and materials	250		
30 Equipment	250		
Total	5,000		

*Building for Power Plant, Bureau of Standards—*

For the erection of a suitable fireproof power-plant building, on the present site of the Bureau of Standards in the District of Columbia, at a cost not to exceed \$200,000, as authorized in the act entitled "An act authorizing the construction by the Secretary of Commerce of a power-plant building on the present site of the Bureau of Standards in the District of Columbia," approved June 26, 1926, including contract architectural services, \$200,000, to be immediately available (act June 26, 1926, vol. 44, p. 773) (submitted)

200,000.00

3210 Structures: Expenditure—1928, \$200,000.

Appropriation for 1927 not asked for 1928: Master track scale and test-car depot

\$50,000.00

*Estimates of appropriations required for the service of the fiscal year ending June 30, 1928—Continued*

General object (title of appropriation), date of acts, references to Statutes at Large, or to Revised Statutes, and estimated amount required for each detailed object				Total amount to be appropriated under each head of appropriation	Amount appropriated for the fiscal year ending June 30, 1927
<p>During the fiscal year [1927] 1928 the head of any department or independent establishment of the Government having funds available for scientific investigations and requiring cooperative work by the Bureau of Standards on scientific investigations within the scope of the functions of that bureau, and which the Bureau of Standards is unable to perform within the limits of its appropriations, may, with the approval of the Secretary of Commerce, transfer to the Bureau of Standards such sums as may be necessary to carry on such investigations. The Secretary of the Treasury shall transfer on the books of the Treasury Department any sums which may be authorized hereunder, and such amounts shall be placed to the credit of the Bureau of Standards for the performance of work for the department or establishment from which the transfer is made, including, where necessary, compensation for personal services in the District of Columbia and in the field.</p>					
Total, Bureau of Standards				\$2, 175, 235. 00	\$1, 940, 385. 00
BUREAU OF LIGHTHOUSES					
Salaries, Bureau of Lighthouses—					
Salaries: For the commissioner and other personal services in the District of Columbia in accordance with the classification act of 1923 ( <i>act Apr. 29, 1928, vol. 44, p. 359</i> )				94, 250. 00	89, 880. 00
	Estimated expenditures, 1928 appropriation	Estimated expenditures, 1927 appropriation	Expended and obligated, 1926		
Departmental service:					
Salaries—					
Professional and scientific service—	Average—	Average—	Average—		
Grade 6, \$6,000 to \$7,500; average, \$6,750—	No. 1 Salary \$7,500	No. 1 Salary \$7,000	No. 1 Salary \$6,500		
Chief engineer (commissioner).....					
Grade 5, \$5,200 to \$6,000; average, \$5,600—					
Senior engineers (deputy commissioner, chief constructing engineer, and superintendent of naval construction).....	3 5,600	3 5,600	3 5,533		
Grade 4, \$3,800 to \$5,000; average, \$4,400—					
Engineers.....	3 3,867	1½ 4,000	1½ 4,000		
Grade 3, \$3,000 to \$3,600; average, \$3,300—					
Associate engineer.....	1 3,000	1 3,300	1 3,300		
Grade 2, \$2,400 to \$3,000; average, \$2,700—					
Assistant engineers.....	2 2,550	2 2,650	2 2,650		
Subprofessional service—					
Grade 7, \$2,100 to \$2,700; average, \$2,400—					
Principal engineer draftsman.....	1 2,400	1 2,300	1 2,300		
Grade 5, \$1,680 to \$2,040; average, \$1,860—					
Engineer draftsmen.....	1½ 1,680	1 1,980	1 1,980		
Clerical, administrative, and fiscal service—					
Grade 9, \$3,000 to \$3,600; average, \$3,300—					
Senior administrative assistant (chief clerk).....	1 3,500	1 3,400	1 3,300		
Grade 8, \$2,700 to \$3,300; average, \$3,000—					
Administrative assistant (chief of financial division).....	1 3,000	1 2,800	1 2,720		
Grade 7, \$2,400 to \$3,000; average, \$2,700—					
Junior administrative assistant (chief of law and property division).....	1 2,800	1 2,800	1 2,700		
Grade 6, \$2,100 to \$2,700; average, \$2,400—					
Principal clerks (chief of division and assistant chief of division).....	2 2,400	2 2,400	2 2,300		
Grade 5, \$1,860 to \$2,400; average, \$2,130—					
Senior clerk-stenographer (secretary of commissioner).....	1 1,920	1 1,920	1 1,920		
Senior clerk (assistant chief of division).....	1 2,000	1 2,000	1 1,960		
Clerk-stenographer.....	1 1,920	1 1,920	1 1,872		
Grade 4, \$1,680 to \$2,040; average, \$1,860—					
Clerks (chief of division and assistant chief of division).....	2 1,860	2 1,860	2 1,860		
Grade 3, \$1,500 to \$1,860; average, \$1,680—					
Assistant clerk-stenographers.....	3 1,605	3 1,640	3 1,600		
Assistant clerk.....	1 1,605	1 1,680	1 1,620		
Grade 2, \$1,320 to \$1,680; average, \$1,500—					
Junior clerks.....	9 1,407	8½ 1,416	8½ 1,391		
Grade 1, \$1,140 to \$1,500; average, \$1,320—					
Underclerk.....		½ 1,140	½ 1,140		
Custodial service—					
Grade 3, \$1,020 to \$1,260; average, \$1,140—					
Messengers.....	2 1,118	2 1,110	2 1,110		
Grade 1, \$600 to \$780; average, \$690—					
Junior messenger.....	1 630	½ 630	½ 600		
Total average number of employees.....	38½	36½	36½		
Total salaries, departmental service.....	94, 250	89, 874	88, 244		
The difference between 1928 and 1927 is due to—					
Increase in force.....	\$3, 800				
Increase in salaries.....	576				
Total increase.....	4, 370				

*Estimates of appropriations required for the service of the fiscal year ending June 30, 1928—Continued*

General object (title of appropriation), date of acts, references to Statutes at Large, or to Revised Statutes, and estimated amount required for each detailed object	Total amount to be appropriated under each head of appropriation	Amount appropriated for the fiscal year ending June 30, 1927
<b>General Expenses, Lighthouse Service—</b> General expenses: For supplies, including replacement of and necessary additions to existing equipment, repairs, maintenance, and incidental expenses of lighthouses and other lights, beacons, buoyage, fog signals, lighting of rivers heretofore authorized to be lighted, light vessels, other aids to navigation, and lighthouse tenders, including the establishment, repair, and improvement of beacons and day marks, and purchase of land for same; establishment of post lights, buoys, submarine signals, and fog signals; establishment of oil or carbide houses, not to exceed \$10,000: <i>Provided</i> , That any oil or carbide house erected hereunder shall not exceed \$1,000 in cost; construction of necessary outbuildings at a cost not exceeding \$1,000 at any one light station in any fiscal year; improvement of grounds and buildings connected with light stations and depots; restoring light stations and depots and buildings connected therewith: <i>Provided further</i> , That such restoration shall be limited to the original purpose of the structures; wages of persons attending post lights; temporary employees and field force while engaged on works of general repair and maintenance, and laborers and mechanics at lighthouse depots; rations and provisions or commutation thereof for working parties in the field, officers and crews of light vessels and tenders, and officials and other authorized persons of the Lighthouse Service, on duty on board of such tenders or vessels, and money accruing from commutation for rations and provisions for the above-named persons on board of tenders and light vessels or in working parties in the field may be paid on proper vouchers to the person having charge of the mess of such vessel or party; not exceeding \$2,000 for packing, crating, and transporting personal household effects of employees when transferred from one official station to another for permanent duty; purchase of rubber boots, oilskins, rubber gloves, and coats, caps, and aprons for steward's departments on vessels; reimbursement under rules prescribed by the Secretary of Commerce of keepers of light stations and masters of light vessels and of lighthouse tenders for rations and provisions and clothing furnished shipwrecked persons who may be temporarily provided for by them, not exceeding in all \$5,000 in any fiscal year; fuel, light, and rent of quarters where necessary for keepers of lighthouses; purchase of land sites for fog signals; rent of necessary ground for all such lights and beacons as are for temporary use or to mark changeable channels and which in consequence can not be made permanent; rent of offices, depots, and wharves; traveling expenses, including travel for the examinations authorized by the act entitled, "An act to provide for retirement for disability in the Lighthouse Service," approved March 4, 1925; mileage; library books for light stations and vessels, and technical books and periodicals not exceeding \$1,000; travel and subsistence expenses of teachers while actually employed by States or private persons to instruct the children of keepers of lighthouses; all other contingent expenses of district offices and depots, including the purchase of provisions for sale to lighthouse keepers at isolated stations, and the appropriation reimbursed, and not exceeding \$8,500 for contingent expenses of the office of the Bureau of Lighthouses in the District of Columbia ( <i>act Apr. 29, 1926, vol. 44, p. 360</i> )	\$4, 275, 000. 00	\$4, 240, 000. 00

	Estimated expenditures, 1928 appropriation		Estimated expenditures, 1927 appropriation		Expended and obligated, 1926	
	Average—		Average—		Average—	
	No.	Salary	No.	Salary	No.	Salary
Field service:						
Salaries and wages—						
Light attendants.....	10	\$1, 512	9	\$1, 512	9	\$1, 512
Lamplighters.....	1, 639	176	1, 624	176	1, 626	176
Boilermaker, assistant foreman.....	1	2, 717	1	2, 717	1	2, 717
Boilermakers, leader.....	4	2, 379	4	2, 379	4	2, 379
Boilermakers.....	24	2, 210	22	2, 210	20	2, 210
Boilermaker, helper.....	1	1, 077	1	1, 077	1	1, 077
Blacksmith, foreman.....	1	3, 287	1	3, 287	1	3, 287
Blacksmiths.....	16	2, 068	15	2, 068	14	2, 068
Blacksmiths' helpers.....	13	1, 474	13	1, 474	13	1, 474
Boat builder, leader.....	1	2, 504	1	2, 504	1	2, 504
Boat builders.....	10	1, 978	10	1, 978	9	1, 978
Carpenters, foremen.....	2	2, 661	2	2, 661	2	2, 661
Carpenters, machine.....	2	2, 254	2	2, 254	2	2, 254
Carpenters.....	56	1, 927	56	1, 927	50	1, 927
Carpenters, junior.....	2	1, 528	2	1, 528	2	1, 528
Carpenter, helper.....	1	1, 353	1	1, 353	1	1, 353
Chauffeurs.....	3	1, 766	3	1, 766	3	1, 766
Concrete worker.....	1	1, 628	1	1, 628	1	1, 628
Electrician, radio.....	1	2, 520	1	2, 520	1	2, 520
Electricians.....	3	2, 326	3	2, 326	3	2, 326
Engineer.....	1	2, 400	1	2, 400	1	2, 400
Engineers, assistant.....	1	2, 085	3	2, 085	3	2, 085
Engineer, hoisting.....	4	2, 040	1	2, 040	1	2, 040
Firemen.....	4	1, 628	4	1, 628	4	1, 628
Foremen.....	29	2, 145	29	2, 145	28	2, 145
Helpers, general.....	9	1, 454	9	1, 454	8	1, 454
Laborer, foreman.....	1	2, 348	1	2, 348	1	2, 348
Laborers, skilled.....	11	1, 341	11	1, 341	10	1, 341

## Estimates of appropriations required for the service of the fiscal year ending June 30, 1928—Continued

General object (title of appropriation), date of acts, references to Statutes at Large, or to Revised Statutes, and estimated amount required for each detailed object				Total amount to be appropriated under each head of appropriation	Amount appropriated for the fiscal year ending June 30, 1927
<i>General Expenses, Lighthouse Service—Continued.</i>					
	Estimated expenditures, 1928 appropriation	Estimated expenditures, 1927 appropriation	Expended and obligated, 1926		
Field service—Continued.					
Salaries and wages—Continued.					
	Average— No. Salary	Average— No. Salary	Average— No. Salary		
Laborers.....	5 \$877	4 \$877	4 \$877		
Lamp makers.....	3 2,254	3 2,254	3 2,254		
Masons.....	3 2,254	3 2,254	3 2,254		
Master mechanics.....	4 2,562	4 2,562	4 2,562		
Mechanicians.....	8 2,347	8 2,347	8 2,347		
Mechanics, general.....	3 1,772	3 1,772	3 1,772		
Machinist, assistant foreman.....	1 2,974	1 2,974	1 2,974		
Machinist, foreman.....	1 3,130	1 3,130	1 3,130		
Machinists, marine, leader.....	2 2,379	2 2,379	2 2,379		
Machinists, marine.....	6 2,254	6 2,254	6 2,254		
Machinists, leader.....	3 2,363	3 2,363	3 2,363		
Machinists.....	29 1,984	29 1,984	28 1,984		
Machinists' helpers.....	6 1,485	6 1,485	6 1,485		
Packer, foreman.....	1 1,800	1 1,800	1 1,800		
Packer, assistant.....	1 1,740	1 1,740	1 1,740		
Packers.....	8 1,609	8 1,609	8 1,609		
Painters.....	2 1,989	2 1,989	2 1,989		
Pattern maker.....	1 2,404	1 2,404	1 2,404		
Pile drivers.....	2 2,100	2 2,100	2 2,100		
Pipe fitters.....	3 2,254	3 2,254	3 2,254		
Plumber.....	1 2,379	1 2,379	1 2,379		
Rivet beaters.....	5 1,453	5 1,453	5 1,453		
Rivet holders.....	21 1,582	21 1,582	19 1,582		
Sailmakers.....	2 2,217	2 2,217	2 2,217		
Sailmaker, junior.....	1 1,428	1 1,428	1 1,428		
Sheet-metal worker.....	1 2,160	1 2,160	1 2,160		
Spar-buoy maker.....	1 1,878	1 1,878	1 1,878		
Spinners.....	3 2,206	3 2,206	3 2,206		
Tinsmiths.....	3 2,254	3 2,254	3 2,254		
Tinsmith, junior.....	1 2,179	1 2,179	1 2,179		
Tinsmith helper.....	1 1,603	1 1,603	1 1,603		
Tool keeper.....	1 1,628	1 1,628	1 1,628		
Welders, arc.....	5 2,070	5 2,070	4 2,070		
Welder, arc, junior.....	1 2,179	1 2,179	1 2,179		
Welder, gas.....	1 2,254	1 2,254	1 2,254		
Woodworker helper.....	1 1,453	1 1,453	1 1,453		
Yardmen.....	2 1,560	2 1,560	2 1,560		
Temporary labor.....	420,000	420,000	403,637		
Total average number of employees.....	1,994	1,973	1,958		
Total salaries and wages, field service.....	1,393,600.00	1,380,000.00	1,331,729.11		
The difference between 1928 and 1927 is due to increase in force, \$13,600.					
Deduct expenditures for personal services included in objects named below.....	862,100.00	860,000.00	815,088.00		
01 Net salaries and wages, field service.....	531,500.00	520,000.00	516,641.11		
Supplies and materials:					
0200 Stationery and office supplies.....	3,700.00	3,700.00	3,430.63		
0210 Medical and hospital supplies.....	1,700.00	2,400.00	2,391.36		
0220 Scientific and educational supplies.....	400.00	400.00	341.90		
0230 Fuel.....	853,000.00	814,000.00	806,193.41		
0240 Wearing apparel and sewing supplies.....	2,600.00	2,800.00	2,788.07		
0250 Forage and other supplies for animals.....	500.00	500.00	381.87		
0260 Provisions.....	1,700.00	2,400.00	2,123.94		
0270 Powder, projectiles, explosives, pyrotechnic supplies, and components thereof.....	100.00	100.00	4.28		
0280 Sundry supplies.....	260,300.00	260,300.00	216,127.22		
0290 Materials.....	264,500.00	270,000.00	238,306.20		
02 Total supplies and materials.....	1,388,500.00	1,356,600.00	1,272,057.88		
03 Subsistence and support of persons (service).....	455,000.00	454,700.00	450,280.48		
Communication service:					
0500 Telegraph service.....	2,500.00	3,000.00	2,939.75		
0510 Telephone service.....	11,300.00	11,500.00	11,209.85		
0520 Other communication service (postage).....	200.00	200.00	217.50		
05 Total communication service.....	14,000.00	14,700.00	14,367.10		
06 Travel expenses.....	43,000.00	43,000.00	38,212.32		
07 Transportation of things (service).....	86,000.00	88,000.00	82,663.68		
08 Photographing and making photographs and prints.....	1,000.00	1,000.00	992.05		
09 Advertising and publication of notices (service).....	500.00	500.00	429.75		
10 Furnishing of heat, light, power, water, electricity (service).....	46,000.00	50,000.00	50,646.96		
Rents:					
1100 Rent of buildings and structures.....	12,000.00	13,000.00	13,478.00		
1110 Other rents.....	6,500.00	6,000.00	5,757.70		
11 Total rents.....	18,500.00	19,000.00	19,235.70		
12 Repairs and alterations.....	1,050,000.00	1,050,000.00	964,841.35		
13 Special and miscellaneous current expenses.....	13,000.00	22,000.00	21,745.01		
22 Burial expenses.....			58.33		

## Estimates of appropriations required for the service of the fiscal year ending June 30, 1928—Continued

General object (title of appropriation), date of acts, references to Statutes at Large, or to Revised Statutes, and estimated amount required for each detailed object				Total amount to be appropriated under each head of appropriation	Amount appropriated for the fiscal year ending June 30, 1927
<b>General Expenses, Lighthouse Service—Continued.</b>					
	Estimated expenditures, 1928 appropriation	Estimated expenditures, 1927 appropriation	Expended and obligated, 1926		
Equipment:					
3010 Furniture, furnishings, and fixtures.....	\$39,500.00	\$37,500.00	\$35,039.93		
3020 Educational, scientific, and recreational equipment.....	100.00	100.00	33.18		
3050 Other equipment.....	475,400.00	490,400.00	482,805.43		
30 Total equipment.....	520,000.00	528,000.00	517,878.54		
31 Land and interests in land.....	500.00				
Structures and parts and nonstructural improvements to land (including fixed equipment):					
3210 Other structures.....	100,000.00	92,500.00	81,037.38		
3220 Nonstructural improvements.....	7,500.00				
Total structures and nonstructural improvements.....	107,500.00	92,500.00	81,037.38		
33 Stores purchased for resale.....			86.12		
Total.....	4,275,000.00	4,240,000.00	4,031,182.76		

**Salaries, Keepers of Lighthouses—**

Keepers of lighthouses: For salaries of not exceeding one thousand eight hundred lighthouse and fog-signal keepers and persons attending lights exclusive of post lights (*act Apr. 29, 1926, vol. 44, p. 360*)-----

\$1,960,000.00

\$1,970,000.00

	Estimated expenditures, 1928 appropriation	Estimated expenditures, 1927 appropriation	Expended and obligated, 1926
Field service—			
Salaries and wages—			
Lighthouse keepers—			
Salary range, \$1,800 to \$2,220; average, \$2,040.....	<i>Average—</i> No. 1 Salary \$1,985	<i>Average—</i> No. 1 Salary \$1,985	<i>Average—</i> No. 1 Salary \$1,925
Salary range, \$1,800 to \$2,160; average, \$1,980.....	2 1,982	2 1,982	2 1,872
Salary range, \$1,740 to \$2,100; average, \$1,920.....	1 1,884	1 1,884	1 1,824
Salary range, \$1,680 to \$2,040; average, \$1,860.....	28 1,814	28 1,794	27 1,784
Salary range, \$1,620 to \$1,980; average, \$1,800.....	67 1,735	68 1,715	67 1,700
Salary range, \$1,560 to \$1,920; average, \$1,740.....	136 1,675	140 1,660	139 1,645
Salary range, \$1,500 to \$1,860; average, \$1,680.....	178 1,620	179 1,609	180 1,599
Salary range, \$1,440 to \$1,800; average, \$1,620.....	275 1,570	275 1,558	275 1,548
Salary range, \$1,380 to \$1,740; average, \$1,560.....	253 1,500	256 1,490	257 1,480
Salary range, \$1,320 to \$1,680; average, \$1,500.....	226 1,440	228 1,431	228 1,421
Salary range, \$1,260 to \$1,620; average, \$1,440.....	138 1,385	140 1,380	141 1,369
Salary range, \$1,200 to \$1,560; average, \$1,380.....	21 1,360	21 1,355	22 1,350
Salary range, \$1,140 to \$1,500; average, \$1,320.....	31 1,250	32 1,244	32 1,244
Salary range, \$1,080 to \$1,440; average, \$1,260.....	1 1,187	1 1,187	1 1,187
Salary range, \$1,020 to \$1,380; average, \$1,200.....	1 1,133	1 1,133	1 1,133
Lamplighters—			
Salary range, \$60 to \$1,500; average, \$780.....	188 345	198 345	202 340
Light attendants—			
Salary range, \$780 to \$2,400; average, \$1,500.....	15 1,394	15 1,394	15 1,394
Laborers in charge—			
Salary range, \$60 to \$600; average, \$330.....	11 408	11 408	11 408
Total average number of employees.....	1,573	1,597	1,602 1/2
Total salaries and wages, field service.....	2,178,640.00	2,188,640.00	2,175,175.65
Deduct allowances for subsistence, lodging, etc.....	218,640.00	218,640.00	218,640.00
01 Total personal services, cash payment, salaries, and wages.....	1,960,000.00	1,970,000.00	1,956,535.65
Difference between 1928 and 1927 is due to—			
Decrease in force.....	\$19,778		
Increase in salaries.....	9,778		
Net decrease.....	10,000		

**Salaries, Lighthouse Vessels—**

Lighthouse vessels: For salaries and wages of officers and crews of light vessels and lighthouse tenders, including temporary employment when necessary (*act Apr. 29, 1926, vol. 44, p. 360*)-----

2,273,000.00

2,245,000.00

	Estimated expenditures, 1928 appropriation	Estimated expenditures, 1927 appropriation	Expended and obligated, 1926
Field service:			
Salaries and wages—			
Salary range, \$3,300 to \$3,900; average, \$3,600—			
Captains.....	<i>Average—</i> No. 12 Salary \$3,404	<i>Average—</i> No. 12 Salary \$3,404	<i>Average—</i> No. 12 Salary \$3,404
Masters.....	2 3,365	2 3,365	2 3,365
Salary range, \$3,000 to \$3,600; average, \$3,300—			
Masters.....	25 3,171	25 3,171	25 3,171
Master and pilot.....	1 3,237	1 3,237	1 3,237
Chief engineers.....	4 3,093	4 3,093	4 3,093
Engineers.....	2 3,006	2 3,006	2 3,006

## Estimates of appropriations required for the service of the fiscal year ending June 30, 1928—Continued

General object (title of appropriation), date of acts, references to Statutes at Large, or to Revised Statutes, and estimated amount required for each detailed object				Total amount to be appropriated under each head of appropriation	Amount appropriated for the fiscal year ending June 30, 1927
<b>Salaries, Lighthouse Vessels—Continued.</b>					
	Estimated expenditures, 1928 appropriation	Estimated expenditures, 1927 appropriation	Expended and obligated, 1926		
Field service—Continued.					
Salaries and wages—Continued.					
Salary range, \$2,700 to \$3,300; average, \$3,000—	Average—	Average—	Average—		
	No. Salary	No. Salary	No. Salary		
Masters.....	5 \$2,765	5 \$2,765	5 \$2,765		
Master and pilot.....	1 2,757	1 2,757	1 2,757		
Chief engineers.....	6 2,945	6 2,945	6 2,945		
Engineers.....	18 2,871	18 2,871	18 2,871		
Salary range, \$2,400 to \$3,000; average, \$2,700—					
Masters.....	25 2,600	24 2,530	21 2,530		
First officers.....	8 2,486	8 2,426	8 2,426		
Engineers.....	23 2,542	23 2,502	22 2,502		
Assistant engineers.....	7 2,481	7 2,421	7 2,421		
Salary range, \$2,100 to \$2,700; average, \$2,400—					
Masters.....	30 2,378	30 2,311	30 2,311		
First officers.....	33 2,335	33 2,272	32 2,272		
Second officers.....	26 2,146	26 2,146	25 2,146		
Third officer.....	1 2,215	1 2,215	1 2,215		
Mate and pilot.....	1 2,397	1 2,397	1 2,397		
Mates.....	36 2,275	35 2,245	34 2,245		
Engineers.....	35 2,336	34 2,256	32 2,256		
Assistant engineers.....	78 2,243	78 2,213	77 2,213		
Radio operators.....	1 2,165	1 2,165	1 2,165		
Salary range, \$1,800 to \$2,400; average, \$2,100—					
Masters.....	9 2,045	9 1,978	9 1,978		
Second officers.....	7 2,044	7 2,044	7 2,044		
Mates.....	14 2,033	14 2,033	13 2,033		
Engineers.....	14 2,009	14 1,966	14 1,966		
Assistant engineers.....	23 1,942	21 1,942	20 1,942		
Quartermaster carpenter.....	1 1,917	1 1,917	1 1,917		
Salary range, \$1,680 to \$2,040; average, \$1,860—					
First officer.....	1 1,565	1 1,565	1 1,565		
Mates.....	7 1,784	7 1,784	7 1,784		
Assistant engineers.....	4 1,810	4 1,810	4 1,810		
Quartermaster carpenter.....	1 1,737	1 1,737	1 1,737		
Salary range, \$1,500 to \$1,860; average, \$1,680—					
Yeoman.....	1 1,694	1 1,677	1 1,677		
Radio operators.....	60 1,675	60 1,675	59 1,675		
Boatswain.....	1 1,576	1 1,576	1 1,576		
Stewards.....	5 1,677	5 1,677	5 1,677		
Cooks.....	9 1,647	9 1,647	9 1,647		
Salary range, \$1,320 to \$1,680; average, \$1,500—					
Quartermasters.....	15 1,377	15 1,377	14 1,377		
Boatswain.....	1 1,456	1 1,456	1 1,456		
Oilers, senior.....	2 1,419	2 1,419	2 1,419		
Oilers.....	13 1,373	13 1,373	13 1,373		
Seaman.....	1 1,403	1 1,403	1 1,403		
Stewards.....	27 1,398	27 1,398	27 1,398		
Cooks.....	26 1,407	25 1,407	24 1,407		
Salary range, \$1,140 to \$1,500; average, \$1,320—					
Quartermasters.....	19 1,156	19 1,156	19 1,156		
Carpenter.....	1 1,239	1 1,239	1 1,239		
Boatswains.....	3 1,203	3 1,203	3 1,203		
Oilers.....	20 1,198	20 1,198	19 1,198		
Seamen.....	117 1,212	116 1,212	115 1,212		
Deck bands, leading.....	2 1,167	2 1,167	2 1,167		
Firemen, first class.....	16 1,298	16 1,298	16 1,298		
Firemen.....	7 1,223	7 1,223	7 1,223		
Steward.....	1 1,156	1 1,156	1 1,156		
Cooks.....	73 1,256	73 1,256	72 1,256		
Second cooks.....	4 1,259	4 1,259	4 1,259		
Salary range, \$1,020 to \$1,260; average, \$1,140—					
Quartermasters.....	71 1,062	71 1,062	71 1,062		
Shipkeeper.....	1 1,077	1 1,077	1 1,077		
Winchmen.....	3 1,118	3 1,118	3 1,118		
Boatswains.....	12 1,123	12 1,123	12 1,123		
Oiler, senior.....	1 1,119	1 1,119	1 1,119		
Oilers.....	77 1,092	75 1,092	74 1,092		
Seamen.....	18 1,072	18 1,072	18 1,072		
Deckhands.....	16 1,038	16 1,038	16 1,038		
Firemen, first class.....	117 1,042	117 1,042	116 1,042		
Firemen, second class.....	9 1,137	9 1,137	9 1,137		
Firemen.....	117 1,069	115 1,069	113 1,069		
Steward.....	1 1,077	1 1,077	1 1,077		
Mess attendants.....	8 1,077	8 1,077	8 1,077		
Salary range, \$900 to \$1,140; average, \$1,020—					
Seamen.....	418 974	418 974	413 974		
Firemen, first class.....	7 960	7 960	7 960		
Firemen, second class.....	9 954	9 954	9 954		
Firemen.....	3 999	3 999	3 999		
Steward.....	1 1,017	1 1,017	1 1,017		
Mess attendants.....	14 927	14 927	14 927		
Salary range, \$780 to \$1,020; average, \$900—					
Firemen, second class.....	3 819	3 819	3 819		
Steward.....	1 813	1 813	1 813		
Mess attendants.....	65 822	65 822	64 822		
Longevity.....	672 60	672 60	671 60		
	274 120	274 120	270 120		
Total average number of employees (exclusive longevity items).....	2,808 1/2	2,797 1/2	2,764 1/2		
Total salaries and wages, field service.....	2,728,000.00	2,665,000.00	2,648,911.67		
Deduct allowances for subsistence, lodging, etc.....	455,000.00	450,000.00	445,736.00		
01 Total personal services, cash payment.....	2,273,000.00	2,245,000.00	2,203,175.67		
Difference between 1928 and 1927 is due to—					
Increase in force.....	\$18,036				
Increase in salaries.....	9,964				
Total increase.....	28,000				

## Estimates of appropriations required for the service of the fiscal year ending June 30, 1928—Continued

General object (title of appropriation), date of acts, references to Statutes at Large, or to Revised Statutes, and estimated amount required for each detailed object				Total amount to be appropriated under each head of appropriation	Amount appropriated for the fiscal year ending June 30, 1927
<b>Salaries, Lighthouse Service—</b> Superintendents, clerks, and so forth: For salaries of seventeen superintendents of lighthouses, and of assistant superintendents, clerks, draftsmen, and other authorized permanent employees in the district offices and depots of the Lighthouse Service, exclusive of those regularly employed in the office of the Bureau of Lighthouses, District of Columbia ( <i>act Apr. 29, 1926, vol. 44, pp. 360-361</i> )				\$570, 000. 00	\$565, 000. 00
	Estimated expenditures, 1928 appropriation	Estimated expenditures, 1927 appropriation	Expended and obligated, 1926		
Field service:					
Salaries and wages—					
Salary range, \$6,000 to \$7,500; average, \$6,750—					
Superintendent.....	No. 1 Salary \$6, 040	No. 1 Salary \$6, 040	No. 1 Salary \$6, 040		
Salary range, \$5,500 to \$6,000; average, \$5,600—					
Superintendents.....	16 5, 390	16 5, 330	16 5, 267		
Salary range, \$3,800 to \$5,000; average, \$4,400—					
Assistant superintendents.....	3 3, 800	3 3, 800	3 3, 800		
Examiner.....	1 4, 000	1 4, 000	1 3, 800		
Radio engineer.....	1 4, 000	1 4, 000	1 3, 800		
Salary range, \$3,300 to \$3,900; average, \$3,600—					
Assistant superintendents.....	4 3, 655	4 3, 655	4 3, 535		
Salary range, \$3,000 to \$3,600; average, \$3,300—					
Assistant superintendents.....	17 3, 131	16 3, 131	16 3, 069		
Assistant radio engineer.....	1 3, 000	1 3, 000	1 2, 800		
Scientific assistant.....	1 3, 000	1 3, 000	1 3, 000		
Chief clerk and assistant superintendents.....	3 3, 000	3 3, 000	3 3, 000		
Chief clerks.....	13 3, 077	13 3, 077	12½ 3, 069		
General storekeeper and purchasing agents.....	2 3, 000	2 3, 000	2 3, 000		
Salary range, \$2,700 to \$3,200; average, \$2,900—					
Assistant superintendents.....	11 2, 843	11 2, 843	10 2, 800		
Chemist.....	1 2, 700	1 2, 700	1 2, 700		
Chief clerks.....	3 2, 866	3 2, 866	3 2, 833		
Salary range, \$2,400 to \$3,000; average, \$2,700—					
Clerks.....	3 2, 466	3 2, 466	3 2, 400		
Draftsmen.....	3 2, 400	3 2, 400	3 2, 400		
Assistant chemist.....	1 2, 400	1 2, 400	1 2, 400		
Depot keepers.....	2 2, 470	2 2, 470	2 2, 460		
Salary range, \$2,100 to \$2,700; average, \$2,400—					
Draftsmen.....	10 2, 160	10 2, 160	8 2, 155		
Clerks.....	19 2, 206	19 2, 206	19 2, 196		
Depot keepers.....	7 2, 223	7 2, 223	7 2, 186		
Salary range, \$1,860 to \$2,400; average, \$2,100—					
Aids.....	6 1, 940	6 1, 940	2 1, 860		
Clerks.....	17 1, 923	17 1, 923	17 1, 918		
Depot keepers.....	7 2, 051	7 2, 051	7 2, 017		
Salary range, \$1,680 to \$2,040; average, \$1,860—					
Clerks.....	17 1, 737	17 1, 737	17 1, 737		
Depot keepers.....	3 1, 800	3 1, 800	3 1, 740		
Assistant depot keepers.....	5 1, 740	5 1, 740	5 1, 704		
Salary range, \$1,500 to \$1,860; average, \$1,680—					
Clerks.....	22 1, 551	22 1, 551	22 1, 540		
Chief of watch.....	1 1, 680	1 1, 680	1 1, 620		
Depot keepers.....	2 1, 500	2 1, 500	2 1, 500		
Salary range, \$1,320 to \$1,680; average, \$1,500—					
Clerks.....	12 1, 385	12 1, 385	12 1, 380		
Janitors.....	2 1, 410	2 1, 410	2 1, 410		
Watchmen.....	8 1, 492	7 1, 492	7 1, 440		
Salary range, \$1,140 to \$1,500; average, \$1,320—					
Clerk.....	1 1, 200	1 1, 200	1 1, 200		
Telephone operator.....	1 1, 320	1 1, 320	1 1, 320		
Messengers.....	3 1, 320	3 1, 320	3 1, 320		
Watchmen.....	7 1, 210	5 1, 210	5 1, 183		
Depot keeper.....	1 1, 260	1 1, 260	1 1, 260		
Salary range, \$1,020 to \$1,260; average, \$1,140—					
Laborers.....	2 1, 110	2 1, 110	2 1, 110		
Salary range, \$900 to \$1,140; average, \$1,020—					
Messenger.....	1 960	1 960	1 960		
Messenger boys.....	3 960	3 960	3 960		
Salary range, \$240 to \$300; average, \$270—					
Depot keeper.....	1 300	1 300	1 300		
Total average number of employees.....	244	241	233½		
Total salaries and wages, field service.....	576, 240	571, 240	549, 655		
Deduct allowances for subsistence, lodging, etc.....	6, 240	6, 240	6, 240		
01 Total personal services, cash payment, salaries and wages.....	570, 000	565, 000	543, 415		
Difference between 1928 and 1927 is due to—					
Increase in force.....	\$4, 037				
Increase in salaries.....	963				
Total increase.....	5, 000				
<b>Retired Pay, Lighthouse Service—</b> Retired pay: For retired pay of officers and employees engaged in the field service or on vessels of the Lighthouse Service, except persons continuously employed in district offices and shops ( <i>act Apr. 29, 1926, vol. 44, p. 361</i> )				225, 000. 00	160, 000. 00
2110 Retirement pay: Expenditures—1928, \$225,000; 1927, \$160,000; 1926, \$157,839.68.					

*Estimates of appropriations required for the service of the fiscal year ending June 30, 1928—Continued*

General object (title of appropriation), date of acts, references to Statutes at Large, or to Revised Statutes, and estimated amount required for each detailed object	Total amount to be appropriated under each head of appropriation	Amount appropriated for the fiscal year ending June 30, 1927
<b>Vessels for Lighthouse Service—Aids to Navigation, Lighthouse Service—</b> Public works: For constructing or purchasing and equipping lighthouse tenders and light vessels for the Lighthouse Service as may be specifically approved by the Secretary of Commerce, not to exceed <b>[\$350,000]</b> \$609,000; and for establishing and improving aids to navigation and other works as may be specifically approved by the Secretary of Commerce <b>[\$484,601]</b> \$638,000; in all (act Apr. 29, 1926, vol. 44, p. 361) -----	\$1, 247, 000. 00	\$834, 601. 00
UNIT COST		
Lighthouse vessels: Constructing or purchasing and equipping lighthouse tenders and light vessels for the Lighthouse Service, \$609,000: 2 lightships to replace San Francisco Lightship No. 70, California, and Fire Island Lightship No. 68, New York, at \$327,500 each ----- \$655, 000 Conversion of tender Manzanita to oil burner ----- 35, 000 ----- 690, 000 Less unexpended balance from appropriations of Aug. 24 and 26, 1912 ----- 81, 000 Amount required ----- 609, 000		
Milwaukee Harbor, Wis.: Establishing aids to navigation and improving existing aids at or near Milwaukee Harbor, Wis., \$34,000: New main light and fog signal, etc.— Foundation crib to water surface with riprap 60 by 60 by 24 feet, 3,200 cubic yards, at \$10.95 per cubic yard ----- 35, 040 Concrete pier and superstructure, 46 feet above water surface, with base 60 by 60 feet, and lantern, 3,800 cubic yards, at \$22.72 per cubic yard ----- 86, 340 Fog-signal equipment, lot ----- 20, 110 Lens and lighting equipment, lot ----- 1, 650 Construction equipment, etc. ----- 6, 140 Minor unattended acetylene lights on breakwater, 3 at \$3,450 ----- 10, 350 ----- 159, 630 Total of new project at breakwater ----- 159, 630		
Repairs and replacements at Milwaukee Harbor pier— Fog-signal buildings (removing and building addition) ----- 5, 900 Fog-signal equipment, lot ----- 4, 770 Electric transmission line, lot ----- 2, 800 Alterations to dwelling ----- 12, 750 ----- 26, 720 Total at pierhead ----- 26, 720 ----- 185, 850 Grand total ----- 185, 850 Allotted from appropriations May 28, 1924, Feb. 27, 1925, and Apr. 29, 1926 ----- 151, 850 Balance necessary for completion of project ----- 34, 000		
Lansing Shoal, Mich.: Establishing light and fog-signal station at Lansing Shoal, Mich., \$80,000: Foundation crib to water surface, with riprap, 60 by 60 by 24 feet, 3,200 cubic yards, at \$24 ----- 76, 800 Concrete pier and superstructure, 53 feet above water surface, with base 60 by 60 feet, 3,770 cubic yards, at \$29 ----- 109, 330 Lantern, third-order ----- 6, 500 Lens and lighting equipment, lot ----- 1, 500 Fog-signal equipment, lot ----- 7, 370 Radio fog-signal apparatus, lot ----- 6, 000 Construction equipment, etc. ----- 40, 500 Freight, transportation, etc. ----- 2, 000 ----- 250, 000 Total ----- 250, 000 Allotted from appropriation, Apr. 29, 1926 ----- 90, 000 Balance necessary for completion of project ----- 160, 000		
Sandusky Harbor, Ohio: Completing light and fog-signal at entrance to Sandusky Bay, Ohio, and improving existing aids, \$27,000: Illuminating apparatus ----- 500 Fog-signal apparatus ----- 7, 500 Dwelling, 60,000 cubic feet, at \$0.313 ----- 19, 000 ----- 27, 000 Total ----- 27, 000		
Columbia River, Oregon and Washington, aids to navigation: Establishing new and improving existing aids to navigation, \$35,000: Piling driven, 8,500 linear feet, at \$0.60 per foot ----- \$5, 100 Lumber in place, 15,000 feet B. M., at \$70 per M ----- 1, 200 Iron and spikes, 1,500 pounds, at \$0.20 ----- 300 Galvanized wire rope, 1/4-inch, 2,600 feet, at \$0.20 ----- 520 Acetylene lanterns, 200 m/m, 20, at \$500 ----- 10, 000 Acetylene cylinders, 84, at \$125 ----- 10, 500 Locomotive headlights, 13, at \$250 ----- 3, 250 Pipes and fittings for acetylene lanterns, 20 sets, at \$20 ----- 400 Electric reflectors, 12-inch, 9, at \$50 ----- 450 Copper wire, 200 pounds, at \$0.40 ----- 80 Gas buoy ----- 3, 140 ----- 35, 000 Total ----- 35, 000		
Improvement of minor lights and beacons, third lighthouse district: For improvement of minor lights and beacons in the third lighthouse district, \$90,000: Purchase of land sites ----- 4, 200 Riprap, 65,900 tons, at \$2 to \$2.50 ----- 162, 250 Concrete, 1,295 cubic yards, at \$14 to \$20 ----- 19, 840 Towers, 43, at \$378.70 ----- 16, 284 Acetylene cylinders, 355, at \$60.56 ----- 21, 500 Lanterns, 200 mm., 42, at \$307.50 ----- 12, 915 Fog bell ----- 360 Fog-bell striker ----- 1, 980 Installations ----- 2, 845 Incidentals ----- 4, 840 ----- 247, 014 Total ----- 247, 014		



*Estimates of appropriations required for the service of the fiscal year ending June 30, 1928—Continued*

General object (title of appropriation), date of acts, references to Statutes at Large, or to Revised Statutes, and estimated amount required for each detailed object	Total amount to be appropriated under each head of appropriation	Amount appropriated for the fiscal year ending June 30, 1927
<b>Vessels for Lighthouse Service—Aids to Navigation, Lighthouse Service—Contd.</b>		
UNIT COST—continued		
Woods Hole Lighthouse Depot, Mass.: Dredging off a point to give entrance to Little Harbor, Woods Hole Depot, Mass., \$30,000: Dredging 30,000 cubic yards, at \$1 per cubic yard.....	\$30,000	
Aids to navigation, Alaska: Establishing new aids to navigation and for improvements to existing aids in Alaska, \$35,000: Gas and whistling buoy.....	7,500	
Gas buoys, 2 at \$3,050.....	6,100	
Automatic lights, 14.....	16,755	
Diaphone fog signal (Cape St. Elias Lighthouse).....	1,650	
Contingencies.....	3,000	
Total.....	\$35,000	
Chesapeake and Delaware Canal, Md. and Del.: Establishing and improving aids to navigation to mark the Chesapeake and Delaware Canal, and approaches thereto, \$30,000: Lights at Delaware entrance, 2 at \$2,700.....	5,400	
Lights in canal, 10 at \$800.....	8,000	
Buoys in canal, 11 at \$73.....	800	
Lights (2) in Upper Chesapeake Bay— Sheet steel, 25,000 pounds, at \$0.30.....	7,500	
Cast iron, 25,000 pounds, at \$0.20.....	5,000	
Concrete, 260 cubic yards, at \$42.....	10,920	
Piling, staging, erecting.....	6,300	
Riprap, 1,200 tons, at \$14.....	16,800	
Tower, hardware, paint, etc.....	1,045	
Fog signal equipment, complete.....	2,000	
Fog signal house, frame, \$1,500.....	1,500	
Acetylene lights, complete, 4 at \$1,150.....	4,600	
Freight, transportation, etc.....	335	
Total.....	70,200	
Hackensack River, N. J.: Establishing six acetylene lights in the Hackensack River, N. J., \$16,000: Purchase of 6 sites for lights.....	600	
Riprap, in place, 21,000 tons, at \$2.....	42,000	
Concrete, in place, 160 cubic yards, at \$14.....	2,240	
Steel towers, 6 at \$367 each.....	2,202	
Acetylene cylinders, 54, at \$70 each.....	3,780	
Acetylene lanterns, 8 at \$365 each.....	2,920	
Installing tanks, lanterns, and towers.....	406	
Incidentals.....	4,800	
Total.....	55,950	
Grays Harbor, Wash.: For establishing new aids and improving existing aids to navigation, \$25,000: Gas buoys, 6 at \$4,000.....	24,000	
Acetylene lanterns, 11 at \$757 each.....	8,327	
Acetylene cylinders, 96 at \$84.....	8,064	
New structures for lanterns, 9 at \$400.....	3,600	
Modifying present structures.....	250	
Electric lanterns, 9 at \$80.....	720	
Wire insulators, etc., lot.....	830	
Freight, transportation, etc.....	4,209	
Total.....	50,000	
Housatonic River, Conn.: Establishing three acetylene lights in the Housatonic River, Conn., \$25,000: Acetylene cylinders, 24 at \$70 each.....	1,680	
Acetylene lanterns, complete, 4 at \$365 each.....	1,460	
Steel towers, 3 at \$367 each.....	1,101	
Riprap, in place, 6,000 tons, at \$3.....	18,000	
Concrete, in place, 90 cubic yards, at \$14.....	1,260	
Installing tanks, lanterns, and towers.....	280	
Incidentals and unforeseen.....	1,800	
Total.....	25,581	
Replacing steam fog signals with modern equipment, eleventh district: Replacing worn-out steam fog-signal plants with modern compressed-air fog signals, \$19,000: Compressed-air fog-signal installations, 2, at \$9,500.....	19,000	
Goat Island Lighthouse depot, Calif.: Improving Goat Island Lighthouse depot, Calif., \$40,000: Three-story reinforced-concrete warehouse, (40 by 100 feet), 142,000 cubic feet, at \$0.36 per cubic foot.....	51,120	
Two-story reinforced-concrete building for machine shop, etc. (40 by 80 feet), 80,000 cubic feet, at \$0.38 per cubic foot.....	30,240	
Sea wall, 255 linear feet, averaging 12 feet high and 3 feet thick, at \$27.06 per linear foot.....	6,900	
Dock fill (approach) (80 by 150 feet), 12,000 square feet, at \$0.52 per square foot.....	6,250	
Dock extension (50 by 150 feet), 12-inch diameter iron piling, concrete filled, 15-inch I beams, 4 by 14 inches deck joists and 4-inch deck planking, 7,500 square feet, at \$4 per square foot.....	30,000	
Total.....	124,510	

*Estimates of appropriations required for the service of the fiscal year ending June 30, 1928—Continued*

General object (title of appropriation), date of acts, references to Statutes at Large, or to Revised Statutes, and estimated amount required for each detailed object				Total amount to be appropriated under each head of appropriation	Amount appropriated for the fiscal year ending June 30, 1927
<b>Vessels for Lighthouse Service—Aids to Navigation, Lighthouse Service—Contd.</b>					
UNIT COST—continued					
Aids to Navigation, Straits of Mackinac, Mich.: For establishing and improving aids to navigation, Straits of Mackinac, Mich., \$90,000:					
Remodel present keeper's dwelling for 2 families			\$8,000		
Provide radio fog signal on structure off Cordwood Point			7,500		
Remodel fog signal			2,500		
Overhead transmission line, $8\frac{1}{2}$ miles, at \$900			7,500		
Submarine cable, $2\frac{1}{2}$ miles, at \$3,500			8,750		
Other improvements and boat, Cheboygan main light			3,000		
Mechanical equipment Cheboygan main light			6,000		
Timber cribs, Cordwood Point, and Fourteen-Foot Shoal, 200,000 board feet, at \$125			25,000		
Stone crib filling, Cordwood Point, etc., 4,700 tons, at \$2.70			12,690		
Stone riprap, Cordwood Point, etc., 4,000 tons, at \$2.50			10,000		
Concrete in piers, including reinforcing steel, Cordwood Point, etc., 4,900 cubic yards, at \$18.50			90,650		
Steel sheathing and superstructure, Cordwood Point, etc., 50 tons, at \$160			8,000		
Lighting equipment, Cordwood Point, etc., 2, at \$1,500			3,000		
Fog signal equipment, Cordwood Point, etc.			11,000		
Clearing submarine sites, Cordwood Point, etc.			4,910		
Acetylene and CO <sub>2</sub> buoys, 3, at \$6,500			19,500		
Total			230,000		
Charleston Lighthouse depot, S. C.: Improving the lighthouse depot at Charleston, S. C., in the sixth lighthouse district, \$15,000:					
Wharf, new decking, creosoted yellow pine, 70,750 feet board measure, at \$100 per thousand			7,075		
Concrete base, asphalt surface roads, 900 square yards, at \$3.25			2,925		
Oil house, 30 by 60 by 10 feet, standard structural steel and galvanized sheet steel, on pile foundation with reinforced concrete sills and floor			5,000		
Amount required			15,000		
Inland waterway, Norfolk, Va., to Beaufort, N. C., aids to navigation: Establishing and improving aids to navigation to mark the improved inland waterway from Albemarle Sound, N. C., to the Neuse River, \$17,000:					
Gas and bell buoys, complete with lanterns and moorings, 2, at \$3,580			7,160		
Post lanterns, converted, complete, 14, at \$132			1,848		
Acetylene accumulators, 28, at \$45			1,260		
Accumulator houses, 14, at \$35			490		
Creosoted piles, 42, at \$35			1,470		
Creosoted lumber, 11,000 feet, at \$120 per M			1,320		
Hardware, paint, etc.			1,750		
Labor, 30 days, at \$95			1,700		
Reflectors, 12 sets, at \$75			900		
Total			17,000		
Radiobeacon installations: Installation and development of radiobeacons at or near lighthouses and lightships, \$30,000:					
3 stations, at \$10,000			30,000		
	Estimated expenditures, 1928 appropriation	Estimated expenditures, 1927 appropriation	Expended and obligated, 1926		
32 Total	\$1,247,000.00	\$834,601.00	\$911,967.15		
Appropriation for 1927 not asked for 1928: Light station, Cleveland, Ohio					\$50,000.00
Total, Bureau of Lighthouses				\$10,644,250.00	10,154,481.00
COAST AND GEODETIC SURVEY					
<b>Party Expenses, Coast and Geodetic Survey—</b>					
For every expenditure requisite for and incident to the work of the Coast and Geodetic Survey, including maintenance, repair, or operation of motor-propelled or horse-drawn vehicles, for use in field work, purchase of motor cycles with side cars, not to exceed \$1,000, surveying instruments, rubber boots, canvas and rubber gloves, goggles, and caps, coats, and aprons for stewards' departments on vessels, extra compensation at not to exceed \$1 per day for each station to employees of the Lighthouse Service and the Weather Bureau while observing tides or currents, services of one tide observer in the District of Columbia at not to exceed \$1 per day, and compensation, not otherwise appropriated for, of persons employed in the field work, commutation to officers of the field force while on field duty, at a rate not exceeding \$3 per day each, to be expended in accordance with the regulations relating to the Coast and Geodetic Survey prescribed by the Secretary of Commerce, and under the following heads:					
Field expenses, Atlantic coast: For surveys and necessary resurveys of the Atlantic and Gulf coasts of the United States, including the coasts of outlying islands under the jurisdiction of the United States, \$122,420: <i>Provided</i> , That not more than \$45,000 of this amount shall be expended on the coasts of said outlying islands and the Atlantic entrance to the Panama Canal ( <i>R. S.</i> , p. 910, secs. 4681-4691; <i>acts Mar. 3, 1871</i> , vol. 16, p. 508, sec. 1; <i>Jan. 28, 1898</i> , vol. 30, p. 826, sec. 1; <i>Feb. 14, 1903</i> , vol. 32, p. 826, sec. 4; <i>Apr. 29, 1926</i> , vol. 44, p. 361)					
				122,420.00	122,420.00

*Estimates of appropriations required for the service of the fiscal year ending June 30, 1928—Continued*

General object (title of appropriation), date of acts, references to Statutes at Large, or to Revised Statutes, and estimated amount required for each detailed object				Total amount to be appropriated under each head of appropriation	Amount appropriated for the fiscal year ending June 30, 1927
<b>Party Expenses, Coast and Geodetic Survey—Continued.</b>					
	Estimated expenditures, 1928 appropriation	Estimated expenditures, 1927 appropriation	Expended and obligated, 1926		
Field service:					
Salaries and wages—	Average—	Average—	Average—		
Salary range, \$1,680 to \$2,040; average, \$1,860—	No. Salary	No. Salary	No. Salary		
Drag master.....	1 \$1,920	1 \$1,920	1 \$1,920		
Motor engineers.....	1 1,920	1 1,920	2 1,920		
Field clerks.....	2 1,680	2 1,680	2 1,680		
Hand.....	1 1,800	1 1,800	1 1,800		
Hand.....			1 1,680		
Salary range, \$1,320 to \$1,680; average, \$1,500—					
Hand.....	1 1,620	1 1,620	1 1,620		
Hand.....			1 1,560		
Field clerks.....	1 1,440	1 1,440	1 1,440		
Hand.....	1 1,440	1 1,440	1 1,440		
Hand.....			1 1,380		
Hands.....	2 1,320	2 1,320	1 1,320		
Salary range, \$1,020 to \$1,260; average, \$1,140—					
Hand.....	1 1,200	1 1,200	1 1,260		
Hand.....			1 1,200		
Hands.....			1 1,080		
Hand.....			1 1,020		
Salary range, \$780 to \$1,020; average, \$900—					
Hands.....	1 960	1 960	1 960		
Hands.....	2 900	2 900	2 840		
Hands.....	5 840	5 840	1 780		
Salary range, \$600 to \$780; average, \$690—					
Hands.....	9 780	9 780	1 660		
Salary range, \$240 to \$420; average, \$330—					
Hands.....	2 360	2 360	2 360		
01 Total average number of employees.....	30	30	19 1/2		
Total salaries and wages, field service.....	32,000.00	32,000.00	24,414.98		
Supplies and materials:					
0200 Stationery and office supplies.....	1,500.00	1,500.00	1,749.52		
0210 Medical and hospital supplies.....			17.01		
0220 Scientific and educational supplies.....			3.24		
0230 Fuel.....	33,000.00	33,000.00	29,641.44		
0240 Wearing apparel and sewing supplies.....	200.00	200.00	112.59		
0270 Powder and explosives.....	100.00	100.00	13.75		
0280 Sundry supplies.....	7,000.00	7,000.00	9,103.45		
0290 Materials.....	8,200.00	8,200.00	12,451.05		
02 Total supplies and materials.....	50,000.00	50,000.00	53,092.05		
04 Care of animals and vehicles.....	350.00	350.00	478.67		
Communication service:					
0500 Telegraph services.....			18.17		
0510 Telephone services.....	200.00	200.00	195.45		
0520 Other communication service.....	50.00	50.00	57.40		
05 Total communication service.....	250.00	250.00	271.02		
06 Travel expenses.....	6,000.00	6,000.00	5,057.69		
07 Transportation of things.....	2,000.00	2,000.00	1,325.38		
10 Heat, light, and power.....	1,520.00	1,520.00	1,531.01		
Rents:					
1100 Rent of buildings.....	1,500.00	1,500.00	896.87		
1110 Other rents.....	1,000.00	1,000.00	1,027.15		
11 Total rents.....	2,500.00	2,500.00	1,924.02		
12 Repairs and alterations.....	3,000.00	3,000.00	2,704.91		
13 Special and miscellaneous current expenses.....	1,500.00	1,500.00	1,769.98		
Equipment:					
3010 Furniture, furnishings, and fixtures.....	2,500.00	2,300.00	4,640.02		
3020 Scientific equipment.....	16,000.00	16,000.00	17,611.29		
3030 Other equipment.....	5,000.00	3,000.00	7,358.98		
30 Total equipment.....	23,300.00	23,300.00	29,510.29		
Total.....	122,420.00	122,420.00	122,080.00		

*Estimates of appropriations required for the service of the fiscal year ending June 30, 1928—Continued*

General object (title of appropriation), date of acts, references to Statutes at Large, or to Revised Statutes, and estimated amount required for each detailed object				Total amount to be appropriated under each head of appropriation	Amount appropriated for the fiscal year ending June 30, 1927
<b>Party Expenses, Coast and Geodetic Survey—Continued.</b>					
Pacific coast: For surveys and necessary resurveys of coasts on the Pacific Ocean under the jurisdiction of the United States, including not to exceed \$3,000 for construction of temporary shelter for the care of equipment and housing of personnel ( <i>R. S.</i> , p. 910, secs. 4681-4691; <i>acts Mar. 3, 1871, vol. 16, p. 508, sec. 1; Jan. 28, 1893, vol. 30, p. 826, sec. 1; Feb. 14, 1908, vol. 32, p. 826, sec. 4; Apr. 29, 1926, vol. 44, p. 361</i> )				\$315, 640. 00	\$315, 640. 00
	Estimated expenditures, 1928 appropriation	Estimated expenditures, 1927 appropriation	Expended and obligated, 1926		
<b>Field service:</b>					
<b>Salaries and wages—</b>	<i>Average—</i>	<i>Average—</i>	<i>Average—</i>		
Salary range, \$3,300 to \$5,000; average, \$4,400—	No. Salary	No. Salary	No. Salary		
Engineer (chief cartographer, Manila office).....	1 \$4,400	1 \$4,400	1 \$4,400		
Scientist (chief mathematician, Manila office).....	1 4,400	1 4,400	1 4,400		
Engineer (cartographer, Manila office).....	1 4,000	1 4,000	1 4,000		
Salary range, \$3,300 to \$3,900; average, \$3,600—					
Engineers (cartographers, Manila office).....	1 3,500	1 3,500	1 3,500		
Engineer (in charge of lithography, Manila office).....	1 3,500	1 3,500	1 3,500		
Salary range, \$2,400 to \$3,000; average, \$2,700—					
Clerk (chief clerk, Manila office).....	1 2,600	1 2,600	1 2,600		
Salary range, \$1,680 to \$2,040; average, \$1,860—					
Motor engineer.....	1 1,920	1 1,920	1 1,920		
Field clerk.....	1 1,800	1 1,800	1 1,800		
Hand.....	1 1,800	1 1,800	1 1,800		
Hands.....	1 1,680	1 1,680	2 1,680		
Salary range, \$1,320 to \$1,680; average, \$1,500—					
Hands.....	1 1,620	1 1,620	1 1,620		
Hands.....			1 1,560		
Hands.....	2 1,500	2 1,500	2 1,500		
Field clerks.....	2 1,440	2 1,440	2 1,440		
Hand.....			1 1,440		
Hand.....	1 1,380	1 1,380	1 1,380		
Hand.....	1 1,320	1 1,320	1 1,320		
Salary range, \$1,020 to \$1,260; average, \$1,140—					
Hands.....	2 1,200	2 1,200	5 1,200		
Salary range, \$780 to \$1,020; average, \$900—					
Recorders.....	1 960	1 960	1 960		
Recorders.....	3 900	3 900	2 900		
Hands.....	4 900	4 900	5 900		
Hands.....	3 840	3 840	3 840		
Recorders.....	3 780	3 780	3 780		
Hands.....	6 780	6 780	1 780		
Salary range, \$600 to \$780; average, \$690—					
Recorders.....	5 660	5 660	4 660		
Recorders.....	2 600	2 600	2 600		
Salary range, \$240 to \$420; average, \$330—					
Hands.....	2 360	2 360	1 360		
Hand.....	1 300	1 300	1 300		
Hands.....	2 240	2 240	4 240		
<b>Total average number of employees.....</b>	<b>51</b>	<b>51</b>	<b>49 1/2</b>		
<b>Total salaries and wages, field service.....</b>	<b>65,000.00</b>	<b>65,000.00</b>	<b>65,736.15</b>		
<b>Supplies and materials:</b>					
0200 Stationery and office supplies.....	3,000.00	3,000.00	2,169.91		
0210 Medical and hospital supplies.....	50.00	50.00	6.35		
0220 Scientific supplies.....			32.92		
0230 Fuel.....	105,720.00	105,720.00	104,117.80		
0240 Wearing apparel and sewing supplies.....	100.00	100.00	55.60		
0270 Powder and explosives.....	350.00	350.00	1,896.22		
0280 Sundry supplies.....	22,000.00	22,000.00	15,159.43		
0290 Materials.....	13,000.00	13,000.00	15,125.48		
<b>Total supplies and materials.....</b>	<b>144,220.00</b>	<b>144,220.00</b>	<b>138,066.71</b>		
04 Care of vehicles.....	150.00	150.00	165.12		
<b>Communication service:</b>					
0500 Telegraph service.....	20.00	20.00	53.37		
0510 Telephone service.....	200.00	200.00	253.89		
0520 Other communication service.....	50.00	50.00	90.45		
<b>Total communication service.....</b>	<b>270.00</b>	<b>270.00</b>	<b>397.71</b>		
06 Travel expenses.....	28,000.00	28,000.00	28,883.48		
07 Transportation of things.....	7,000.00	7,000.00	6,471.20		
08 Photographing.....	50.00	50.00	47.90		
10 Heat, light, and power.....	1,950.00	1,950.00	1,767.40		
<b>Rents:</b>					
1100 Rent of buildings.....	2,000.00	2,000.00	2,222.95		
1110 Other rents.....	10,000.00	10,000.00	5,610.88		
<b>Total rents.....</b>	<b>12,000.00</b>	<b>12,000.00</b>	<b>7,833.83</b>		
12 Repairs and alterations.....	5,000.00	5,000.00	4,151.29		
13 Special and miscellaneous current expenses.....	2,000.00	2,000.00	1,756.68		
<b>Equipment:</b>					
3010 Furniture, furnishings, and fixtures.....	8,000.00	8,000.00	7,992.50		
3020 Scientific equipment.....	27,000.00	27,000.00	27,781.61		
3030 Other equipment.....	15,000.00	15,000.00	12,529.90		
<b>Total equipment.....</b>	<b>50,000.00</b>	<b>50,000.00</b>	<b>48,303.81</b>		
<b>Total.....</b>	<b>315,640.00</b>	<b>315,640.00</b>	<b>303,561.28</b>		

*Estimates of appropriations required for the service of the fiscal year ending June 30, 1928—Continued*

General object (title of appropriation), date of acts, references to Statutes at Large, or to Revised Statutes, and estimated amount required for each detailed object				Total amount to be appropriated under each head of appropriation	Amount appropriated for the fiscal year ending June 30, 1927
<b>Party Expenses, Coast and Geodetic Survey—Continued.</b> Tides, currents, and so forth: For continuing researches in physical hydrography relating to harbors and bars, and for tidal and current observations on the coasts of the United States, or other coasts under the jurisdiction of the United States ( <i>R. S.</i> , p. 910, secs. 4681—4691; <i>acts Mar. 3, 1871, vol. 16, p. 508, sec. 1; Jan. 28, 1898, vol. 30, p. 826, sec. 1; Feb. 14, 1903, vol. 32, p. 826, sec. 4; Apr. 29, 1926, vol. 44, p. 361</i> )				\$26, 775. 00	\$26, 775. 00
	Estimated expenditures, 1928 appropriation	Estimated expenditures, 1927 appropriation	Expended and obligated, 1926		
Field service:					
Salaries and wages—	Average—	Average—	Average—		
Salary range, \$1,860 to \$2,400; average, \$2,100—	No. Salary	No. Salary	No. Salary		
Hand.....	1 1,860	1 1,860	1 1,860		
Salary range, \$1,680 to \$2,040; average, \$1,860—					
Hand.....	3 1,500	3 1,500	3 1,500		
Salary range, \$1,320 to \$1,680; average, \$1,500—					
Hands.....	1 1,140	1 1,140	1 1,140		
Salary range, \$1,020 to \$1,260; average, \$1,140—					
Tide observer.....	1 900	1 900	1 900		
Salary range, \$780 to \$1,020; average, \$900—					
Hand.....	17 330	17 330	17 330		
Salary range, \$240 to \$420; average, \$330—					
Tide observers.....	6 330	6 330	6 330		
Current observers.....					
Salary range, \$120 to \$240; average, \$180—					
Tide observers.....	3 180	3 180	3 180		
Total average number of employees.....	31 16,180	31 16,180	31 16,179		
01 Total salaries and wages, field service.....					
Supplies and materials:					
0200 Stationery and office supplies.....	25.00	25.00	50.53		
0220 Technical supplies.....	20.00	20.00	.20		
0230 Fuel.....	550.00	550.00	563.65		
0280 Sundry supplies.....	750.00	750.00	994.09		
0290 Materials not allocated.....	300.00	300.00	316.50		
02 Total supplies and materials.....	1,645.00	1,645.00	1,924.97		
04 Care of animals and vehicles.....	10.00	10.00			
Communication service:					
0510 Telephone service.....	3.00	3.00			
0520 Other communication service.....	20.00	20.00	21.28		
05 Total communication service.....	23.00	23.00	21.28		
06 Travel expenses.....	1,100.00	1,100.00	2,027.93		
07 Transportation of things.....	200.00	200.00	318.44		
08 Photographing and making photos and prints.....	3.00	3.00			
09 Advertising.....	14.00	14.00			
10 Heat, light, water, power, etc.....	5.00	5.00			
Rents:					
1110 Other rents (boat hire, etc.).....	3,500.00	3,500.00	4,058.90		
1100 Rent of buildings and structures.....	20.00	20.00	29.00		
11 Total rents.....	3,520.00	3,520.00	4,087.90		
12 Repairs and alterations.....	625.00	625.00	731.42		
13 Special and miscellaneous current expenses.....	50.00	50.00	50.53		
Equipment:					
3010 Furniture and fixtures.....	200.00	200.00	223.42		
3020 Technical (instruments, etc.).....	2,500.00	2,500.00	276.60		
3050 Equipment, all other.....	600.00	600.00	611.73		
30 Total equipment.....	3,300.00	3,300.00	1,111.75		
32 Structures and fixed equipment.....	100.00	100.00	143.62		
Total.....	26, 775. 00	26, 775. 00	26, 596. 84		

## Estimates of appropriations required for the service of the fiscal year ending June 30, 1928—Continued

General object (title of appropriation), date of acts, references to Statutes at Large, or to Revised Statutes, and estimated amount required for each detailed object				Total amount to be appropriated under each head of appropriation	Amount appropriated for the fiscal year ending June 30, 1927
<b>Party Expenses, Coast and Geodetic Survey—Continued.</b> Coast Pilot: For compilation of the Coast Pilot, including the employment of such pilots and nautical experts, and stenographic help in the field and office as may be necessary for the same ( <i>R. S.</i> , p. 910, secs. 4681-4691; acts Mar. 3, 1871, vol. 16, p. 508, sec. 1; Jan. 28, 1898, vol. 30, p. 826, sec. 4; Apr. 29, 1926, vol. 44, p. 361)				\$6, 500. 00	\$6, 500. 00
	Estimated expenditures, 1928 appropriation	Estimated expenditures, 1927 appropriation	Expended and obligated, 1926		
Field service:					
Salaries and wages—	Average—	Average—	Average—		
Salary range, \$1,680 to \$2,040; average, \$1,860—	No. Salary	No. Salary	No. Salary		
Motor engineer.....	1 \$1,860	1 \$1,860	1 \$1,920		
Nautical expert.....	1 1,680	1 1,680	1 1,680		
Hand.....	1 1,500	1 1,500	1 1,500		
Salary range, \$1,500 to \$1,860; average, \$1,680—					
Field clerk.....	1 1,500	1 1,500	1 1,500		
Hand.....	1 1,500	1 1,500	1 1,500		
01 Total average number of employees.....	2	2	1 1/2		
Total salaries and wages, field service.....	3,360. 00	3,360. 00	2,741. 84		
Supplies and materials:					
0200 Stationery and office supplies.....	10. 00	10. 00	8. 00		
0230 Fuel.....	500. 00	500. 00	506. 29		
0280 Sundry supplies.....	80. 00	80. 00	159. 36		
0290 Materials.....	10. 00	10. 00	37. 76		
02 Total supplies and materials.....	600. 00	600. 00	711. 41		
06 Travel expenses.....	1,000. 00	1,000. 00	1,517. 37		
07 Transportation of things.....	60. 00	60. 00	23. 70		
11 Rents.....	1,400. 00	1,400. 00	530. 66		
12 Repairs.....	40. 00	40. 00	2. 00		
13 Special and miscellaneous current expenses.....	10. 00	10. 00	10. 92		
30 Equipment.....	30. 00	30. 00	6. 20		
Total.....	6,500. 00	6,500. 00	5,544. 10		
<b>Magnetic work: For continuing magnetic and seismological observations and to establish meridian lines in connection therewith in all parts of the United States; making magnetic and seismological observations in other regions under the jurisdiction of the United States; purchase of additional magnetic and seismological instruments; lease of sites where necessary and erection of temporary magnetic and seismological buildings; and including the employment in the field and office of such magnetic and seismological observers as may be necessary (<i>R. S.</i>, p. 910, secs. 4681-4691; acts Mar. 3, 1871, vol. 16, p. 588; Jan. 28, 1898, vol. 30, p. 826; Feb. 14, 1903, vol. 32, p. 326; Mar. 28, 1922, vol. 42, p. 480; Jan. 5, 1923, vol. 42, p. 1121; Feb. 27, 1925, vol. 43, p. 1045; Apr. 29, 1926, vol. 44, p. 361)</b>				40, 000. 00	45, 000. 00
	Estimated expenditures, 1928 appropriation	Estimated expenditures, 1927 appropriation	Expended and obligated, 1926		
Field service:					
Salaries and wages—	Average—	Average—	Average—		
Salary range, \$3,900 to \$5,000; average, \$4,400—	No. Salary	No. Salary	No. Salary		
Magnetic observers.....	2 \$3,900	2 \$3,900	2 \$3,870		
Salary range, \$3,000 to \$3,600; average, \$3,300—					
Magnetic observers.....	3 3,300	3 3,300	3 3,213		
Salary range, \$1,860 to \$2,400; average, \$2,100—					
Magnetic observers.....	2 2,250	2 2,250	2 2,250		
Junior engineer.....	1 1,680	1 1,860			
Salary range, \$1,500 to \$1,860; average, \$1,680—					
Hand.....	1 1,680				
Salary range, \$1,020 to \$1,260; average, \$1,140—					
Hands.....	3 1,100	3 1,100	3 1,100		
Salary range, \$900 to \$1,140; average, \$1,020—					
Hand.....	1 900	1 900	1 900		
Salary range, \$360 to \$540; average, \$450—					
Hands.....	1 442	2 442			
Total number of employees.....	13 1/2	14 1/2	10 1/2		
Total salaries and wages, field service.....	28,628	28,475	25,555		
Deduct allowances for subsistence, lodging, etc.....	1,200	1,200	900		
01 Total personal services, cash payment.....	27,428	27,275	24,655		
Supplies and materials:					
0200 Stationery and office supplies.....	600. 00	600. 00	625. 74		
0220 Scientific and educational supplies.....	100. 00	100. 00	75. 75		
0230 Fuel.....	1,000. 00	1,000. 00	1,087. 58		
0280 Sundry supplies.....	350. 00	350. 00	368. 64		
0290 Materials.....	150. 00	150. 00	323. 61		
02 Total supplies and materials.....	2,200. 00	2,200. 00	2,406. 32		
04 Storage and care of vehicles.....	75. 00	75. 00	112. 36		

*Estimates of appropriations required for the service of the fiscal year ending June 30, 1928—Continued*

General object (title of appropriation), date of acts, references to Statutes at Large, or to Revised Statutes, and estimated amount required for each detailed object

Total amount to be appropriated under each head of appropriation

Amount appropriated for the fiscal year ending June 30, 1927

*Party Expenses, Coast and Geodetic Survey—Continued.*

	Estimated expenditures, 1928 appropriation	Estimated expenditures, 1927 appropriation	Expended and obligated, 1926
Communication service:			
0500 Telegraph.....	\$10.00	\$10.00	
0510 Telephone.....	125.00	125.00	\$114.85
0520 Other communication service.....	25.00	25.00	29.70
05 Total communication service.....	160.00	160.00	144.55
06 Travel expenses.....	2,587.00	2,600.00	1,993.27
07 Transportation of things.....	400.00	400.00	351.90
10 Furnishing of heat, light, and power.....	175.00	175.00	159.90
11 Rents.....	125.00	125.00	160.27
12 Repairs and alterations.....	1,500.00	1,080.00	982.93
13 Special and miscellaneous current expenses.....	50.00	55.00	1.75
Equipment:			
3010 Furniture, furnishings, and fixtures.....	1,200.00	1,085.00	374.80
3020 Educational and scientific equipment.....	1,000.00	900.00	88.69
3050 Other equipment.....	500.00	800.00	247.31
30 Total equipment.....	2,700.00	2,785.00	710.80
Structures and nonstructural improvements:			
3210 Other structures.....	2,000.00	7,570.00	3,179.84
3220 Nonstructural improvements.....	600.00	200.00	94.00
32 Total structures, etc.....	2,600.00	7,770.00	3,273.84
Reserve.....		300.00	
Total.....	40,000.00	45,000.00	34,953.50

Federal, boundary, and State surveys: For continuing the lines of exact levels between the Atlantic, Pacific, and Gulf coasts; determining geographic positions by triangulation and traverse for the control of Federal, State, boundary, county, city, and other surveys and engineering works in all parts of the United States; determining field astronomic positions and the variation of latitude, including the maintenance and operation of the latitude observatory at Ukiah, California, not exceeding **[\$2,000]** \$2,500; establishing lines of exact levels; determining geographic positions by triangulation and traverse, and making astronomic observations in Alaska; and continuing gravity observations in the United States and for making such observations in regions under the jurisdiction of the United States and also on islands and coasts adjacent thereto (*R. S.*, p. 910, secs. 4681-4691; *acts Mar. 3, 1871, vol. 16, p. 508; Feb. 14, 1903, vol. 32, p. 826; Feb. 27, 1925, vol. 43, p. 1045; Apr. 29, 1926, vol. 44, p. 361*).....

\$88,735.00

\$88,735.00

	Estimated expenditures, 1928 appropriation		Estimated expenditures, 1927 appropriation		Expended and obligated, 1926	
Field service:						
Salaries and wages—						
Salary range, \$3,800 to \$5,000; average, \$4,400—						
Signalmen and associate geodetic engineers.....	Average— No. 2	Salary \$4,000	Average— No. 2	Salary \$4,000	Average— No. 1½	Salary \$4,000
Salary range, \$3,000 to \$3,600; average, \$3,300—						
Assistant geodetic engineer.....					½ 3,300	
Salary range, \$2,400 to \$3,000; average, \$2,700—						
Signalmen.....	1	2,900	1	2,900	1½	2,900
Salary range, \$2,100 to \$2,700; average, \$2,400—						
Signalman.....	1	2,600	1	2,600	½	2,600
Astronomic observer.....	1	2,160				
Salary range, \$1,680 to \$2,040; average, \$1,960—						
Junior engineers and hands.....	3	1,920	3	1,920	4	1,920
Astronomic observer.....			1	1,990	1	1,990
Salary range, \$1,500 to \$1,860; average, \$1,680—						
Hands.....	2½	1,800	2½	1,800	3½	1,800
Salary range, \$1,320 to \$1,680; average, \$1,500—						
Hands.....	20½	1,500	20½	1,500	20½	1,500
Total average number of employees.....	30½		30½		33½	
Total salaries and wages, field service.....	56,150.00		56,150.00		59,246.22	
Deduct allowances for subsistence, lodging, etc., furnished in kind.....	300.00		300.00		300.00	
Cash payment, salaries and wages.....	55,850.00		55,850.00		59,046.22	
Deduct allowances for commuted subsistence.....	3,600.00		3,600.00		3,854.00	
Deduct other expenditures for personal services in objects named below (retirement).....	420.00		420.00		815.75	
Net salaries and wages, field service.....	51,830.00		51,830.00		54,876.47	
0140 Commutation of subsistence.....	3,600.00		3,600.00		3,854.00	
01 Total personal services.....	55,430.00		55,430.00		58,730.47	

## Estimates of appropriations required for the service of the fiscal year ending June 30, 1928—Continued

General object (title of appropriation), date of acts, references to Statutes at Large, or to Revised Statutes, and estimated amount required for each detailed object				Total amount to be appropriated under each head of appropriation	Amount appropriated for the fiscal year ending June 30, 1927
<b>Party Expenses, Coast and Geodetic Survey—Continued.</b>					
	Estimated expenditures, 1928 appropriation	Estimated expenditures, 1927 appropriation	Expended and obligated, 1926		
Supplies and materials:					
0200 Stationery and office supplies.....	\$6.00	\$6.00	\$7.14		
0210 Medical and hospital supplies.....	10.00	10.00			
0220 Scientific and educational supplies.....	142.00	142.00	44.30		
0230 Fuel.....	3,223.00	3,223.00	3,380.08		
0240 Wearing apparel and sewing supplies.....	24.00	24.00			
0250 Forage and other supplies for animals.....	289.00	289.00	369.67		
0270 Powder and explosives.....	6.00	6.00			
0280 Sundry supplies.....	3,204.00	3,204.00	3,394.16		
0290 Materials.....	1,638.00	1,638.00	1,768.48		
02 Total supplies and materials.....	8,542.00	8,542.00	8,963.83		
04 Care of animals and storage of trucks.....	492.00	492.00	517.28		
Communication service:					
0500 Telegraph.....	28.00	28.00	28.53		
0510 Telephone.....	52.00	52.00	55.55		
0520 Other communication service.....	32.00	32.00	39.26		
05 Total communication service.....	112.00	112.00	123.34		
06 Travel expenses.....	5,840.00	5,840.00	6,107.13		
07 Transportation of things.....	1,867.00	1,867.00	2,208.48		
08 Photographic services.....	3.00	3.00			
09 Advertising.....	6.00	6.00			
10 Furnishing heat, light, and power.....	64.00	64.00	67.50		
Rents:					
1100 Rents of buildings and structures.....	41.00	41.00	43.84		
1110 Other rents.....	5,011.00	5,011.00	5,661.47		
11 Total rents.....	5,052.00	5,052.00	5,705.31		
12 Repairs and alterations.....	5,613.00	5,193.00	5,463.83		
13 Special and miscellaneous current expenses.....	314.00	314.00	329.03		
Equipment:					
3010 Furniture and furnishings.....	382.00	382.00	401.13		
3020 Scientific equipment.....	1,527.00	1,526.00	1,363.87		
3050 Other equipment.....	3,433.00	3,345.00	2,885.37		
30 Total equipment.....	5,344.00	5,256.00	4,680.37		
53 Indemnities.....	56.00	56.00			
Reserve.....		508.00			
Total.....	88,735.00	88,735.00	92,897.17		
For executing precise triangulation and leveling in regions subject to earthquakes ( <i>R. S.</i> , p. 910, secs. 4681-4691; acts Mar. 3, 1871, vol. 16, p. 508, sec. 1; Jan. 28, 1898, vol. 30, p. 826, sec. 1; Feb. 14, 1903, vol. 32, p. 826, sec. 4; Jan. 5, 1923, vol. 42, p. 1122, sec. 1; Apr. 29, 1926, vol. 44, p. 362).....				\$10,000.00	\$10,000.00
	Estimated expenditures, 1928 appropriation	Estimated expenditures, 1927 appropriation	Expended and obligated, 1926		
Field service:					
Salaries and wages--					
Salary range, \$3,000 to \$3,600; average, \$3,300--	Average—	Average—	Average—		
Assistant geodetic engineer.....	No. Salary	No. Salary	No. Salary		
Salary range, \$1,500 to \$1,680; average, \$1,680--					
Junior engineer and hand.....	1 \$1,800	1 \$1,800	1 1,800		
Salary range, \$1,320 to \$1,680; average, \$1,500--					
Hands.....	3 1,500	3 1,500	3 1,500		
Total average number of employees.....	4 7,050.00	4 7,050.00	4 7,537.88		
Total salaries and wages, field service.....			7,537.88		
Deduct allowances for commuted subsistence.....			366.00		
Deduct expenditures for personal services in objects named below (retirement).....			20.00		
Net salaries and wages, field service.....	7,050.00	7,050.00	7,151.88		
0140 Commutation of subsistence.....			366.00		
01 Total personal services.....	7,050.00	7,050.00	7,517.88		



*Estimates of appropriations required for the service of the fiscal year ending June 30, 1928—Continued*

General object (title of appropriation), date of acts, references to Statutes at Large, or to Revised Statutes, and estimated amount required for each detailed object				Total amount to be appropriated under each head of appropriation	Amount appropriated for the fiscal year ending June 30, 1927
<i>Party Expenses, Coast and Geodetic Survey—Continued.</i>					
	Estimated expenditures, 1928 appropriation	Estimated expenditures, 1927 appropriation	Expended and obligated, 1926		
Supplies and materials:					
0200 Stationery and office supplies.....	\$2.00	\$2.00	\$1.40		
0210 Medical and hospital supplies.....	5.00	5.00			
0220 Scientific and educational supplies.....	20.00	20.00			
0230 Fuel.....	268.00	268.00	268.37		
0240 Wearing apparel and sewing supplies.....	4.00	4.00			
0250 Forage and other supplies for animals.....	20.00	20.00			
0270 Powder and explosives.....	2.00	2.00			
0280 Sundry supplies.....	210.00	210.00	203.34		
0290 Materials.....	346.00	346.00	192.18		
02 Total supplies and materials.....	877.00	877.00	665.29		
04 Care of animals and storage of trucks.....	15.00	15.00	14.25		
Communication service:					
0500 Telegraph.....	6.00	6.00	5.19		
0510 Telephone.....	4.00	4.00			
0520 Other communication service.....	2.00	2.00	1.35		
05 Total communication service.....	12.00	12.00	6.54		
06 Travel expenses.....	520.00	520.00	273.18		
07 Transportation of things.....	120.00	120.00	73.17		
Rents:					
1100 Rents of buildings and structures.....	20.00	20.00			
1110 Other rents.....	484.00	484.00	593.40		
11 Total rents.....	504.00	504.00	593.40		
12 Repairs and alterations.....	412.00	412.00	310.24		
13 Special and miscellaneous current expenses.....	50.00	50.00			
Equipment:					
3010 Furniture and furnishings.....	352.00	280.00	294.57		
3050 Other equipment.....	76.00	76.00	76.72		
30 Total equipment.....	428.00	356.00	371.29		
53 Indemnities.....	12.00	12.00			
Reserve.....		72.00			
Total.....	10,000.00	10,000.00	9,825.24		
[Hawaiian triangulation: For adjusting the triangulation of the Hawaiian Islands, including personal services in the District of Columbia and in the field]					\$1,000.00
	Estimated expenditures, 1928 appropriation	Estimated expenditures, 1927 appropriation	Expended and obligated, 1926		
Field service:					
Salaries and wages—					
Salary range, \$1,680 to \$2,040; average, \$1,860—	Average—	Average—	Average—		
Junior mathematician.....	No. Salary	No. Salary	No. Salary		
	☆ \$1,000	☆ \$1,238			
Total number of employees.....		☆ 1,000.00	☆ 1,238.24		
Total salaries and wages, field service.....					

## Estimates of appropriations required for the service of the fiscal year ending June 30, 1928—Continued

General object (title of appropriation), date of acts, references to Statutes at Large, or to Revised Statutes, and estimated amount required for each detailed object				Total amount to be appropriated under each head of appropriation	Amount appropriated for the fiscal year ending June 30, 1927
<b>Party Expenses, Coast and Geodetic Survey—Continued.</b> For special surveys that may be required by the Bureau of Lighthouses or other proper authority, and contingent expenses incident thereto ( <i>R. S.</i> , p. 910, secs. 4681-4691; <i>acts Mar. 3, 1871</i> , vol. 16, p. 508, sec. 1; <i>Jan. 28, 1898</i> , vol. 30, p. 826, sec. 1; <i>Feb. 14, 1903</i> , vol. 32, p. 826, sec. 4; <i>Apr. 29, 1926</i> , vol. 44, p. 862)				\$3,000.00	\$4,000.00
	Estimated expenditures, 1928 appropriation	Estimated expenditures, 1927 appropriation	Expended and obligated, 1926		
Field service:					
Salaries and wages—	Average—	Average—	Average—		
Salary range, \$1,320 to \$1,680; average, \$1,500—	No. Salary	No. Salary	No. Salary		
Hand.....	1½ \$1,400	1½ \$1,440	1½ \$1,440		
Salary range, \$900 to \$1,140; average, \$1,020—					
Hands.....	1½ 900	1 990	1 990		
Hand.....	1 960	1 960	1 960		
Hand.....	1 900	1 900	1 900		
Salary range, \$240 to \$420; average, \$330—					
Hand.....	1½ 360	1½ 360	1½ 360		
01 Total average number of employees.....	2½	3½	4½		
Total salary and wages, field service.....	2,400.00	3,000.00	3,755.81		
Supplies and materials:					
0200 Stationery and office supplies.....			4.71		
0230 Fuel.....		30.00	12.40		
0280 Sundry supplies.....		50.00	34.81		
0290 Materials.....	200.00	220.00	191.10		
02 Total supplies and materials.....	200.00	300.00	243.02		
Communication service:					
0510 Telephone service.....		5.00	.80		
0520 Other communication service.....		5.00	7.35		
05 Total communication service.....		10.00	8.15		
06 Travel expenses.....	100.00	100.00	15.85		
07 Transportation of things.....		20.00	25.52		
08 Photographing.....			4.42		
11 Rents.....	300.00	400.00	221.30		
12 Repairs and alterations.....		10.00	33.71		
13 Special and miscellaneous current expenses.....		10.00	1.03		
30 Equipment.....		150.00	41.17		
Total.....	3,000.00	4,000.00	4,350.00		
For objects not hereinbefore named that may be deemed urgent, including the preparation or purchase of plans and specifications of vessels and the employment of such hull draftsmen in the field and office as may be necessary for the same; the reimbursement, under rules prescribed by the Secretary of Commerce, of officers of the Coast and Geodetic Survey for food, clothing, medicines, and other supplies furnished for the temporary relief of distressed persons in remote localities and to shipwrecked persons temporarily provided for by them, not to exceed a total of \$550; actual necessary expenses of officers of the field force temporarily ordered to the office in the District of Columbia for consultation with the director, and not exceeding \$1,000 for the expenses of the attendance of representatives of the Coast and Geodetic Survey who may be designated as delegates from the United States at the meetings of the International Research Council or of its branches ( <i>same acts</i> )				4,000.00	3,500.00
	Estimated expenditures, 1928 appropriation	Estimated expenditures, 1927 appropriation	Expended and obligated, 1926		
Field service:					
Salary and wages—	Average—	Average—	Average—		
Salary range, \$2,400 to \$3,000; average, \$2,700—	No. Salary	No. Salary	No. Salary		
Assistant engineer.....	1 \$2,700	1 \$2,500	1 \$2,400		
01 Total personal services, field service.....	2,700.00	2,500.00	2,398.75		
06 Travel expenses.....	1,300.00	1,000.00	769.32		
Total.....	4,000.00	3,500.00	3,158.07		
In all, field expenses.....				617,070.00	623,570.00

*Estimates of appropriations required for the service of the fiscal year ending June 30, 1928—Continued*

General object (title of appropriation), date of acts, references to Statutes at Large, or to Revised Statutes, and estimated amount required for each detailed object				Total amount to be appropriated under each head of appropriation	Amount appropriated for the fiscal year ending June 30, 1927
<b>Repairs of Vessels, Coast Survey—</b> Vessels: For repairs of vessels, including traveling expenses of persons inspecting the repairs and exclusive of engineer's supplies and other ship chandlery ( <i>R. S.</i> , p. 910, secs. 4681-4691; <i>acts Mar. 3, 1871, vol. 16, p. 508, sec. 1; Jan. 28, 1898, vol. 30, p. 826, sec. 1; Feb. 14, 1903, vol. 32, p. 826, sec. 4; Apr. 29, 1926, vol. 44, p. 362</i> )				\$80,000.00	\$81,000.00
	Estimated expenditures, 1928 appropriation	Estimated expenditures, 1927 appropriation	Expended and obligated, 1926		
Supplies and materials:					
0230 Fuel			\$41.10		
0280 Sundry supplies			53.19		
0290 Materials	\$25.00	\$25.00	870.44		
02 Total supplies and materials	25.00	25.00	964.73		
06 Travel expenses	510.00	510.00	164.71		
07 Transportation of things	1,000.00	1,000.00	1,271.60		
09 Advertising	15.00	15.00	11.65		
12 Repairs and alterations	72,000.00	73,000.00	63,047.76		
Equipment:					
3010 Furniture, fittings, and fixtures	250.00	250.00	145.00		
3020 Scientific equipment			162.00		
3050 Other equipment	6,200.00	6,200.00	7,433.44		
30 Total equipment	6,450.00	6,450.00	7,740.44		
Total	80,000.00	81,000.00	73,200.89		
<b>Pay, etc., of Officers and Men, Coast Survey—</b> For all necessary employees to man and equip the vessels, including professional seamen serving as mates on vessels of the survey, to execute the work of the survey herein provided for and authorized by law ( <i>R. S.</i> , p. 910, secs. 4681-4691; <i>acts Mar. 3, 1871, vol. 16, p. 508, sec. 1; Jan. 28, 1898, vol. 30, p. 826, sec. 1; Feb. 14, 1903, vol. 32, p. 826, sec. 4; Apr. 29, 1926, vol. 44, p. 362</i> )				650,000.00	650,000.00
	Estimated expenditures, 1928 appropriation	Estimated expenditures, 1927 appropriation	Expended and obligated, 1926		
Field service:					
Salaries and wages—					
Salary range, \$2,100 to \$2,700; average, \$2,400—	<i>Average—</i>	<i>Average—</i>	<i>Average—</i>		
Chief marine engineers	No. 2 Salary \$2,580	No. 2 Salary \$2,580	No. 2 Salary \$2,580		
Chief marine engineers	2 2,460	2 2,460	2 2,460		
Chief marine engineers	7 2,340	7 2,340	8½ 2,340		
Mates	4 2,280	4 2,280	4 2,280		
Assistant marine engineer	1 2,220	1 2,220	½ 2,220		
Surgeons	6 2,100	6 2,100	5½ 2,100		
Salary range, \$1,800 to \$2,400; average, \$2,100—					
Deck officers	21 2,000	21 2,000	22½ 2,000		
Assistant marine engineers	6 1,980	6 1,980	6 1,980		
Salary range, \$1,680 to \$2,040; average, \$1,860—					
Chief radio operator	1 1,800	1 1,800	½ 1,800		
Assistant marine engineers	4 1,740	4 1,740	4 1,740		
Salary range, \$1,320 to \$1,680; average, \$1,500—					
Assistant marine engineers	7 1,560	7 1,560	7 1,560		
Chief radio operators	1 1,500	1 1,500	1½ 1,500		
Electricians	2 1,500	2 1,500	2 1,500		
Chief writers	10 1,320	10 1,320	10 1,320		
Boatswains	5 1,320	5 1,320			
Salary range, \$1,140 to \$1,500; average, \$1,320—					
Boatswains	3 1,200	3 1,200	8 1,200		
Carpenters	6 1,200	6 1,200			
Radio operators	9 1,200	9 1,200	9 1,200		
Stewards	10 1,200	10 1,200	10 1,200		
Cooks	15 1,200	15 1,200	15 1,200		
Salary range, \$1,020 to \$1,200; average, \$1,140—					
Boatswains	7 1,080	7 1,080	7 1,080		
Carpenters	3 1,080	3 1,080	8 1,080		
Pharmacist	1 1,080	1 1,080	1 1,080		
Stewards	5 1,080	5 1,080	5 1,080		
Cooks	7 1,080	7 1,080	7 1,080		
Quartermasters	7 1,080	7 1,080			
Salary range, \$900 to \$1,140; average, \$1,020—					
Writers	5 1,020	5 1,020			
Radio operators	5 1,020	5 1,020			
Writers	1 960	1 960	8 960		
Radio operators	14 960	14 960	7 960		
Others	2 960	2 960			
Coxswains	2 960	2 960			
Masters at arms	2 960	2 960			
Quartermasters	19 960	19 960			
Oilers	5 900	5 900	19 900		
Quartermasters	4 900	4 900	12 900		
Writers	1 900	1 900	2 900		

*Estimates of appropriations required for the service of the fiscal year ending June 30, 1928—Continued*

General object (title of appropriation), date of acts, references to Statutes at Large, or to Revised Statutes, and estimated amount required for each detailed object				Total amount to be appropriated under each head of appropriation	Amount appropriated for the fiscal year ending June 30, 1927
<i>Pay, etc., of Officers and Men, Coast Survey—Continued.</i>					
	Estimated expenditures, 1928 appropriation	Estimated expenditures, 1927 appropriation	Expended and obligated, 1926		
Field service—Continued.					
Salaries and wages—Continued.					
Salary range, \$780 to \$1,020; average, \$900—	Average—	Average—	Average—		
	No. Salary	No. Salary	No. Salary		
Firemen.....	30 \$870	30 \$870	30 \$870		
Seamen.....	95 870	95 870	95 870		
Boatswain mates.....	2 840	2 840	2 840		
Coxswains.....	5 840	5 840	7 840		
Masters at arms.....	2 840	2 840	4 840		
Quartermasters.....	8 840	8 840	27 840		
Firemen.....	20 810	20 810	52 810		
Cooks.....	10 810	10 810	10 810		
Seamen.....	40 780	40 780	143 780		
Assistant engineer.....	1 780	1 780	1 780		
Salary range, \$600 to \$780; average, \$690—					
Mess attendants.....	35 720	35 720	35 720		
Assistant engineers.....	2 605	2 605	2 605		
Salary range, \$420 to \$600; average, \$510—					
Boatswain.....	1 480	1 480	1 480		
Stewards.....	2 421	2 421	2 421		
Carpenter.....	1 421	1 421	1 421		
Cook.....	1 421	1 421	1 421		
Salary range, \$240 to \$420; average, \$330—					
Oilers.....	3 361	3 361	3 361		
Boatswain.....	1 361	1 361	1 361		
Radio operators.....	2 361	2 361	2 361		
Cook.....	1 269	1 269	1 269		
Firemen.....	6 240	6 240	6 240		
Boatswain mate.....	1 240	1 240	1 240		
Quartermasters.....	4 240	4 240	4 240		
Salary range below \$240—					
Quartermasters.....	4 211	4 211	4 211		
Mess attendants.....	4 211	4 211	4 211		
Cook.....	1 197	1 197	1 197		
Seamen.....	13 185	13 185	13 185		
Firemen.....	6 181	6 181	6 181		
Mess attendant.....	1 181	1 181	1 181		
Seamen.....	12 162	12 162	12 162		
Cook.....	1 162	1 162	1 162		
Total average number of employees.....	527	527	538		
Total salaries and wages, field service.....	510,400	510,400	506,092		
0140 Subsistence of officers.....	9,000	9,000	8,338		
0140 Rations of crews.....	130,000	130,000	128,158		
01 Total personal services.....	649,400	649,400	643,588		
02 Medical and hospital supplies.....	600	600	600		
Total.....	650,000	650,000	644,188		
<i>Pay and Allowances Commissioned Officers, Coast and Geodetic Survey—</i>					
Pay, commissioned officers: For pay and allowances prescribed by law for commissioned officers on sea duty and other duty holding relative rank with officers of the Navy, including one director with relative rank of captain, two hydrographic and geodetic engineers with relative rank of captain, seven hydrographic and geodetic engineers with relative rank of commander, nine hydrographic and geodetic engineers with relative rank of lieutenant commander, thirty-eight hydrographic and geodetic engineers with relative rank of lieutenant, fifty-five junior hydrographic and geodetic engineers with relative rank of lieutenant (junior grade), twenty-nine aids with relative rank of ensign, and including officers retired in accordance with existing law \$490,000: <i>Provided</i> , That the Secretary of Commerce may designate one of the hydrographic and geodetic engineers to act as assistant director [ <i>Provided further</i> , That hereafter officers of the Coast and Geodetic Survey performing travel by Government-owned vessels for which no transportation fare is charged shall only be entitled to reimbursement of actual and necessary expenses incurred] ( <i>acts May 13, 1920, vol. 41, p. 603, sec. 11; Apr. 23, 1926, vol. 44, p. 362</i> ).....				\$490,000.00	\$490,000.00
01 Pay of commissioned officers: Expenditures—1928, \$490,000; 1927, \$490,000; 1926, \$456,757.06.					

*Estimates of appropriations required for the service of the fiscal year ending June 30, 1928—Continued*

General object (title of appropriation), date of acts, references to Statutes at Large, or to Revised Statutes, and estimated amount required for each detailed object	Total amount to be appropriated under each head of appropriation			Amount appropriated for the fiscal year ending June 30, 1927
<b>Salaries, Coast and Geodetic Survey—</b> Office force: For personal services in the District of Columbia in accordance with the classification act of 1923 ( <i>act Apr. 29, 1926, vol. 44, p. 363</i> )-----	\$436, 520. 00			\$425, 000. 00
	Estimated expenditures, 1928 appropriation	Estimated expenditures, 1927 appropriation	Expended and obligated, 1926	
Departmental service:				
Salaries—				
Professional and scientific service—				
Grade 5, \$5,200 to \$6,000; average, \$5,600—	<i>Average—</i>	<i>Average—</i>	<i>Average—</i>	
Senior engineer (chief cartographic draftsman).....	No.    Salary	No.    Salary	No.    Salary	
Grade 4, \$3,800 to \$5,000; average, \$4,400—	1    \$5,400	1    \$5,400	1    \$5,300	
Scientists (mathematicians).....	9    3,800	8    3,978	9    3,911	
Engineers (cartographers, chief engravers, chiefs of division, chief printers).....	13    3,973	13    3,954	13    3,869	
Grade 3, \$3,000 to \$3,600; average, \$3,300—				
Associate scientists (associate mathematicians).....	9    3,000	7    3,100	7½    2,979	
Associate engineers (associate cartographers, engravers, lithographers).....	11    3,000	11    3,100	11    3,027	
Grade 2, \$2,400 to \$3,000; average, \$2,700—				
Assistant scientists (assistant mathematicians).....	3    2,500	5    2,471	5    2,342	
Assistant engineers (assistant cartographers).....	5    2,480	5    2,500	3½    2,413	
Assistant librarian (librarian).....	1    2,500	1    2,500	1    2,450	
Grade 1, \$1,860 to \$2,400; average, \$2,111.42—				
Junior scientists (junior mathematicians).....	13    1,920	13    1,920	9½    1,862	
Junior engineers (junior cartographers).....	6    1,983	5    1,965	4    1,954	
Subprofessional service—				
Grade 8, \$2,400 to \$3,000; average, \$2,700—				
Chief engineering draftsmen (draftsmen).....	3    2,600	3    2,600	3    2,450	
Chief engineering aid (instrument maker).....	1    2,500	1    2,500	1    2,450	
Chief lithographers, artistic (lithographers).....	9    2,500	9    2,500	9    2,444	
Chief lithographer, mechanical (lithographic pressman).....	1    2,500	1    2,500	1    2,550	
Grade 7, \$2,100 to \$2,700; average, \$2,400—				
Principal laboratory mechanics (instrument makers, pattern makers).....	2    2,200	2    2,200	2    2,250	
Principal lithographer, mechanical (photographer).....	1    2,200		1    1,960	
Grade 6, \$1,860 to \$2,400; average, \$2,111.42—				
Senior laboratory mechanics (instrument makers).....	5    1,920	6    1,920	5½    1,875	
Senior engineering draftsmen (draftsmen).....	2    1,920	1    1,920	1½    1,860	
Senior lithographers, artistic (lithographers, engravers).....	6    1,980	8    1,943	6    1,910	
Senior lithographers, mechanical (lithographers, printers).....	13    1,920	11    1,936	12½    1,964	
Grade 5, \$1,680 to \$2,040; average, \$1,860—				
Laboratory mechanics (pattern maker).....	2    1,740	2    1,740	2½    1,680	
Engineering draftsmen (draftsmen).....	5    1,740	4    1,740	4½    1,692	
Grade 4, \$1,600 to \$1,860; average, \$1,680—				
Assistant laboratory mechanic (electrotypist).....	1    1,560	1    1,560	1    1,530	
Assistant engineering draftsmen (chart correctors).....	5    1,548	5    1,560	3    1,510	
Junior library assistant.....	1    1,560	1    1,560	1    1,500	
Assistant lithographers, artistic (apprentice engravers, lithographers).....	2    1,560	1    1,560	1½    1,508	
Grade 3, \$1,320 to \$1,680; average, \$1,500—				
Junior lithographers, mechanical (lithographic pressmen).....	1    1,320		1    1,680	
Junior lithographers, artistic (lithographers).....		4    1,500	½    1,320	
Grade 2, \$1,140 to \$1,500; average, \$1,320—				
Minor library assistant.....	1    1,320	1    1,320	1    1,260	
Apprentice lithographers, mechanical.....	2    1,200	4    1,200	1    1,140	
Clerical, administrative, and fiscal service—				
Grade 9, \$3,000 to \$3,800; average, \$3,300—				
Senior administrative assistants (chiefs of division).....	2    3,100	2    3,100	2    3,100	
Grade 8, \$2,700 to \$3,300; average, \$3,000—				
Administrative assistant (chief of section).....	1    2,800	1    2,800	1    2,750	
Grade 7, \$2,400 to \$3,000; average, \$2,700—				
Junior administrative assistant (secretary to director).....	1    2,500	1    2,500	1    2,500	
Chief photographer.....	1    2,500	1    2,500	1    2,450	
Assistant editor (editor).....	1    2,400	1    2,400	1    2,400	
Grade 6, \$2,100 to \$2,700; average, \$2,400—				
Principal clerks.....	3    2,200	3    2,200	3    2,150	
Grade 5, \$1,860 to \$2,400; average, \$2,111.42—				
Senior clerks.....	4    2,020	4    2,020	4    1,968	
Senior clerk-stenographer.....	1    1,920	1    1,920	1    1,890	
Grade 4, \$1,680 to \$2,040; average, \$1,860—				
Clerks.....	7    1,791	7    1,791	7    1,740	
Clerk-stenographers.....	2    1,740	2    1,740	1½    1,700	
Grade 3, \$1,500 to \$1,860; average, \$1,680—				
Assistant clerks.....	3    1,500	4    1,560	4½    1,512	
Senior stenographers.....	3    1,500	2    1,560	3½    1,485	
Assistant clerk-stenographers.....	3    1,560	4    1,540	2½    1,485	
Junior transportation and traffic clerk.....	1    1,560	1    1,560	1    1,530	
Assistant office draftsman.....			½    1,500	
Assistant photographer.....	1    1,560	1    1,560	1    1,500	
Grade 2, \$1,320 to \$1,680; average, \$1,500—				
Junior clerk.....	1    1,380	1    1,380	1    1,350	
Junior clerk-stenographers.....	2    1,380	1    1,380	3    1,320	
Junior clerk-typist.....	1    1,380	1    1,380	1½    1,320	
Junior stenographers.....	2    1,380	2    1,380	1½    1,360	
Grade 1, \$1,140 to \$1,500; average, \$1,320—				
Underclerks.....	2    1,200	2    1,200	2    1,155	
Underclerk-typist.....			½    1,140	

*Estimates of appropriations required for the service of the fiscal year ending June 30, 1928—Continued*

General object (title of appropriation), date of acts, references to Statutes at Large, or to Revised Statutes, and estimated amount required for each detailed object				Total amount to be appropriated under each head of appropriation	Amount appropriated for the fiscal year ending June 30, 1927
<i>Salaries, Coast and Geodetic Survey—Continued.</i>					
Departmental service—Continued. Salaries—Continued. Custodial service— Grade 10, \$2,400 to \$3,000; average, \$2,700— Mechanical superintendent (engineer)..... Grade 6, \$1,500 to \$1,860; average, \$1,680— Mechanic..... Grade 4, \$1,140 to \$1,500; average, \$1,320— Head messenger..... Grade 3, \$1,020 to \$1,260; average, \$1,140— Messengers..... Senior laborers..... Grade 2, \$780 to \$1,140; average, \$1,020— Junior laborer..... Grade 1, \$600 to \$780; average, \$690— Junior messenger..... Total average number of employees..... Total salaries, departmental service..... The difference between 1928 and 1927 is due to increase in force, \$11,520.					
	Estimated expenditures, 1928 appropriation	Estimated expenditures, 1927 appropriation	Expended and obligated, 1926		
	Average— No. Salary	Average— No. Salary	Average— No. Salary		
	1 \$2,500	1 \$2,500	1 \$2,450		
	1 1,580	1 1,560	1 1,500		
	1 1,200	1 1,200	1 1,140		
	2 1,140	2 1,140	2 1,080		
	10 972	9 1,080	10 1,050		
	1 900		1 900		
			1 600		
01	194 436,520	190 425,000	184 407,978		
<i>General Expenses, Coast and Geodetic Survey—</i> Office expenses: For purchase of new instruments (except surveying instruments), including their exchange, materials, equipment, and supplies required in the instrument shop, carpenter shop, and drawing division; books, scientific and technical books, journals, books of reference, maps, charts, and subscriptions; copper plates, chart paper, printer's ink, copper, zinc, and chemicals for electrotyping and photographing; engraving, printing, photographing, and electrotyping supplies; photolithographing charts and printing from stone and copper for immediate use; stationery for office and field parties; transportation of instruments and supplies when not charged to party expenses; office wagon and horses or automobile truck; heating, lighting, and power; telephones, including operation of switchboard; telegrams, ice, and washing; office furniture; repairs, [and including not to exceed \$500 for construction of concrete pit for relocation of chart printing press in pressroom of building occupied by the Coast and Geodetic Survey in the District of Columbia,] traveling expenses of officers and others employed in the office sent on special duty in the service of the office; miscellaneous expenses, contingencies of all kinds, <i>street-car fares, not exceeding \$90 (act Apr. 29, 1926, vol. 44, p. 363)</i>				\$65,000.00	\$67,100.00
Departmental service: Salaries— Clerical, administrative, and fiscal service— Grade 1, \$1,140 to \$1,500; average, \$1,320— Underoperators, office devices (telephone operators)..... Total average number of employees..... Total salaries, departmental service..... The difference between 1928 and 1927 is due to increase in salaries, \$120.					
	Estimated expenditures, 1928 appropriation	Estimated expenditures, 1927 appropriation	Expended and obligated, 1926		
	Average— No. Salary	Average— No. Salary	Average— No. Salary		
	2 \$1,320	2 \$1,200	2 \$1,155		
01	2 2,640.00	2 2,400.00	2 2,323.21		
Supplies and materials: 0200 Office supplies..... 0201 Stationery..... 0210 Hospital supplies..... 0230 Fuel..... 0280 Sundry supplies..... 0290 Materials..... 02 Total supplies and materials..... Communication service: 0500 Telegraph service..... 0510 Telephone service..... 05 Total communication service..... 06 Travel expenses..... 07 Transportation of things..... 08 Printing and binding..... 09 Advertising..... 10 Furnishing of heat, light, power, water, and electricity..... 12 Repairs and alterations..... Equipment: 3010 Furniture, furnishings, and fixtures..... 3020 Educational, scientific, and recreational..... 3050 Other equipment..... 30 Total equipment..... Total.....					
	6,500.00	4,200.00	6,491.04		
	5.00	2,000.00	9.71		
	20.00	20.00	19.25		
	32,335.00	34,175.00	31,839.51		
	3,000.00	2,500.00	3,076.44		
02	41,860.00	42,895.00	41,435.95		
	600.00	750.00	600.00		
	1,150.00	1,100.00	1,114.15		
05	1,750.00	1,850.00	1,714.15		
06	600.00	900.00	581.70		
07	1,250.00	1,245.00	1,200.00		
08	300.00	480.00	294.00		
09		30.00			
10	3,000.00	3,000.00	2,949.40		
12	2,000.00	2,500.00	937.69		
	9,000.00	8,100.00	9,203.74		
	1,500.00	3,000.00	1,299.28		
	1,100.00	700.00	1,106.76		
30	11,600.00	11,800.00	11,609.78		
Total	65,000.00	67,100.00	63,045.88		

General object (title of appropriation), date of acts, references to Statutes at Large, or to Revised Statutes, and estimated amount required for each detailed object

Total amount to be appropriated under each head of appropriation

Amount appropriated for  
the fiscal year ending  
June 30, 1927

## Total, Coast and Geodetic Survey

**\$2, 338, 590. 00**

**\$2, 336, 670. 00**

*Salaries, Bureau of Fisheries—*

Commissioner's office: For the commissioner and other personal services in the District of Columbia in accordance with the classification act of 1923 (*acts Feb. 14, 1903, vol. 32, p. 827, sec. 4; Apr. 29, 1926, vol. 44, p. 363*).

**\$164, 778, 00**

For pay of employees in the field, as follows:

Alaska service (same acts)-----	49,210.00
---------------------------------	-----------

Alaska service (same acts)-----	48, 210. 00
Employees at large (same acts)-----	40, 850. 00

Employees at large (same acts)-----	40, 550. 00
Distribution (car) employees (same acts)-----	33, 600. 00

Distribution (car) employees (same acts)-----	88, 000. 00
Employees at fish cultural stations (same acts)-----	260, 000. 00

Employees at fish cultural stations (same acts)-----	200,000.00
Employees at fish rescue station Mississippi River Valley (same acts)--	19,600.00

Employees at fish rescue station Mississippi river valley (same acts)-----	19, 000. 00
Employees at biological stations (same acts)-----	40, 860. 00

Employees at biological stations (same as 1905)	10,500.00
For pay of officers and employees for the [steamers] vessels [Gannet,	

For pay of crews and employees for the [steamers] vessels [Gannet, Halcyon, and Phalarope] of the Atlantic coast (same acts)-----	42,800.00
--	-----------

For pay of officers and crew of vessels for Alaska fisheries service (same

For pay of officers and crew of vessels for Alaska fisheries service (same acts) -----	65,970.00
---	-----------

**65, 970. 00**

717,668.00

**688,378.00**

	Estimated expenditures, 1928 appropriation	Estimated expenditures, 1927 appropriation	Expended and obligated, 1926
Departmental service:			
Salaries—			
Professional services—			
Grade 6, \$6,000 to \$7,500; average, \$6,750—			
Chief scientist (Commissioner of Fish and Fisheries)	<i>Average—</i> No. 1 Salary \$7,000	<i>Average—</i> No. 1 Salary \$7,000	<i>Average—</i> No. 1 Salary \$6,500
Grade 5, \$5,200 to \$6,000; average, \$5,600—			
Senior scientist (Deputy Commissioner of Fisheries)	1 5,800	1 5,800	1 5,400
Grade 4, \$3,800 to \$5,000; average, \$4,400—			
Scientists (assistants in charge of divisions)	3 4,200	3 4,200	3 4,000
Scientists (ichthyologist)	1 3,800	1 3,800	1 3,800
Scientist (fish pathologist)	1 4,000	1 4,000	1 4,000
Scientists (technologist)	2 4,000	2 4,000	2 3,900
Grade 3, \$3,000 to \$3,600; average, \$3,300—			
Associate aquatic biologists (assistant chief of division)	1 3,000	1 3,000	1 3,000
Associate aquatic biologist (associate aquatic biologist)	2 3,050	2 3,050	2 3,000
Associate architect (architect)	1 3,000	1 3,000	1 3,000
Grade 2, \$2,400 to \$3,000; average, \$2,700—			
Assistant scientist (assistant aquatic biologist)	1 2,400	1 2,400	1 2,400
Assistant engineer	1 2,400	1 2,400	1 2,400
Grade 1, \$1,800 to \$2,400; average, \$2,100—			
Junior scientists (junior aquatic biologist)	2 2,100	2 2,100	2 1,940
Subprofessional service:			
Grade 8, \$2,400 to \$3,000; average, \$2,700—			
Chief scientific aid (chief scientific aid)	1 2,800	1 2,800	1 2,700
Chief scientific aid (superintendent of fish distribution)	1 2,500	1 2,500	1 2,500
Grade 7, \$2,100 to \$2,700; average, \$2,400—			
Principal scientific aid	1 2,100	1 2,100	1 2,100
Grade 6, \$1,800 to \$2,400; average, \$2,100—			
Senior library assistant (librarian)	1 1,920	1 1,920	1 1,920
Grade 4, \$1,500 to \$1,800; average, \$1,650—			
Assistant laboratory mechanic	1 1,560	1 1,560	1 1,500
Grade 3, \$1,320 to \$1,680; average, \$1,500—			
Junior scientific aid	1 1,500	1 1,500	1 1,500
Under library assistant	1 1,500	1 1,500	1 1,500
Grade 1, \$900 to \$1,200; average, \$1,020—			
Minor scientific helpers (apprentice fish culturist)	2 1,050	2 1,050	2 1,035
Clerical, administrative, and fiscal service:			
Grade 11, \$3,800 to \$5,000; average, \$4,400—			
Administrative officer (assistant in charge of division)	1 4,200	1 4,200	1 4,000
Grade 9, \$3,000 to \$3,600; average, \$3,300—			
Senior administrative assistant (assistant in charge of office)	1 3,200	1 3,200	1 3,100
Grade 7, \$2,400 to \$3,000; average, \$2,700—			
Junior administrative assistant (special assistant)	1 2,900	1 2,900	1 2,900
Junior administrative assistant (secretary to commissioner)	1 2,800	1 2,800	1 2,700
Junior administrative assistants	2 2,400	2 2,400	1 2,400
Grade 6, \$2,100 to \$2,700; average, \$2,400—			
Principal clerks	4 2,175	4 2,175	1 2,200
Grade 5, \$1,800 to \$2,400; average, \$2,100—			
Senior clerks	2 2,100	2 2,100	5 2,100
Senior clerk (stenographer)	1 2,100	1 2,100	1 2,100

*Estimates of appropriations required for the service of the fiscal year ending June 30, 1928—Continued*

General object (title of appropriation), date of acts, references to Statutes at Large, or to Revised Statutes, and estimated amount required for each detailed object				Total amount to be appropriated under each head of appropriation		Amount appropriated for the fiscal year ending June 30, 1927	
<i>Salaries, Bureau of Fisheries—Continued.</i>							
	Estimated expenditures, 1928 appropriation		Estimated expenditures, 1927 appropriation		Expended and obligated, 1926		
Departmental service—Continued.							
Salaries—Continued.							
Clerical, administrative, and fiscal service—Con.							
Grade 4, \$1,680 to \$2,040; average, \$1,860—	Average—		Average—		Average—		
Clerks.....	No.	Salary	No.	Salary	No.	Salary	
Clerk-stenographers.....	4	\$1,680	4	\$1,680	3 $\frac{1}{2}$	\$1,758	
Grade 3, \$1,500 to \$1,860; average, \$1,680—	6	1,800	6	1,800	4 $\frac{1}{2}$	1,780	
Assistant clerks.....	5	1,680	5	1,680	5	1,680	
Assistant clerk-stenographer.....	1	1,680	1	1,680	1	1,680	
Grade 2, \$1,320 to \$1,680; average, \$1,500—	4	1,558	4	1,558	5	1,542	
Junior clerks.....	6	1,460	6	1,460	6 $\frac{1}{2}$	1,398	
Junior clerk-stenographers.....	1	1,200	1	1,200	1	1,200	
Grade 1, \$1,140 to \$1,500; average, \$1,320—	1	1,200	1	1,200	1	1,200	
Underclerk.....	1	1,200	1	1,200	1	1,200	
Custodial service—							
Grade 4, \$1,140 to \$1,500; average, \$1,320—	1	1,200	1	1,200	1	1,140	
Undermechanic.....	1	1,140	1	1,140	1	1,140	
Head messenger.....	4	1,125	4	1,125	4	1,088	
Grade 3, \$1,020 to \$1,260; average, \$1,140—	2	960	2	960	2	945	
Messengers.....	2	960	2	960	2	945	
Grade 2, \$900 to \$1,140; average, \$1,020—	74	164,778	74	164,778	74 $\frac{1}{2}$	160,048	
Junior laborers.....							
Total number of employees.....							
Total salaries, departmental service.....							
Field service:							
Alaska service—							
Salaries (Pribilof Islands)—							
Salary range, \$3,000 to \$3,600; average, \$3,300—	1	3,500	1	3,500	1	3,450	
Superintendent.....	2	2,900	2	2,900	1 $\frac{1}{2}$	2,750	
Salary range, \$2,400 to \$3,000; average, \$2,700—	2	2,800	2	2,800	2	2,800	
Agents and caretakers.....	2	2,600	2	2,600	2	2,550	
Physicians.....	1	2,040	1	2,040	1 $\frac{1}{2}$	1,800	
Salary range, \$2,100 to \$2,700; average, \$2,400—	3	1,800	3	1,800	3	1,800	
Storekeepers.....							
Salary range, \$1,800 to \$2,400; average, \$2,100—							
Assistant to agent.....							
Salary range, \$1,680 to \$2,040; average, \$1,860—							
School-teachers.....							
At large—							
Salaries—							
Salary range, \$3,300 to \$3,900; average, \$3,600—	1	3,500	1	3,500	1	3,350	
Agent.....	3	2,266	3	2,266	2 $\frac{1}{2}$	2,250	
Salary range, \$2,100 to \$2,700; average, \$2,400—	1	2,100	1	2,100	1	2,100	
Assistant agents.....	1	1,860	1	1,860	1	1,860	
Inspector.....	2	1,500	2	1,500	1	1,500	
Salary range, \$1,860 to \$2,400; average, \$2,100—	6	1,440	6	1,440	7	1,380	
Assistant agent.....							
Salary range, \$1,500 to \$1,800; average, \$1,680—							
Wardens.....							
Salary range, \$1,320 to \$1,680; average, \$1,500—							
Wardens.....							
Total average number of employees.....	25	53,450	25	53,450	24 $\frac{1}{2}$	49,888	
Total salaries, Alaska service.....		4,240		4,240		4,040	
Deduct allowances for subsistence, lodging, etc.....							
Net salaries and wages.....		49,210		49,210		45,948	
Employees at large—							
Salaries—							
Salary range, \$3,300 to \$3,900; average, \$3,600—	1	3,800	1	3,800	1	3,800	
Naturalist.....	4	2,725	4	2,725	4	2,650	
Salary range, \$2,400 to \$3,000; average, \$2,700—	1	3,000	1	3,000	1	3,000	
Field assistants.....	2	1,860	2	1,860	2	1,860	
Field superintendent.....	1	1,560	1	1,560	1	1,560	
Salary range, \$1,860 to \$2,400; average, \$2,100—	1	1,500	1	1,500	1	1,440	
Scientific assistants.....	1	1,380	1	1,380	1	1,320	
Salary range, \$1,500 to \$1,860; average, \$1,680—	3	1,320	3	1,320	3	1,320	
Clerk.....	2	1,260	2	1,260	2	1,260	
Salary range, \$1,320 to \$1,680; average, \$1,500—	2	1,230	2	1,230	1 $\frac{1}{2}$	1,200	
Clerk.....	1	1,200	1	1,200	1	1,200	
Salary range, \$900 to \$1,140; average, \$1,020—	2	1,140	2	1,140	1 $\frac{1}{2}$	1,080	
Coxswains.....	3	840	3	840	3	840	
Salary range, \$780 to \$1,020; average, \$900—							
Local statistical agents.....							
Total average number of employees.....	24	40,850	24	40,850	23 $\frac{1}{2}$	39,144	
Total salaries.....							



*Estimates of appropriations required for the service of the fiscal year ending June 30, 1928—Continued*

General object (title of appropriation), date of acts, references to Statutes at Large, or to Revised Statutes, and estimated amount required for each detailed object	Total amount to be appropriated under each head of appropriation		Amount appropriated for the fiscal year ending June 30, 1927
<b>Salaries, Bureau of Fisheries—Continued.</b>			
	Estimated expenditures, 1928 appropriation	Estimated expenditures, 1927 appropriation	Expended and obligated, 1926
<b>Field service—Continued.</b>			
<b>Distribution (car) employees—</b>			
<b>Salaries—</b>	<i>Average—</i>	<i>Average—</i>	<i>Average—</i>
Salary range, \$1,680 to \$2,040; average, \$1,860—	No. 5	No. 5	No. 5
Car captains	Salary \$1,752	Salary \$1,752	Salary \$1,710
Salary range, \$1,320 to \$1,680; average, \$1,500—			
Car messengers	6 1,420	6 1,420	5½ 1,400
Salary range, \$1,140 to \$1,500; average, \$1,320—			
Assistant car messengers	4½ 1,280	4½ 1,280	3½ 1,280
Apprentice car messengers	5 1,164	5 1,164	4½ 1,140
Salary range, \$900 to \$1,140; average, \$1,020—			
Car cooks	5 1,020	5 1,020	4½ 990
Total average number of employees	25½	25½	24½
Total salaries	33,600	33,600	31,683
<b>Employees of fish cultural stations—</b>			
<b>Salaries—</b>			
Salary range, \$2,100 to \$2,700; average, \$2,400—			
Superintendents	3 2,400	3 2,400	2 2,400
Salary range, \$1,860 to \$2,400; average, \$2,100—			
Superintendents	31 2,100	31 2,100	27½ 2,100
Salary range, \$1,680 to \$2,040; average, \$1,860—			
Foremen	2 1,740	2 1,740	1½ 1,740
Salary range, \$1,500 to \$1,860; average, \$1,680—			
Foremen	15 1,640	15 1,640	14½ 1,560
Engineers	5 1,500	3 1,500	3 1,440
Salary range, \$1,140 to \$1,500; average, \$1,320—			
Machinists	2 1,410	2 1,410	2 1,320
Fish culturists	40 1,300	40 1,300	38½ 1,300
Apprentice fish culturists	11 1,200	12 1,200	11½ 1,140
Salary range, \$900 to \$1,140; average, \$1,020—			
Cooks	4 1,080	4 1,080	3½ 1,060
Apprentice fish culturists	84 960	82 960	81½ 950
Firemen	10 980	10 980	9½ 960
Salary range, \$780 to \$1,020; average, \$900—			
Custodians	2 840	2 840	2 840
Total average number of employees	209	206	201½
Total salaries and wages at fish cultural stations	273,320	268,620	256,341
Deduct allowances for subsistence, quarters, etc.	13,320	13,350	12,566
Cash payment salaries and wages	260,000	255,270	243,775
Difference between 1928 and 1927 is due to—			
Increase in force	\$3,600		
Increase in salaries	1,130		
Total increase	4,730		
<b>Fish rescue station—</b>			
<b>Salaries—</b>			
Salary range, \$2,700 to \$3,300; average, \$3,000—			
District supervisor	1 3,000	1 3,000	1 2,900
Salary range, \$1,860 to \$2,400; average, \$2,100—			
Superintendent	1 1,980	1 1,980	1 1,950
Salary range, \$1,500 to \$1,860; average, \$1,680—			
Field foremen	1 1,560	2 1,560	2 1,560
Salary range, \$1,320 to \$1,680; average, \$1,500—			
Clerk	1 1,440	1 1,440	1 1,415
Engineer	1 1,440	1 1,440	1 1,440
Fish culturists at large	2½ 1,380	2½ 1,380	2½ 1,380
Salary range, \$900 to \$1,260; average, \$1,080—			
Fish culturist at large	1 1,200	1 1,200	1 1,110
Coxswains at large	2 1,080	2 1,080	2 1,080
Apprentice fish culturists	2 960	2 960	1½ 960
Total average number of employees	13½	13½	13½
Total salaries and wages at fish rescue station	20,020	20,020	19,395
Deduct allowances for subsistence, lodging, etc.	420	420	420
Cash payment salaries and wages	19,600	19,600	18,975
<b>Employees at biological stations—</b>			
<b>Salaries—</b>			
Salary range, \$3,800 to \$5,000; average, \$4,000—			
Directors	2 4,000	2 4,000	3 4,000
Salary range, \$3,000 to \$3,600; average, \$3,300—			
Associate aquatic biologist	1 3,000	1 3,000	
Salary range, \$2,100 to \$2,700; average, \$2,400—			
Superintendent of fish culture	1 2,300	1 2,300	1 2,300
Salary range, \$1,860 to \$2,400; average, \$2,100—			
Scientific assistants	5 1,900	4 1,920	2½ 1,960
Laboratory aid			½ 1,860
Shell expert	1 2,000	1 2,000	1 2,000
Foremen	2 2,000	2 2,000	1 2,000
Salary range, \$1,500 to \$1,860; average, \$1,680—			
Fish culturists	1 1,560	1 1,560	2 1,590
Engineer	1 1,620	1 1,620	1 1,620
Salary range, \$1,140 to \$1,500; average, \$1,320—			
Clerks	2 1,320	2 1,320	1 1,320
Engineer			½ 1,260
Laboratory aid	1 1,320	1 1,320	

*Estimates of appropriations required for the service of the fiscal year ending June 30, 1928—Continued*

General object (title of appropriation), date of acts, references to Statutes at Large, or to Revised Statutes, and estimated amount required for each detailed object	Estimated expenditures, 1928 appropriation		Estimated expenditures, 1927 appropriation		Expended and obligated, 1926	Total amount to be appropriated under each head of appropriation	Amount appropriated for the fiscal year ending June 30, 1927
<b>Salaries, Bureau of Fisheries—Continued.</b>							
Field service—Continued.							
Employees at biological stations—Continued.							
Salaries—Continued.							
Salary range, \$900 to \$1,140; average, \$1,020—	<i>Average—</i>		<i>Average—</i>		<i>Average—</i>		
Apprentice fish culturists.....	No.	Salary	No.	Salary	No.	Salary	
Firemen.....	5	\$900	5	\$900	4	\$900	
	2	900	2	900	1½	900	
Total average number of employees.....	24		23		19½		
Total salaries and wages employees at biological stations.....		42,280		40,420		35,733	
Deduct allowances for subsistence, etc.....		1,420		1,420		1,400	
Cash payment, salaries and wages.....		40,860		39,000		34,333	
The difference between 1928 and 1927 is due to increase in force, \$1,860.							
Vessels, Atlantic Coast:							
Salaries—							
Salary range, \$2,400 to \$3,000; average, \$2,700—							
Master.....	1	2,900	1	2,900	1	2,900	
Engineer.....	1	2,600	1	2,600	1	2,600	
Salary range, \$1,860 to \$2,400; average, \$2,100—							
Masters.....	2	2,200	2	2,200	2	2,200	
First officer.....	1	2,200	1	2,200	1	2,200	
Assistant engineers.....	3	2,100	2	2,100	2	2,100	
Salary range, \$1,680 to \$2,040; average, \$1,860—							
Mate.....	1	1,860	1	1,860	1	1,860	
Engineer.....	1	1,800	1	1,800	1	1,800	
Salary range, \$1,320 to \$1,680; average, \$1,500—							
Steward.....	1	1,500	1	1,500	1	1,500	
Fishermen.....	10	1,440	9	1,440	7½	1,440	
Firemen.....	4	1,380	1	1,380	1	1,380	
Cooks.....	2	1,380	1	1,380	1	1,380	
Salary range, \$1,140 to \$1,500; average, \$1,320—							
Firemen.....	1	1,260	1	1,260	1	1,260	
Seamen.....	3	1,200	1	1,200	1	1,200	
Fishermen.....	2	1,200	2	1,200	1½	1,200	
Salary range, \$1,020 to \$1,260; average, \$1,140—							
Seaman.....	1	1,080	1	1,080	½	1,080	
Total average number of employees.....	34		26		23½		
Total salaries and wages, Atlantic coast vessels.....		55,040		43,480		40,027	
Deduct allowances for subsistence, quarters, etc.....		12,240		10,480		9,067	
Cash payment, salaries and wages.....		42,800		33,000		30,960	
The difference between 1928 and 1927 is due to increase in force, \$9,800.							
Alaska vessels—							
Salaries—							
Salary range, \$2,400 to \$3,000; average, \$2,700—							
Masters.....	5	2,652	4	2,625	3½	2,634	
First engineer.....	1	2,700	1	2,700	1	2,700	
Chief engineers.....	2	2,400	1	2,400			
Engineer.....	1	2,400	1	2,400	1	2,400	
Salary range, \$2,100 to \$2,700; average, \$2,400—							
Masters.....	3½	2,304	3½	2,208	3½	2,297	
First officers.....	2	2,100	1	2,100	1	2,100	
Assistant engineers.....	1½	2,100	½	2,100			
Port steward.....	1	2,100	1	2,100	½	2,100	
Salary range, \$1,860 to \$2,400; average, \$2,100—							
Engineers.....	6½	1,923	6½	1,923	6½	1,921	
Second engineer.....	1	1,800	1	1,800	1	1,800	
Boatswain.....	1	1,800	1	1,800			
Cook.....					½	1,800	
Salary range, \$1,500 to \$1,860; average, \$1,680—							
Cooks.....	3½	1,560	2½	1,560	1½	1,560	
Wireless operators.....	1½	1,560	½	1,560			
Salary range, \$1,320 to \$1,680; average, \$1,500—							
Quartermasters.....	2	1,410	2	1,410	2	1,410	
Seaman.....	1	1,440	1	1,440	1½	1,440	
Cooks.....	3½	1,440	3½	1,440	5	1,440	
Deck hand.....					½	1,440	
Salary range, \$1,140 to \$1,500; average, \$1,320—							
Seamen.....	4½	1,260	2½	1,260	1½	1,260	
Salary range, \$1,020 to \$1,260; average, \$1,140—							
Mess boys.....	2½	1,032	1½	1,040	1	1,020	
Salary range, \$600 to \$780; average, \$690—							
Watchman.....					½	600	
Total average number of employees.....	43½		34½		31		
Total salaries and wages, Alaska vessels.....		81,600		65,460		57,025	
Deduct allowances for subsistence, lodging, etc.....		15,630		12,390		11,160	
Cash payment, salaries and wages.....		65,970		53,070		45,865	
The difference between 1928 and 1927 is due to increase in force, \$12,900.							

*Estimates of appropriations required for the service of the fiscal year ending June 30, 1928—Continued*

General object (title of appropriation), date of acts, references to Statutes at Large, or to Revised Statutes, and estimated amount required for each detailed object				Total amount to be appropriated under each head of appropriation	Amount appropriated for the fiscal year ending June 30, 1927
<b>Miscellaneous Expenses, Bureau of Fisheries—</b> Administration: For expenses of the office of the commissioner, including stationery, scientific and reference books, periodicals and newspapers for library, furniture and equipment, telegraph and telephone service, <i>street-car fares not exceeding \$150</i> , compensation of temporary employees, and all other necessary expenses connected therewith ( <i>acts Mar. 3, 1893, vol. 27, p. 585, sec. 1; Feb. 14, 1903, vol. 32, p. 827, sec. 4; Apr. 29, 1926, vol. 44, p. 363</i> ) -----				\$4, 400. 00	\$3, 900. 00
	Estimated expenditures, 1928 appropriation	Estimated expenditures, 1927 appropriation	Expended and obligated, 1926		
02 Stationery and office supplies .....	\$130. 00	\$130. 00	\$198. 46		
05 Telegraph service .....	1, 250. 00	1, 250. 00	1, 189. 81		
06 Travel expenses .....	1, 900. 00	1, 750. 00	1, 594. 70		
07 Transportation of things .....	15. 00	15. 00	86. 44		
08 Photographic and duplicating work .....	75. 00	75. 00	20. 07		
12 Repairs to equipment .....	170. 00	25. 00	16. 24		
Equipment:					
3010 Furniture .....	350. 00	270. 00	340. 13		
3017 Office devices .....	360. 00	275. 00	191. 50		
3021 Library stock .....	150. 00	110. 00	44. 45		
30 Total equipment .....	860. 00	655. 00	576. 08		
Total .....	4, 400. 00	3, 900. 00	3, 681. 80		
Propagation of food fishes: For maintenance, repair, alteration, improvement, equipment, and operation of fish-cultural stations, general propagation of food fishes and their distribution, including movement, maintenance, and repairs of cars, purchase of equipment (including rubber boots and oilskins) and apparatus, contingent expenses, temporary labor, and not to exceed \$10,000 for propagation and distribution of fresh-water mussels and the necessary expenses connected therewith, \$427,000 [Of which amount not to exceed \$18,000 shall be available for the establishment of a fish-cultural station at Lake Worth, Texas, as a necessary auxiliary of the fish-cultural station at San Marcos, Texas, including the acquisition of land therefor by gift and the construction of buildings and ponds thereon, and the purchase of necessary equipment therefor, and \$4,000 shall be available for the construction of a dwelling for the district supervisor or caretaker at the fish-cultural station at La Crosse, Wisconsin] ( <i>acts Mar. 3, 1893, vol. 27, p. 585, sec. 1; Feb. 14, 1903, vol. 32, p. 827, sec. 4; Apr. 29, 1926, vol. 44, p. 363</i> ) -----				427, 000. 00	427, 000. 00
	Estimated expenditures, 1928 appropriation	Estimated expenditures, 1927 appropriation	Expended and obligated, 1926		
Field service:					
01 Number of temporary employees .....	550	550			
01 Total salaries and wages, field service .....	\$130, 000	\$130, 000	\$128, 547		
Supplies and materials:					
0200 Stationery and office supplies .....	850. 00	850. 00	773. 28		
0230 Fuel .....	18, 000. 00	18, 800. 00	17, 658. 60		
0240 Rubber boots and oilskins .....	3, 500. 00	3, 800. 00	3, 413. 44		
0250 Forage, etc. ....	1, 100. 00	1, 100. 00	1, 098. 83		
0260 Provisions .....	8, 500. 00	8, 800. 00	8, 952. 56		
0270 Explosives .....	300. 00	300. 00	332. 63		
0280 Sundry supplies .....	22, 000. 00	22, 800. 00	21, 838. 20		
0290 Sundry materials .....	1, 250. 00	1, 250. 00	1, 497. 01		
02 Total supplies and materials .....	55, 500. 00	55, 500. 00	55, 564. 55		
04 Subsistence and care of animals, storage of vehicles .....	300. 00	300. 00	249. 21		
Communication service:					
0500 Telegraph service .....	1, 000. 00	1, 000. 00	1, 092. 55		
0510 Telephone service .....	3, 100. 00	3, 100. 00	3, 126. 51		
0520 Other communication service .....	100. 00	100. 00	91. 05		
05 Total communication service .....	4, 200. 00	4, 200. 00	4, 310. 11		
06 Travel expenses .....	74, 000. 00	67, 000. 00	67, 187. 22		
07 Transportation of things .....	10, 000. 00	10, 000. 00	9, 980. 44		
08 Photographic service .....	100. 00	100. 00	348. 59		
10 Furnishing heat, light, and power .....	7, 500. 00	7, 500. 00	7, 536. 59		
11 Rents .....	8, 500. 00	8, 500. 00	8, 587. 20		
12 Repairs and alterations .....	55, 000. 00	50, 000. 00	49, 766. 52		
13 Special and miscellaneous current expenses .....	900. 00	900. 00	908. 33		
Equipment:					
3010 Furniture, furnishings, fixtures .....	2, 500. 00	2, 500. 00	2, 535. 68		
3040 Livestock, fish, and fish eggs, etc. ....	36, 000. 00	36, 000. 00	33, 572. 39		
3050 Other equipment .....	42, 500. 00	37, 500. 00	30, 905. 79		
30 Total equipment .....	81, 000. 00	76, 000. 00	67, 013. 86		
32 Structures, buildings, ponds, etc. ....		17, 000. 00			
Total .....	427, 000. 00	427, 000. 00	400, 000. 00		

## Estimates of appropriations required for the service of the fiscal year ending June 30, 1928—Continued

General object (title of appropriation), date of acts, references to Statutes at Large, or to Revised Statutes, and estimated amount required for each detailed object	Total amount to be appropriated under each head of appropriation	Amount appropriated for the fiscal year ending June 30, 1927
--	--	--

*Miscellaneous Expenses, Bureau of Fisheries—Continued.*

Maintenance of vessels: For maintenance of vessels and launches, including purchase and repair of boats, apparatus, machinery, and other facilities required for use with the same, hire of vessels, and all other necessary expenses in connection therewith, and money accruing from commutation of rations and provisions on board vessels may be paid on proper vouchers to the persons having charge of the mess of such vessels, **[\$120,000]** \$140,000, [of which amount \$25,000 shall be immediately available for the purchase and installation of a Diesel engine and other equipment for the patrol boat Brant] and \$10,000 shall be immediately available for the procurement of supplies and equipment required for shipment to the Pribilof Islands for the service of the fiscal year **[1927] 1928 (acts Mar. 3, 1893, vol. 27, p. 585, sec. 1; Feb. 14, 1903, vol. 32, p. 827, sec. 4; Apr. 29, 1926, vol. 44, p. 364)**

Commutation of rations (not to exceed \$1 per day) may be paid to officers and crews of vessels of the Bureau of Fisheries during the fiscal year **[1927] 1928** under regulations prescribed by the Secretary of Commerce.

\$140,000.00

\$120,000.00

	Estimated expenditures, 1928 appropriation	Estimated expenditures, 1927 appropriation	Expended and obligated, 1926
<b>Field service:</b>			
Number of temporary employees.....	25	15	15
<b>01 Total personal services.....</b>	<b>\$4,000.00</b>	<b>\$2,300.00</b>	<b>\$2,316.87</b>
Supplies and materials:			
0200 Stationery and office supplies.....	500.00	500.00	341.46
0230 Fuel.....	24,000.00	20,000.00	11,962.17
0232 Wood and kindling.....	4,000.00	1,700.00	1,695.61
0260 Provisions.....	5,900.00	4,700.00	4,791.85
0280 Sundry supplies.....	9,000.00	6,700.00	4,500.68
0290 Materials.....	5,000.00	2,300.00	2,153.59
<b>02 Total supplies and materials.....</b>	<b>48,400.00</b>	<b>35,900.00</b>	<b>25,445.26</b>
<b>03 Commutation in lieu of subsistence.....</b>	<b>21,450.00</b>	<b>17,450.00</b>	<b>14,852.30</b>
<b>05 Communication service, telegraph.....</b>	<b>100.00</b>	<b>15.00</b>	<b>10.51</b>
<b>06 Travel expenses.....</b>	<b>500.00</b>	<b>385.00</b>	<b>163.32</b>
Transportation of things (service):			
0700 Freight.....	500.00	500.00	322.26
0740 Charters.....	6,700.00	4,200.00	2,750.00
0750 Dockage.....	1,350.00	650.00	647.40
<b>07 Total transportation of things (service).....</b>	<b>8,550.00</b>	<b>5,350.00</b>	<b>3,719.75</b>
<b>10 Furnishing of water and light (service).....</b>	<b>1,000.00</b>	<b>600.00</b>	<b>568.96</b>
<b>12 Repairs and alterations.....</b>	<b>27,000.00</b>	<b>25,000.00</b>	<b>24,648.63</b>
<b>13 Special and miscellaneous current expenses.....</b>	<b>3,000.00</b>	<b>1,000.00</b>	<b>942.89</b>
Equipment:			
3010 Furniture.....	3,000.00	2,000.00	1,375.36
3050 Floating equipment.....	13,000.00	11,000.00	5,115.87
3053 Construction.....	10,000.00	19,000.00	25,649.96
<b>30 Total equipment.....</b>	<b>26,000.00</b>	<b>32,000.00</b>	<b>32,141.19</b>
<b>Total.....</b>	<b>140,000.00</b>	<b>120,000.00</b>	<b>104,807.68</b>

Inquiry respecting food fishes: For inquiry into the causes of the decrease of food fishes in the waters of the United States, and for investigations and experiments in respect to the aquatic animals, plants, and waters, in the interests of fish culture and the fishery industries, including maintenance, repair, improvement, equipment, and operations of biological stations, expenses of travel and preparation of reports (acts Mar. 3, 1893, vol. 27, p. 585, sec. 1; Feb. 14, 1903, vol. 32, p. 827, sec. 4; Apr. 29, 1926, vol. 44, p. 364)

67,000.00

57,475.00

	Estimated expenditures, 1928 appropriation	Estimated expenditures, 1927 appropriation	Expended and obligated, 1926
<b>Field service:</b>			
Number of temporary employees.....	40	36	34
<b>01 Total personal services, field service.....</b>	<b>\$19,000</b>	<b>\$17,500</b>	<b>\$11,340</b>
Supplies and materials:			
0200 Stationery supplies.....	200.00	200.00	163.66
0220 Scientific apparatus and supplies.....	5,000.00	3,000.00	2,661.38
0230 Fuel.....	1,000.00	1,000.00	900.85
0250 Forage for animals.....	50.00	50.00	159.40
0280 Sundry supplies.....	600.00	500.00	460.51
<b>02 Total supplies and materials.....</b>	<b>6,850.00</b>	<b>4,750.00</b>	<b>4,345.80</b>

*Estimates of appropriations required for the service of the fiscal year ending June 30, 1928—Continued*

General object (title of appropriation), date of acts, references to Statutes at Large, or to Revised Statutes, and estimated amount required for each detailed object				Total amount to be appropriated under each head of appropriation	Amount appropriated for the fiscal year ending June 30, 1927
<b>Miscellaneous Expenses, Bureau of Fisheries—Continued.</b>					
	Estimated expenditures, 1928 appropriation	Estimated expenditures, 1927 appropriation	Expended and obligated, 1926		
05 Communication service (telephone).....	\$250.00	\$150.00	\$189.37		
06 Travel expenses.....	20,000.00	18,150.00	14,725.66		
07 Transportation of things (service).....	1,500.00	1,250.00	1,220.36		
10 Furnishing heat, light, and power.....	600.00	500.00	582.19		
11 Rents.....	100.00	100.00	82.45		
12 Repairs and alterations.....	4,250.00	2,925.00	1,822.78		
13 Special and miscellaneous current expenses.....	750.00	700.00	624.75		
3010 Furniture, etc.....	500.00	500.00	80.00		
3017 Office machines and devices.....	500.00	500.00	401.40		
3022 Scientific equipment.....	8,250.00	7,000.00	5,740.02		
3050 Other equipment.....	3,000.00	2,000.00	1,930.48		
3051 Lighting equipment.....	100.00	100.00	26.78		
3052 Transportation equipment.....	1,250.00	1,250.00	241.49		
30 Total equipment.....	13,600.00	11,350.00	8,429.26		
32 Structures, buildings, etc., improvements.....	100.00	100.00	6,030		
Total.....	67,000.00	57,475.00	43,403.33		
Fishery industries: For collection and compilation of statistics of the fisheries and the study of their methods and relations, and the methods of preservation and utilization of fishery products, including compensation of temporary employees, travel and preparation of reports, including temporary employees in the District of Columbia not to exceed \$1,800, and all other necessary expenses in connection therewith ( <i>acts Mar. 3, 1893, vol. 27, p. 585, sec. 1; Feb. 14, 1903, vol. 32, p. 827, sec. 4; Apr. 29, 1926, vol. 44, p. 364</i> ).....				\$25,000.00	\$25,000.00
	Estimated expenditures, 1928 appropriation	Estimated expenditures, 1927 appropriation	Expended and obligated, 1926		
Field service:					
01 Number of temporary employees.....	21	20	20		
01 Total personal services.....	\$7,400.00	\$7,400.00	\$7,366.80		
Supplies and materials:					
0200 Stationery and office supplies.....	50.00	50.00	16.27		
0220 Scientific supplies.....	3,900.00	3,900.00	4,589.44		
02 Total supplies and materials.....	3,950.00	3,950.00	4,605.71		
05 Communication service.....	110.00	110.00	107.38		
06 Travel expense.....	13,000.00	13,000.00	12,784.18		
07 Transportation of things (service).....	200.00	200.00	182.02		
10 Furnishing of heat, light, and power.....	20.00	20.00	12.00		
11 Rents.....	150.00	150.00	144.00		
30 Equipment.....	170.00	170.00	167.40		
Total.....	25,000.00	25,000.00	25,369.49		
Sponge fisheries: For protecting the sponge fisheries, including employment of inspectors, watchmen, and temporary assistants, hire of boats, rental of office and storage, care of seized sponges and other property, travel, and all other expenses necessary to carry out the provisions of the act of August 15, 1914, to regulate the sponge fisheries ( <i>acts Mar. 3, 1893, vol. 27, p. 585, sec. 1; Feb. 14, 1903, vol. 32, p. 827, sec. 4; Aug. 15, 1914, vol. 38, p. 692, sec. 1; Apr. 29, 1926, vol. 44, p. 364</i> ).....				2,500.00	2,500.00
	Estimated expenditures, 1928 appropriation	Estimated expenditures, 1927 appropriation	Expended and obligated, 1926		
Field service:					
01 Number of employees.....	1	1	1		
01 Total personal service.....	\$2,400	\$2,400	\$2,400		
07 Transportation of things (service).....	100	100			
Total.....	2,500	2,500	2,400		
Total, miscellaneous expenses.....				665,900.00	635,875.00

*Estimates of appropriations required for the service of the fiscal year ending June 30, 1928—Continued*

General object (title of appropriation), date of acts, references to Statutes at Large, or to Revised Statutes, and estimated amount required for each detailed object	Total amount to be appropriated under each head of appropriation	Amount appropriated for the fiscal year ending June 30, 1927																																																																																																																																																																
<p><b>Protecting Seal and Salmon Fisheries of Alaska—</b> Alaska, general service: For protecting the seal fisheries of Alaska, including the furnishing of food, fuel, clothing, and other necessities of life to the natives of the Pribilof Islands of Alaska; not exceeding \$30,000 for construction, improvement, repair, and alteration of buildings and roads; transportation of supplies to and from the islands, expenses of travel of agents and other employees and subsistence while on said islands, hire and maintenance of vessels, purchase of sea otters, and for all expenses necessary to carry out the provisions of the act entitled "An act to protect the seal fisheries of Alaska, and for other purposes," approved April 21, 1910, and for the protection of the fisheries of Alaska, including travel, subsistence (or per diem in lieu of subsistence) of employees while on duty in Alaska, hire of boats, employment of temporary labor, and all other necessary expenses connected therewith, <b>[\$340,000] \$322,000</b>, of which \$100,000 shall be immediately available (<i>acts Feb. 14, 1903, vol. 32, p. 827, sec. 4; June 26, 1906, vol. 34, p. 478; Apr. 21, 1910, vol. 36, p. 326, secs. 1-10; Apr. 29, 1926, vol. 44, p. 384</i>)</p>	\$322, 000. 00	\$340, 000. 00																																																																																																																																																																
<table><thead><tr><th></th><th>Estimated expenditures, 1928 appropriation</th><th>Estimated expenditures, 1927 appropriation</th><th>Expended and obligated, 1926</th></tr></thead><tbody><tr><td><b>Field service:</b></td><td></td><td></td><td></td></tr><tr><td>Number of employees.....</td><td>251</td><td>231</td><td>186</td></tr><tr><td>Total salary and wages.....</td><td>\$134, 610. 00</td><td>\$124, 610. 00</td><td>\$112, 365. 81</td></tr><tr><td>Deduct expenditures for personal services included in objects named below.....</td><td>17, 080. 00</td><td>17, 080. 00</td><td>8, 500. 00</td></tr><tr><td><b>01 Total personal services.....</b></td><td><b>117, 530. 00</b></td><td><b>107, 530. 00</b></td><td><b>103, 865. 81</b></td></tr><tr><td>Supplies and materials:</td><td></td><td></td><td></td></tr><tr><td>0200 Stationery and office supplies.....</td><td>1, 194. 00</td><td>1, 154. 00</td><td>1, 160. 85</td></tr><tr><td>0210 Medical and hospital supplies.....</td><td>1, 000. 00</td><td>1, 000. 00</td><td>996. 69</td></tr><tr><td>0220 Scientific and educational supplies.....</td><td>375. 00</td><td>335. 00</td><td>330. 63</td></tr><tr><td>0230 Fuel.....</td><td>22, 900. 00</td><td>23, 180. 00</td><td>20, 543. 44</td></tr><tr><td>0240 Wearing apparel and sewing supplies.....</td><td>11, 780. 00</td><td>11, 780. 00</td><td>11, 969. 30</td></tr><tr><td>0250 Forage and other supplies for animals.....</td><td>1, 400. 00</td><td>1, 400. 00</td><td>1, 503. 00</td></tr><tr><td>0260 Provisions.....</td><td>37, 750. 00</td><td>37, 750. 00</td><td>38, 094. 20</td></tr><tr><td>0270 Powder, etc.....</td><td>850. 00</td><td>850. 00</td><td>915. 22</td></tr><tr><td>0280 Sundry supplies.....</td><td>3, 900. 00</td><td>3, 900. 00</td><td>4, 190. 81</td></tr><tr><td>0290 Materials.....</td><td>2, 550. 00</td><td>2, 550. 00</td><td>3, 441. 86</td></tr><tr><td><b>02 Total supplies and materials.....</b></td><td><b>83, 699. 00</b></td><td><b>83, 899. 00</b></td><td><b>83, 146. 00</b></td></tr><tr><td>Communication service:</td><td></td><td></td><td></td></tr><tr><td>0600 Telegraph service.....</td><td>225. 00</td><td>210. 00</td><td>209. 22</td></tr><tr><td>0610 Telephone service.....</td><td>335. 00</td><td>335. 00</td><td>339. 55</td></tr><tr><td><b>06 Total communication service.....</b></td><td><b>560. 00</b></td><td><b>545. 00</b></td><td><b>548. 77</b></td></tr><tr><td>06 Travel expenses.....</td><td>54, 400. 00</td><td>54, 200. 00</td><td>51, 444. 56</td></tr><tr><td>07 Transportation of things (service).....</td><td>5, 500. 00</td><td>33, 500. 00</td><td>3, 902. 57</td></tr><tr><td>08 Printing, photographing, etc.....</td><td>50. 00</td><td>50. 00</td><td>51. 95</td></tr><tr><td>09 Advertising, etc.....</td><td>15. 00</td><td>10. 00</td><td>22. 67</td></tr><tr><td><b>10 Furnishing of heat, light, and power (service).....</b></td><td><b>130. 00</b></td><td><b>130. 00</b></td><td><b>130. 22</b></td></tr><tr><td>Rents:</td><td></td><td></td><td></td></tr><tr><td>1100 Rent of buildings and structures.....</td><td>6, 461. 00</td><td>6, 461. 00</td><td>6, 236. 00</td></tr><tr><td>1110 Other rents.....</td><td>255. 00</td><td>255. 00</td><td>255. 00</td></tr><tr><td><b>11 Total rents.....</b></td><td><b>6, 716. 00</b></td><td><b>6, 716. 00</b></td><td><b>6, 491. 00</b></td></tr><tr><td><b>12 Repairs and alterations.....</b></td><td><b>2, 200. 00</b></td><td><b>2, 200. 00</b></td><td><b>5, 227. 43</b></td></tr><tr><td><b>13 Special and miscellaneous current expenses.....</b></td><td><b>4, 000. 00</b></td><td><b>4, 000. 00</b></td><td><b>4, 396. 30</b></td></tr><tr><td>Equipment:</td><td></td><td></td><td></td></tr><tr><td>3010 Furniture, furnishings, and fixtures.....</td><td>5, 800. 00</td><td>5, 800. 00</td><td>5, 845. 56</td></tr><tr><td>3020 Educational, scientific, and recreational equipment.....</td><td>600. 00</td><td>600. 00</td><td>695. 70</td></tr><tr><td>3050 Other equipment.....</td><td>11, 800. 00</td><td>11, 820. 00</td><td>16, 947. 19</td></tr><tr><td><b>30 Total equipment.....</b></td><td><b>18, 200. 00</b></td><td><b>18, 220. 00</b></td><td><b>23, 488. 45</b></td></tr><tr><td><b>32 Structures, etc.....</b></td><td><b>20, 000. 00</b></td><td><b>20, 000. 00</b></td><td><b>11, 704. 27</b></td></tr><tr><td><b>Total.....</b></td><td><b>322, 000. 00</b></td><td><b>340, 000. 00</b></td><td><b>294, 420. 00</b></td></tr></tbody></table>		Estimated expenditures, 1928 appropriation	Estimated expenditures, 1927 appropriation	Expended and obligated, 1926	<b>Field service:</b>				Number of employees.....	251	231	186	Total salary and wages.....	\$134, 610. 00	\$124, 610. 00	\$112, 365. 81	Deduct expenditures for personal services included in objects named below.....	17, 080. 00	17, 080. 00	8, 500. 00	<b>01 Total personal services.....</b>	<b>117, 530. 00</b>	<b>107, 530. 00</b>	<b>103, 865. 81</b>	Supplies and materials:				0200 Stationery and office supplies.....	1, 194. 00	1, 154. 00	1, 160. 85	0210 Medical and hospital supplies.....	1, 000. 00	1, 000. 00	996. 69	0220 Scientific and educational supplies.....	375. 00	335. 00	330. 63	0230 Fuel.....	22, 900. 00	23, 180. 00	20, 543. 44	0240 Wearing apparel and sewing supplies.....	11, 780. 00	11, 780. 00	11, 969. 30	0250 Forage and other supplies for animals.....	1, 400. 00	1, 400. 00	1, 503. 00	0260 Provisions.....	37, 750. 00	37, 750. 00	38, 094. 20	0270 Powder, etc.....	850. 00	850. 00	915. 22	0280 Sundry supplies.....	3, 900. 00	3, 900. 00	4, 190. 81	0290 Materials.....	2, 550. 00	2, 550. 00	3, 441. 86	<b>02 Total supplies and materials.....</b>	<b>83, 699. 00</b>	<b>83, 899. 00</b>	<b>83, 146. 00</b>	Communication service:				0600 Telegraph service.....	225. 00	210. 00	209. 22	0610 Telephone service.....	335. 00	335. 00	339. 55	<b>06 Total communication service.....</b>	<b>560. 00</b>	<b>545. 00</b>	<b>548. 77</b>	06 Travel expenses.....	54, 400. 00	54, 200. 00	51, 444. 56	07 Transportation of things (service).....	5, 500. 00	33, 500. 00	3, 902. 57	08 Printing, photographing, etc.....	50. 00	50. 00	51. 95	09 Advertising, etc.....	15. 00	10. 00	22. 67	<b>10 Furnishing of heat, light, and power (service).....</b>	<b>130. 00</b>	<b>130. 00</b>	<b>130. 22</b>	Rents:				1100 Rent of buildings and structures.....	6, 461. 00	6, 461. 00	6, 236. 00	1110 Other rents.....	255. 00	255. 00	255. 00	<b>11 Total rents.....</b>	<b>6, 716. 00</b>	<b>6, 716. 00</b>	<b>6, 491. 00</b>	<b>12 Repairs and alterations.....</b>	<b>2, 200. 00</b>	<b>2, 200. 00</b>	<b>5, 227. 43</b>	<b>13 Special and miscellaneous current expenses.....</b>	<b>4, 000. 00</b>	<b>4, 000. 00</b>	<b>4, 396. 30</b>	Equipment:				3010 Furniture, furnishings, and fixtures.....	5, 800. 00	5, 800. 00	5, 845. 56	3020 Educational, scientific, and recreational equipment.....	600. 00	600. 00	695. 70	3050 Other equipment.....	11, 800. 00	11, 820. 00	16, 947. 19	<b>30 Total equipment.....</b>	<b>18, 200. 00</b>	<b>18, 220. 00</b>	<b>23, 488. 45</b>	<b>32 Structures, etc.....</b>	<b>20, 000. 00</b>	<b>20, 000. 00</b>	<b>11, 704. 27</b>	<b>Total.....</b>	<b>322, 000. 00</b>	<b>340, 000. 00</b>	<b>294, 420. 00</b>		
	Estimated expenditures, 1928 appropriation	Estimated expenditures, 1927 appropriation	Expended and obligated, 1926																																																																																																																																																															
<b>Field service:</b>																																																																																																																																																																		
Number of employees.....	251	231	186																																																																																																																																																															
Total salary and wages.....	\$134, 610. 00	\$124, 610. 00	\$112, 365. 81																																																																																																																																																															
Deduct expenditures for personal services included in objects named below.....	17, 080. 00	17, 080. 00	8, 500. 00																																																																																																																																																															
<b>01 Total personal services.....</b>	<b>117, 530. 00</b>	<b>107, 530. 00</b>	<b>103, 865. 81</b>																																																																																																																																																															
Supplies and materials:																																																																																																																																																																		
0200 Stationery and office supplies.....	1, 194. 00	1, 154. 00	1, 160. 85																																																																																																																																																															
0210 Medical and hospital supplies.....	1, 000. 00	1, 000. 00	996. 69																																																																																																																																																															
0220 Scientific and educational supplies.....	375. 00	335. 00	330. 63																																																																																																																																																															
0230 Fuel.....	22, 900. 00	23, 180. 00	20, 543. 44																																																																																																																																																															
0240 Wearing apparel and sewing supplies.....	11, 780. 00	11, 780. 00	11, 969. 30																																																																																																																																																															
0250 Forage and other supplies for animals.....	1, 400. 00	1, 400. 00	1, 503. 00																																																																																																																																																															
0260 Provisions.....	37, 750. 00	37, 750. 00	38, 094. 20																																																																																																																																																															
0270 Powder, etc.....	850. 00	850. 00	915. 22																																																																																																																																																															
0280 Sundry supplies.....	3, 900. 00	3, 900. 00	4, 190. 81																																																																																																																																																															
0290 Materials.....	2, 550. 00	2, 550. 00	3, 441. 86																																																																																																																																																															
<b>02 Total supplies and materials.....</b>	<b>83, 699. 00</b>	<b>83, 899. 00</b>	<b>83, 146. 00</b>																																																																																																																																																															
Communication service:																																																																																																																																																																		
0600 Telegraph service.....	225. 00	210. 00	209. 22																																																																																																																																																															
0610 Telephone service.....	335. 00	335. 00	339. 55																																																																																																																																																															
<b>06 Total communication service.....</b>	<b>560. 00</b>	<b>545. 00</b>	<b>548. 77</b>																																																																																																																																																															
06 Travel expenses.....	54, 400. 00	54, 200. 00	51, 444. 56																																																																																																																																																															
07 Transportation of things (service).....	5, 500. 00	33, 500. 00	3, 902. 57																																																																																																																																																															
08 Printing, photographing, etc.....	50. 00	50. 00	51. 95																																																																																																																																																															
09 Advertising, etc.....	15. 00	10. 00	22. 67																																																																																																																																																															
<b>10 Furnishing of heat, light, and power (service).....</b>	<b>130. 00</b>	<b>130. 00</b>	<b>130. 22</b>																																																																																																																																																															
Rents:																																																																																																																																																																		
1100 Rent of buildings and structures.....	6, 461. 00	6, 461. 00	6, 236. 00																																																																																																																																																															
1110 Other rents.....	255. 00	255. 00	255. 00																																																																																																																																																															
<b>11 Total rents.....</b>	<b>6, 716. 00</b>	<b>6, 716. 00</b>	<b>6, 491. 00</b>																																																																																																																																																															
<b>12 Repairs and alterations.....</b>	<b>2, 200. 00</b>	<b>2, 200. 00</b>	<b>5, 227. 43</b>																																																																																																																																																															
<b>13 Special and miscellaneous current expenses.....</b>	<b>4, 000. 00</b>	<b>4, 000. 00</b>	<b>4, 396. 30</b>																																																																																																																																																															
Equipment:																																																																																																																																																																		
3010 Furniture, furnishings, and fixtures.....	5, 800. 00	5, 800. 00	5, 845. 56																																																																																																																																																															
3020 Educational, scientific, and recreational equipment.....	600. 00	600. 00	695. 70																																																																																																																																																															
3050 Other equipment.....	11, 800. 00	11, 820. 00	16, 947. 19																																																																																																																																																															
<b>30 Total equipment.....</b>	<b>18, 200. 00</b>	<b>18, 220. 00</b>	<b>23, 488. 45</b>																																																																																																																																																															
<b>32 Structures, etc.....</b>	<b>20, 000. 00</b>	<b>20, 000. 00</b>	<b>11, 704. 27</b>																																																																																																																																																															
<b>Total.....</b>	<b>322, 000. 00</b>	<b>340, 000. 00</b>	<b>294, 420. 00</b>																																																																																																																																																															

*Estimates of appropriations required for the service of the fiscal year ending June 30, 1928—Continued*

General object (title of appropriation), date of acts, references to Statutes at Large, or to Revised Statutes, and estimated amount required for each detailed object				Total amount to be appropriated under each head of appropriation	Amount appropriated for the fiscal year ending June 30, 1927
<b>Upper Mississippi River Fish Refuge—</b> For construction of buildings and ponds, for equipment, maintenance, operation, repair, and improvements, including expenditures for personal services at the seat of government and elsewhere as may be necessary, as authorized in the act approved June 7, 1924, \$25,000 [ ], and the appropriation for the Upper Mississippi River Fish Refuge contained in the act of February 27, 1925, is hereby declared immediately available for construction and purchase of launches and equipment [ ] (acts June 7, 1924, vol. 43, p. 650; Apr. 29, 1926, vol. 44, p. 365)				\$25,000.00	\$25,000.00
	Estimated expenditures, 1928 appropriation	Estimated expenditures, 1927 appropriation	Expended and obligated, 1926		
Communication service:					
0500 Telegraph service.....	\$50.00	\$50.00			
0510 Telephone service.....	50.00	50.00			
05 Total communication service.....	100.00	100.00			
06 Travel expenses.....	1,500.00	1,500.00			
07 Transportation of things (service).....	1,500.00	1,500.00			
30 Equipment.....	4,900.00	4,900.00	\$12,778.05		
32 Structures.....	17,000.00	17,000.00			
Total.....	25,000.00	25,000.00	12,778.05		
<b>Power Vessel for Alaska Fisheries—</b> For the purchase or construction of a vessel of sufficient size and power to patrol offshore waters for the enforcement of the laws and regulations for the protection of the fisheries of Alaska (act Apr. 29, 1926, vol. 44, p. 365) (submitted)				60,000.00	50,000.00
3053 Fisheries patrol vessels: Expenditures, 1928, \$60,000; 1927, \$50,000.					
Appropriations for 1927 not asked for 1928:					
Auxiliary fish-cultural station, Warm Springs, Georgia.....					30,000.00
Fish-cultural station, Colorado.....					20,000.00
Total, Bureau of Fisheries.....				1,790,568.00	1,789,253.00
<b>PATENT OFFICE</b>					
<b>Salaries, Patent Office—</b> For the Commissioner of Patents and other personal services in the District of Columbia in accordance with the classification act of 1923, \$2,418,500: <i>Provided</i> , That of the amount herein appropriated not to exceed \$25,000 may be used for special and temporary services of typists certified by the Civil Service Commission, who may be employed in such numbers, at \$4 per diem, as may, in the judgment of the Commissioner of Patents, be necessary to keep current the work of furnishing manuscript copies of records ( <i>R. S.</i> , p. 74, sec. 440; acts Feb. 18, 1922, vol. 42, p. 389; Apr. 29, 1926, vol. 44, p. 365)				2,418,500.00	2,418,500.00
	Estimated expenditures, 1928 appropriation	Estimated expenditures, 1927 appropriation	Expended and obligated, 1926		
Departmental service:					
Salaries—					
Professional service—	Average—	Average—	Average—		
Grade 6, \$6,000 to \$7,500; average, \$6,750—	No. Salary	No. Salary	No. Salary		
Chief scientist, chief attorney (commissioner).....	1 \$7,000	1 \$7,000	1 \$6,500		
Grade 5, \$5,200 to \$6,000; average, \$5,600—					
Senior scientist, senior attorneys.....	8 5,400	8 5,400	8 5,181		
Grade 4, \$3,800 to \$5,000; average, \$4,400—					
Attorney-scientists.....	8 4,250	8 4,250	9 3,920		
Attorney, patent examiner.....	1 4,000	1 4,000	1 3,850		
Patent examiner.....	53 3,905	53 3,905	50 3,910		
Trade-mark examiner.....	1 3,800	1 3,800			
Librarian.....	1 3,800	1 3,800	1 3,800		
Grade 3, \$3,000 to \$3,600; average, \$3,300—					
Associate patent examiners.....	124 3,289	124 3,289	120 3,130		
Grade 2, \$2,400 to \$3,000; average, \$2,700—					
Assistant patent examiners.....	138 2,637	138 2,637	130 2,632		
Grade 1, \$1,860 to \$2,400; average, \$2,111—					
Junior patent examiners.....	198 2,000	198 2,000	206 2,000		
Junior librarians.....	2 1,920	2 1,920			

## Estimates of appropriations required for the service of the fiscal year ending June 30, 1928—Continued

General object (title of appropriation), date of acts, references to Statutes at Large, or to Revised Statutes, and estimated amount required for each detailed object				Total amount to be appropriated under each head of appropriation	Amount appropriated for the fiscal year ending June 30, 1927
<b>Salaries, Patent Office—Continued.</b>					
Departmental service—Continued.					
Salaries—Continued.					
Clerical, administrative, and fiscal service—					
Grade 9, \$3,000 to \$3,600; average, \$3,300—	Average—	Average—	Average—		
Senior administrative assistants	No. 2 Salary \$3,200	No. 2 Salary \$3,200	No. 2 Salary \$3,100		
Grade 8, \$2,700 to \$3,300; average, \$3,000—					
Administrative assistants	5 2,920	5 2,920	4 2,900		
Grade 7, \$2,400 to \$3,000; average, \$2,700—					
Junior administrative assistants	5 2,700	5 2,700	5 2,680		
Grade 6, \$2,100 to \$2,700; average, \$2,400—					
Principal translator	1 2,700	1 2,700	1 2,700		
Principal clerks	10 2,330	10 2,330	10 2,282		
Grade 5, \$1,860 to \$2,400; average, \$2,111—					
Senior translator	1 2,300	1 2,300	1 2,300		
Senior clerks	15 2,081	15 2,081	15 1,916		
Senior clerk-stenographers	3 2,167	3 2,167	3 2,150		
Grade 4, \$1,680 to \$2,040; average, \$1,860—					
Clerks	78 1,751	78 1,751	78 1,740		
Clerk-stenographers	12 1,860	12 1,860	12 1,844		
Grade 3, \$1,500 to \$1,860; average, \$1,680—					
Assistant clerks	45 1,605	45 1,605	44 1,640		
Senior stenographers	57 1,571	57 1,571	60 1,585		
Assistant clerk-stenographers	6 1,580	6 1,580	6 1,535		
Senior operators, office devices	3 1,660	3 1,660	3 1,625		
Head typist	1 1,680	1 1,680			
Grade 2, \$1,320 to \$1,680; average, \$1,500—					
Junior clerks	70 1,462	70 1,462	75 1,450		
Senior typists	38 1,377	38 1,377	35 1,445		
Junior stenographers	7 1,371	7 1,371	3 1,425		
Junior clerk-typists	17 1,405	17 1,405	12 1,430		
Junior clerk-stenographers	2 1,590	2 1,590	2 1,585		
Junior operators, office devices	5 1,440	5 1,440	6 1,385		
Grade 1, \$1,140 to \$1,500; average, \$1,320—					
Underclerks	108 1,296	108 1,296	113 1,320		
Underoperators, office devices	6 1,269	6 1,269	7 1,320		
Custodial service—					
Grade 7, \$1,680 to \$2,040; average, \$1,860—					
Senior mechanic	1 1,740	1 1,740	1 1,680		
Grade 6, \$1,500 to \$1,860; average, \$1,680—					
Mechanics	4 1,560	4 1,560	4 1,530		
Grade 4, \$1,140 to \$1,500; average, \$1,320—					
Head messengers	1 1,320	1 1,320	2 1,350		
Grade 3, \$1,020 to \$1,260; average, \$1,140—					
Messengers	72 1,111	72 1,111	79 1,094		
Grade 2, \$900 to \$1,140; average, \$1,020—					
Assistant messengers	36 914	36 914	25 935		
Subprofessional service—					
Grade 8, \$2,400 to \$3,000; average, \$2,700—					
Chief engineering draftsman	1 2,900	1 2,900	1 2,800		
Grade 6, \$1,860 to \$2,400; average, \$2,130—					
Senior engineering draftsmen	9 1,997	9 1,997	9 1,945		
Grade 4, \$1,500 to \$1,860; average, \$1,680—					
Junior library assistants	2 1,620	2 1,620	2 1,590		
Nurse	1 1,560	1 1,560	1 1,500		
Grade 3, \$1,320 to \$1,680; average, \$1,500—					
Underlibrary assistants	2 1,470	2 1,470	2 1,468		
Total number of employees	1,161	1,161	1,149		
01 Total salaries, departmental service	2,418,492	2,418,492	2,348,563		
<b>Additional Employees, Patent Office—</b>					
For temporary additional employees in the Patent Office at rates of compensation in accordance with the classification act of 1923, [such employees to serve without annual or sick leave allowance and] to be appointed under the provisions of the civil-service laws, rules, and regulations for the purpose of making current the work of the Patent Office (act Apr. 29, 1926, vol. 44, p. 365)					
				\$75,000.00	\$25,000.00
Departmental service:					
Salaries—					
Professional service—					
Grade 1, \$1,860 to \$2,400; average, \$2,130—	Average—	Average—	Average—		
Junior patent examiners	No. 40 Salary \$1,860	No. 13 Salary \$1,860	No. 88 Salary \$1,905		
Total number of employees	40	13	88		
01 Total salaries	75,000	25,000	167,610		
The difference between 1927 and 1928 is due to increase in force, \$50,000.					



*Estimates of appropriations required for the service of the fiscal year ending June 30, 1928—Continued*

General object (title of appropriation), date of acts, references to Statutes at Large, or to Revised Statutes, and estimated amount required for each detailed object				Total amount to be appropriated under each head of appropriation	Amount appropriated for the fiscal year ending June 30, 1927
<b>Scientific Library, Patent Office—</b> For purchase of law, professional, and other reference books and publications and scientific books, including their exchange, and expense of transporting publications of patents issued by the Patent Office to foreign governments, and directories ( <i>R. S.</i> , p. 81, sec 486; <i>acts Feb. 18, 1922</i> , vol. 42, p. 390, sec. 1; <i>Apr. 29, 1926</i> , vol. 44, p. 365)-----				\$8,000.00	\$8,000.00
		Estimated expenditures, 1928 appropriation	Estimated expenditures, 1927 appropriation	Expended and obligated, 1926	
3021 Library stock-----		\$6,500.00	\$6,500.00	\$6,421.49	
07 Transportation of things-----		1,500.00	1,500.00	1,484.55	
Total-----		8,000.00	8,000.00	7,906.04	
<b>Photolithographing, Patent Office—</b> For producing copies of weekly issue of drawings of patents and designs; reproduction of copies of drawings and specifications of exhausted patents, designs, trade-marks, and other papers, such other papers when reproduced for sale to be sold at not less than cost plus 10 per centum; reproduction of foreign patent drawings; photoprints of pending application drawings; and photostat and photographic supplies and dry mounts; [and not to exceed \$4,000 for the purchase and installation of photographic equipment, and the necessary appurtenances and supplies, to be used in the recording of assignments and other papers now copied by typewriter] \$230,000. The headings of the drawings for patented cases may be multigraphed in the Patent Office for the purpose of photolithography. ( <i>R. S.</i> , p. 81, secs. 490-491; <i>acts Jan. 12, 1895</i> , vol. 28, p. 619, sec. 73; <i>Apr. 29, 1926</i> , vol. 44, p. 365)-----				230,000.00	230,000.00
		Estimated expenditures, 1928 appropriation	Estimated expenditures, 1927 appropriation	Expended and obligated, 1926	
0810 Photolithographing-----		\$192,000.00	\$192,000.00	\$163,564.35	
0830 Photographic printing-----		18,000.00	18,000.00	8,649.73	
0204 Photographic supplies-----		20,000.00	20,000.00	30,341.80	
Total-----		230,000.00	230,000.00	202,555.88	
<b>Public Use of Inventions and Defending Suits, Patent Office—</b> For investigating the question of public use or sale of inventions for two years or more prior to filing applications for patents and such other questions arising in connection with applications for patents and the prior art as may be deemed necessary by the Commissioner of Patents and expense attending defense of suits instituted against the Commissioner of Patents ( <i>R. S.</i> , p. 81, secs. 490-491; <i>acts Jan. 12, 1895</i> , vol. 28, p. 619, sec. 73; <i>Apr. 29, 1926</i> , vol. 44, p. 365)-----				800.00	800.00
0601 Travel expenses: Expenditures—1928, \$800; 1927, \$800; 1926, \$663.40.					
<b>Furniture and Filing Cases, Patent Office—</b> For furniture and filing cases ( <i>acts Jan. 24, 1923</i> , vol. 42, p. 1204, sec. 1; <i>Apr. 29, 1926</i> , vol. 44, p. 366)-----				65,000.00	20,000.00
3010 Furniture, furnishings, and fixtures: Expenditures—1928, \$65,000; 1927, \$20,000; 1926, \$19,968.98.					
Appropriation for 1927 not asked for 1928 (search room, Patent Office)-----					20,000.00
Total, Patent Office-----				2,797,300.00	2,722,300.00

## Estimates of appropriations required for the service of the fiscal year ending June 30, 1928—Continued

General object (title of appropriation), date of acts, references to Statutes at Large, or to Revised Statutes, and estimated amount required for each detailed object			Total amount to be appropriated under each head of appropriation	Amount appropriated for the fiscal year ending June 30, 1927
<b>BUREAU OF MINES</b>				
<i>General Expenses, Bureau of Mines—</i>				
Salaries and general expenses: For general expenses, including pay of the director and necessary assistants, clerks, and other employees, in the office in the District of Columbia and in the field, and every other expense requisite for and incident to the general work of the bureau in the District of Columbia and in the field, including not to exceed \$2,000 for necessary traveling expenses of the director and employees of the bureau, acting under his direction, for attendance upon meetings of technical, professional, and scientific societies, when required in connection with the authorized work of the Bureau of Mines, to be expended under the direction of the Secretary of Commerce, <b>[\$84,680] \$86,000</b> , of which amount not to exceed <b>[\$76,678] \$78,000</b> may be expended for personal services in the District of Columbia ( <i>acts May 16, 1910, vol. 36, p. 369, secs. 1-6; Feb. 25, 1913, vol. 37, p. 681, sec. 1; Apr. 29, 1926, vol. 44, p. 366</i> )			\$86,000.00	\$84,680.00
	Estimated expenditures, 1928 appropriation	Estimated expenditures, 1927 appropriation		
Departmental service:				
Salaries—				
Professional and scientific service—				
Grade 6, \$6,000 to \$7,500; average, \$6,750—				
Director.....	Average— No. 1 Salary \$7,000	Average— No. 1 Salary \$7,000	Average— No. 1 Salary \$6,500	
Grade 5, \$5,200 to \$6,000; average, \$5,600—				
Assistant director.....	1 5,200	1 5,200	1 6,000	
Chief, economics branch.....			1 6,000	
Assistant to the director.....				
Grade 4, \$3,800 to \$5,000; average, \$4,400—				
Mining engineer.....	1 4,800	1 4,800	1 4,200	
Mining engineer.....				
Grade 3, \$3,000 to \$3,600; average, \$3,300—				
Law examiner.....			1 3,100	
Grade 2, \$2,400 to \$3,000; average, \$2,700—				
Mining engineer.....	1 2,600	1 2,600	1 2,550	
Subprofessional service—				
Grade 6, \$1,800 to \$2,400; average, \$2,100—				
Senior draftsman.....	1 1,920	1 1,920	1 1,800	
Librarian.....	1 2,000	1 2,000		
Clerical, administrative, and fiscal service—				
Grade 10, \$3,300 to \$3,900; average, \$3,600—				
Editor.....	1 3,500	1 3,500	1 3,400	
Grade 9, \$3,000 to \$3,600; average, \$3,300—				
Senior administrative assistant.....	1 3,000	1 3,000	1 3,000	
Chief clerk.....	1 3,300	1 3,300	1 2,950	
Grade 8, \$2,700 to \$3,300; average, \$3,000—				
Traffic manager.....			1 3,300	
Grade 7, \$2,400 to \$3,000; average, \$2,700—				
Senior clerk.....	1 2,400	1 2,400		
Grade 6, \$2,100 to \$2,700; average, \$2,400—				
Auditor.....			1 2,700	
Senior clerks.....	1 2,500	1 2,500	2 2,500	
Senior clerk.....	1 2,200	1 2,200	1 2,100	
Grade 5, \$1,800 to \$2,400; average, \$2,100—				
Senior clerk.....			1 2,400	
Senior clerk.....			1 2,200	
Senior editorial clerk.....	1 2,000	1 2,000	1 2,000	
Clerk.....	1 2,000	1 2,000	1 1,620	
Grade 4, \$1,680 to \$2,040; average, \$1,860—				
Senior clerk.....	1 1,920	1 1,920	2 1,960	
Senior clerk.....	1 1,860	1 1,860	1 1,860	
Senior clerk.....	1 1,800	1 1,800	1 1,800	
Senior clerks.....	2 1,740	2 1,740	2 1,740	
Senior clerk.....			1 1,680	
Grade 3, \$1,500 to \$1,860; average, \$1,680—				
Clerks.....	3 1,680	3 1,680	1 1,620	
Clerks.....	1 1,620	1 1,620	2 1,620	
Assistant clerk.....	1 1,560	1 1,560	1 1,560	
Clerk.....	1 1,500	1 1,500	1 1,500	
Grade 2, \$1,320 to \$1,680; average, \$1,500—				
Clerk.....	1 1,620	1 1,620	1 1,620	
Junior operatives.....	2 1,440	2 1,440	1 1,440	
Junior clerks.....	1 1,380	1 1,380	2 1,380	
Junior clerk-stenographer.....	1 1,320	1 1,320	1 1,320	
Grade 1, \$1,140 to \$1,500; average, \$1,320—				
Junior operatives.....	1 1,380	1 1,380	1 1,380	
Underclerks.....	2 1,320	1 1,320	1 1,260	
Underoperatives.....	1 1,200	1 1,200	2 1,140	
Underoperative.....	1 1,140	1 1,140		
Custodial service—				
Grade 3, \$1,020 to \$1,260; average, \$1,140—				
Laborers.....	2 1,140	2 1,140		
Grade 2, \$900 to \$1,140; average, \$1,020—				
Assistant messenger.....			1 900	
Total average number of employees.....	36 77,930	35 76,610	35 76,700	
01 Total salaries, departmental service.....				
The difference between 1928 and 1927 is due to increase in force, \$1,320.				
02 Supplies and materials.....				66.26

*Estimates of appropriations required for the service of the fiscal year ending June 30, 1928—Continued*

General object (title of appropriation), date of acts, references to Statutes at Large, or to Revised Statutes, and estimated amount required for each detailed object

Total amount to be appropriated under each head of appropriation

Amount appropriated for the fiscal year ending June 30, 1927

*General Expenses, Bureau of Mines—Continued.*

	Estimated expenditures, 1928 appropriation	Estimated expenditures, 1927 appropriation	Expended and obligated, 1926
Communication service:			
0500 Telegraph service.....			\$3,363.99
0310 Telephone service.....			46.65
05 Total communication service.....	\$3,200.00	\$3,200.00	3,410.64
06 Travel expenses.....	3,870.00	2,870.00	2,171.86
07 Transportation of things.....			175.06
30 Equipment.....	1,000.00	500.00	1,223.90
Reserve.....		1,500.00	
Total.....	88,000.00	84,680.00	83,747.72

*Investigating Mine Accidents—*

For investigations as to the causes of mine explosions, causes of falls of roof and coal, methods of mining, especially in relation to the safety of miners, the appliances best adapted to prevent accidents, the possible improvement of conditions under which mining operations are carried on, the use of explosives and electricity, the prevention of accidents, and other inquiries and technologic investigations pertinent to the mining industry, including all equipment, supplies, and expenses of travel and subsistence, [\$403,500,] \$390,630, of which amount not to exceed [\$62,000] \$50,000 may be expended for personal services in the District of Columbia (acts May 16, 1910, vol. 36, p. 369, secs. 1-6; Feb. 25, 1913, vol. 37, p. 681, sec. 1; Apr. 29, 1926, vol. 44, p. 366)

\$390,630.00

\$403,500.00

	Estimated expenditures, 1928 appropriation	Estimated expenditures, 1927 appropriation	Expended and obligated, 1926
Departmental service:			
Salaries—			
Professional and scientific service—			
Grade 5, \$5,200 to \$6,000; average, \$5,600—			
Chief mining engineer.....	No. 1 Salary \$5,600	No. 1 Salary \$5,600	No. 1 Salary \$5,600
Chief explosives chemist.....	1 5,200	1 5,200	1 5,200
Mining engineer.....	1 5,200	★ 5,200	★ 5,200
Chief mineral technologist.....			★ 5,200
Grade 4, \$3,800 to \$5,000; average, \$4,400—			
Mining engineer.....	1 4,400	1 4,400	★ 4,200
Explosives engineer.....		★ 4,000	★ 4,000
Grade 3, \$3,000 to \$3,600; average, \$3,300—			
Assistant chief mechanical engineer.....	1 3,600	1 3,600	★ 3,500
Subprofessional service—			
Grade 7, \$1,800 to \$2,400; average, \$2,100—			
Librarian.....			★ 2,000
Clerical, administrative, and fiscal service—			
Grade 11, \$3,800 to \$5,000; average, \$4,400—			
Safety engineer.....	1 3,800	1 3,800	
Grade 9, \$3,000 to \$3,600; average, \$3,300—			
Safety engineer.....			1 3,500
Grade 8, \$2,700 to \$3,300; average, \$3,000—			
Mine accidents statistician.....		1 2,900	1 2,900
Grade 6, \$2,100 to \$2,700; average, \$2,400—			
Senior clerk.....	1 2,200	1 2,100	1 2,100
Grade 5, \$1,800 to \$2,400; average, \$2,100—			
Clerks.....	2 2,200	1 2,200	
Grade 4, \$1,680 to \$2,040; average, \$1,860—			
Clerk.....	1 1,920	1 1,980	1 1,920
Clerk.....	★ 1,860	★ 1,860	2 1,860
Clerk.....			1 1,800
Clerk.....			1 1,740
Grade 3, \$1,500 to \$1,800; average, \$1,680—			
Senior operator.....			★ 1,860
Clerk.....	1 1,680	1 1,680	
Clerk.....	1★ 1,620	1★ 1,620	2 1,620
Clerks.....	2 1,560	3 1,560	1★ 1,560
Clerk.....		1 1,500	1★ 1,500
Grade 2, \$1,320 to \$1,680; average, \$1,500—			
Clerk.....	★ 1,380	1★ 1,380	★ 1,620
Clerks.....			★ 1,380
Clerk.....			★ 1,320
Operative.....	1 1,500	1 1,500	
Grade 1, \$1,140 to \$1,500; average, \$1,320—			
Clerk.....		1 1,500	1 1,500
Mimeograph operators.....	2 1,380	1 1,380	★ 1,200
Operator.....		1 1,320	

## Estimates of appropriations required for the service of the fiscal year ending June 30, 1928—Continued

General object (title of appropriation), date of acts, references to Statutes at Large, or to Revised Statutes, and estimated amount required for each detailed object	Total amount to be appropriated under each head of appropriation				Amount appropriated for the fiscal year ending June 30, 1927
<i>Investigating Mine Accidents—Continued.</i>					
	Estimated expenditures, 1928 appropriation	Estimated expenditures, 1927 appropriation	Expended and obligated, 1926		
Departmental service—Continued.					
Salaries—Continued.					
Custodial service—					
Grade 3, \$1,020 to \$1,260; average, \$1,140—	Average—	Average—	Average—		
Laborer.....	No. Salary	No. Salary	No.	Salary	
Grade 2, \$900 to \$1,140; average, \$1,020—			1	\$1,140	
Junior messengers.....	1½ \$630	1½ \$630			
Total average number of employees.....	19½	26½	22½		
Total salaries, departmental service.....	49,755	61,755	57,498		
Difference between 1928 and 1927 is due to—					
Decrease in force.....	\$13,520				
Increase in salaries.....	1,520				
Net decrease.....	12,000				
Field service:					
Salaries and wages—					
Salary range, \$5,200 to \$6,000; average, \$5,600—					
Superintendent, experiment station.....	1 5,400	1 5,400	1	5,200	
Engineer.....	1 5,200	1 5,200			
Salary range, \$3,800 to \$5,000; average, \$4,400—					
Coal mining engineer.....	1 4,800	1 4,800	1	4,700	
Research chemist.....	1 4,800	1 4,800	1	4,600	
Physical chemist.....	1 4,600	1 4,600			
Mining engineers.....	1½ 4,000	1½ 4,000	2½	3,900	
Electrical engineer.....	1 4,400	1 4,400	1	4,200	
Explosives engineers.....	2 4,000	1½ 4,000	1½	4,000	
Physicist.....	1 4,400	1 4,400	1	4,400	
Chemists.....	1 4,200	1 4,200	1½	4,200	
Salary range, \$3,000 to \$3,600; average, \$3,300—					
Associate mining engineers.....	½ 3,600	½ 3,600	2½	3,600	
Associate mining engineers.....	1 3,000	1 3,000	2½	3,000	
Acting assistant surgeon.....	1 3,600	1 3,600	1	3,500	
Acting assistant surgeons.....	2 3,300	2 3,300	1½	3,300	
Acting assistant surgeons.....	2½ 3,000	2½ 3,000	2½	3,000	
Assistant superintendent.....	1 3,000	1 3,000	1	3,000	
Associate electrical engineer.....	1 3,200	1 3,200	1	3,100	
Associate electrical engineers.....	2 3,000	2 3,000	2	3,000	
Coal-mine superintendent.....	1 3,100	1 3,100	1	3,000	
Associate research chemist.....	1 3,300	1 3,300	1	3,300	
Associate organic chemist.....	1 3,400	1 3,400	1	3,300	
Associate explosives chemist.....	1 3,500	1 3,500	1	3,500	
Associate chemist.....	1 3,400	1 3,400	1	3,400	
Associate chemist.....			½	3,200	
Associate physicist.....	1 3,200	1 3,200	1	3,100	
Associate engineers.....	2 3,100	2 3,100			
Salary range, \$2,400 to \$3,000; average, \$2,700—					
Assistant chemical engineer.....	1 3,000	1 3,000			
Assistant chemist.....	1 2,900	1 2,900	½	3,000	
Assistant chemist.....			1	2,900	
Assistant geologist.....			1	2,900	
Mechanical superintendent.....	1 3,000	1 3,000	½	2,800	
Assistant mechanical engineer.....	1 2,900	1 2,900	1	2,800	
Assistant fuel chemist.....	1 2,500	1 2,500	1	2,500	
Assistant physical chemist.....	1 2,600	1 2,600	1	2,500	
Assistant explosives chemists.....	2 2,400	2 2,400	1	2,400	
Assistant chemist.....	1 2,500	1 2,500	1	2,400	
Assistant electrical engineers.....	3 2,400	3 2,400	2	2,400	
Assistant electrical engineer.....	1 2,500	1 2,500			
Assistant coal-mining engineer.....	1 2,700	1 2,700	½	2,700	
Salary range, \$2,100 to \$2,700; average, \$2,400—					
Assistant pathologist.....	1 2,400	1 2,400	1	2,250	
Assistant engineer.....	1 2,600	1 2,600	1	2,500	
Assistant mining engineer.....	1 2,400		1	2,500	
Junior chemists.....	1 2,200	1 2,200	2	2,200	
Technical assistant.....	1 2,200	1 2,200	1	2,200	
Assistant electrical engineer.....			3	2,100	
Salary range, \$1,860 to \$2,400; average, \$2,100—					
Principal clerk.....	1 2,400	1 2,400	1	2,400	
Foreman instrument maker.....	1 2,300	1 2,300	1	2,200	
Instrument maker.....	1 2,100	1 2,100	1	2,100	
Junior electrical engineer.....	1 2,000	1 2,000	1	2,000	
Junior electrical engineer.....	1 1,920	1 1,920	1	1,920	
Junior chemist.....	1 1,980	1 1,980	1	1,920	
Junior chemist.....	1 2,100	1 2,100	½	2,000	
Junior physical chemist.....	1 2,000	1 2,000	½	2,000	
Salary range, \$1,680 to \$2,100; average, \$1,860—					
Photographer.....	1 2,040	1 2,040	1	1,980	
Junior gas chemist.....			½	1,920	
Senior clerks.....	2 1,980	2 1,980	1	1,920	
Junior chemists.....	4 1,860	4 1,860	5	1,860	
Instrument maker.....			1	1,860	
Senior clerk.....	1 1,860	1 1,860	2	1,860	
Carpenter.....	1 1,860	1 1,800	1	1,800	
Junior instrument maker.....	1 1,800	1 1,800	1	1,800	
Draftsman.....	1 1,680	1 1,680	1	1,740	

*Estimates of appropriations required for the service of the fiscal year ending June 30, 1928—Continued*

General object (title of appropriation), date of acts, references to Statutes at Large, or to Revised Statutes, and estimated amount required for each detailed object				Total amount to be appropriated under each head of appropriation	Amount appropriated for the fiscal year ending June 30, 1927
<i>Investigating Mine Accidents—Continued.</i>					
	Estimated expenditures, 1928 appropriation	Estimated expenditures, 1927 appropriation	Expended and obligated, 1926		
Field service—Continued.					
Salaries and wages—Continued.					
Salary range, \$1,500 to \$1,860; average, \$1,680—	Average— No. Salary	Average— No. Salary	Average— No. Salary		
Foreman machine shop.....	1 \$1,680	1 \$1,680	1 \$1,680		
Draftsman.....	1 1,680	1 1,680	1 1,680		
Carpenter.....	1 1,680	1 1,680	1 1,680		
Laboratory helper.....	1 1,680	1 1,680	1 1,680		
Carpenter.....	1 1,740	1 1,740	1 1,680		
Clerk.....	1 1,680	1 1,680	2 1,680		
Electrician.....	1 1,800	1 1,800	1 1,740		
Assistant clerks.....	3 1,560	3 1,560	2 1,500		
Carpenters.....	2 1,620	2 1,620	1 1,620		
Salary range, \$1,320 to \$1,680; average, \$1,500—					
Assistant clerks.....	7 1,500	7 1,500	7 1,500		
Assistant scientific aids.....	2 1,560	2 1,560	1 1,500		
Computer.....	1 1,500	1 1,500	1 1,500		
Junior photographers.....	2 1,440	2 1,440	2 1,440		
Junior electrical aid.....			1 1,320		
Junior clerks.....	2 1,380	2 1,380	1 1,380		
Junior clerks.....	2 1,320	3 1,320	1 1,320		
Junior clerk.....	1 1,440	1 1,440	1 1,500		
Library aid.....	1 1,320	1 1,320			
Salary range, \$1,140 to \$1,500; average, \$1,320—					
Junior laboratory aids.....	2 1,200	2 1,200	1 1,320		
Mechanical helper.....	1 1,320	1 1,320	1 1,320		
Chauffeur.....	1 1,320	1 1,320	1 1,320		
Junior clerks.....	1 1,320	1 1,320	1 1,320		
Laboratory assistants.....			1 1,200		
Laborers.....	2 1,140	2 1,140	2 1,140		
Salary range, \$1,020 to \$1,260; average, \$1,140—					
Junior laboratory aids.....	1 1,140	1 1,140	1 1,140		
Underclerks.....			1 1,020		
Messenger.....	1 1,020	1 1,020	1 1,020		
Janitor.....	1 1,020	1 1,200	1 1,140		
Coal sampler.....	1 1,140	1 1,140	1 1,140		
Salary range, \$780 to \$1,020; average, \$900—					
Junior clerk.....			1 900		
Film inspector.....			1 960		
Total average number of employees.....	110 1/2	109	111 1/2		
Total salaries and wages, field service.....	250,770	256,370	254,806		
Deduct allowance for lodging.....	300	300			
Cash payment, salaries and wages.....	250,470	256,070			
Per diem laborers, etc.....	19,120	19,120	18,972		
Net salaries and wages.....	278,590	275,190	273,780		
The difference between 1928 and 1927 is due to increase in force, \$3,400.					
01 Total personal services.....	328,345	336,945	331,278		
Supplies and materials:					
0200 Stationery and office supplies.....			3,570.00		
0210 Medical and hospital supplies.....			289.28		
0220 Scientific and educational supplies.....	3,500.00	3,500.00	3,979.33		
0320 Fuel.....	12,805.00	12,455.00	279.30		
0280 Sundry supplies.....			13,064.33		
02 Total supplies and materials.....	16,305.00	15,955.00	21,182.24		
Communication service:					
0500 Telegraph service.....			94.00		
0510 Telephone service.....			418.79		
05 Total communication service.....	400.00	400.00	512.79		
06 Travel expenses.....	32,580.00	32,000.00	21,925.31		
07 Transportation of things.....	1,800.00	1,800.00	2,484.45		
Photographing and printing:					
0810 Lithographing, engraving, etc.....			24.83		
0830 Photographing.....			291.76		
08 Total photographing and printing.....			316.59		
11 Rents.....	900.00	900.00	1,525.50		
12 Repairs and alterations.....			2,705.00		
13 Special and miscellaneous, current expenses.....	1,000.00		2,546.73		
Equipment:					
3010 Furniture, furnishings, and fixtures.....			1,213.77		
3020 Educational, scientific, and recreational equipment.....	1,300.00	1,000.00	2,614.43		
3050 Other equipment.....	8,000.00	8,000.00	9,251.04		
30 Total equipment.....	9,300.00	9,000.00	13,079.24		
Reserve.....		6,500.00			
Total.....	390,630.00	403,500.00	397,555.85		

## Estimates of appropriations required for the service of the fiscal year ending June 30, 1928—Continued

General object (title of appropriation), date of acts, references to Statutes at Large, or to Revised Statutes, and estimated amount required for each detailed object				Total amount to be appropriated under each head of appropriation	Amount appropriated for the fiscal year ending June 30, 1927
<b>Mining Investigations in Alaska—</b> For investigations and the dissemination of information with a view to improving conditions in the mining, quarrying, and metallurgical industries under the act of March 3, 1915, and to provide for the inspection of mines and the protection of the lives of miners in the Territory of Alaska, including personal services, equipment, supplies, [newspapers,] and expenses of travel and subsistence, \$10,860 [ : <i>Provided</i> , That section 192 of the Revised Statutes shall not apply during the fiscal year 1927 to the purchase from this appropriation of newspapers published in Alaska] ( <i>acts Mar. 16, 1910, vol. 36, p. 369, secs. 1-6; Feb. 25, 1913, vol. 37, p. 681, sec. 1; Apr. 29, 1926, vol. 44, p. 366</i> )				\$10,860.00	\$10,860.00
	Estimated expenditures, 1928 appropriation	Estimated expenditures, 1927 appropriation	Expended and obligated, 1926		
Field service:					
Salaries and wages—					
Salary range, \$3,800 to \$5,000; average, \$4,400—					
Placer mining engineer	Average— No. Salary	Average— No. Salary	Average— No. Salary		
Salary range, \$3,300 to \$3,900; average, \$3,600—					
Analyst and chemist, miner	1 3,300	1 3,300	1 3,300		
Salary range, \$2,100 to \$2,700; average, \$2,400—					
Coal sampler	1 2,200	1 2,200	1 2,100		
Foreman miner	1 2,400	1 2,400	1 2,100		
Total average number of employees	3	3	3½		
01 Total salaries and wages, field service	7,900	7,900	8,450		
Supplier and materials:					
0200 Stationery and office supplies			115.00		
0280 Sundry supplies	150.00	150.00	77.45		
02 Total supplies and materials	150.00	150.00	192.45		
05 Communication service			3.55		
06 Travel expenses	2,191.00	2,191.00	1,745.66		
30 Equipment	619.00	450.00	519.35		
Reserve		69.00			
Total	10,860.00	10,860.00	10,911.01		
<b>Operating Mine Rescue Cars and Stations, Bureau of Mines—</b> For the investigation and improvement of mine rescue and first-aid methods and appliances and the teaching of mine safety, rescue, and first-aid methods, including the exchange in part payment for, operation, maintenance, and repair of mine rescue trucks, the construction of temporary structures and the repair, maintenance, and operation of mine rescue cars and Government-owned mine rescue stations and appurtenances thereto, and including personal services, traveling expenses and subsistence, equipment, and supplies including the purchase and exchange in part payment therefor of cooks' uniforms, goggles, gloves, and such other articles or equipment as may be necessary in the operation of mine rescue cars and stations, including not to exceed \$11,780 [ \$12,500 for personal services in the District of Columbia, \$277,380: <i>Provided</i> , That of this amount not to exceed \$500 may be expended for the purchase and bestowal of trophies in connection with mine rescue and first-aid contest ( <i>acts May 16, 1910, vol. 36, p. 369, secs. 1-6; Feb. 25, 1913, vol. 37, p. 681, sec. 1; Apr. 29, 1926, vol. 44, pp. 366-367</i> )				277,380.00	277,380.00
	Estimated expenditures, 1928 appropriation	Estimated expenditures, 1927 appropriation	Expended and obligated, 1926		
Departmental service:					
Salaries—					
Professional and scientific service—					
Grade 5, \$5,200 to \$6,000; average, \$5,600—					
Engineer	Average— No. Salary	Average— No. Salary	Average— No. Salary		
Special assistant	1 5,200	1½ 5,200	1½ 6,000		
Grade 3, \$3,000 to \$3,600; average, \$3,300—					
Law examiner	1½ 3,100	1½ 3,100			
Subprofessional service—					
Grade 4, \$1,500 to \$1,860; average, \$1,680—					
Junior library assistant			1½ 1,500		
Clerical, administrative, and fiscal service—					
Grade 5, \$1,860 to \$2,400; average, \$2,100—			1 2,200		
Clerk					
Grade 4, \$1,680 to \$2,040; average, \$1,860—			1 1,800		
Clerk					
Grade 3, \$1,500 to \$1,860; average, \$1,680—			1 1,560		
Senior stenographer	1 1,680	1 1,620			
Clerk	1 1,620	1 1,560			
Grade 2, \$1,320 to \$1,680; average, \$1,500—					
Junior clerk	1 1,560	1 1,560	1½ 1,320		

## Estimates of appropriations required for the service of the fiscal year ending June 30, 1928—Continued

General object (title of appropriation), date of acts, references to Statutes at Large, or to Revised Statutes, and estimated amount required for each detailed object	Total amount to be appropriated under each head of appropriation		Amount appropriated for the fiscal year ending June 30, 1927
Operating Mine Rescue Cars and Stations, Bureau of Mines—Continued.			
	Estimated expenditures, 1928 appropriation	Estimated expenditures, 1927 appropriation	Expended and obligated, 1926
Departmental service—Continued.			
Salaries—Continued.			
Custodial service—	Average—	Average—	Average—
Grade 3, \$1,020 to \$1,260; average, \$1,140—	No. Salary	No. Salary	No. Salary
Laborer.....	1 \$900	1 \$900	1 \$1,140
Operator.....			1 1,200
Grade 2, \$900 to \$1,140; average, \$1,020—			
Messenger.....	1 \$900	1 \$900	
Total average number of employees.....	5½	5½	5½
Total salaries, departmental service.....	12,253.33	11,700.00	12,100.00
The difference between 1928 and 1927 is due to increase in salary, \$553.33.			
Field service:			
Salaries and wages—			
Salary range, \$3,800 to \$5,000; average, \$4,400—			
Chief engineer safety service.....	1 4,800	1 4,800	1 4,800
Engineer safety service.....	1 4,400	1 4,400	1 4,200
Engineer safety service.....	1 4,200	1 4,200	1 3,800
Engineer.....	1 4,400	1 4,400	1 4,400
Mining engineer.....	1 4,000	1 4,000	1 4,000
Salary range, \$3,000 to \$3,600; average, \$3,300—			
Mine safety commissioner.....	1 3,600	1 3,600	1 3,600
Mine safety commissioner.....	1 3,300	1 3,300	1 3,300
Associate mining engineer.....	1 3,600	1 3,600	1 3,600
Engineers.....	2 3,400	2 3,400	2 3,300
Associate mining engineers.....	4 3,000	4 3,000	2½ 3,000
Associate mining engineer.....			1 3,200
Salary range, \$2,400 to \$3,000; average, \$2,700—			
Assistant mining engineer.....	1 2,700	1 2,700	1 2,500
Clerk.....	1 2,500	1 2,500	1 2,500
Salary range, \$2,100 to \$2,700; average, \$2,400—			
Foremen, miner.....	2 2,400	2 2,400	1 2,400
Foremen, miner.....	20 2,100	20 2,100	21½ 2,100
Clerk.....	1 2,200	1 2,200	1 2,200
Salary range, \$1,680 to \$2,100; average, \$1,860—			
Instrument maker.....	1 1,920	1 1,920	
Salary range, \$1,500 to \$1,860; average, \$1,680—			
First-aid miners.....	13 1,680	13 1,680	12½ 1,680
Clerks.....	1 1,740	1 1,740	2 1,680
Assistant clerks.....	2 1,560	2 1,560	3½ 1,500
Assistant clerk.....	1 1,680	1 1,680	1 1,620
Draftsman.....	1 1,560	1 1,560	1 1,500
Stenographers.....	2 1,500	2 1,500	1 1,320
Salary range, \$1,320 to \$1,680; average, \$1,500—			
Junior clerks.....	1 1,380	1 1,380	1½ 1,320
Mechanics' helper.....	1 1,320	1 1,320	1 1,260
Stenographer.....	1 1,320	1 1,320	1 1,200
Clerk.....	1 1,200	1 1,200	
Salary range, \$1,020 to \$1,260; average, \$1,140—			
Cook and porter.....	1 1,080	1 1,080	1 1,060
Cooks and porters.....	10 1,020	10 1,020	8½ 1,020
Salary range, \$780 to \$1,020; average, \$900—			
Janitors.....	2 900	2 900	2 900
Total average number of employees.....	76	76	71½
Total salaries, field service.....	155,960.00	155,060.00	143,415.00
Deduct allowances for lodging.....	240.00	240.00	
Cash payment, salaries and wages.....	155,720.00	155,720.00	
Per diem laborers, etc.....			775.88
Total salaries and wages, field service.....	155,720.00	155,720.00	144,190.88
01 Total personal services.....	167,973.33	167,420.00	156,290.88
Supplies and materials:			
0200 Stationery and office supplies.....			2,550.00
0210 Medical and hospital supplies.....			198.92
0220 Scientific and educational supplies.....	4,000.00	4,000.00	3,990.34
0230 Fuel.....	2,000.00	2,000.00	2,282.07
0280 Sundry supplies.....	15,175.00	14,000.00	14,214.47
02 Total supplies and materials.....	21,175.00	20,000.00	23,235.80
Communication service:			
0500 Telegraph service.....			253.00
0510 Telephone service.....	800.00	800.00	856.13
05 Total communication service.....	800.00	800.00	1,109.13
06 Travel expenses.....	63,651.67	62,205.00	73,437.62
07 Transportation of things.....	5,000.00	5,000.00	4,443.31
Photographing and printing:			
0810 Lithographing, engraving, etc.....			3.23
0830 Photographing.....			78.27
08 Total, photographing and printing.....			81.50

## Estimates of appropriations required for the service of the fiscal year ending June 30, 1928—Continued

General object (title of appropriation), date of acts, references to Statutes at Large, or to Revised Statutes, and estimated amount required for each detailed object

Total amount to be appropriated under each head of appropriation

Amount appropriated for the fiscal year ending June 30, 1927

## Operating Mine Rescue Cars and Stations, Bureau of Mines—Continued.

	Estimated expenditures, 1928 appropriation	Estimated expenditures, 1927 appropriation	Expended and obligated, 1926
Rents:			
1100 Rent of buildings and structures.....	\$1,000.00	\$1,000.00	\$1,674.67
1110 Other rents, machines, etc.....			211.12
11 Total, rents.....	1,000.00	1,000.00	1,885.79
12 Repairs and alterations.....	4,000.00	4,000.00	6,139.71
13 Special and miscellaneous, current expense.....			79.76
Equipment:			
3010 Furniture, furnishings, and fixtures.....	1,200.00	1,200.00	1,404.53
3020 Educational, scientific, and recreational equipment.....	1,200.00	1,200.00	1,488.42
3050 Other equipment.....	11,380.00	11,380.00	11,692.85
30 Total equipment.....	13,780.00	13,780.00	14,585.80
Reserve.....			3,175.00
Total.....	277,380.00	277,380.00	281,289.30

## Testing Fuel, Bureau of Mines—

To conduct inquiries and scientific and technologic investigations concerning the mining, preparation, treatment, and use of mineral fuels, and for investigation of mineral fuels belonging to or for the use of the United States, with a view to their most efficient utilization, to recommend to various departments such changes in selection and use of fuel as may result in greater economy and, upon request of the Director of the Bureau of the Budget, to investigate the fuel-burning equipment in use by or proposed for any of the departments, establishments, or institutions of the United States in the District of Columbia, \$154,000, of which amount not to exceed \$28,000 may be expended for personal services in the District of Columbia (*acts May 16, 1910, vol. 36, p. 369, secs. 1-6; Feb. 25, 1913, vol. 37, p. 681, sec. 1; Apr. 29, 1926, vol. 44, p. 367*)

\$154,000.00

\$154,000.00

	Estimated expenditures, 1928 appropriation	Estimated expenditures, 1927 appropriation	Expended and obligated, 1926
Departmental service:			
Salaries—			
Professional and scientific service—			
Grade 5, \$5,200 to \$6,000; average, \$5,600—			
Chief mechanical engineer.....	Average— No. 1 Salary \$5,600	Average— No. 1 Salary \$5,600	Average— No. 1 Salary \$5,600
Chief mechanical engineer and chief technologic branch.....	1 \$6,000		
Grade 4, \$3,800 to \$5,000; average, \$4,400—			
Fuel engineer.....	1 4,000	1 4,000	1 4,000
Grade 3, \$3,000 to \$3,600; average, \$3,300—			
Assistant chief mechanical engineer.....			1 3,500
Associate engineer.....	1 3,100	1 3,100	1 3,050
Subprofessional service—			
Grade 8, \$2,400 to \$3,000; average, \$2,700—			
Chief mechanical draftsman.....	1 2,600	1 2,600	1 2,500
Grade 5, \$1,680 to \$2,040; average, \$1,860—			
Scientific aids.....	2 1,740	2 1,740	2 1,710
Clerical, administrative, and fiscal service—			
Grade 3, \$1,500 to \$1,860; average, \$1,680—			
Clerk.....	1 1,680	1 1,680	1 1,620
Assistant clerks.....	2 1,620	2 1,620	1 1,590
Assistant clerk.....			1 1,500
Grade 2, \$1,320 to \$1,680; average, \$1,500—			
Senior typist.....			1 1,320
Clerk.....			1 1,560
Clerk.....	1 1,500	1 1,500	1 1,500
Junior clerk.....			1 1,320
Underoperator.....	1 1,200	1 1,200	
Custodial service—			
Grade 2, \$900 to \$1,140; average, \$1,020—			
Assistant messenger.....	1 900	1 900	
Grade 1, \$600 to \$780; average, \$690—			
Junior messenger.....		1 600	1 630
Junior messenger.....			1 600
Total average number of employees.....	13	13	10 1/2
Total salaries, departmental service.....	27,810.00	27,410.00	25,353.60
The difference between 1928 and 1927 is due to increase in salaries, \$400.			
Field service:			
Salaries and wages—			
Salary range, \$3,800 to \$5,000; average, \$4,400—			
Organic chemist.....	1 4,200	1 4,200	1 4,200
Fuel engineer.....	1 4,000	1 4,000	1 4,000
Chemist.....	1 4,000	1 4,000	1 4,000
Heat-transmission engineer.....	1 4,000	1 4,000	1 3,900
Salary range, \$3,000 to \$3,600; average, \$3,300—			
Assistant chemist.....	1 3,500	1 3,500	1 3,500
Assistant analytical chemist.....	1 3,200	1 3,200	1 3,200
Assistant chemists.....			1 3,000
Assistant fuel engineer.....	1 3,100	1 3,100	1 3,100



## Estimates of appropriations required for the service of the fiscal year ending June 30, 1928—Continued

General object (title of appropriation), date of acts, references to Statutes at Large, or to Revised Statutes, and estimated amount required for each detailed object				Total amount to be appropriated under each head of appropriation	Amount appropriated for the fiscal year ending June 30, 1927
<i>Testing Fuel, Bureau of Mines—Continued.</i>					
	Estimated expenditures, 1928 appropriation	Estimated expenditures, 1927 appropriation	Expended and obligated, 1926		
Field service—Continued.					
Salaries and wages—Continued.					
Salary range, \$2,400 to \$3,000; average, \$2,700—	Average— No. Salary	Average— No. Salary	Average— No. Salary		
Assistant fuel engineer.....	1 \$2,900	1 \$2,900	1 \$2,800		
Assistant chemist.....	1 2,700	1 2,700	1 2,700		
Draftsman.....	1 2,400	1 2,400	1 2,350		
Assistant fuel engineer.....	1 2,400	1 2,400			
Assistant mechanical engineer.....	1 2,400	1 2,400			
Salary range, \$2,100 to \$2,700; average, \$2,400—					
Assistant engineers.....	1 2,400	1 2,400	2 2,400		
Assistant fuel engineer.....	1 2,500	1 2,500			
Assistant explosives engineer.....			1 2,400		
Assistant chemist.....			1 2,400		
Assistant physical chemist.....	1 2,400	1 2,400	1 2,200		
Salary range, \$1,860 to \$2,400; average, \$2,100—					
Assistant engineer.....			1 2,300		
Glass blower.....	1 2,300	1 2,300	1 2,300		
Laboratory assistant.....	1 1,980	1 1,980	1 2,000		
Librarian.....	1 1,920	1 1,920	1 1,920		
Instrument maker.....	1 1,920	1 1,920	1 1,920		
Laboratory assistant.....	1 2,200	1 2,200	1 1,980		
Junior fuel engineers.....	1 2,000	1 2,000	1 2,000		
Junior chemists.....	2 1,860	2 1,860	3 1,860		
Senior clerk.....	1 1,860	1 1,860	1 1,860		
Salary range, \$1,680 to \$2,100; average, \$1,860—					
Assistant clerks.....	4 1,800	4 1,800	4 1,800		
Laboratory assistant.....			1 1,800		
Laboratory assistant.....	1 1,740	1 1,740	1 1,740		
Plumber.....			1 1,740		
Scientific aid.....	1 1,680	1 1,680	1 1,680		
Salary range, \$1,500 to \$1,860; average, \$1,680—					
Assistant clerks.....	2 1,620	2 1,620	2 1,620		
Assistant clerks.....	2 1,500	2 1,500	1 1,500		
Assistant scientific aid.....	1 1,500	1 1,500	2 1,500		
Salary range, \$1,320 to \$1,680; average, \$1,500—					
Machinists.....	2 1,500	2 1,500	1 1,500		
Machinist helper.....	1 1,440	1 1,440	1 1,500		
Mechanic.....			1 1,440		
Laboratory assistant.....			1 1,380		
Fireman.....	1 1,440	1 1,440	1 1,320		
Junior scientific aids.....	3 1,320	3 1,320	2 1,320		
Salary range, \$1,140 to \$1,500; average, \$1,320—					
Junior photographer.....	1 1,380	1 1,380	1 1,320		
Mechanic's helper.....			1 1,320		
Coal sampler.....	1 1,320	1 1,320	1 1,320		
Junior clerks.....	3 1,320	3 1,320	1 1,320		
Laborer.....	1 1,380	1 1,380	1 1,320		
Stenographer.....			1 1,280		
Telephone operator.....	1 1,200	1 1,200	1 1,200		
Salary range, \$1,020 to \$1,260; average, \$1,140—					
Under scientific aids.....	2 1,200	2 1,200	1 1,200		
Junior typist.....	1 1,140	1 1,140	1 1,140		
Film inspector.....	1 1,020	1 1,020	1 1,020		
Mimeograph operator.....	1 1,200	1 1,200			
Salary range, \$780 to \$1,020; average, \$900—					
Film inspector.....			1 960		
Messenger.....			1 780		
Messenger.....	1 720	1 720	1 600		
Total average number of employees.....	54 1/2	54 1/2	51 1/2		
Total salaries.....	107,586.00	107,586.00	106,006.00		
Per diem laborers, etc.....	800.00	800.00	345.71		
Total salaries and wages, field service.....	108,386.00	108,386.00	106,351.71		
01 Total personal services.....	136,196.00	135,796.00	131,705.21		
Supplies and materials:					
0200 Stationery and office supplies.....			1,360.00		
0220 Scientific and educational supplies.....	2,000.00	2,000.00	2,462.82		
0280 Sundry supplies.....	5,500.00	5,000.00	6,860.00		
02 Total supplies and materials.....	7,500.00	7,000.00	10,682.82		
05 Communication service.....			40.00		
06 Travel expenses.....	5,717.00	5,117.00	5,466.28		
07 Transportation of things.....			133.56		
Photographing and printing:					
0810 Lithographing, engraving, etc.....			48.88		
0830 Photographing.....			17.09		
08 Total photographing and printing.....			65.97		
12 Repairs and alterations.....			419.84		
13 Special and miscellaneous, current expenses.....			314.21		
Equipment:					
3010 Furniture, furnishings, and fixtures.....			304.70		
3020 Educational, scientific, and recreational equipment.....			444.85		
3050 Other equipment.....	4,587.00	3,087.00	3,322.66		
30 Total equipment.....	4,587.00	3,087.00	4,071.61		
Reserve.....		3,000.00			
Total.....	154,000.00	154,000.00	152,899.50		

## Estimates of appropriations required for the service of the fiscal year ending June 30, 1928—Continued

General object (title of appropriation), date of acts, references to Statutes at Large, or to Revised Statutes, and estimated amount required for each detailed object	Total amount to be appropriated under each head of appropriation	Amount appropriated for the fiscal year ending June 30, 1927
<p><b>Mineral Mining Investigations, Bureau of Mines—</b> For inquiries and scientific and technologic investigations concerning the mining, preparation, treatment, and utilization of ores and mineral substances, other than fuels, with a view to improving health conditions and increasing safety, efficiency, economic development, and conserving resources through the prevention of waste in the mining, quarrying, metallurgical, and other mineral industries; to inquire into the economic conditions affecting these industries; and including all equipment, supplies, expenses of travel and subsistence, and the purchase, operation, maintenance, repair, and exchange in part payment therefor, of motor-propelled passenger-carrying vehicles, including not to exceed <b>[\$48,560]</b> \$9,500 for personal services in the District of Columbia, <b>[\$148,660]</b> \$99,570: <i>Provided</i>, That no part of this appropriation may be expended for an investigation in behalf of any private party (<i>acts May 16, 1910, vol. 36, p. 369, secs. 1-6; Feb. 25, 1913, vol. 37, p. 681, sec. 1; Apr. 29, 1926, vol. 44, p. 367</i>)—</p>	\$99,570.00	\$148,660.00

## Estimates of appropriations required for the service of the fiscal year ending June 30, 1928—Continued

General object (title of appropriation), date of acts, references to Statutes at Large, or to Revised Statutes, and estimated amount required for each detailed object				Total amount to be appropriated under each head of appropriation	Amount appropriated for the fiscal year ending June 30, 1927
<i>Mineral Mining Investigations, Bureau of Mines—Continued.</i>					
	Estimated expenditures, 1928 appropriation	Estimated expenditures, 1927 appropriation	Expended and obligated, 1926		
Field service—Continued.					
Salaries and wages—Continued.					
Salary range, \$1,860 to \$2,400; average, \$2,100—	Average—	Average—	Average—		
	No. Salary	No. Salary	No. Salary		
Mechanical engineer.....	1 \$2,400	1 \$2,400	1 \$2,100		
Metallurgist.....	1 2,300	1 2,300	1 2,100		
Senior clerk.....	1 2,100	1 2,100	1 2,100		
Junior scientist.....	1 1,920	1 1,920	1 1,920		
Junior metallurgist.....	1 1,860	1 1,860	1 1,860		
Junior chemist.....	1 1,860	1 1,860	1 1,860		
Instrument maker.....	1 1,920	1 1,920	1 1,860		
Salary range, \$1,500 to \$1,860; average, \$1,680—					
Electrician.....			1 1,800		
Electrician.....			1 1,740		
Assistant clerk.....	1 1,740	1 1,740	1 1,680		
Assistant clerk.....			1 1,500		
Salary range, \$1,320 to \$1,680; average, \$1,500—					
Assistant clerk.....	1 1,500	1 1,500	1 1,500		
Laborer.....	1 1,500	1 1,500	1 1,440		
Underclerk.....			1 1,320		
Electric furnace mechanic.....	1 1,500	1 1,500			
Salary range \$1,140 to \$1,500; average, \$1,320—					
Stenographer and typewriter.....			1 1,200		
Janitor.....	1 1,140	1 1,140	1 1,140		
Total average number of employees.....	27 1/2	27 1/2	26 1/2		
Total salaries.....	75,738.00	75,738.00	69,437.00		
Per diem laborers, etc.....			4,368.62		
Total salaries and wages, field service.....	75,738.00	75,738.00	73,805.62		
01 Total personal services.....	85,038.00	124,118.00	93,428.62		
Supplies and materials:					
0200 Stationery and office supplies.....			1,020.00		
0220 Scientific and educational supplies.....		500.00	919.27		
0230 Fuel.....	390.00	500.00	509.48		
0280 Sundry supplies.....	7,500.00	7,000.00	6,714.04		
02 Total supplies and materials.....	7,890.00	8,000.00	9,162.79		
Communication service:					
0500 Telegraph service.....			26.70		
0510 Telephone service.....			286.25		
05 Total communication service.....			312.95		
06 Travel expenses.....	1,542.00	8,472.00	6,753.21		
07 Transportation of things.....	300.00	500.00	813.08		
Photographing and printing:					
0810 Lithographing, engraving, etc.....			6.75		
0830 Photographing.....			26.04		
08 Total photographing and printing.....			32.79		
Rents:					
1100 Rent of buildings and structures.....			175.58		
1110 Other rents, machines, etc.....			155.00		
11 Total rents.....		200.00	330.58		
12 Repairs and alterations.....		500.00	1,003.87		
Equipment:					
3010 Furniture, furnishings, and fixtures.....			554.67		
3020 Educational, scientific, and recreational equipment.....			870.10		
3050 Other equipment.....	4,800.00	4,870.00	3,985.48		
30 Total equipment.....	4,800.00	4,870.00	5,410.25		
Reserve.....		2,000.00			
Total.....	99,570.00	148,660.00	117,248.14		
<i>Oil, Gas, and Oil-Shale Investigations, Bureau of Mines—</i>					
For inquiries and investigations and dissemination of information concerning the mining, preparation, treatment, and utilization of petroleum, natural gas, and oil shale, including economic conditions affecting the industry, with a view to economic development and conserving resources through the prevention of waste; for the purchase of newspapers relating to the oil, gas, and allied industries: <i>Provided</i> , That section 192 of the Revised Statutes shall not apply to such purchase of newspapers from this appropriation; and for every other expense incident thereto, including supplies, equipment, expenses of travel and subsistence, purchase, exchange as part payment for, maintenance, and operation, of motor-propelled passenger-carrying vehicles, [ \$211,000, ] \$198,260, of which amount not to exceed [ \$26,020, ] \$21,000 may be expended for personal services in the District of Columbia (acts May 16, 1910, vol. 36, p. 369, secs. 1-6; Feb. 25, 1913, vol. 37, p. 681, sec. 1; Apr. 29, 1926, vol. 44, p. 367)				\$198,260.00	\$211,000.00

*Estimates of appropriations required for the service of the fiscal year ending June 30, 1928—Continued*

General object (title of appropriation), date of acts, references to Statutes at Large, or to Revised Statutes, and estimated amount required for each detailed object	Total amount to be appropriated under each head of appropriation		Amount appropriated for the fiscal year ending June 30, 1927
Oil, Gas, and Oil-Shale Investigations, Bureau of Mines—Continued.			
	Estimated expenditures, 1928 appropriation	Estimated expenditures, 1927 appropriation	Expended and obligated, 1926
Departmental service:			
Salaries—			
Professional and scientific service—	Average—	Average—	Average—
Grade 5, \$5,200 to \$6,000; average, \$5,600—	No. 1 Salary \$5,400	No. 1 Salary \$5,400	No. 1 Salary \$5,200
Chief petroleum engineer.....			1 6,000
Chief economics branch.....			
Grade 4, \$3,800 to \$5,000; average, \$4,400—			
Petroleum engineer.....	1 4,200		1 4,200
Grade 3, \$3,000 to \$3,600; average, \$3,300—			
Law examiner.....	1 3,100	1 3,100	1 3,100
Associate chemist.....			1 3,050
Associate engineer.....			1 3,000
Associate chemist.....		1 3,000	1 3,000
Assistant petroleum economist.....		1 3,000	1 2,450
Grade 2, \$2,400 to \$3,000; average, \$2,700—			
Assistant scientist.....			1 2,800
Subprofessional service—			
Grade 4, \$1,500 to \$1,860; average, \$1,680—			
Laboratory assistant.....		1 1,740	1 1,740
Clerical, administrative, and fiscal service—			
Grade 11, \$3,800 to \$5,000; average, \$4,400—			
Accountant.....			1 4,000
Grade 9, \$3,000 to \$3,600; average, \$3,300—			
Accountant.....	1 3,000	1 3,000	
Grade 5, \$1,860 to \$2,400; average, \$2,100—			
Clerk.....	1 2,200	1 2,200	
Grade 4, \$1,680 to \$2,040; average, \$1,860—			
Clerks.....	1 1,740	2 1,740	1 1,710
Clerk.....			1 1,680
Grade 3, \$1,500 to \$1,860; average, \$1,680—			
Assistant clerks.....	2 1,620	2 1,620	2 1,590
Custodial service—			
Grade 3, \$1,020 to \$1,260; average, \$1,140—			
Laborer.....			1 1,140
Operator.....	1 1,020	1 1,020	
Grade 1, \$600 to \$780; average, \$690—			
Junior messenger.....	1 630	1 630	
Total average number of employees.....	8 1/2 20,705	11 1/2 25,985	10 1/2 28,026
Total salaries, departmental service.....			
The difference between 1928 and 1927 due to decrease in force, \$5,280.			
Field service:			
Salaries and wages—			
Salary range, \$3,800 to \$5,000; average, \$4,400—			
Superintendent.....	1 4,800	1 4,800	1 4,800
Petroleum engineers.....	1 4,400	1 4,400	1 4,200
Petroleum chemist.....	1 4,200	1 4,200	1 4,200
Deputy supervisor.....	1 4,200	1 4,200	1 4,200
Engineers.....	3 4,200	3 4,200	2 4,000
Technologist.....			1 4,000
Engineers.....	3 3,800	3 3,800	3 3,800
Salary range, \$3,000 to \$3,600; average, \$3,300—			
Supervising drillers.....	2 3,600	2 3,600	2 3,600
Economic analyst.....			1 3,600
Associate petroleum engineers.....	2 3,600	2 3,600	2 3,300
Associate natural gas engineers.....	2 3,100	2 3,100	1 3,100
Petroleum chemist.....	1 3,500	1 3,500	1 3,100
Salary range, \$2,700 to \$3,300; average, \$3,000—			
Associate petroleum chemists.....			1 3,000
Associate petroleum engineers.....	4 3,000	4 3,000	2 3,000
Associate petroleum chemist.....			1 2,700
Associate refinery engineer.....	1 3,100	1 3,100	
Salary range, \$2,400 to \$3,000; average, \$2,700—			
Assistant petroleum chemist.....	1 2,700	1 2,700	1 2,600
Assistant petroleum engineers.....	2 2,600	2 2,600	2 2,500
Assistant petroleum chemists.....	2 2,500	2 2,500	1 2,500
Assistant petroleum chemists.....	1 2,400	1 2,400	1 2,400
Assistant petroleum engineer.....	1 2,400	1 2,400	1 2,400
Assistant refinery engineer.....	1 2,400	1 2,400	1 2,400
Salary range, \$2,100 to \$2,700; average, \$2,400—			
Instrument maker.....	1 2,500	1 2,500	1 2,400
Illustrating draftsman.....	1 2,300	1 2,300	1 2,300
Principal clerk.....	1 2,500	1 2,500	1 2,400
Salary range, \$1,860 to \$2,400; average, \$2,100—			
Statistical clerk.....		1 1,980	1 1,980
Engineer draftsman.....			1 1,920
Oil clerks.....	2 1,860	2 1,860	1 1,860
Junior chemists.....	2 1,860	2 1,860	1 1,860
Clerks.....	2 1,800	2 1,800	1 1,800
Bibliographer.....	1 1,860	1 1,860	1 1,800
Salary range, \$1,500 to \$1,860; average, \$1,680—			
Assistant clerk.....			1 1,740
Assistant clerk.....			1 1,620
Assistant clerks.....	3 1,560	3 1,560	1 1,560
Assistant clerks.....	2 1,500	2 1,500	4 1,500
Salary range, \$1,320 to \$1,680; average, \$1,500—			
Stenographer and typist.....			1 1,440
Foreman laborer.....	1 1,320	1 1,320	1 1,320

*Estimates of appropriations required for the service of the fiscal year ending June 30, 1928—Continued*

General object (title of appropriation), date of acts, references to Statutes at Large, or to Revised Statutes, and estimated amount required for each detailed object				Total amount to be appropriated under each head of appropriation	Amount appropriated for the fiscal year ending June 30, 1927
<i>Oil, Gas, and Oil-Shale Investigations, Bureau of Mines—Continued.</i>					
	Estimated expenditures, 1928 appropriation	Estimated expenditures, 1927 appropriation	Expended and obligated, 1926		
Field service—Continued.					
Salaries and wages—Continued.					
Salary range, \$1,140 to \$1,500; average, \$1,320—					
Stenographer and typist.....	Average— No. Salary	Average— No. Salary	Average— No. Salary		
Stenographer and typist.....	46 \$130, 100. 00	47 \$132, 080. 00	45 1/2 124, 925. 00		
Total average number of employees.....	46	47	45 1/2		
Total salaries.....	\$130, 100. 00	\$132, 080. 00	124, 925. 00		
Per diem laborers, etc.....	1, 000. 00	1, 000. 00	955. 52		
Total salaries and wages, field service.....	131, 100. 00	133, 080. 00	125, 880. 52		
The difference between 1928 and 1927 is due to decrease in force, \$1,980.					
01 Total personal services.....	151, 805. 00	159, 065. 00	153, 906. 52		
Supplies and materials:					
0200 Stationery and office supplies.....			2, 040. 00		
0220 Scientific and educational supplies.....	1, 200. 00	1, 200. 00	1, 323. 15		
0230 Fuel.....	1, 900. 00	1, 900. 00	1, 902. 76		
0280 Sundry supplies.....	6, 220. 00	6, 900. 00	7, 017. 94		
02 Total supplies and materials.....	9, 320. 00	10, 000. 00	12, 283. 85		
Communication service:					
0500 Telegraph service.....			88. 05		
0510 Telephone service.....	800. 00	800. 00	816. 05		
05 Total communication service.....	800. 00	800. 00	904. 10		
06 Travel expenses.....	17, 100. 00	16, 700. 00	18, 886. 38		
07 Transportation of things.....	2, 000. 00	2, 000. 00	3, 120. 20		
Photographing and printing:					
0810 Lithographing, engraving, etc.....			98. 19		
0830 Photographing.....	500. 00	500. 00	703. 51		
08 Total photographing and printing.....	500. 00	500. 00	801. 70		
Rents:					
1100 Rent of buildings and structures.....	1, 500. 00	1, 500. 00	1, 809. 40		
1110 Other rents, machines, etc.....		2, 000. 00	2, 614. 28		
11 Total rents.....	1, 500. 00	3, 500. 00	4, 423. 68		
12 Repairs and alterations.....	2, 000. 00	2, 000. 00	2, 785. 19		
13 Special and miscellaneous, current expenses.....			7. 68		
Equipment:					
3000 Passenger-carrying vehicles.....	2, 000. 00	3, 000. 00	3, 776. 07		
3010 Furniture, furnishings, and fixtures.....	4, 235. 00	4, 235. 00	4, 988. 45		
3020 Educational, scientific, and recreational equipment.....	1, 000. 00	1, 200. 00	1, 156. 66		
3050 Other equipment.....	6, 000. 00	5, 000. 00	6, 226. 79		
30 Total equipment.....	13, 235. 00	13, 435. 00	16, 147. 97		
Reserve.....		3, 000. 00			
Total.....	198, 260. 00	211, 000. 00	213, 267. 27		

## Estimates of appropriations required for the service of the fiscal year ending June 30, 1928—Continued

General object (title of appropriation), date of acts, references to Statutes at Large, or to Revised Statutes, and estimated amount required for each detailed object	Total amount to be appropriated under each head of appropriation	Amount appropriated for the fiscal year ending June 30, 1927
<p><i>Oil Shale Investigations, Bureau of Mines—</i> <i>The unexpended balance of the appropriation contained in the act making appropriations for the Departments of State and Justice and for the judiciary, and for the Departments of Commerce and Labor, for the fiscal year ending June 30, 1927, for development of oil shale, including purchase or mining and transportation of shale, operation, repairs, and alteration of plant, the construction, maintenance, and repair of necessary camp buildings and appurtenances thereto, and the construction, operation, and maintenance of experimental refinery, and for all necessary expenses incident thereto, including clerical and technical assistance, \$89,000, of which amount not to exceed \$8,000 may be expended for personal services in the District of Columbia, is continued and made available during the fiscal year 1928 (act Apr. 29, 1926, vol. 44, p. 367)</i></p>		\$89,000.00

General object (title of appropriation), date of acts, references to Statutes at Large, or to Revised Statutes, and estimated amount required for each detailed object

Total amount to be appropriated under each head of appropriation

Amount appropriated for  
the fiscal year ending  
June 30, 1927

For the employment of personal services and all other expenses in connection with the establishment, maintenance, and operation of mining experiment stations, authorized by the act approved March 3, 1915, \$173,000, of which amount not to exceed **[\$10,000.]** \$11,000 may be expended for personal services in the District of Columbia (acts May 16, 1910, vol. 36, p. 369, secs. 1-6; Feb. 25, 1913, vol. 37, p. 681, sec. 1; Apr. 29, 1926, vol. 44, p. 367).

**\$173, 000. 00**

**\$173, 000. 00**

	Estimated expenditures, 1923 appro- priation	Estimated expenditures, 1927 appro- priation	Expended and obligated, 1926
<b>Departmental service:</b>			
Salaries—			
Professional and scientific service—			
Grade 5, \$5,200 to \$6,000; average, \$5,600—			
Chief metallurgist and superintendent of sta- tions.	<i>Average—</i> No. $\frac{1}{2}$ Salary \$6,000	<i>Average—</i> No. $\frac{1}{2}$ Salary \$6,000	<i>Average—</i> No. $\frac{1}{2}$ Salary \$6,000
Subprofessional service—			
Grade 4, \$1,500 to \$1,860; average, \$1,680—			
Junior library assistant.	1 1,500	1 1,500	$\frac{1}{2}$ 1,500
Clerical, administrative, and fiscal service—			
Grade 6, \$2,100 to \$2,700; average, \$2,400—			
Clerk.	1 2,400	1 2,400	$\frac{1}{2}$ 2,400
Clerk.			1 2,300
Grade 5, \$1,860 to \$2,400; average, \$2,100—			
Clerk.			1 2,200
Grade 4, \$1,680 to \$2,040; average, \$1,860—			
Clerk.			$\frac{1}{2}$ 1,860
Clerk.			$\frac{1}{2}$ 1,800
Clerk.	1 1,740	1 1,680	1 $\frac{1}{2}$ 1,740
Grade 2, \$1,320 to \$1,680; average, \$1,500—			
Clerk.	1 1,560	$\frac{1}{2}$ 1,560	$\frac{1}{2}$ 1,560
Custodial service—			
Grade 1, \$600 to \$780; average \$690—			
Messenger.			$\frac{1}{2}$ 630
Messenger.			$\frac{1}{2}$ 600
Total average number of employees.	4 $\frac{1}{2}$	4 $\frac{1}{2}$	6 $\frac{1}{2}$
Total salaries, departmental service.	10,700.00	9,990.00	12,872.50
Difference between 1928 and 1927 due to increase in salaries, \$710.			
<b>Field service:</b>			
Salaries and wages—			
Salary range, \$5,200 to \$6,000; average, \$5,600—			
Metallurgist.	1 5,200	1 5,200	1 5,200
Salary range, \$3,900 to \$5,000; average, \$4,400—			
Superintendents.	1 4,600	1 4,600	2 4,600
Superintendents.	1 4,200	1 4,200	2 4,200
Metallurgist.			$\frac{1}{2}$ 4,400
Metallurgists.	2 4,200	2 4,200	$\frac{1}{2}$ 4,200
Metallurgists.	2 4,200	2 4,000	3 $\frac{1}{2}$ 3,800
Explosives engineer.			$\frac{1}{2}$ 4,000
Hydrometallurgist.	1 3,900	1 3,800	1 3,800
Ceramic engineer.			$\frac{1}{2}$ 3,800
Metallurgists.	4 3,800	4 3,800	
Salary range, \$3,000 to \$3,600; average, \$3,300—			
Mining engineer.	$\frac{1}{2}$ 3,600	$\frac{1}{2}$ 3,600	$\frac{1}{2}$ 3,600
Ceramicist.			$\frac{1}{2}$ 3,600
Metallurgist.			$\frac{1}{2}$ 3,300
Associate metallurgist.	1 3,400	1 3,400	$\frac{1}{2}$ 3,300
Associate metallurgist.	1 3,300	1 3,300	3 $\frac{1}{2}$ 3,100
Associate mining technologist.	1 3,200	1 3,200	
Salary range, \$2,700 to \$3,300; average, \$3,000—			
Associate mining engineer.	1 3,000	1 3,000	1 3,000
Associate chemists.	2 3,000	2 3,000	1 $\frac{1}{2}$ 3,000
Associate metallurgist.	1 3,200	1 3,200	
Steel operator.	$\frac{1}{2}$ 3,000	$\frac{1}{2}$ 3,000	
Salary range, \$2,400 to \$3,000; average, \$2,700—			
Assistant chemist.	1 2,900	1 2,900	1 2,900
Assistant chemists.	2 2,600	2 2,600	1 2,500
Assistant chemists.	2 2,500	2 2,500	1 $\frac{1}{2}$ 2,400
Assistant metallurgists.	2 2,700	2 2,700	1 $\frac{1}{2}$ 2,700
Mining engineer.	1 2,400	1 2,400	
Salary range, \$2,100 to \$2,700; average, \$2,400—			
Junior metallurgist.	1 2,400	1 2,400	1 2,400
Junior metallurgist.	1 2,300	1 2,300	1 2,300
Junior chemist.	1 2,300	1 2,300	1 2,300
Junior chemist.	1 2,200	1 2,200	1 2,200
Junior chemist.			1 2,100
Senior clerk.			1 2,000
Chemical engineer.	2 2,100	2 2,100	3 2,100
Salary range, \$1,860 to \$2,400; average, \$2,100—			
Junior chemist.	1 1,860	1 1,860	$\frac{1}{2}$ 1,860
Junior ceramic engineer.			1 1,860
Junior metallurgist.			$\frac{1}{2}$ 1,860
Junior mining engineer.			1 1,920
Junior mining engineer.			1 1,860
Clerks.	2 1,860	2 1,860	2 1,860
Junior chemist.	1 2,000	1 2,000	
Junior chemist.	1 1,920	1 1,920	

## Estimates of appropriations required for the service of the fiscal year ending June 30, 1928—Continued

General object (title of appropriation), date of acts, references to Statutes at Large, or to Revised Statutes, and estimated amount required for each detailed object				Total amount to be appropriated under each head of appropriation	Amount appropriated for the fiscal year ending June 30, 1927
<b>Expenses, Mining Experiment Stations, Bureau of Mines—Continued.</b>					
	Estimated expenditures, 1928 appropriation		Estimated expenditures, 1927 appropriation		Expended and obligated, 1926
Field service—Continued.					
Salaries and wages—Continued.					
Salary range, \$1,680 to \$2,100; average, \$1,860—	<i>Average—</i>		<i>Average—</i>		<i>Average—</i>
	<i>No.</i>	<i>Salary</i>	<i>No.</i>	<i>Salary</i>	<i>No.</i> <i>Salary</i>
Clerks.....	2	\$1,800	2	\$1,800	2 \$1,800
Clerk.....	1	1,740	1	1,740	1 1,740
Electrician.....	1	1,740	1	1,740	1 1,680
Scientific aid.....					1 1,680
Salary range, \$1,500 to \$1,860; average, \$1,680—					
Machinist.....	1	1,680	1	1,680	1 1,620
Mill mechanic.....	1	1,620	1	1,620	1 1,620
Ceramic assistant.....					1 1,500
Computer clerk.....					1 1,500
Assistant clerks.....					1 1,560
Skilled laborers.....	1	1,620	1	1,620	1 1,560
Skilled laborer.....	1	1,500	1	1,500	1 1,500
Salary range, \$1,320 to \$1,680; average, \$1,500—					
Ore-mill mechanic.....	1	1,560	1	1,560	1 1,500
Junior clerks.....	1	1,500	1	1,500	2 1,440
General mechanic.....	1	1,500	1	1,500	1 1,440
Laborer.....	1	1,320	1	1,320	1 1,320
Laborer.....	1	1,200	1	1,200	
Clerk.....	1	1,440	1	1,440	
Salary range, \$1,140 to \$1,500; average, \$1,320—					
Laborer.....					1 1,260
Laborer.....					1 1,200
Laborer.....	1	1,080	1	1,080	1 1,020
Total average number of employees.....	54 1/2		54 1/2		59 1/2
Total salaries.....		143,000.00		143,000.00	147,123.00
Per diem laborers, etc.....					3,287.32
Total salaries and wages, field service.....		143,000.00		143,000.00	150,410.32
01 Total personal services.....		153,700.00		152,990.00	163,282.82
Supplies and materials:					
0200 Stationery and office supplies.....					1,700.00
0220 Scientific and educational supplies.....		1,000.00			1,712.63
0230 Fuel.....					320.66
0280 Sundry supplies.....		2,300.00		3,143.00	6,918.80
02 Total supplies and materials.....		3,300.00		3,143.00	11,252.09
Communication service:					
0500 Telegraph service.....					47.85
0510 Telephone service.....					972.33
05 Total communication service.....		800.00		800.00	1,020.18
06 Travel expenses.....		10,700.00		9,200.00	13,065.94
07 Transportation of things.....		1,200.00		1,200.00	2,485.13
Photographing and printing:					
0810 Lithographing, engraving, etc.....					109.96
0830 Photographing.....					143.66
08 Total photographing and printing.....					253.62
Rents:					
1100 Rent of buildings and structures.....					108.50
1110 Other rents, machines, etc.....					16.48
11 Total rents.....					124.98
12 Repairs and alterations.....					1,597.83
13 Special and miscellaneous, current expenses.....					117.61
Equipment:					
3010 Furniture, furnishings, and fixtures.....					1,377.10
3020 Educational, scientific, and recreational equipment.....					789.37
3050 Other equipment.....		3,300.00		2,800.00	3,390.84
30 Total equipment.....		3,300.00		2,800.00	5,557.31
Reserve.....				2,867.00	
Total.....		173,000.00		173,000.00	198,757.51
<b>Care, etc., Buildings and Grounds, Bureau of Mines, Pittsburgh, Pa.—</b>					
For care and maintenance of buildings and grounds at Pittsburgh and Bruceton, Pennsylvania, including personal services, the purchase, exchange as part payment for, operation, maintenance, and repair of passenger automobiles for official use, and all other expenses requisite for and incident thereto, including not to exceed \$5,000 for additions and improvements (acts May 16, 1910, vol. 36, p. 369, secs. 1-6; Feb. 25, 1913, vol. 37, p. 681, sec. 1; Apr. 29, 1926, vol. 44, pp. 367-368).....					
				\$71,360.00	\$64,320.00



## Estimates of appropriations required for the service of the fiscal year ending June 30, 1928—Continued

General object (title of appropriation), date of acts, references to Statutes at Large, or to Revised Statutes, and estimated amount required for each detailed object				Total amount to be appropriated under each head of appropriation	Amount appropriated for the fiscal year ending June 30, 1927
<i>Care, etc., Buildings and Grounds, Bureau of Mines, Pittsburgh, Pa.—Continued.</i>					
	Estimated expenditures, 1928 appropriation	Estimated expenditures, 1927 appropriation	Expended and obligated, 1926		
Field service:					
Salaries and wages—					
Salary range, \$2,400 to \$3,000; average, \$2,700—					
Mechanical superintendent	Average— No. 1 Salary \$3,100	Average— No. 1 Salary \$3,100	Average— No. 1 Salary \$2,800		
Salary range, \$1,680 to \$2,100; average, \$1,890—					
Electrician	1 1,740	1 1,740	1 1,740		
Plumber	1 1,800	1 1,800	1 1,740		
Garageman	1 1,740	1 1,740	1 1,740		
Labor foreman	1 1,680	1 1,680	1 1,680		
Salary range, \$1,320 to \$1,680; average, \$1,500—					
Captain of the watch	1 1,320	1 1,320	1 1,320		
Fireman	1 1,380	1 1,380	1 1,320		
Firemen	2 1,320	2 1,320	3 1,260		
Fireman	1 1,260	1 1,260			
Engine runner	1 1,260	1 1,260	1 1,260		
Engine runner	1 1,320	1 1,320	1 1,200		
Watchman	1 1,200	1 1,200	1 1,200		
Garageman	1 1,200	1 1,200	1 1,200		
Janitor	1 1,200	1 1,200	1 1,200		
Salary range, \$1,020 to \$1,260; average, \$1,140—					
Laborer	1 1,200	1 1,200	1 1,200		
Laborers	3 1,140	3 1,140	7 1,140		
Laborers	2 1,200	2 1,200			
Automobile mechanic	1 1,080	1 1,080	1 1,080		
Watchman	1 1,140	1 1,140	1 1,080		
Watchman	1 1,080	1 1,080	1 1,020		
Salary range, \$780 to \$1,020; average, \$900—					
Female laborers	8 900	8 900	8 900		
Messengers	1 900	1 900	1 780		
Messenger	1 600	1 600	1 600		
Total average number of employees	33 1/2	33 1/2	35 1/2		
Total salaries and wages	40,310.00	40,310.00	40,988.00		
Per diem laborers, etc.	1,000.00		688.94		
01 Total salaries and wages, field service	41,310.00	40,310.00	41,656.94		
Supplies and materials:					
0200 Stationery and office supplies			680.00		
0210 Medical and hospital supplies	410.00	410.00			
0230 Fuel	4,300.00	4,000.00	4,313.72		
0280 Sundry supplies	9,765.00	7,325.00	7,261.32		
02 Total supplies and materials	14,475.00	11,735.00	12,255.04		
Communication service:					
0500 Telegraph service			10.00		
0510 Telephone service	1,500.00	1,500.00	1,508.12		
05 Total communication service	1,500.00	1,500.00	1,518.12		
06 Travel expenses			27.65		
07 Transportation of things	1,900.00	1,900.00	1,647.15		
10 Light, heat, and power, etc.	3,000.00	3,000.00	3,039.46		
12 Repairs and alterations	5,000.00	2,200.00	1,654.92		
13 Special and miscellaneous, current expenses	1,500.00	1,000.00	1,113.35		
Equipment:					
3000 Passenger-carrying vehicles			507.00		
3010 Furniture, furnishings and fixtures			37.65		
3050 Other equipment	2,675.00	2,000.00	897.93		
30 Total equipment	2,675.00	2,000.00	1,742.58		
Reserve		675.00			
Total	71,360.00	64,320.00	64,675.21		

Persons employed during the fiscal year [1927] 1928 in field work outside of the District of Columbia under the Bureau of Mines may be detailed temporarily for service in the District of Columbia for purposes of preparing results of their field work; all persons so detailed shall be paid in addition to their regular compensation only [their actual] traveling expenses [or per diem in lieu of subsistence] in going to and returning therefrom: *Provided*, That nothing herein shall prevent the payment to employees of the Bureau of Mines of their necessary expenses, or per diem in lieu of subsistence while on temporary detail in the District of Columbia, for purposes only of consultation or investigations on behalf of the United States. All details made herein under, and the purposes of each, during the preceding fiscal year shall be reported in the annual estimates of appropriations to Congress at the beginning of each regular session thereof (*act Apr. 29, 1926, vol. 44, p. 368*).

The Secretary of the Treasury may detail medical officers of the Public Health Service for cooperative health, safety, or sanitation work with the Bureau of Mines, and the compensation and expenses of the officers so detailed may be paid from the applicable appropriations made herein for the Bureau of Mines (*act Apr. 29, 1926, vol. 44, p. 368*).

## Estimates of appropriations required for the service of the fiscal year ending June 30, 1928—Continued

General object (title of appropriation), date of acts, references to Statutes at Large, or to Revised Statutes, and estimated amount required for each detailed object				Total amount to be appropriated under each head of appropriation	Amount appropriated for the fiscal year ending June 30, 1927
<b>Maintenance and Operation of Fuel Yards, District of Columbia, Bureau of Mines—</b>					
Government fuel yards: For the purchase and transportation of fuel; storing and handling of fuel in yards; maintenance and operation of yards and equipment, including motor-propelled passenger-carrying vehicles for inspectors, purchase of equipment, rentals, and all other expenses requisite for and incident thereto, including personal services in the District of Columbia, the unexpended balance of the appropriations heretofore made for these purposes is reappropriated and made available for such purposes for the fiscal year [1927] 1928 and for payment of obligations for such purposes of prior years, and of such sum not exceeding \$500 shall be available to settle claims for damages caused to private property, by motor vehicles used in delivering fuel: <i>Provided</i> , That all moneys received from the sales of fuel shall be credited to this appropriation and be available for the purposes of this paragraph: <i>Provided further</i> , That the requirements of sections 3711 and 3713 of the Revised Statutes relative to the weighing of coal and wood and the separate certificate as to the weight, measurement or quantity of coal and wood purchased shall not apply to purchases by the Government fuel yards at free-on-board destinations outside of the District of Columbia (acts July 1, 1913, vol. 40, p. 672; Mar. 3, 1925, vol. 43, p. 1175; Apr. 29, 1926, vol. 44, p. 368).					
	Estimated expenditures, 1928 appropriation	Estimated expenditures, 1927 appropriation	Expended and obligated, 1926		
<b>Departmental service:</b>					
<b>Salaries—</b>					
Professional and scientific service—					
Grade 4, \$3,800 to \$5,000; average, \$4,400—					
Engineer.....	Average— No. 1 Salary \$4,800	Average— No. 1 Salary \$4,800	Average— No. 1 Salary \$4,600		
Grade 3, \$3,000 to \$3,600; average, \$3,300—					
Associate engineer.....			1 3,000		
<b>Subprofessional service—</b>					
Grade 7, \$2,100 to \$2,700; average, \$2,400—					
Principal engineering inspector.....	1 2,400	1 2,400	1 2,350		
<b>Clerical, administrative, and fiscal service—</b>					
Grade 7, \$2,400 to \$3,000; average, \$2,700—					
Junior administrative assistant.....	1 2,800	1 2,800	1 2,700		
Grade 6, \$2,100 to \$2,700; average, \$2,400—					
Principal clerk.....	1 2,600	1 2,600	1 2,600		
Grade 5, \$1,860 to \$2,400; average, \$2,100—					
Senior clerks.....	3 2,133	3 2,133	2 2,141		
Grade 4, \$1,680 to \$2,040; average, \$1,960—					
Clerk-stenographer.....	1 1,980	1 1,980	1 1,920		
Clerk.....	1 1,740	1 1,740	1 1,680		
Grade 3, \$1,500 to \$1,850; average, \$1,680—					
Assistant clerk-stenographer.....	1 1,800	1 1,800	1 1,800		
Assistant clerks.....	6 1,560	6 1,560	5 1,559		
Grade 2, \$1,320 to \$1,680; average, \$1,500—					
Junior clerk-stenographer.....	1 1,320	1 1,320	1 1,320		
Grade 1, \$1,140 to \$1,500; average, \$1,320—					
Underclerk.....	1 1,440	1 1,440	1 1,440		
<b>Custodial service—</b>					
Grade 9, \$2,100 to \$2,700; average, \$2,400—					
Assistant mechanical superintendents.....	2 2,400	2 2,400	2 2,325		
Grade 8, \$1,860 to \$2,400; average, \$2,100—					
Principal mechanic.....	1 2,040	1 2,040	1 2,031		
Grade 7, \$1,680 to \$2,040; average, \$1,860—					
Senior mechanics.....	4 1,860	4 1,860	2 1,841		
Grade 6, \$1,500 to \$1,860; average, \$1,680—					
Mechanics.....	6 1,650	6 1,638	5 1,670		
Grade 5, \$1,320 to \$1,680; average, \$1,500—					
Junior mechanics.....	2 1,500	2 1,500	1 1,428		
Grade 4, \$1,140 to \$1,500; average, \$1,320—					
Undermechanics.....	1 1,380	1 1,380	2 1,371		
Head messenger.....			1 1,440		
Grade 3, \$1,020 to \$1,260; average, \$1,140—					
Guard-watchmen.....	3 1,080	3 1,080	3 1,070		
Grade 2, \$900 to \$1,140; average, \$1,020—					
Subordinate mechanic.....	1 1,080	1 1,080	1 1,080		
Total number of employees.....	38	38	36		
Total salaries, departmental service.....	69,519.00	70,266.00	64,230.00		
<b>Wages—labor.....</b>	52,481.00	51,734.00	51,865.48		
<b>01 Total personal services.....</b>	122,000.00	122,000.00	116,095.48		
<b>Supplies and materials:</b>					
0200 Stationery and office supplies.....	150.00	150.00	67.33		
0202 Sundry office supplies.....	50.00	50.00	47.12		
0204 Photographic supplies.....	20.00	20.00	17.46		
0230 Fuel.....	1,800.00	1,880.00	1,914.59		
0282 Mechanics supplies.....	2,600.00	2,600.00	2,590.30		
0290 Materials.....	25,000.00	25,000.00	20,780.79		
<b>02 Total supplies and materials.....</b>	29,620.00	29,620.00	25,417.59		

*Estimates of appropriations required for the service of the fiscal year ending June 30, 1928—Continued*

General object (title of appropriation), date of acts, references to Statutes at Large, or to Revised Statutes, and estimated amount required for each detailed object

Total amount to be appropriated under each head of appropriation

Amount appropriated for the fiscal year ending June 30, 1927

**Maintenance and Operation of Fuel Yards, District of Columbia, Bureau of Mines—Continued.**

	Estimated expenditures, 1928 appropriation	Estimated expenditures, 1927 appropriation	Expended and obligated, 1926
<b>Communication service:</b>			
0500 Telegraph service.....	\$30.00	\$30.00	\$33.81
0510 Telephone service.....	640.00	640.00	639.68
05 Total communication service.....	670.00	670.00	673.44
06 Travel expenses.....	200.00	200.00	2.75
07 Transportation of things.....	65.00	65.00	62.88
08 Printing and binding.....	350.00	350.00	396.28
09 Advertising.....	150.00	150.00	123.07
10 Heat, light, power.....	4,500.00	4,500.00	3,972.55
11 Rents of buildings.....			2,625.00
12 Repairs and alterations.....	10,000.00	10,000.00	17,520.24
<b>Special and miscellaneous current expenses:</b>			
1300 Accidents.....	100.00	100.00	67.92
1310 Unloading.....	2,700.00	2,700.00	2,668.38
13 Total special and miscellaneous current expenses.....	2,800.00	2,800.00	2,736.30
<b>Equipment:</b>			
3000 Passenger-carrying vehicles.....	1,600.00	1,600.00	123.00
3050 Other equipment.....	20,000.00	20,000.00	15,550.47
30 Total equipment.....	21,600.00	21,600.00	15,673.47
32 Buildings.....			117,692.95
33 Purchase for resale.....	1,300,000.00	1,300,000.00	1,250,274.36
Total.....	1,491,955.00	1,491,955.00	1,553,266.06

**Mineral Resources, Bureau of Mines—**

[For preparation of the reports of the mineral resources of the United States, including special statistical inquiries as to production, distribution, and consumption of the essential minerals, including personal services, traveling expenses and subsistence, and the purchase, operation, maintenance, exchange in part payment for, and repair of motor-propelled passenger-carrying vehicles, \$123,000, of which amount not to exceed \$94,000 may be expended for personal services in the District of Columbia.] (act Apr. 29, 1926, vol. 44, p. 363)

\$123,000. 00

NOTE.—Transferred to "Promoting mineral commerce."

	Estimated expenditures, 1928 appropriation	Estimated expenditures, 1927 appropriation	Expended and obligated, 1926
<b>Departmental service:</b>			
<b>Salaries—</b>			
<b>Professional and scientific service—</b>			
Grade 4, \$3,800 to \$5,000; average, \$4,400—	<i>Average—</i>	<i>Average—</i>	<i>Average—</i>
Geologist.....	No. Salary	No. Salary	No. Salary
Economic analyst.....	1 \$4,600	1 \$4,200	1 \$3,800
Mineral geologist.....	1 4,400		
Mining engineer.....	1 4,000		
Grade 3, \$3,000 to \$3,600; average, \$3,300—			
Geologist.....	1 3,100	1 3,000	
Grade 2, \$2,400 to \$3,000; average, \$2,700—			
Statistician.....	1 2,700	1 2,700	
Geologist.....	1 2,800	1 2,800	
Assistant economic analyst.....	1 2,400		
<b>Subprofessional service—</b>			
Grade 6, \$1,860 to \$2,400; average, \$2,100—			
Librarian.....			1 2,000
Grade 4, \$1,500 to \$1,860; average, \$1,680—			
Library assistant.....			1 1,500
<b>Clerical, administrative, and fiscal service—</b>			
Grade 8, \$2,700 to \$3,300; average, \$3,000—			
Traffic manager.....	1 3,300	1 3,300	
Grade 7, \$2,400 to \$3,000; average, \$2,700—			
Assistant traffic manager.....	1 2,400		
Grade 6, \$2,100 to \$2,700; average, \$2,400—			
Principal clerk.....		1 2,600	
Principal clerk.....	1 2,500		
Grade 5, \$1,860 to \$2,400; average, \$2,100—			
Statistical clerks.....	5 2,200	5 2,200	
Statistical clerks.....	3 2,100	2 2,100	
Clerk.....	1 2,000	1 2,000	
Statistical clerks.....	1 1,920	2 1,860	
Statistical clerk.....	1 1,860		
Grade 4, \$1,680 to \$2,040; average, \$1,860—			
Statistical clerk.....	1 2,040	1 2,040	
Statistical clerk.....	1 2,000	1 2,000	
Clerks.....	3 1,800	1 1,860	
Clerk.....		1 1,800	

*Estimates of appropriations required for the service of the fiscal year ending June 30, 1928—Continued*

General object (title of appropriation), date of acts, references to Statutes at Large, or to Revised Statutes, and estimated amount required for each detailed object	Total amount to be appropriated under each head of appropriation		Amount appropriated for the fiscal year ending June 30, 1927
<i>Mineral Resources, Bureau of Mines—Continued.</i>			
	Estimated expenditures, 1928 appropriation	Estimated expenditures, 1927 appropriation	Expended and obligated, 1926
Departmental service—Continued.			
Salaries—Continued.			
Clerical, administrative, and fiscal service—Con.	Average—	Average—	Average—
Grade 3, \$1,500 to \$1,860; average, \$1,680—	No. Salary	No. Salary	No. Salary
Clerk	1 \$1,860	1 \$1,860	1 \$1,860
Statistical clerks	3 1,800	3 1,800	3 1,800
Clerks	3 1,740	4 1,740	4 1,740
Clerks	2 1,680	1½ 1,680	1½ 1,680
Clerks	1 1,620	2 1,620	2 1,620
Clerks	1 1,560	2½ 1,560	2½ 1,560
Senior operator		1 1,560	1 1,560
Statistical clerks	2 1,500	2 1,500	2 1,500
Grade 2, \$1,320 to \$1,680; average, \$1,500—			
Clerks	5 1,500	5½ 1,500	5½ 1,500
Operator		1 1,500	1 1,500
Operator	1 1,440	1 1,380	1 1,380
Grade 1, \$1,140 to \$1,500; average, \$1,320—			
Operator		1 1,380	1 1,380
Operators		1½ 1,320	1½ 1,320
Underoperators		½ 1,140	½ 1,140
Custodial service—			
Grade 2, \$900 to \$1,140; average, \$1,020—			
Laborer		½ 1,140	½ 1,140
Grade 1, \$600 to \$780; average, \$690—			
Junior messenger		½ 780	½ 780
Junior messenger	½ 600	½ 600	½ 600
Total average number of employees	44½	48½	
Total salaries, departmental service		91,980	91,609
Field service:			
Salaries and wages—			
Salary range, \$3,800 to \$5,000; average, \$4,400—			
Mineral geographer	1 4,200	1 4,000	1 4,000
Statistician	1 4,200	1 4,000	1 4,000
Geologist	1 4,000	1 3,800	1 3,800
Salary range, \$3,000 to \$3,800; average, \$3,300—			
Associate economic analyst	1 3,200	1 3,100	1 3,100
Statistician	1 3,100	1 3,000	1 3,000
Salary range, \$1,860 to \$2,400; average, \$2,100—			
Clerks	1 2,100	1½ 2,100	1½ 2,100
Clerk	1 2,000	1 1,920	1 1,920
Salary range, \$1,680 to \$2,100; average, \$1,860—			
Statistical clerk	1 1,860	1 1,860	1 1,860
Statistical clerk	1 1,620	1 1,620	1 1,620
Salary range, \$1,500 to \$1,860; average, \$1,680—			
Junior clerk		½ 1,500	½ 1,500
Salary range \$1,320 to \$1,680; average, \$1,500—			
Junior clerk	1 1,320	½ 1,320	½ 1,320
Total average number of employees	10	10½	
Total salaries, field service		27,600	27,245
01 Total personal services		119,580.00	118,854.00
Supplies and materials:			
0200 Stationery and office supplies			175.00
0280 Sundry supplies			323.36
02 Total supplies and materials			498.36
Communication service:			
0500 Telegraph service			10.00
0510 Telephone service			89.88
05 Total communication service			99.88
06 Travel expenses		920.00	2,173.46
07 Transportation of things			24.00
Photographing and printing:			
0810 Lithographing, engraving, etc			18.64
0830 Photographing			3.11
08 Total photographing and printing			21.75
11 Total rents			14.02
12 Repairs and alterations			203.45
13 Special and miscellaneous current expenses			220.00
Equipment:			
3010 Furniture, furnishings, and fixtures			90.50
3020 Educational, scientific, and recreational equipment			181.40
30 Total equipment			271.40
Reserve		2,500.00	
Total		123,000.00	122,380.32

*Estimates of appropriations required for the service of the fiscal year ending June 30, 1928—Continued*

General object (title of appropriation), date of acts, references to Statutes at Large, or to Revised Statutes, and estimated amount required for each detailed object

Total amount to be appropriated under each head of appropriation

Amount appropriated for the fiscal year ending June 30, 1927

**Helium Production and Investigations—**

Helium production and investigations: The sums made available for the fiscal year [1927] 1928 in the acts making appropriations for the War and Navy Departments for the acquisition of helium from the Bureau of Mines shall be advanced from time to time upon requisition by the Secretary of Commerce in such amounts as may be determined by the President not in excess of the sums needed for the economical and efficient operation, and maintenance of the plant for the production of helium for military and/or naval purposes, including not to exceed \$12,260 for personal services in the District of Columbia:

[Not to exceed \$37,500 of each of the respective sums available to the War and Navy Departments during the fiscal year 1926 for the production or procurement of helium are continued and made available during the fiscal year 1927 for transfer to the Bureau of Mines.]

For investigations of resources of helium-bearing gas and the conservation thereof, and of processes and methods of producing, storing, purifying, and utilizing helium and helium-bearing gas, including supplies and equipment, stationery, furniture, expenses of travel and subsistence, purchase, exchange as part payment for, maintenance, and operation of motor-propelled passenger-carrying vehicles, and all other necessary expenses, including not to exceed \$25,080 for personal services in the District of Columbia (*acts Mar. 3, 1925, vol. 43, p. 1110; Apr. 29, 1926, vol. 44, pp. 368-369*)

\$75, 000. 00

\$75, 000. 00

	Estimated expenditures, 1928 appropriation	Estimated expenditures, 1927 appropriation	Expended and obligated, 1926
<b>Departmental service:</b>			
<b>Salaries—</b>			
Professional and scientific service—	<i>Average—</i>	<i>Average—</i>	<i>Average—</i>
Grade 5, \$5,200 to \$6,000; average, \$5,600—	<i>No. Salary</i>	<i>No. Salary</i>	<i>No. Salary</i>
Engineer in charge	1 \$5,200	1 \$5,200	
Grade 4, \$3,800 to \$5,000; average, \$4,400—			
Chemist	1 4,400	1 4,400	
Physicist	1 3,800	1 3,800	
Grade 3, \$3,000 to \$3,600; average, \$3,300—			
Chemist	1 3,000	1 3,000	
<b>Subprofessional service—</b>			
Grade 2, \$2,400 to \$3,000; average, \$2,700—			
Mechanical draftsman	1 2,600	1 2,600	
Grade 6, \$1,860 to \$2,400; average, \$2,100—			
Draftsman	1 2,400	1 2,400	
<b>Clerical, administrative, and fiscal service—</b>			
Grade 3, \$1,500 to \$1,860; average, \$1,680—			
Senior operator	1 1,860	1 1,860	
Clerk	1 1,620	1 1,620	
Assistant clerk	1 1,500	1 1,500	
Total average number of employees	8 1/2	8 1/2	
Total salaries, departmental service	25,080	25,080	
<b>Field service:</b>			
<b>Salaries and wages—</b>			
Salary range, \$3,800 to \$5,000; average, \$4,400—			
Physicist	1 4,600	1 4,600	
Physical chemist	1 4,000	1 4,000	
Salary range, \$3,000 to \$3,600; average, \$3,300—			
Associate chemist	1 3,000	1 3,000	
Associate natural-gas engineer	1 3,000	1 3,000	
Salary range, \$2,400 to \$3,000; average, \$2,700—			
Physicist	1 2,600	1 2,600	
Assistant natural-gas engineer	1 2,500	1 2,500	
Assistant chemists	2 2,400	2 2,400	
Assistant physicist	1 2,400	1 2,400	
Salary range, \$2,100 to \$2,700; average, \$2,400—			
Machinist	1 2,300	1 2,300	
Salary range, \$1,500 to \$1,860; average, \$1,680—			
Stenographer	1 1,500	1 1,500	
Laboratory mechanic	1 1,500	1 1,500	
Total average number of employees	12	12	
Total salaries, field service	32,200	32,200	
<b>01 Total personal services</b>	57,280	57,280	
<b>Supplies and materials:</b>			
0220 Scientific and educational supplies	5,000	5,000	
0280 Sundry supplies	1,000	1,000	
<b>02 Total supplies and materials</b>	6,000	6,000	
<b>06 Travel expenses</b>	6,000	5,000	
<b>07 Transportation of things</b>	200	200	
<b>Equipment:</b>			
3010 Furniture, furnishings, and fixtures	1,020	1,020	
3020 Educational, scientific, and recreational equipment	2,500	2,500	
3050 Other equipment	2,000	2,000	
<b>30 Total equipment</b>	5,520	5,520	
<b>Reserve</b>		1,000	
<b>Total</b>	75,000	75,000	

## Estimates of appropriations required for the service of the fiscal year ending June 30, 1928—Continued

General object (title of appropriation), date of acts, references to Statutes at Large, or to Revised Statutes, and estimated amount required for each detailed object				Total amount to be appropriated under each head of appropriation	Amount appropriated for the fiscal year ending June 30, 1927																																																																																																																																				
<b>Investigating Potash Deposits—</b> For determining the location, extent, and mode of occurrence of potash deposits in the United States, and conducting the necessary laboratory tests incident thereto, as authorized under the act approved June 25, 1926 [Public, Numbered 424]; and for every expense incident thereto, including personal services in the District of Columbia not exceeding \$6,000, and elsewhere, expenses of travel and subsistence, purchase, exchange as part payment for, maintenance, and operation of, motor-propelled passenger-carrying vehicles, and the construction, maintenance, and repair of necessary camp buildings and appurtenances thereto, fiscal year [1927,] 1928, \$100,000: <i>Provided</i> , That such part of the amount herein appropriated as may be mutually agreed upon by the Secretary of the Interior and the Secretary of Commerce shall be transferred on the books of the Treasury for direct expenditure by the Department of the Interior for the purposes herein set forth (acts June 25, 1926, vol. 44, p. 768; July 3, 1926, vol. 44, p. 854)				\$100, 000. 00	\$100, 000. 00																																																																																																																																				
<table border="1"> <thead> <tr> <th></th><th colspan="2">Estimated expenditures, 1928 appropriation</th><th colspan="2">Estimated expenditures, 1927 appropriation</th><th>Expended and obligated, 1926</th></tr> <tr> <th></th><th colspan="2">Average—</th><th colspan="2">Average—</th><th>Average—</th></tr> <tr> <th></th><th>No.</th><th>Salary</th><th>No.</th><th>Salary</th><th>No.</th></tr> </thead> <tbody> <tr> <td>Departmental service:</td><td></td><td></td><td></td><td></td><td></td></tr> <tr> <td>Salaries—</td><td></td><td></td><td></td><td></td><td></td></tr> <tr> <td>Professional and scientific service—</td><td></td><td></td><td></td><td></td><td></td></tr> <tr> <td>Grade 5, \$5,200 to \$6,000; average, \$5,600—</td><td></td><td></td><td></td><td></td><td></td></tr> <tr> <td>Engineer.....</td><td></td><td></td><td>1</td><td>\$5, 200</td><td></td></tr> <tr> <td>Total average number of employees.....</td><td></td><td></td><td>1</td><td></td><td></td></tr> <tr> <td>Total salaries, departmental service.....</td><td></td><td></td><td></td><td>\$5, 200</td><td></td></tr> <tr> <td>Field service:</td><td></td><td></td><td></td><td></td><td></td></tr> <tr> <td>Salaries and wages—</td><td></td><td></td><td></td><td></td><td></td></tr> <tr> <td>Salary range, \$5,200 to \$6,000; average, \$5,600—</td><td></td><td></td><td></td><td></td><td></td></tr> <tr> <td>Engineer.....</td><td>1</td><td>\$5, 200</td><td>1</td><td>5, 200</td><td></td></tr> <tr> <td>Total average number of employees.....</td><td>1</td><td></td><td>1</td><td></td><td></td></tr> <tr> <td>Total salaries, field service.....</td><td></td><td>5, 200</td><td></td><td>3, 900</td><td></td></tr> <tr> <td>01 Total personal services.....</td><td></td><td>5, 200</td><td></td><td>4, 767</td><td></td></tr> <tr> <td>02 Supplies and materials.....</td><td></td><td>300</td><td></td><td>300</td><td></td></tr> <tr> <td>06 Travel expenses.....</td><td></td><td>2, 000</td><td></td><td>2, 000</td><td></td></tr> <tr> <td>13 Special and miscellaneous, current expenses.....</td><td></td><td></td><td></td><td>433</td><td></td></tr> <tr> <td>Leases, drilling, etc.....</td><td></td><td>92, 500</td><td></td><td>92, 500</td><td></td></tr> <tr> <td>Total.....</td><td></td><td>100, 000</td><td></td><td>100, 000</td><td></td></tr> </tbody> </table>					Estimated expenditures, 1928 appropriation		Estimated expenditures, 1927 appropriation		Expended and obligated, 1926		Average—		Average—		Average—		No.	Salary	No.	Salary	No.	Departmental service:						Salaries—						Professional and scientific service—						Grade 5, \$5,200 to \$6,000; average, \$5,600—						Engineer.....			1	\$5, 200		Total average number of employees.....			1			Total salaries, departmental service.....				\$5, 200		Field service:						Salaries and wages—						Salary range, \$5,200 to \$6,000; average, \$5,600—						Engineer.....	1	\$5, 200	1	5, 200		Total average number of employees.....	1		1			Total salaries, field service.....		5, 200		3, 900		01 Total personal services.....		5, 200		4, 767		02 Supplies and materials.....		300		300		06 Travel expenses.....		2, 000		2, 000		13 Special and miscellaneous, current expenses.....				433		Leases, drilling, etc.....		92, 500		92, 500		Total.....		100, 000		100, 000			
	Estimated expenditures, 1928 appropriation		Estimated expenditures, 1927 appropriation		Expended and obligated, 1926																																																																																																																																				
	Average—		Average—		Average—																																																																																																																																				
	No.	Salary	No.	Salary	No.																																																																																																																																				
Departmental service:																																																																																																																																									
Salaries—																																																																																																																																									
Professional and scientific service—																																																																																																																																									
Grade 5, \$5,200 to \$6,000; average, \$5,600—																																																																																																																																									
Engineer.....			1	\$5, 200																																																																																																																																					
Total average number of employees.....			1																																																																																																																																						
Total salaries, departmental service.....				\$5, 200																																																																																																																																					
Field service:																																																																																																																																									
Salaries and wages—																																																																																																																																									
Salary range, \$5,200 to \$6,000; average, \$5,600—																																																																																																																																									
Engineer.....	1	\$5, 200	1	5, 200																																																																																																																																					
Total average number of employees.....	1		1																																																																																																																																						
Total salaries, field service.....		5, 200		3, 900																																																																																																																																					
01 Total personal services.....		5, 200		4, 767																																																																																																																																					
02 Supplies and materials.....		300		300																																																																																																																																					
06 Travel expenses.....		2, 000		2, 000																																																																																																																																					
13 Special and miscellaneous, current expenses.....				433																																																																																																																																					
Leases, drilling, etc.....		92, 500		92, 500																																																																																																																																					
Total.....		100, 000		100, 000																																																																																																																																					
<b>Promoting Mineral Commerce—</b> For inquiries and investigations and the dissemination of information concerning the commercial problems of the mineral industries, with a view to finding markets for the mineral products of the mines and quarries and promoting commerce, domestic and foreign, in the mining, quarrying, metallurgical, and other mineral industries; including studies and reports relating to uses, reserves, production, distribution, stocks, consumption, prices, and marketing of mineral commodities and primary products thereof; preparation of the reports of the mineral resources of the United States, including special statistical inquiries; statistical studies and reports relating to mine accidents; and including personal services in the District of Columbia and elsewhere; purchase of furniture and equipment; stationery and supplies; typewriting, adding and computing machines, accessories and repairs; newspapers; traveling expenses; purchase, operation, maintenance, and repair of motor-propelled passenger-carrying vehicles; and for all other necessary expenses not included in the foregoing, \$225,000, of which amount not to exceed \$170,000 may be expended for personal services in the District of Columbia (submitted)				225, 000. 00																																																																																																																																					

*Estimates of appropriations required for the service of the fiscal year ending June 30, 1928—Continued*

General object (title of appropriation), date of acts, references to Statutes at Large, or to Revised Statutes, and estimated amount required for each detailed object				Total amount to be appropriated under each head of appropriation	Amount appropriated for the fiscal year ending June 30, 1927
<i>Promoting Mineral Commerce—Continued.</i>					
	Estimated expenditures, 1928 appropriation	Estimated expenditures, 1927 appropriation	Expended and obligated, 1926		
Departmental service:					
Salaries—					
Professional and scientific service—					
Grade 5, \$5,200 to \$6,000; average, \$5,600—	Average— No. Salary	Average— No. Salary	Average— No. Salary		
Chief, economics branch.....	1 \$6,000				
Chief, mineral technologist.....	1 5,200				
Chief of division.....	1 6,000				
Grade 4, \$3,800 to \$5,000; average, \$4,400—					
Geologist.....	1 4,600				
Geologist.....	1 4,400				
Mineral technologist.....	1 4,200				
Mining engineer.....	1 4,000				
Economic analyst.....	1 3,800				
Grade 3, \$3,000 to \$3,600; average, \$3,300—					
Geologist.....	1 3,100				
Economist.....	1 3,000				
Grade 2, \$2,400 to \$3,000; average, \$2,700—					
Geologist.....	1 2,800				
Statistician.....	1 2,700				
Clerical, administrative, and fiscal service—					
Grade 9, \$3,000 to \$3,600; average, \$3,300—					
Business specialist.....	1 3,600				
Clerk.....	1 3,300				
Grade 8, \$2,700 to \$3,300; average, \$3,000—					
Mine accidents statistician.....	1 2,900				
Traffic manager.....	1 3,300				
Grade 7, \$2,400 to \$3,000; average, \$2,700—					
Special agent.....	1 2,800				
Assistant business specialist.....	1 2,400				
Assistant traffic manager.....	1 2,400				
Grade 6, \$2,100 to \$2,700; average, \$2,400—					
Auditor.....	1 2,700				
Clerk.....	1 2,600				
Clerk.....	1 2,100				
Grade 5, \$1,860 to \$2,400; average, \$2,100—					
Statistical clerks.....	5 2,200				
Statistical clerks.....	3 2,100				
Clerk.....	1 2,000				
Clerk.....	1 1,920				
Clerks.....	2 1,860				
Special agent.....	1 1,860				
Grade 4, \$1,680 to \$2,040; average, \$1,860—					
Statistical clerk.....	1 2,040				
Statistical clerk.....	1 2,000				
Clerk.....	1 1,980				
Clerks.....	2 1,920				
Clerks.....	2 1,800				
Clerks.....	2 1,740				
Grade 3, \$1,500 to \$1,860; average, \$1,680—					
Clerk.....	1 1,860				
Statistical clerks.....	4 1,800				
Clerks.....	3 1,740				
Statistical clerks.....	3 1,680				
Clerks.....	5 1,620				
Clerk.....	1 1,560				
Clerks.....	4 1,500				
Junior special agent.....	1 1,500				
Grade 2, \$1,320 to \$1,680; average, \$1,500—					
Clerks.....	6 1,500				
Clerk.....	1 1,440				
Clerk.....	1 1,380				
Clerk.....	1 1,320				
Grade 1, \$1,140 to \$1,500; average, \$1,320—					
Clerk.....	1 1,500				
Custodial service—					
Grade 3, \$1,020 to \$1,260; average, \$1,140—					
Junior operative.....	1 1,140				
Grade 1, \$600 to \$780; average, \$690—					
Junior messenger.....	1 600				
Total average number of employees.....	76 1/2				
Total salaries, departmental service.....	169,600				

*Estimates of appropriations required for the service of the fiscal year ending June 30, 1928—Continued*

General object (title of appropriation), date of acts, references to Statutes at Large, or to Revised Statutes, and estimated amount required for each detailed object				Total amount to be appropriated under each head of appropriation	Amount appropriated for the fiscal year ending June 30, 1927
<b>Promoting Mineral Commerce—Continued.</b>					
	Estimated expenditures, 1928 appropriation	Estimated expenditures, 1927 appropriation	Expended and obligated, 1926		
Field service:					
Salaries and wages—					
Salary range, \$3,800 to \$5,000; average, \$4,400—	Average—	Average—	Average—		
Mineral geographer	No. Salary	No. Salary	No. Salary		
Statistician	1 4,200				
Geologist	1 4,000				
Salary range, \$3,000 to \$3,600; average, \$3,300—					
Associate economic analyst	1 3,200				
Statistician	1 3,100				
Salary range, \$2,400 to \$3,000; average, \$2,700—					
Economic analysts	3 2,400				
Salary range, \$1,860 to \$2,400; average, \$2,100—					
Clerk	1 2,100				
Clerk	1 2,000				
Clerk	1 1,980				
Clerk	1 1,860				
Salary range, \$1,500 to \$1,860; average, \$1,680—					
Clerk	1 1,620				
Salary range, \$1,320 to \$1,680; average, \$1,500—					
Clerks	4 1,320				
Total average number of employees	17				
Total salaries and wages, field service	17,740				
01 Total personal services	210,340				
Supplies and materials:					
0200 Stationery and office supplies	500				
0280 Sundry supplies	520				
02 Total supplies and materials	1,020				
06 Travel expenses	11,300				
08 Photographing and printing	200				
11 Rents	640				
30 Equipment	1,500				
Total	225,000				
<p>During the fiscal year [1927] 1928 the head of any department or independent establishment of the Government having funds available for scientific investigations and requiring cooperative work by the Bureau of Mines on scientific investigations within the scope of the functions of that bureau and which it is unable to perform within the limits of its appropriations may, with the approval of the Secretary of Commerce, transfer to the Bureau of Mines such sums as may be necessary to carry on such investigations. The Secretary of the Treasury shall transfer on the books of the Treasury Department any sums which may be authorized hereunder, and such amounts shall be placed to the credit of the Bureau of Mines for the performance of work for the department or establishment from which the transfer is made: <i>Provided</i>, That any sums transferred by any department or independent establishment of the Government to the Bureau of Mines for cooperative work in connection with this appropriation may be expended in the same manner as sums appropriated herein may be expended (<i>act Apr. 29, 1926, vol. 44, p. 369</i>).</p> <p>The purchase of supplies and equipment or the procurement of services for the Bureau of Mines, at the seat of government as well as in the field outside of the District of Columbia, may be made in open market without compliance with section 3709 of the Revised Statutes of the United States, in the manner common among business men, when the aggregate amount of the purchase or the service does not exceed \$100 in any instance (<i>same act</i>).</p> <p>For the purchase or exchange of professional and scientific books, law books, and books to complete broken sets, periodicals, directories, and other books of reference relating to the business of the Bureau of Mines, there is hereby made available from any appropriations made for such bureau not to exceed \$3,500 (<i>same acts</i>).</p>					
Total, Bureau of Mines				\$1,861,060.00	\$1,914,400.00
Total, Department of Commerce				35,240,430.00	30,632,847.00



# ESTIMATES OF APPROPRIATIONS REQUIRED FOR THE SERVICE OF THE FISCAL YEAR ENDING JUNE 30, 1928

General object (title of appropriation), date of acts, references to Statutes at Large, or to Revised Statutes, and estimated amount required for each detailed object	Total amount to be appropriated under each head of appropriation	Amount appropriated for the fiscal year ending June 30, 1927
--	--	--

## CHAPTER V.—DEPARTMENT OF THE INTERIOR

### OFFICE OF THE SECRETARY

#### Salaries, Office of Secretary of the Interior—

Secretary of the Interior, \$15,000; First Assistant Secretary, Assistant Secretary, and other personal services in the District of Columbia in accordance with "the classification act of 1923," [\$318,000] \$364,820, in all, [\$333,000] \$379,820: *Provided*, That in expending appropriations or portions of appropriations, contained in this act, for the payment for personal services in the District of Columbia in accordance with the classification act of 1923, the average of the salaries of the total number of persons under any grade in any bureau, office, or other appropriation unit shall not at any time exceed the average of the compensation rates specified for the grade by such act, and in grades in which only one position is allocated the salary of such position shall not exceed the average of the compensation rates for the grade except that in unusually meritorious cases of one position in a grade advances may be made to rates higher than the average of the compensation rates of the grade but not more often than once in any fiscal year and then only to the next higher rate: *Provided*, That this restriction shall not apply (1) to grades 1, 2, 3, and 4 of the clerical-mechanical service, or (2) to require the reduction in salary of any person whose compensation was fixed, as of July 1, 1924, in accordance with the rules of section 6 of such act, (3) to require the reduction in salary of any person who is transferred from one position to another position in the same or different grade in the same or a different bureau, office, or other appropriation unit, or (4) to prevent the payment of a salary under any grade at a rate higher than the maximum rate of the grade when such higher rate is permitted by the classification act of 1923, and is specifically authorized by other law (act May 10, 1926, vol. 44, pp. 453-454).

\$379, 820. 00

\$333, 000. 00

	Estimated expenditures, 1928 appropriation	Estimated expenditures, 1927 appropriation	Expended and obligated, 1926
<b>Departmental service:</b>			
<b>Salaries—</b>			
Clerical, administrative, and fiscal service—			
Grade 14, \$7,500 and over—			
Secretary	No. 1, Average Salary \$15,000	No. 1, Average Salary \$15,000	No. 1, Average Salary \$15,000
Special executive officer (First Assistant Secretary)	1 7,500	1 7,500	1 7,500
Special executive officer (Assistant Secretary)	1 7,500	1 7,500	1 7,500
Grade 12, \$5,200 to \$6,000; average, \$5,600—			
Senior administrative officer (administrative assistant)	1 5,800	1 5,800	1 5,600
Grade 11, \$3,800 to \$5,000; average, \$4,400—			
Administrative officer (chief clerk)	1 4,400	1 4,400	1 4,300
Administrative officer (supervisor of classification)	1 4,000	1 4,000	1 4,000
Assistant chief investigator (chief inspector)	1 4,600	1 4,600	1 4,600
Assistant chief investigators (inspectors)	2 3,900	1 4,000	2 3,800
Grade 10, \$3,300 to \$3,900; average, \$3,600—			
Junior administrative officers (executive assistants)	2 3,700	2 3,700	2 3,700
Junior administrative officer (chief disbursing clerk)	1 2,600	1 2,600	1 2,600
Junior administrative officer (chief of division)	1 3,400	1 3,400	1 3,400
Senior investigators (inspectors)	2 3,300	2 3,300	
Grade 9, \$3,000 to \$3,600; average, \$3,300—			
Investigators (inspectors)	2 3,000		3 3,100
Grade 8, \$2,700 to \$3,300; average, \$3,000—			
Administrative assistants (chiefs of divisions)	2 2,900	2 2,900	2 2,900
Administrative assistant (deputy disbursing clerk)	1 2,800	1 2,800	1 2,800
Administrative assistant (private secretary)	1 2,800	1 2,800	1 2,800
Assistant traffic manager (traffic manager)	1 3,100	1 3,100	1 3,100
Grade 7, \$2,400 to \$3,000; average, \$2,700—			
Junior administrative assistant (assistant chief of division)	1 2,700	1 2,700	1 2,600
Junior administrative assistant (private secretary)	1 2,700	1 2,700	1 2,550
Junior administrative assistants (clerk)	2 2,450	2 2,450	1 2,403
Senior transportation rate and traffic auditor			1 2,500
Grade 6, \$2,100 to \$2,700; average, \$2,400—			
Principal clerks	3 2,367	3 2,367	2 2,341
Principal clerk-stenographers	2 2,400	2 2,400	2 2,400
Transportation rate and traffic auditor	1 2,200	1 2,200	1 2,200
Grade 5, \$1,860 to \$2,400; average, \$2,111.42—			
Senior clerks	11 2,044	9 2,078	7 2,065
Senior clerk-stenographers	3 2,040	3 2,040	2 1,999
Grade 4, \$1,680 to \$2,040; average, \$1,860—			
Clerks	23 1,865	23 1,865	22 1,870
Clerk-stenographer	1 1,880	1 1,880	1 1,770
Transportation rate and traffic clerks	2 1,740	2 1,740	2 1,740

\$1,000 additional is paid from "Salaries, Architect of the Capitol."

## Estimates of appropriations required for the service of the fiscal year ending June 30, 1928—Continued

General object (title of appropriation), date of acts, references to Statutes at Large, or to Revised Statutes, and estimated amount required for each detailed object				Total amount to be appropriated under each head of appropriation	Amount appropriated for the fiscal year ending June 30, 1927
<b>Salaries, Office of Secretary of the Interior—Continued.</b>					
	Estimated expenditures, 1928 appropriation	Estimated expenditures, 1927 appropriation	Expended and obligated, 1926		
<b>Departmental service—Continued.</b>					
<b>Salaries—Continued.</b>					
<b>Clerical, administrative, and fiscal service—Con.</b>					
Grade 3, \$1,500 to \$1,860; average, \$1,680—	<i>Average—</i>	<i>Average—</i>	<i>Average—</i>		
	No. Salary	No. Salary	No. Salary		
Assistant clerks	23 \$1,662	22 \$1,666	20 \$1,673		
Assistant clerk-stenographers	3 1,640	3 1,640	1 1,470		
Senior operators, office devices	3 1,660	3 1,660	2 1,556		
Head typist	1 1,500	1 1,500	1 1,500		
Assistant office draftsman			1 1,580		
Grade 2, \$1,320 to \$1,680; average, \$1,500—					
Junior clerks	10 1,530	6 1,510	8 1,443		
Senior typists	3 1,460	3 1,460	1 1,415		
Junior clerk-typists	2 1,320	1 1,320			
Junior clerk-stenographers	2 1,440	2 1,440	1 1,428		
Junior operators, office devices	7 1,483	7 1,483	4 1,429		
Grade 1, \$1,140 to \$1,500; average, \$1,320—					
Underclerks	6 1,370	5 1,368	6 1,342		
Underclerk-typists			1 1,140		
Underoperators, office devices	26 1,331	12 1,230	8 1,189		
<b>Professional and scientific service—</b>					
Grade 2, \$2,400 to \$3,000; average, \$2,700—					
Assistant medical officer (medical officer)	1 2,900	1 2,900	1 2,800		
<b>Subprofessional service—</b>					
Grade 2, \$1,140 to \$1,500; average, \$1,320—					
Hospital attendant (matron)	1 1,260	1 1,260	1 1,230		
<b>Custodial service—</b>					
Grade 7, \$1,680 to \$2,040; average, \$1,860—					
Senior mechanics	2 1,860	2 1,860	2 1,830		
Grade 6, \$1,500 to \$1,860; average, \$1,680—					
Mechanics	2 1,770	1 1,680	1 1,590		
Grade 5, \$1,320 to \$1,680; average, \$1,500—					
Junior mechanic	1 1,320	1 1,320	1 1,320		
Grade 4, \$1,140 to \$1,500; average, \$1,320—					
Head messengers	2 1,410	2 1,410	2 1,380		
Undermechanics	4 1,200	4 1,200	3 1,283		
Grade 3, \$1,020 to \$1,260; average, \$1,140—					
Messengers	13 1,131	12 1,140	13 1,118		
Senior laborers	7 1,097	7 1,097	7 1,096		
Minor mechanics	8 1,170	8 1,170	8 1,144		
Grade 2, \$900 to \$1,140; average, \$1,020—					
Assistant messenger	1 900	1 900	1 900		
Junior laborer	1 960	1 960	1 960		
Total average number of employees	201	173	163		
Total salaries, departmental service	379,820.00	333,000.00	313,763.69		
The difference between 1928 and 1927 is due to—					
Increase in force					
Decrease in force					
Net increase	46,820				
<b>Salaries, Office of the Solicitor—</b>					
For personal services in the District of Columbia in accordance with the classification act of 1923 (act May 10, 1926, vol. 44, p. 454)-----					
				\$120,000.00	\$120,000.00
	Estimated expenditures, 1928 appropriation	Estimated expenditures, 1927 appropriation	Expended and obligated, 1926		
<b>Departmental service:</b>					
<b>Salaries—</b>					
<b>Professional and scientific service—</b>					
Grade 6, \$6,000 to \$7,500; average, \$6,750—	<i>Average—</i>	<i>Average—</i>	<i>Average—</i>		
	No. Salary	No. Salary	No. Salary		
Chief attorney (solicitor)	1 \$6,500	1 \$6,500			
Grade 5, \$5,200 to \$6,000; average, \$5,600—					
Senior attorney (assistant to solicitor)	1 5,200	1 5,200	1 5,200		
Senior attorneys (members Board of Appeals)	3 5,200	3 5,200	3 5,200		
Grade 4, \$3,800 to \$5,000; average, \$4,400—					
Attorneys	9 3,978	9 3,978	8 3,974		
Medical officer	1 4,000	1 4,000	1 4,000		
Grade 3, \$3,000 to \$3,600; average, \$3,300—					
Associate attorneys	8 3,100	8 3,100	8 3,058		
Associate medical officer	1 3,100	1 3,100	1 3,100		
<b>Clerical, administrative, and fiscal service—</b>					
Grade 6, \$2,100 to \$2,700; average, \$2,400—					
Principal clerk-stenographer	1 2,200	1 2,200	1 2,200		
Grade 5, \$1,860 to \$2,400; average, \$2,111.43—					
Senior clerks	2 2,100	2 2,100	1 2,112		
Grade 4, \$1,680 to \$2,040; average, \$1,860—					
Principal stenographers	6 1,870	6 1,870	5 1,863		
Clerk-stenographer			1 1,860		
Clerk			1 2,040		
Grade 3, \$1,500 to \$1,860; average, \$1,680—					
Assistant clerk	1 1,680	1 1,680	1 1,725		
Grade 2, \$1,320 to \$1,680; average, \$1,500—					
Junior clerk	1 1,560	1 1,560			
<b>Subprofessional service—</b>					
Grade 5, \$1,680 to \$2,040; average, \$1,860—					
Library assistant	1 1,860	1 1,860	1 1,800		
<b>Custodial service—</b>					
Grade 3, \$1,020 to \$1,260; average, \$1,140—					
Messengers	2 1,140	2 1,140	2 1,140		
Total average number of employees	38	38	38		
Total salaries, departmental service	120,000.00	120,000.00	114,908.78		

*Estimates of appropriations required for the service of the fiscal year ending June 30, 1928—Continued*

General object (title of appropriation), date of acts, references to Statutes at Large, or to Revised Statutes, and estimated amount required for each detailed object				Total amount to be appropriated under each head of appropriation	Amount appropriated for the fiscal year ending June 30, 1927
<b>Contingent Expenses, Department of the Interior—</b>					
For contingent expenses of the office of the Secretary and the bureaus and offices of the department; furniture, carpets, ice, lumber, hardware, dry goods, advertising, telegraphing, telephone service, including personal services of temporary or emergency telephone operators, street-car fares for use of messengers not exceeding \$150; expressage, diagrams, awnings, filing [and labor saving] devices, typewriters, adding, addressing, and check signing machines, and other labor-saving devices including the repair, exchange, and maintenance thereof; constructing model and other cases and furniture, postage stamps to prepay postage on [matter addressed to postal union countries] foreign mail and for special delivery and air mail stamps for use in the United States; traveling expenses, including necessary expenses of inspectors; fuel and light, [typewriting and labor-saving machines] examination of estimates for appropriations in the field for any bureau, office, or service of the department; for the purchase for the use of the Secretary of the Interior, at a cost not to exceed \$4,000, of one passenger-carrying automobile to replace one present passenger-carrying automobile which shall be exchanged or traded in part payment thereof; not exceeding \$500 shall be available for the payment of damages caused to private property by department motor vehicles; purchase and exchange of motor trucks, motor cycles, and bicycles; maintenance, repair, and operation of motor-propelled passenger-carrying vehicles and motor trucks, motor cycles, and bicycles to be used only for official purposes; rent of department garage; expense of taking testimony and preparing the same in connection with disbarment proceedings instituted against persons charged with improper practices before the department, its bureaus and offices; not exceeding \$500 for newspapers, for which payment may be made in advance; stationery, including tags, labels, index cards, cloth-lined wrappers, and specimen bags, printed in the course of manufacture, and such printed envelopes as are not supplied under contracts made by the Postmaster General, for the department and its several bureaus and offices, and other absolutely necessary expenses not hereinbefore provided for [\$107,000] \$135,000; and in addition thereto sums amounting to [\$79,500] \$78,500 shall be deducted from other appropriations made for the fiscal year [1927] 1928, as follows: Surveying public lands, \$3,500; protecting public lands and timber, \$2,000; contingent expenses local land offices, \$3,500; Geological Survey, [\$5,500] \$4,500; Indian Service, \$38,000; Freedmen's Hospital, \$1,000; St. Elizabeths Hospital, \$3,000; National Park Service, \$5,000; Bureau of Reclamation, \$18,000, any unexpended portion of which shall revert and be credited to the reclamation fund; and said sums so deducted shall be credited to and constitute, together with the first-named sum of [\$107,000] \$135,000, the total appropriation for contingent expenses for the department and its several bureaus and offices for the fiscal year [1927] 1928 (act May 10, 1926, vol. 44, pp. 454-455)-----				\$135, 000. 00	\$107, 000. 00
		Estimated expenditures, 1928 appropriation	Estimated expenditures, 1927 appropriation	Expended and obligated, 1926	
0150 Personal services (special and miscellaneous payments)-----		\$100. 00			
01 Total personal services-----		100. 00			
Supplies and materials:					
0201 Stationery, including paper, envelopes, index cards and folders, blotting paper, binders' board, mailing supplies, and carbon paper--		76, 000. 00	\$77, 000. 00	\$67, 859. 62	
0202 Sundry office supplies, including pens, pencils, eradicators, ink, binders, rubber stamps, paste, sheeting for mounting maps.		39, 500. 00	39, 000. 00	36, 477. 67	
0203 Drafting and artists' supplies, including blue-print paper, drawing and tracing cloth, ink, compasses, etc.-----		13, 000. 00	13, 000. 00	12, 530. 03	
0204 Photostat supplies and photographic supplies.		5, 700. 00	5, 700. 00	5, 639. 40	
0205 Cleaning and toilet supplies-----		1, 500. 00	1, 500. 00	1, 482. 24	
0210 Medical and laboratory supplies-----		200. 00	200. 00	120. 17	
0222 Newspapers (including press clippings)-----		500. 00	500. 00	377. 89	
0235 Special and miscellaneous fuel-----		400. 00	400. 00	400. 00	
0236 Gasoline and oil for operation of motor vehicles-----		1, 500. 00	1, 500. 00	1, 437. 61	
0282 Mechanics', engineers', and electricians' supplies-----		500. 00	500. 00	430. 71	
0284 Miscellaneous supplies (not otherwise classified)-----		2, 000. 00	2, 000. 00	2, 088. 44	
0294 Lumber and wood products-----		500. 00	500. 00	524. 55	
0296 Paints and painters' materials-----		100. 00	100. 00	62. 19	
02 Total supplies and materials-----		141, 400. 00	141, 900. 00	129, 450. 02	
Communication service:					
0500 Telegraph service-----		700. 00	600. 00	495. 24	
0510 Telephone service-----		9, 000. 00	9, 000. 00	9, 193. 07	
0521 Postal Service-----		600. 00	400. 00	187. 50	
05 Total communication service-----		10, 300. 00	10, 000. 00	9, 875. 81	

*Estimates of appropriations required for the service of the fiscal year ending June 30, 1928—Continued*

General object (title of appropriation), date of acts, references to Statutes at Large, or to Revised Statutes, and estimated amount required for each detailed object				Total amount to be appropriated under each head of appropriation	Amount appropriated for the fiscal year ending June 30, 1927
<i>Contingent Expenses, Department of the Interior—Continued.</i>					
		Estimated expenditures, 1928 appropriation	Estimated expenditures, 1927 appropriation	Expended and obligated, 1926	
<b>Travel expenses:</b>					
0613	Transportation.....	\$9,000.00	\$4,450.00	\$4,362.06	
0616	Subsistence.....	7,600.00	2,250.00	2,181.03	
0690	Special and miscellaneous expenses not specified.....	200.00			
06	Total travel expenses.....	16,800.00	6,700.00	6,543.09	
07	Transportation of things (service).....	100.00	100.00	61.47	
10	Electricity.....	100.00	100.00	78.55	
11	Rents.....	1,800.00	1,800.00	1,800.00	
<b>Repairs and alterations:</b>					
1280	Machinery and equipment.....	100.00	100.00	62.19	
1281	Motor vehicles, bicycles, etc.....	1,500.00	1,500.00	1,123.26	
1282	Office machines, furniture, and fixtures.....	5,000.00	3,500.00	3,308.98	
12	Total repairs and alterations.....	6,600.00	5,100.00	4,494.43	
13	Laundry and towel service.....	500.00	500.00	510.70	
<b>Equipment:</b>					
3002	Motor vehicles (passenger carrying).....	4,000.00		150.00	
3010	Furniture, furnishings, filing cases, and fixtures.....	18,500.00	11,000.00	10,765.66	
3017	Office machines and devices.....	11,700.00	8,000.00	8,691.19	
3021	Library stock.....	900.00	600.00	568.10	
3022	Surgical, laboratory, and photographic equipment.....	400.00	400.00	390.49	
3053	Bicycles, trucks, valises, and other transportation equipment.....	300.00	300.00	2,396.69	
30	Total equipment.....	35,800.00	20,300.00	22,962.13	
53	Refund of amount deposited before the payment of just and legal charges against the same.....			8,474.34	
	Less amounts expended from other appropriations.....	213,500.00	186,500.00	184,248.54	
	Total.....	78,500.00	78,500.00	175,940.00	
		135,000.00	107,000.00	108,308.54	
<sup>1</sup> Total amounts transferred from other appropriations, 1926.....				\$90,000.00	
Less amount for field services, Bureau of Mines (Department of Commerce).....				14,060.00	
				75,940.00	
Expenditures for 1926 include deficiency appropriation, Mar. 3, 1926, rent of garage, \$1,800.					
<p>For the purchase or exchange of professional and scientific books, law and medical books, and books to complete broken sets, periodicals, directories, and other books of reference relating to the business of the department by the several offices and bureaus of the Interior Department herein named, there is hereby made available from any appropriations made for such bureau or office not to exceed the following respective sums: Office of the Secretary, [\$600] \$900; Indian Service, \$200; Bureau of Education, \$1,250; Bureau of Reclamation, \$1,500; Geological Survey, \$2,000; National Park Service, \$500; General Land Office, \$500 (<i>act May 10, 1926, vol. 44, p. 455</i>).</p> <p>The purchase of supplies and equipment or the procurement of services for the Department of the Interior, the bureaus and offices thereof, [and] Howard University, and the Columbia Institution for the Deaf, at the seat of government, as well as those located in the field outside the District of Columbia, may be made in open market without compliance with sections 3709 and 3744 of the Revised Statutes of the United States, in the manner common among business men, when the aggregate amount of the purchase or the service does not exceed \$100 in any instance.</p>					
<i>Expenses of Inspectors, Department of the Interior—</i>					
<p>[For per diem at not exceeding \$4 in lieu of subsistence to four inspectors while traveling on duty, and for actual necessary expenses of transportation and incidental expenses of negotiation, inspection, and investigation, including telegraphing, temporary employment of stenographers, and other assistance outside of the District of Columbia, \$8,000: <i>Provided</i>, That the four inspectors shall not receive per diem in lieu of subsistence for a longer period than thirty days at any one time at the seat of government.] (<i>act May 10, 1926, vol. 44, p. 455</i>).....</p>					
					\$8,000.00

*Estimates of appropriations required for the service of the fiscal year ending June 30, 1928—Continued*

General object (title of appropriation), date of acts, references to Statutes at Large, or to Revised Statutes, and estimated amount required for each detailed object				Total amount to be appropriated under each head of appropriation	Amount appropriated for the fiscal year ending June 30, 1927
<b>Expenses of Inspectors, Department of the Interior—Continued.</b>					
	Estimated expenditures, 1928 appropriation	Estimated expenditures, 1927 appropriation	Expended and obligated, 1926		
01 Personal services (special and miscellaneous payments).....		\$100.00	\$63.90		
05 Communication service (telegraph, telephone, etc.).....		100.00	14.64		
Travel expenses:					
0615 Transportation.....		3,200.00	827.04		
0616 Subsistence.....		4,400.00	876.00		
0690 Special and miscellaneous expenses, not specified.....		200.00	20.88		
06 Total travel expenses.....		7,800.00	1,723.92		
Total.....		8,000.00	1,802.46		
NOTE.—The above estimate is consolidated with "Contingent expenses, Department of the Interior," ante.					
<b>Printing and Binding, Department of the Interior—</b>					
For printing and binding for the Department of the Interior, including all of its bureaus, offices, institutions, and services in Washington, District of Columbia, and elsewhere, except the Alaska Railroad, the National Park Service, and the Geological Survey, <b>[\$118,000,] \$114,000 (act May 10, 1926, vol. 44, p. 455)</b> .....				\$114,000.00	
For the Alaska Railroad not to exceed <b>[\$6,500] \$7,000</b> of the amount appropriated herein for maintenance and operation of railroads in Alaska shall be available for printing and binding ( <i>same act.</i> ).....					
For the National Park Service: For printing and binding, <b>[\$25,000] \$27,000 (same act)</b> .....				27,000.00	
For the United States Geological Survey: For engraving the illustrations necessary for the annual report of the director and for the monographs, professional papers, bulletins, water-supply papers, and for printing and binding the same publications, of which sum not more than \$45,000 may be used for engraving, <b>[\$81,000] \$109,000</b> ; for miscellaneous printing and binding, \$11,000; in all, <b>[\$92,000] \$120,000 (same act)</b> .....				120,000.00	
				\$261,000.00	\$235,000.00
	Estimated expenditures, 1928 appropriation	Estimated expenditures, 1927 appropriation	Expended and obligated, 1926		
0800 Printing and binding publications.....	\$206,784.00	\$179,000.00	\$185,282.42		
02011 Printed forms, letterheads, blank books, cards, etc.....	54,216.00	56,000.00	58,068.92		
Total.....	261,000.00	235,000.00	243,351.34		
<b>Miscellaneous Indefinite Appropriation—</b>					
Distribution of Revised Statutes, etc. ( <i>act July 1, 1902, vol. 32, p. 631, sec. 6</i> ).....					500.00
Total under Office of the Secretary.....				895,820.00	803,500.00
<b>GENERAL LAND OFFICE</b>					
<b>Salaries, General Land Office—</b>					
For Commissioner of the General Land Office and other personal services in the District of Columbia in accordance with the classification act of 1923, \$700,000: <i>Provided</i> , That the depositary acting for the Commissioner as receiver of public moneys may, with the approval of the Commissioner, designate a clerk of the General Land Office to act as such depositary in his absence. One clerk of grade 1, clerical, administrative, and fiscal service, who shall be designated by the President, to sign land patents ( <i>acts Apr. 25, 1812, vol. 2, p. 716; Mar. 3, 1849, vol. 9, p. 395; May 10, 1926, vol. 44, p. 456</i> ).....				700,000.00	700,000.00

## Estimates of appropriations required for the service of the fiscal year ending June 30, 1928—Continued

General object (title of appropriation), date of acts, references to Statutes at Large, or to Revised Statutes, and estimated amount required for each detailed object				Total amount to be appropriated under each head of appropriation	Amount appropriated for the fiscal year ending June 30, 1927
<i>Salaries, General Land Office—Continued</i>					
Departmental service:					
Salaries—					
Clerical, administrative, and fiscal service—					
Grade 13, \$6,000 to \$7,500; average, \$6,750—					
Executive officer (commissioner).....	No. 1	Average—Salary \$7,000	No. 1	Average—Salary \$7,000	Average—Salary \$6,500
Grade 12, \$5,200 to \$6,000; average, \$5,600—					
Senior administrative officer (assistant commissioner).....	1	5,200	1	5,200	5,200
Grade 11, \$3,800 to \$5,000; average, \$4,400—					
Administrative officers—					
Supervisor.....	1	4,000	1	4,000	4,000
Assistant chief inspector.....	1	4,000	1	4,000	4,000
Grade 10, \$3,300 to \$3,900; average, \$3,600—					
Junior administrative officer (chief clerk).....	1	3,300	1	3,300	3,530
Grade 9, \$3,000 to \$3,600; average, \$3,300—					
Senior administrative assistant—					
Chiefs of division.....	7	3,071	7	3,071	3,233
Law examiner.....	1	3,100	1	3,100	3,055
Accountant and auditor.....					3,000
Grade 8, \$2,700 to \$3,300; average, \$3,000—					
Administrative assistant—					
Assistant chiefs of division.....	6	2,800	6	2,800	2,771
Law examiners.....	5	2,880	5	2,880	2,814
Associate investigator (inspector of local land offices).....	1	2,800	1	2,800	2,750
Associate accountant and auditor.....					2,700
Grade 7, \$2,400 to \$3,000; average, \$2,700—					
Junior administrative assistant—					
Chief of division (mail and files).....	1	2,700	1	2,700	2,700
Assistant chief of division.....	1	2,400	1	2,400	2,400
Assistant chief clerk.....	1	2,400	1	2,400	2,400
Law examiners.....	31	2,577	31	2,577	2,552
Chief clerk, Federal Power Commission.....	1	2,800	1	2,800	2,800
Grade 6, \$2,100 to \$2,700; average, \$2,400—					
Chief of division (mail and files).....					2,700
Principal clerks.....	25	2,288	25	2,188	2,183
Grade 5, \$1,800 to \$2,400; average, \$2,111.42—					
Senior clerks.....	33	2,001	33	2,001	1,986
Head stenographer.....	1	2,300	1	2,300	2,300
Senior clerk-stenographer.....	1	2,200	1	2,200	2,200
Grade 4, \$1,680 to \$2,040; average, \$1,860—					
Clerks.....	48	1,831	48	1,831	1,840
Principal stenographers.....	8	1,845	8	1,845	1,799
Clerk-stenographers.....	3	1,900	3	1,900	1,919
Grade 3, \$1,500 to \$1,860; average, \$1,680—					
Assistant clerks.....	56	1,680	56	1,680	1,671
Senior stenographers.....	8	1,658	8	1,658	1,625
Assistant clerk-stenographer.....					1,770
Senior operator, office devices.....					1,710
Head typist.....	1	1,680	1	1,680	1,680
Grade 2, \$1,320 to \$1,680; average, \$1,500—					
Junior clerks.....	28	1,506	28	1,506	1,511
Senior typists.....	6	1,490	6	1,490	1,498
Junior stenographers.....	3	1,320	3	1,320	1,365
Junior clerk-typist.....	1	1,560	1	1,560	1,560
Junior clerk-stenographers.....	2	1,470	2	1,470	1,367
Junior operators, office devices.....					1,470
Grade 1, \$1,140 to \$1,500; average, \$1,320—					
Underclerks.....	21	1,334	21	1,334	1,314
Junior typist.....	1	1,380	1	1,380	1,380
Underoperators, office devices.....					1,420
Professional and scientific service—					
Grade 4, \$3,800 to \$5,000; average, \$4,400—					
Attorneys.....	2	4,200	2	4,200	4,200
Engineer (cadastral) (chief of division).....	1	3,800	1	3,800	3,800
Engineer (cadastral).....	1	3,800	1	3,800	3,800
Engineer, Federal Power Commission.....	4	4,000	4	4,000	4,000
Grade 3, \$3,000 to \$3,600; average, \$3,300—					
Associate attorneys.....	7	3,128	7	3,128	3,081
Associate engineer (cadastral) (assistant chief of division).....	1	3,000	1	3,000	3,000
Associate engineers.....	5	3,040	5	3,040	3,055
Grade 2, \$2,400 to \$3,000; average, \$2,700—					
Assistant engineer (cadastral).....	1	2,400	1	2,400	2,400
Subprofessional service—					
Grade 8, \$2,400 to \$3,000; average, \$2,700—					
Chief engineering draftsman.....					2,600
Chief lithographer, artistic.....	1	2,600	1	2,600	2,550
Grade 7, \$2,100 to \$2,700; average, \$2,400—					
Principal engineering draftsmen.....	2	2,100	2	2,100	2,100
Grade 6, \$1,800 to \$2,400; average, \$2,111.42—					
Senior library assistant.....	1	2,100	1	2,100	2,050
Senior engineering draftsmen.....	3	1,880	3	1,880	1,899
Grade 5, \$1,680 to \$2,040; average, \$1,860—					
Engineering draftsman.....	1	1,680	1	1,680	1,796
Custodial service—					
Grade 4, \$1,140 to \$1,500; average, \$1,320—					
Head messenger.....	1	1,320	1	1,320	1,290
Grade 3, \$1,020 to \$1,260; average, \$1,140—					
Messengers.....	14	1,106	14	1,106	1,098
Senior laborer.....					1,170
Grade 2, \$900 to \$1,140; average, \$1,020—					
Junior laborers.....	2	900	2	900	900
Total average number of employees.....	349.4		349.4		357.4
Reserve.....				779.00	
01 Total salaries, departmental service.....		700,000.00		700,000.00	707,058.71

*Estimates of appropriations required for the service of the fiscal year ending June 30, 1928—Continued*

General object (title of appropriation), date of acts, references to Statutes at Large, or to Revised Statutes, and estimated amount required for each detailed object

Total amount to be appropriated under each head of appropriation

Amount appropriated for the fiscal year ending June 30, 1927

**General Expenses, General Land Office—**

For traveling expenses of officers and employees, including employment of stenographers and other assistants when necessary; for separate maps of public land States and Alaska, including maps showing areas designated by the Secretary of the Interior under the enlarged homestead acts, prepared by the General Land Office; for the reproduction by photolithography or otherwise of official plats of surveys; for expenses of restoration to the public domain of lands in forest reserves and of lands temporarily withdrawn for forest reserve purposes; and for expenses of hearings or other proceedings held by order of the General Land Office to determine the character of lands, whether alleged fraudulent entries are of that character or have been made in compliance with the law, and of hearings in disbarment proceedings, \$22,000: Provided, That where depositions are taken for use in such hearings the fees of the officer taking them shall be twenty-five cents per folio for taking and certifying same and five cents per folio for each copy furnished to a party on request (submitted).

\$22,000.00

	Estimated expenditures, 1928 appropriation	Estimated expenditures, 1927 appropriation	Expended and obligated, 1926
01 Personal services (witness fees and fees of officers taking depositions).....	\$7,500		
Travel expenses:			
0615 Transportation.....	3,000		
0616 Subsistence.....	2,700		
06 Total travel expenses (including mileage and subsistence of witnesses).....	5,700		
08 Lithographing.....	8,300		
09 Publication of notices (service).....	500		
Total.....	22,000		

NOTE.—This estimate is a consolidation of the estimates for the following appropriations: Expenses of inspectors, General Land Office; State and Territorial maps; reproducing plats of surveys; expenses of hearings in land entries; restoration of lands in forest reserves.

**Expenses of Inspectors, General Land Office—**

For per diem in lieu of subsistence, at not exceeding \$4, of examiners and of clerks detailed to inspect offices in the public-land service to investigate fraudulent land entries, trespasses on the public lands, and cases of official misconduct, actual necessary expenses of transportation, including necessary sleeping-car fares, and for employment of stenographers and other assistants when necessary to the efficient conduct of examinations, and when authorized by the Commissioner of the General Land Office] (acts Mar. 3, 1883, vol. 22, p. 556; May 10, 1926, vol. 44, p. 456)

\$2,000.00

	Estimated expenditures, 1928 appropriation	Estimated expenditures, 1927 appropriation	Expended and obligated, 1926
Travel expenses:			
0615 Transportation.....		\$1,200.00	\$897.43
0616 Subsistence.....		800.00	428.42
06 Total travel expenses.....		2,000.00	1,325.85
Total.....		2,000.00	1,325.85

NOTE.—This estimate is consolidated with estimate for "General expenses, General Land Office," ante.

**Maps of the United States—**

For connected and separate United States and other maps, prepared in the General Land Office, [\$15,000,] \$50, all of which maps shall be delivered to the Senate and House of Representatives, except 10 per centum, which shall be delivered to the Commissioner of the General Land Office for official purposes. All maps delivered to the Senate and House of Representatives hereunder shall be mounted with rollers ready for use (acts Aug. 16, 1876, vol. 19, p. 163; Apr. 28, 1902, vol. 32, p. 153; May 10, 1926, vol. 44, p. 456)

50.00

15,000.00

	Estimated expenditures, 1928 appropriation	Estimated expenditures, 1927 appropriation	Expended and obligated, 1926
02 Sundry supplies.....	\$50.00	\$4,200.00	\$4,143.32
08 Lithographing.....		10,800.00	10,856.68
Total.....	50.00	15,000.00	15,000.00

## Estimates of appropriations required for the service of the fiscal year ending June 30, 1928—Continued

General object (title of appropriation), date of acts, references to Statutes at Large, or to Revised Statutes, and estimated amount required for each detailed object	Total amount to be appropriated under each head of appropriation	Amount appropriated for the fiscal year ending June 30, 1927
<b>State and Territorial Maps—</b> [For separate State and Territorial maps of public-land States, including maps showing areas designated by the Secretary of the Interior under the enlarged homestead acts, prepared in the General Land Office,] (acts Mar. 18, 1905, vol. 33, p. 125; May 10, 1926, vol. 44, p. 456)-----		\$1, 300. 00
08 Lithographing: Expenditures—1927, \$1,300; 1926, \$1,300.		
NOTE.—This estimate is consolidated with estimate for "General expenses, General Land Office," ante.		
<b>Surveying the Public Lands—</b> Surveying public lands: For surveys and resurveys of public lands, examination of surveys heretofore made and reported to be defective or fraudulent, inspecting mineral deposits, coal fields, and timber districts, making fragmentary surveys, and such other surveys or examinations as may be required for identification of lands for purposes of evidence in any suit or proceeding in behalf of the United States, under the supervision of the Commissioner of the General Land Office and direction of the Secretary of the Interior, [\$810,000] \$800,000: <i>Provided</i> , That the sum of not exceeding 10 per centum of the amount hereby appropriated may be expended by the Commissioner of the General Land Office, with the approval of the Secretary of the Interior, for the purchase of metal or other equally durable monuments to be used for public land survey corners wherever practicable: <i>Provided further</i> , That not to exceed \$10,000 of this appropriation may be expended for salaries of employees of the field surveying service temporarily detailed to the General Land Office: <i>Provided further</i> , That not to exceed \$15,000 of this appropriation may be used for the survey, classification, and sale of the lands and timber of the so-called Oregon and California Railroad lands and the Coos Bay Wagon Road lands; <i>Provided further</i> , That not to exceed \$50,000 of this appropriation may be used for surveys and resurveys under the rectangular system provided by law, of public lands deemed to be valuable for oil and oil shale: <i>Provided further</i> , That whenever the Commissioner of the General Land Office shall find that the expense of travel can be reduced thereby, he may, in lieu of actual operating expenses, under such regulations as he may prescribe, authorize the payment of not to exceed 7 cents per mile for an automobile used on official business: <i>Provided further</i> , That this appropriation may be expended for surveys made under the supervision of the Commissioner of the General Land Office, but when expended for surveys that would not otherwise be chargeable hereto it shall be reimbursed from the applicable appropriation, fund, or special deposit (acts June 25, 1910, vol. 36, p. 740; May 10, 1926, vol. 44, p. 456)-----	\$800, 000. 00	810, 000. 00

	Estimated expenditures, 1928 appropriation	Estimated expenditures, 1927 appropriation	Expended and obligated, 1926
<b>Field service:</b>			
<b>Salaries and wages—</b>	<i>Average—</i>	<i>Average—</i>	<i>Average—</i>
Salary range, \$5,200 to \$6,000; average, \$5,600—	No. Salary	No. Salary	No. Salary
Supervisor of surveys.....	1 \$5,200	1 \$5,200	1 \$5,200
Salary range, \$3,800 to \$5,000; average, \$4,400—			
Associate supervisor of surveys.....	1 4,000	1 4,000	1 3,800
Administrative cadastral engineer.....	1 4,000	1 4,000	1 3,900
District cadastral engineers.....	8 4,000	8 4,000	8 3,900
Cadastral engineer in charge.....	1 3,800	1 3,800	
Salary range, \$3,300 to \$3,900; average, \$3,600—			
Cadastral engineer.....			1 3,542
Senior accountant and auditor.....	1 3,400	1 3,400	1 3,350
Salary range, \$3,000 to \$3,600; average, \$3,300—			
Office cadastral engineers.....	10 3,050	10 3,050	7 3,065
Cadastral engineers.....	48 3,046	48 3,046	52 3,020
Chief draftsman and computer.....	1 3,000	1 3,000	1 3,000
Salary range, \$2,700 to \$3,300; average, \$3,000—			
Associate accountants and auditors.....	2 2,800	2 2,800	2 2,750
Salary range, \$2,400 to \$3,000; average, \$2,700—			
Topographical draftsman.....	1 2,700	1 2,700	1 2,700
Cadastral engineer.....	1 2,600	1 2,600	1 2,550
Surveyors.....	21 2,419	21 2,419	20 2,400
Chief draftsmen.....	6 2,400	6 2,400	5 2,400
Draftsmen.....			3 2,400
Mining engineer draftsman.....			1 2,400
Chief mineral clerks.....	3 2,400	3 2,400	2 2,400
Mineral clerk.....			1 2,400
Salary range, \$2,100 to \$2,700; average, \$2,400—			
Office cadastral engineer.....			1 2,500
Financial clerk.....	1 2,500	1 2,500	1 2,200
Technical assistant.....	1 2,200	1 2,200	1 2,150
Clerk.....	1 2,200	1 2,200	1 2,150
Draftsmen.....	5 2,200	5 2,200	4 2,180
Salary range, \$1,850 to \$2,400; average, \$2,100—			
Draftsmen.....	14 2,019	16 2,019	19 2,006
Surveyors.....	8 2,005	8 2,005	8 1,922
Transitmen.....	13 1,917	13 1,917	14 1,872
Financial clerks.....	2 1,920	2 1,920	2 1,860
Clerks.....	4 1,890	4 1,890	4 1,830



*Estimates of appropriations required for the service of the fiscal year ending June 30, 1928—Continued.*

General object (title of appropriation), date of acts, references to Statutes at Large, or to Revised Statutes, and estimated amount required for each detailed object				Total amount to be appropriated under each head of appropriation	Amount appropriated for the fiscal year ending June 30, 1927
<i>Surveying the Public Lands—Continued</i>					
	Estimated expenditures, 1928 appropriation	Estimated expenditures, 1927 appropriation	Expended and obligated, 1926		
Field service—Continued.					
Salaries and wages—Continued.					
Salary range, \$1,680 to \$2,040; average, \$1,860—	Average—	Average—	Average—		
Clerks	No. 3 Salary \$1,840	No. 3 Salary \$1,840	No. 3½ Salary \$1,808		
Stenographer-clerks	2 1,770	2 1,770	4 1,755		
Salary range, \$1,500 to \$1,860; average, \$1,680—					
Stenographers	2 1,680	2 1,680	2 1,635		
Typists			1 1,620		
Draftsman	1 1,620	1 1,620	1 1,620		
Clerks	3 1,605	3 1,605	3 1,560		
Salary range, \$1,320 to \$1,680; average, \$1,500—					
Stenographers	2 1,440	2 1,440	2 1,440		
Transcribing clerk	1 1,380	1 1,380	1 1,380		
Salary range, \$1,140 to \$1,500; average, \$1,320—					
Clerk	1 1,260	1 1,260	1 1,170		
Messenger	1 1,500	1 1,500	1 1,500		
Miscellaneous and temporary services	210 800	210 800	235½ 800		
Total average number of employees	381	383	418½		
Total salaries and wages, field service	607,800.00	611,800.00	647,315.87		
The difference between 1928 and 1927 is due to decrease in force, \$4,000.					
Supplies and materials:					
0200 Stationery and office supplies	3,600.00	3,800.00	4,037.96		
0230 Fuel	8,000.00	8,100.00	8,513.00		
0250 Forage and other supplies for animals	11,000.00	10,000.00	13,014.74		
0260 Provisions	70,000.00	66,000.00	75,899.95		
0280 Sundry supplies	3,000.00	3,300.00	2,342.10		
0290 Materials	500.00	500.00	975.00		
02 Total supplies and materials	96,100.00	91,700.00	104,692.75		
03 Subsistence and support of persons (service)	26,000.00	26,000.00	27,022.70		
04 Subsistence and care of animals (service)	8,000.00	8,000.00	6,657.30		
Communication service:					
0500 Telegraph service	570.00	570.00	632.37		
0510 Telephone service	1,150.00	1,150.00	1,326.05		
05 Total communication service	1,720.00	1,720.00	1,958.42		
Travel expense:					
0615 Transportation	19,000.00	20,000.00	22,108.32		
0616 Subsistence	5,200.00	5,200.00	5,092.05		
06 Total travel expenses	24,200.00	25,200.00	27,200.37		
07 Transportation of things (service)	12,000.00	12,000.00	9,472.15		
08 Lithographing (service)	1,600.00	1,600.00	1,910.00		
Rents:					
1100 Rent of buildings	2,180.00	2,180.00	4,200.00		
1110 Other rents	28,000.00	28,000.00	31,420.69		
11 Total rents	30,180.00	30,180.00	35,620.69		
12 Repairs and alterations	9,000.00	9,000.00	14,145.13		
13 Miscellaneous current expenses	200.00	200.00	641.97		
Equipment:					
3090 Office equipment	600.00		1,845.50		
3020 Scientific equipment	7,200.00	7,200.00	11,353.62		
3040 Livestock	400.00		672.00		
3050 Other equipment	20,000.00	21,000.00	28,274.59		
30 Total equipment	28,200.00	28,600.00	42,145.71		
32 Iron corner posts	15,000.00	20,000.00			
Reserve		4,000.00			
Total	860,000.00	870,000.00	918,783.06		
Deduct receipts from other funds	60,000.00	60,000.00	80,969.13		
Total	800,000.00	810,000.00	837,813.93		
<i>Reproducing Plats of Surveys, General Land Office—</i>					
[Reproducing plats of surveys: To enable the Commissioner of the General Land Office to continue to reproduce worn and defaced official plats of surveys on file, and other plats constituting a part of the records of said office, to furnish local land offices with the same, and for reproducing by photolithography original plats of surveys prepared in public survey offices] (acts June 20, 1878, vol. 20, p. 229; July 7, 1884, vol. 23, p. 210; May 10, 1926, vol. 44, p. 457)					
06 Lithographing: Expenditures—1927, \$7,000; 1926, \$5,989.47.					\$7,000.00
NOTE.—This estimate is consolidated with estimate for "General expenses, General Land Office," ante.					

*Estimates of appropriations required for the service of the fiscal year ending June 30, 1928—Continued*

General object (title of appropriation), date of acts, references to Statutes at Large, or to Revised Statutes, and estimated amount required for each detailed object				Total amount to be appropriated under each head of appropriation	Amount appropriated for the fiscal year ending June 30, 1927
<b>Salaries and Commissions of Registers—</b> Registers: For salaries and commissions of registers of district land offices, at not exceeding \$3,000 per annum each ( <i>acts Mar. 26, 1804, vol. 2, p. 277; Mar. 3, 1885, vol. 23, p. 498; May 10, 1926, vol. 44, p. 457</i> )				\$100,000.00	\$110,000.00
	Estimated expenditures, 1928 appropriation	Estimated expenditures, 1927 appropriation	Expended and obligated, 1926		
Field service:					
Salaries and wages—					
Salary range, \$3,000 maximum—	Average—	Average—	Average—		
Registers district land offices	No. 40 Salary \$2,500	No. 40 Salary \$2,700	No. 40½ Salary \$2,665		
Reserve		2,000.00			
01 Total salaries and wages, field service	100,000.00	110,000.00	107,840.15		
<b>Contingent Expenses of Land Offices—</b> Contingent expenses of land offices: For clerk hire, rent, and other incidental expenses of the district land offices, including the expenses of depositing public money; [per diem, in lieu of subsistence,] <i>traveling expenses</i> of clerks detailed to examine the books and management of district land offices and to assist in the operation of said offices and in the opening of new land offices and reservations, [when allowed pursuant to section 13 of the sundry civil appropriation act approved August 1, 1914,] and for [actual necessary] <i>traveling expenses</i> [of said clerks and] of clerks transferred in the interest of the public service from one district land office to another: <i>Provided</i> , That no expenses chargeable to the Government shall be incurred by registers in the conduct of local land offices except upon previous specific authorization by the Commissioner of the General Land Office ( <i>acts Feb. 18, 1861, vol. 12, p. 131; Aug. 4, 1886, vol. 24, p. 239; May 10, 1926, vol. 44, p. 457</i> )				245,000.00	250,000.00
	Estimated expenditures, 1928 appropriation	Estimated expenditures, 1927 appropriation	Expended and obligated, 1926		
Field service:					
Salaries and wages—	Average—	Average—	Average—		
Salary range, \$2,100 to \$2,700; average, \$2,400—	No. 1 Salary \$2,700	No. 1 Salary \$2,700	No. 1 Salary \$2,700		
Clerk (Alaska)					
Salary range, \$1,860 to \$2,400; average, \$2,100—	9 2,022	9 2,022	9½ 1,985		
Clerks					
Salary range, \$1,680 to \$2,040; average, \$1,860—	50 1,858	50 1,858	51½ 1,854		
Clerks					
Salary range, \$1,500 to \$1,960; average, \$1,680—	44 1,588	44 1,588	48½ 1,576		
Clerks					
Salary range, \$1,320 to \$1,680; average, \$1,500—	14 1,364	14 1,364	15½ 1,389		
Clerks					
Total average number of employees	118	118	126½		
01 Total salaries and wages, field service	202,760.00	202,760.00	216,089.78		
Supplies and materials:					
0200 Stationery and office supplies	3,500.00	3,500.00	3,500.00		
0280 Sundry supplies	90.00	90.00	94.36		
02 Total supplies and materials	3,590.00	3,590.00	3,594.36		
Communication service:					
0500 Telegraph service	450.00	450.00	450.54		
0510 Telephone service	2,380.00	2,380.00	2,356.04		
0520 Other communication service	10,000.00	10,000.00	10,174.98		
05 Total communication service	12,830.00	12,830.00	12,981.56		
Travel expenses:					
0615 Transportation	1,750.00	1,750.00	1,743.72		
0616 Subsistence	1,560.00	1,560.00	1,558.00		
06 Total travel expenses	3,310.00	3,310.00	3,301.72		
Transportation of things (service)	1,400.00	1,400.00	1,416.02		
07 Advertising and publication of notices (service)	6,500.00	10,000.00	10,020.40		
09 Furnishing of electricity (service)	62.00	62.00	61.66		
11 Rent of buildings	11,418.00	11,418.00	12,878.40		
12 Repairs and alterations	300.00	280.00	278.18		
13 Special and miscellaneous current expenses	25.00	20.00	23.14		
Equipment:					
3010 Furniture, furnishings, and fixtures	2,400.00	1,950.00	2,421.03		
3020 Educational and scientific equipment (department library)	375.00	360.00	360.95		
3050 Other equipment	30.00	20.00	22.00		
30 Total equipment	2,805.00	2,330.00	2,803.98		
Reserve		2,000.00			
Total	245,000.00	250,000.00	263,449.20		

*Estimates of appropriations required for the service of the fiscal year ending June 30, 1928—Continued*

General object (title of appropriation), date of acts, reference to Statutes at Large, or to Revised Statutes, and estimated amount required for each detailed object		Total amount to be appropriated under each head of appropriation	Amount appropriated for the fiscal year ending June 30, 1927																																																																																																																																																																																																																																																				
<p><i>Protecting Public Lands, Timber, etc.—</i> Depredations on public timber, protecting public lands, and settlement of claims for swamp land and swamp-land indemnity: For protecting timber on the public lands, and for the more efficient execution of the law and rules relating to the cutting thereof; [of] protecting public lands from illegal and fraudulent entry or appropriation; [and of] adjusting claims for swamp lands [.] and indemnity for swamp lands; and traveling expenses of agents and others employed hereunder, \$430,000, including not exceeding \$35,000 for the purchase of motor-propelled passenger-carrying vehicles for the use of agents and others employed in the field service and for operation, maintenance, and exchange of same and for operation and maintenance of a motor boat, and including \$25,000 for prevention and fighting of forest and other fires on the public lands, to be available for this and no other purpose, and to be expended under the direction of the commissioner: [Provided, That agents and others employed under this appropriation may be allowed per diem in lieu of subsistence, pursuant to section 13 of the sundry civil appropriation act approved August 1, 1914, and actual necessary expenses for transportation, except when agents are employed in Alaska they may be allowed not exceeding \$5 per day each in lieu of subsistence] (acts June 10, 1872, vol. 17, p. 359; Aug. 7, 1882, vol. 22, p. 327; Mar. 3, 1883, vol. 22, p. 623; May 10, 1926, vol. 44, p. 457)</p>		\$430, 000. 00	\$430, 000. 00																																																																																																																																																																																																																																																				
	<table><tr><th></th><th>Estimated expenditures, 1928 appropriation</th><th>Estimated expenditures, 1927 appropriation</th><th>Expended and obligated, 1926</th></tr><tr><td>Field service:</td><td></td><td></td><td></td></tr><tr><td>Salaries and wages—</td><td></td><td></td><td></td></tr><tr><td>Salary range, \$3,000 to \$3,600; average, \$3,300—</td><td></td><td></td><td></td></tr><tr><td>Division Inspectors.....</td><td>Average— No. 9 Salary \$3,034</td><td>Average— No. 9 Salary \$3,034</td><td>Average— No. 8½ Salary \$3,035</td></tr><tr><td>Salary range, \$2,700 to \$3,300; average, \$3,000—</td><td></td><td></td><td></td></tr><tr><td>Inspectors.....</td><td>33 2,700</td><td>33 2,700</td><td>33½ 2,700</td></tr><tr><td>Salary range, \$2,400 to \$3,000; average, \$2,700—</td><td></td><td></td><td></td></tr><tr><td>Inspectors.....</td><td>22 2,400</td><td>22 2,400</td><td>22½ 2,400</td></tr><tr><td>Special disbursing agent.....</td><td>1 2,400</td><td>1 2,400</td><td>½ 2,400</td></tr><tr><td>Salary range, \$2,100 to \$2,700; average, \$2,400—</td><td></td><td></td><td></td></tr><tr><td>Inspectors.....</td><td>13 2,100</td><td>13 2,100</td><td>16½ 2,100</td></tr><tr><td>Clerk (Alaska).....</td><td>1 2,100</td><td>1 2,100</td><td>½ 2,100</td></tr><tr><td>Salary range, \$1,860 to \$2,400; average, \$2,100—</td><td></td><td></td><td></td></tr><tr><td>Inspectors.....</td><td>4 2,000</td><td>4 2,000</td><td>5½ 1,995</td></tr><tr><td>Special disbursing agent.....</td><td></td><td></td><td>½ 2,300</td></tr><tr><td>Clerks.....</td><td>3 1,880</td><td>3 1,880</td><td>3½ 1,875</td></tr><tr><td>Salary range, \$1,680 to \$2,040; average, \$1,860—</td><td></td><td></td><td></td></tr><tr><td>Clerks.....</td><td>4 1,695</td><td>4 1,695</td><td>4½ 1,706</td></tr><tr><td>Salary range, \$1,500 to \$1,860; average, \$1,680—</td><td></td><td></td><td></td></tr><tr><td>Clerks.....</td><td>8 1,530</td><td>8 1,530</td><td>9½ 1,547</td></tr><tr><td>Salary range, \$1,320 to \$1,680; average, \$1,500—</td><td></td><td></td><td></td></tr><tr><td>Clerks.....</td><td>13 1,338</td><td>13 1,338</td><td>11½ 1,339</td></tr><tr><td>Salary range, \$1,140 to \$1,500; average, \$1,320—</td><td></td><td></td><td></td></tr><tr><td>Clerk.....</td><td></td><td></td><td>½ 1,165</td></tr><tr><td>Miscellaneous temporary services (largely persons to the number of several hundred employed for several days as occasion requires to fight forest fires, at approximately 35 cents per hour).....</td><td>23 1,200</td><td>23 1,200</td><td>4½ 1,200</td></tr><tr><td>Total average number of employees.....</td><td>134</td><td>134</td><td>121½</td></tr><tr><td>Total salaries and wages, field service.....</td><td>278,660.00</td><td>278,660.00</td><td>269,606.86</td></tr><tr><td>Supplies and materials:—</td><td></td><td></td><td></td></tr><tr><td>0200 Stationery and office supplies.....</td><td>2,200.00</td><td>2,250.00</td><td>2,251.20</td></tr><tr><td>0220 Scientific and educational supplies.....</td><td>60.00</td><td>55.00</td><td>57.30</td></tr><tr><td>0230 Fuel.....</td><td>8,600.00</td><td>8,600.00</td><td>8,619.73</td></tr><tr><td>0260 Provisions.....</td><td>135.00</td><td>130.00</td><td>134.34</td></tr><tr><td>0280 Sundry supplies.....</td><td>2,000.00</td><td>2,000.00</td><td>2,102.01</td></tr><tr><td>0290 Materials.....</td><td>25.00</td><td>25.00</td><td>26.05</td></tr><tr><td>02 Total supplies and materials.....</td><td>13,020.00</td><td>13,060.00</td><td>13,190.63</td></tr><tr><td>03 Subsistence and support of persons (service).....</td><td>25.00</td><td>25.00</td><td>25.60</td></tr><tr><td>04 Storage and care of vehicles.....</td><td>3,300.00</td><td>3,290.00</td><td>3,289.05</td></tr><tr><td>Communication service:—</td><td></td><td></td><td></td></tr><tr><td>0500 Telegraph service.....</td><td>920.00</td><td>920.00</td><td>922.09</td></tr><tr><td>0510 Telephone service.....</td><td>1,280.00</td><td>1,280.00</td><td>1,279.09</td></tr><tr><td>0520 Other communication service.....</td><td>320.00</td><td>329.00</td><td>323.05</td></tr><tr><td>05 Total communication service.....</td><td>2,520.00</td><td>2,529.00</td><td>2,524.23</td></tr><tr><td>Travel expenses:—</td><td></td><td></td><td></td></tr><tr><td>0615 Transportation.....</td><td>33,000.00</td><td>33,000.00</td><td>32,436.63</td></tr><tr><td>0616 Subsistence.....</td><td>71,000.00</td><td>71,000.00</td><td>70,966.50</td></tr><tr><td>06 Total travel expenses.....</td><td>104,000.00</td><td>104,000.00</td><td>103,403.13</td></tr><tr><td>07 Transportation of things (service).....</td><td>1,330.00</td><td>1,325.00</td><td>1,327.04</td></tr><tr><td>08 Photographing and photographs and prints.....</td><td>740.00</td><td>735.00</td><td>738.51</td></tr><tr><td>10 Furnishing of light.....</td><td>60.00</td><td>60.00</td><td>60.95</td></tr><tr><td>11 Rent of buildings.....</td><td>1,780.00</td><td>1,780.00</td><td>1,776.30</td></tr><tr><td>12 Repairs and alterations.....</td><td>14,000.00</td><td>13,000.00</td><td>14,047.25</td></tr><tr><td>13 Special and miscellaneous current expenses.....</td><td>5.00</td><td>5.00</td><td>2.30</td></tr><tr><td>Equipment:—</td><td></td><td></td><td></td></tr><tr><td>3000 Passenger-carrying vehicles.....</td><td>8,000.00</td><td>8,000.00</td><td>5,954.72</td></tr><tr><td>3010 Furniture, furnishings, and fixtures.....</td><td>265.00</td><td>260.00</td><td>266.53</td></tr><tr><td>3020 Educational and scientific equipment.....</td><td>20.00</td><td>20.00</td><td>21.54</td></tr><tr><td>3050 Other equipment.....</td><td>2,275.00</td><td>2,260.00</td><td>2,260.15</td></tr><tr><td>30 Total equipment.....</td><td>10,560.00</td><td>10,540.00</td><td>8,502.94</td></tr><tr><td>Reserve.....</td><td></td><td>1,000.00</td><td></td></tr><tr><td>Total.....</td><td>430,000.00</td><td>430,000.00</td><td>418,494.79</td></tr></table>		Estimated expenditures, 1928 appropriation	Estimated expenditures, 1927 appropriation	Expended and obligated, 1926	Field service:				Salaries and wages—				Salary range, \$3,000 to \$3,600; average, \$3,300—				Division Inspectors.....	Average— No. 9 Salary \$3,034	Average— No. 9 Salary \$3,034	Average— No. 8½ Salary \$3,035	Salary range, \$2,700 to \$3,300; average, \$3,000—				Inspectors.....	33 2,700	33 2,700	33½ 2,700	Salary range, \$2,400 to \$3,000; average, \$2,700—				Inspectors.....	22 2,400	22 2,400	22½ 2,400	Special disbursing agent.....	1 2,400	1 2,400	½ 2,400	Salary range, \$2,100 to \$2,700; average, \$2,400—				Inspectors.....	13 2,100	13 2,100	16½ 2,100	Clerk (Alaska).....	1 2,100	1 2,100	½ 2,100	Salary range, \$1,860 to \$2,400; average, \$2,100—				Inspectors.....	4 2,000	4 2,000	5½ 1,995	Special disbursing agent.....			½ 2,300	Clerks.....	3 1,880	3 1,880	3½ 1,875	Salary range, \$1,680 to \$2,040; average, \$1,860—				Clerks.....	4 1,695	4 1,695	4½ 1,706	Salary range, \$1,500 to \$1,860; average, \$1,680—				Clerks.....	8 1,530	8 1,530	9½ 1,547	Salary range, \$1,320 to \$1,680; average, \$1,500—				Clerks.....	13 1,338	13 1,338	11½ 1,339	Salary range, \$1,140 to \$1,500; average, \$1,320—				Clerk.....			½ 1,165	Miscellaneous temporary services (largely persons to the number of several hundred employed for several days as occasion requires to fight forest fires, at approximately 35 cents per hour).....	23 1,200	23 1,200	4½ 1,200	Total average number of employees.....	134	134	121½	Total salaries and wages, field service.....	278,660.00	278,660.00	269,606.86	Supplies and materials:—				0200 Stationery and office supplies.....	2,200.00	2,250.00	2,251.20	0220 Scientific and educational supplies.....	60.00	55.00	57.30	0230 Fuel.....	8,600.00	8,600.00	8,619.73	0260 Provisions.....	135.00	130.00	134.34	0280 Sundry supplies.....	2,000.00	2,000.00	2,102.01	0290 Materials.....	25.00	25.00	26.05	02 Total supplies and materials.....	13,020.00	13,060.00	13,190.63	03 Subsistence and support of persons (service).....	25.00	25.00	25.60	04 Storage and care of vehicles.....	3,300.00	3,290.00	3,289.05	Communication service:—				0500 Telegraph service.....	920.00	920.00	922.09	0510 Telephone service.....	1,280.00	1,280.00	1,279.09	0520 Other communication service.....	320.00	329.00	323.05	05 Total communication service.....	2,520.00	2,529.00	2,524.23	Travel expenses:—				0615 Transportation.....	33,000.00	33,000.00	32,436.63	0616 Subsistence.....	71,000.00	71,000.00	70,966.50	06 Total travel expenses.....	104,000.00	104,000.00	103,403.13	07 Transportation of things (service).....	1,330.00	1,325.00	1,327.04	08 Photographing and photographs and prints.....	740.00	735.00	738.51	10 Furnishing of light.....	60.00	60.00	60.95	11 Rent of buildings.....	1,780.00	1,780.00	1,776.30	12 Repairs and alterations.....	14,000.00	13,000.00	14,047.25	13 Special and miscellaneous current expenses.....	5.00	5.00	2.30	Equipment:—				3000 Passenger-carrying vehicles.....	8,000.00	8,000.00	5,954.72	3010 Furniture, furnishings, and fixtures.....	265.00	260.00	266.53	3020 Educational and scientific equipment.....	20.00	20.00	21.54	3050 Other equipment.....	2,275.00	2,260.00	2,260.15	30 Total equipment.....	10,560.00	10,540.00	8,502.94	Reserve.....		1,000.00		Total.....	430,000.00	430,000.00	418,494.79		
	Estimated expenditures, 1928 appropriation	Estimated expenditures, 1927 appropriation	Expended and obligated, 1926																																																																																																																																																																																																																																																				
Field service:																																																																																																																																																																																																																																																							
Salaries and wages—																																																																																																																																																																																																																																																							
Salary range, \$3,000 to \$3,600; average, \$3,300—																																																																																																																																																																																																																																																							
Division Inspectors.....	Average— No. 9 Salary \$3,034	Average— No. 9 Salary \$3,034	Average— No. 8½ Salary \$3,035																																																																																																																																																																																																																																																				
Salary range, \$2,700 to \$3,300; average, \$3,000—																																																																																																																																																																																																																																																							
Inspectors.....	33 2,700	33 2,700	33½ 2,700																																																																																																																																																																																																																																																				
Salary range, \$2,400 to \$3,000; average, \$2,700—																																																																																																																																																																																																																																																							
Inspectors.....	22 2,400	22 2,400	22½ 2,400																																																																																																																																																																																																																																																				
Special disbursing agent.....	1 2,400	1 2,400	½ 2,400																																																																																																																																																																																																																																																				
Salary range, \$2,100 to \$2,700; average, \$2,400—																																																																																																																																																																																																																																																							
Inspectors.....	13 2,100	13 2,100	16½ 2,100																																																																																																																																																																																																																																																				
Clerk (Alaska).....	1 2,100	1 2,100	½ 2,100																																																																																																																																																																																																																																																				
Salary range, \$1,860 to \$2,400; average, \$2,100—																																																																																																																																																																																																																																																							
Inspectors.....	4 2,000	4 2,000	5½ 1,995																																																																																																																																																																																																																																																				
Special disbursing agent.....			½ 2,300																																																																																																																																																																																																																																																				
Clerks.....	3 1,880	3 1,880	3½ 1,875																																																																																																																																																																																																																																																				
Salary range, \$1,680 to \$2,040; average, \$1,860—																																																																																																																																																																																																																																																							
Clerks.....	4 1,695	4 1,695	4½ 1,706																																																																																																																																																																																																																																																				
Salary range, \$1,500 to \$1,860; average, \$1,680—																																																																																																																																																																																																																																																							
Clerks.....	8 1,530	8 1,530	9½ 1,547																																																																																																																																																																																																																																																				
Salary range, \$1,320 to \$1,680; average, \$1,500—																																																																																																																																																																																																																																																							
Clerks.....	13 1,338	13 1,338	11½ 1,339																																																																																																																																																																																																																																																				
Salary range, \$1,140 to \$1,500; average, \$1,320—																																																																																																																																																																																																																																																							
Clerk.....			½ 1,165																																																																																																																																																																																																																																																				
Miscellaneous temporary services (largely persons to the number of several hundred employed for several days as occasion requires to fight forest fires, at approximately 35 cents per hour).....	23 1,200	23 1,200	4½ 1,200																																																																																																																																																																																																																																																				
Total average number of employees.....	134	134	121½																																																																																																																																																																																																																																																				
Total salaries and wages, field service.....	278,660.00	278,660.00	269,606.86																																																																																																																																																																																																																																																				
Supplies and materials:—																																																																																																																																																																																																																																																							
0200 Stationery and office supplies.....	2,200.00	2,250.00	2,251.20																																																																																																																																																																																																																																																				
0220 Scientific and educational supplies.....	60.00	55.00	57.30																																																																																																																																																																																																																																																				
0230 Fuel.....	8,600.00	8,600.00	8,619.73																																																																																																																																																																																																																																																				
0260 Provisions.....	135.00	130.00	134.34																																																																																																																																																																																																																																																				
0280 Sundry supplies.....	2,000.00	2,000.00	2,102.01																																																																																																																																																																																																																																																				
0290 Materials.....	25.00	25.00	26.05																																																																																																																																																																																																																																																				
02 Total supplies and materials.....	13,020.00	13,060.00	13,190.63																																																																																																																																																																																																																																																				
03 Subsistence and support of persons (service).....	25.00	25.00	25.60																																																																																																																																																																																																																																																				
04 Storage and care of vehicles.....	3,300.00	3,290.00	3,289.05																																																																																																																																																																																																																																																				
Communication service:—																																																																																																																																																																																																																																																							
0500 Telegraph service.....	920.00	920.00	922.09																																																																																																																																																																																																																																																				
0510 Telephone service.....	1,280.00	1,280.00	1,279.09																																																																																																																																																																																																																																																				
0520 Other communication service.....	320.00	329.00	323.05																																																																																																																																																																																																																																																				
05 Total communication service.....	2,520.00	2,529.00	2,524.23																																																																																																																																																																																																																																																				
Travel expenses:—																																																																																																																																																																																																																																																							
0615 Transportation.....	33,000.00	33,000.00	32,436.63																																																																																																																																																																																																																																																				
0616 Subsistence.....	71,000.00	71,000.00	70,966.50																																																																																																																																																																																																																																																				
06 Total travel expenses.....	104,000.00	104,000.00	103,403.13																																																																																																																																																																																																																																																				
07 Transportation of things (service).....	1,330.00	1,325.00	1,327.04																																																																																																																																																																																																																																																				
08 Photographing and photographs and prints.....	740.00	735.00	738.51																																																																																																																																																																																																																																																				
10 Furnishing of light.....	60.00	60.00	60.95																																																																																																																																																																																																																																																				
11 Rent of buildings.....	1,780.00	1,780.00	1,776.30																																																																																																																																																																																																																																																				
12 Repairs and alterations.....	14,000.00	13,000.00	14,047.25																																																																																																																																																																																																																																																				
13 Special and miscellaneous current expenses.....	5.00	5.00	2.30																																																																																																																																																																																																																																																				
Equipment:—																																																																																																																																																																																																																																																							
3000 Passenger-carrying vehicles.....	8,000.00	8,000.00	5,954.72																																																																																																																																																																																																																																																				
3010 Furniture, furnishings, and fixtures.....	265.00	260.00	266.53																																																																																																																																																																																																																																																				
3020 Educational and scientific equipment.....	20.00	20.00	21.54																																																																																																																																																																																																																																																				
3050 Other equipment.....	2,275.00	2,260.00	2,260.15																																																																																																																																																																																																																																																				
30 Total equipment.....	10,560.00	10,540.00	8,502.94																																																																																																																																																																																																																																																				
Reserve.....		1,000.00																																																																																																																																																																																																																																																					
Total.....	430,000.00	430,000.00	418,494.79																																																																																																																																																																																																																																																				

## Estimates of appropriations required for the service of the fiscal year ending June 30, 1928—Continued

General object (title of appropriation), date of acts, reference to Statutes at Large, or to Revised Statutes, and estimated amount required for each detailed object				Total amount to be appropriated under each head of appropriation	Amount appropriated for the fiscal year ending June 30, 1927
<b>Expenses of Hearings in Land Entries—</b> [Hearings in land entries: For hearings or other proceedings held by order of the Commissioner of the General Land Office to determine the character of lands, whether alleged fraudulent entries are of that character or have been made in compliance with law, and of hearings in disbarment proceedings, \$15,000: <i>Provided</i> , That where depositions are taken for use in such hearings the fees of the officer taking them shall be 20 cents per folio for taking and certifying same and 10 cents per folio for each copy furnished to a party on request] (acts Mar. 3, 1885, vol. 23, p. 514; Mar. 3, 1915, vol. 38, p. 855; May 10, 1926, vol. 44, p. 457) -----					\$15,000.00
	Estimated expenditures, 1928 appropriation	Estimated expenditures, 1927 appropriation	Expended and obligated, 1926		
01 Personal services (witness fees and fees of officers taking depositions)-----		\$9,300.00	\$6,479.25		
06 Travel expenses (mileage of witnesses)-----		4,700.00	2,671.11		
Reserve-----		1,000.00			
Total-----		15,000.00	9,150.36		
NOTE.—This estimate is consolidated with estimate for "General Expenses, General Land Office," ante.					
<b>Restoration of Lands in Forest Reserves—</b> [Restoration of lands in forest reserves: To enable the Secretary of the Interior to advertise the restoration to the public domain of lands in forest reserves or of lands temporarily withdrawn for forest reserve purposes] (acts June 4, 1897, vol. 30, p. 36; June 11, 1906, vol. 34, p. 233; May 10, 1926, vol. 44, p. 457) -----					1,000.00
09 Publication of notices (service): Expenditures—1927, \$1,000; 1926, \$327.86. NOTE.—This estimate is consolidated with estimate for "General Expenses, General Land Office," ante.					
<b>Opening Indian Reservations (Reimbursable)—</b> Opening Indian reservations (reimbursable): For expenses pertaining to the opening to entry and settlement of such Indian reservation lands as may be opened during the fiscal year [1927] 1928: <i>Provided</i> , That the expenses pertaining to the opening of each of said reservations and paid for out of this appropriation shall be reimbursed to the United States from the money received from the sale of the lands embraced in said reservations, respectively (acts May 31, 1906, vol. 34, p. 205; May 10, 1926, vol. 44, p. 457) -----				\$500.00	1,000.00
	Estimated expenditures, 1928 appropriation	Estimated expenditures, 1927 appropriation	Expended and obligated, 1926		
01 Personal services-----	\$100.00	\$100.00	\$76.66		
06 Travel expenses-----	900.00	900.00	384.96		
Total-----	1,000.00	1,000.00	461.62		
Total annual appropriations-----				2,297,550.00	2,342,300.00
<b>Repayment for Lands Erroneously Sold—</b> Indefinite appropriation to pay to the purchaser or purchasers the sum or sums of money received for lands erroneously sold by the United States (R. S., p. 728, sec. 3689; act June 16, 1880, vol. 21, p. 287) and to provide for the repayment of certain commissions, excess payments, and purchase moneys paid under the public land laws (acts Mar. 26, 1908, vol. 35, p. 48; Dec. 11, 1919, vol. 41, p. 366) -----				50,000.00	65,000.00
53 Refund to purchasers on erroneous sales of land by the United States: Expenditures—1928, \$50,000; 1927, \$65,000; 1926, \$52,419.66.					

*Estimates of appropriations required for the service of the fiscal year ending June 30, 1928—Continued*

General object (title of appropriation), date of acts, reference to Statutes at Large, or to Revised Statutes, and estimated amount required for each detailed object				Total amount to be appropriated under each head of appropriation	Amount appropriated for the fiscal year ending June 30, 1927
<b>Surveying Within Land Grants (Reimbursable)—</b> For the survey of lands within the limits of railroad grants ( <i>act Mar. 2, 1895, vol. 28, p. 987</i> )				\$3, 000. 00	\$5, 000. 00
	Estimated expenditures, 1928 appropriation	Estimated expenditures, 1927 appropriation	Expended and obligated, 1926		
01 Salaries and wages, field service	\$2, 000. 00	\$2, 500. 00	\$8, 984. 78		
Supplies and materials:					
0230 Fuel	30. 00	40. 00	124. 06		
0250 Forage and other supplies for animals	125. 00	150. 00	498. 85		
0260 Provisions	440. 00	700. 00	2, 676. 89		
0280 Sundry supplies	5. 00	10. 00	30. 65		
02 Total supplies and materials	600. 00	900. 00	3, 330. 45		
03 Subsistence and support of persons (service)	100. 00	150. 00	457. 98		
04 Subsistence and care of animals, and storage and care of vehicles (service)	30. 00	40. 00	84. 10		
05 Telephone service			. 75		
06 Travel expenses	100. 00	125. 00	393. 07		
07 Transportation of things (service)	10. 00	15. 00	25. 50		
11 Rent of equipment	100. 00	125. 00	404. 65		
12 Repairs to equipment	10. 00	15. 00	44. 00		
13 Special and miscellaneous current expenses	10. 00	80. 00	255. 63		
30 Equipment	40. 00	50. 00	129. 05		
Reserve		1, 000. 00			
Total	3, 000. 00	5, 000. 00	14, 109. 96		
NOTE.—The detail as to number of employees and rates of pay is shown under the title "Surveying the public lands," the two appropriations providing for a single service. Employees are regularly employed under the appropriation "Surveying the public lands," and are paid from the appropriation "Surveying within land grants (reimbursable)" for only such part of the time they are actually engaged on work chargeable to that appropriation. None of the employees is employed regularly under this appropriation.					
<b>Deposits by Individuals for Surveying Public Lands—</b> Indefinite appropriation of the amount deposited by individuals to pay the cost and expenses incident to the survey of lands, [not mineral or reserved, upon which they have settled,] any excess of the sums so deposited, over and above the actual cost of surveys, comprising all expenses incident thereto, for which they were severally deposited, to be repaid to the depositors, respectively ( <i>R. S., p. 728, sec. 3689; acts Aug. 20, 1894, vol. 28, p. 423; Feb. 27, 1899, vol. 30, p. 892; Feb. 24, 1909, vol. 35, p. 645</i> )				35, 000. 00	45, 000. 00
	Estimated expenditures, 1928 appropriation	Estimated expenditures, 1927 appropriation	Expended and obligated, 1926		
01 Salaries and wages, field service	\$22, 200. 00	\$24, 800. 00	\$19, 900. 47		
Supplies and materials:					
0230 Fuel	250. 00	300. 00	60. 55		
0250 Forage and other supplies for animals	300. 00	400. 00	99. 88		
0260 Provisions	600. 00	700. 00	205. 54		
0280 Sundry supplies	50. 00	100. 00	22. 66		
02 Total supplies and materials	1, 200. 00	1, 500. 00	388. 63		
03 Subsistence and support of persons (service)	100. 00	200. 00	26. 15		
06 Travel expenses	200. 00	300. 00	30. 15		
07 Transportation of things (service)	100. 00	200. 00	2. 91		
08 Lithographic service	1, 800. 00	2, 000. 00	1, 633. 00		
Rents:					
1100 Rent of buildings	600. 00	600. 00	600. 00		
1110 Rent of equipment	1, 900. 00	2, 400. 00	465. 00		
11 Total rents	2, 500. 00	3, 000. 00	1, 065. 00		
12 Repairs and alterations	300. 00	400. 00	262. 91		
13 Special and miscellaneous current expenses	100. 00	100. 00	19. 45		
52 Repayment of deposits	6, 500. 00	7, 500. 00	6, 565. 65		
Reserve		5, 000. 00			
Total	35, 000. 00	45, 000. 00	29, 894. 32		
NOTE.—The detail as to number of employees and rates of pay is shown under the title "Surveying the public lands," the two appropriations providing for a single service. Employees are regularly employed under the appropriation "Surveying the public lands," and are paid from the appropriation "Deposits by individuals for surveying public lands" for only such part of the time as they are actually engaged on work chargeable to that appropriation. None of the employees is employed regularly under this appropriation.					

*Estimates of appropriations required for the service of the fiscal year ending June 30, 1928—Continued*

General object (title of appropriation), date of acts, reference to Statutes at Large, or to Revised Statutes, and estimated amount required for each detailed object	Total amount to be appropriated under each head of appropriation	Amount appropriated for the fiscal year ending June 30, 1927
<b>Five, Three, and Two Per Cent Funds to States (Lands)—</b> Indefinite appropriations to pay to the several States 5 per cent of the net proceeds of sales of public lands lying within their limits, for the purpose of education, or of making public roads and improvements ( <i>R. S., p. 728, sec. 3689</i> )-----	\$15, 000. 00	\$15, 000. 00
22 Grants to States for roads and educational purposes: Expenditures—1928, \$15,000; 1927, \$15,000; 1926, \$16,547.11.		
<b>Payments to States from Receipts under Mineral Leasing Act—</b> Indefinite appropriation of 20 per cent of past production and 37½ per cent of future production of the amounts derived from bonuses, royalties, and rentals under the provisions of the mineral leasing act of February 25, 1920, to be paid by the Secretary of the Treasury after the expiration of each fiscal year to the States within the boundaries of which the leased lands or deposits are or were located, said moneys to be used by the States or subdivisions thereof for the construction and maintenance of public roads or for the support of public schools or other educational institutions as the legislatures of the States may direct ( <i>act Feb. 25, 1920, vol. 41, p. 450</i> )-----	2, 800, 000. 00	3, 000, 000. 00
22 Grants to States for roads and educational purposes: Expenditures—1928, \$2,800,000; 1927, \$3,172,540.99; 1926, \$3,460,458.37.		
<b>Miscellaneous Trust Funds—</b> Outstanding liabilities lands ( <i>act Mar. 2, 1907, vol. 34, p. 1245</i> )-----	500. 00	500. 00
52 Outstanding liabilities, lands: Expenditures—1928, \$500; 1927, \$500; 1926, \$529.25.		
„ [Unearned moneys, lands] ( <i>act Jan. 27, 1898, vol. 30, p. 234</i> )-----		500. 00
52 Unearned moneys, lands: Expenditures—1927, reserve, \$500; expenditures, 1926, \$2.55.		
Total permanent and indefinite under General Land Office-----	2, 903, 500. 00	3, 131, 000. 00
Total under General Land Office-----	5, 201, 050. 00	5, 473, 300. 00

## INDIAN AFFAIRS

<b>Salaries, Bureau of Indian Affairs—</b> For the Commissioner of Indian Affairs and other personal services in the District of Columbia in accordance with the classification act of 1923, ( <i>acts Jan. 24, 1923, vol. 42, p. 1180, sec. 1; May 10, 1926, vol. 44, p. 458</i> )-----	352, 580. 00	356, 000. 00
---	--------------	--------------

	Estimated expenditures, 1928 appropriation	Estimated expenditures, 1927 appropriation	Expended and obligated, 1926
<b>Departmental service:</b>			
<b>Salaries—</b>			
Clerical, administrative, and fiscal service—			
Grade 13, salary range, \$6,000 to \$7,500; average, \$6,750—	<i>Average—</i> <i>No. 1 Salary \$7,000</i>	<i>Average—</i> <i>No. 1 Salary \$7,000</i>	<i>Average—</i> <i>No. 1 Salary \$6,600</i>
Executive officer (commissioner)-----	1 5, 200	1 5, 200	1 5, 200
Grade 12, salary range, \$5,200 to \$6,000; average, \$5,600—			
Senior administrative officer (assistant commissioner)-----	1 3, 400	1 3, 400	1 3, 400
Grade 10, salary range, \$3,300 to \$3,900; average, \$3,600—			
Junior administrative officer (chief clerk)-----	1 3, 400	1 3, 400	1 3, 400
Grade 9, salary range, \$3,000 to \$3,600; average, \$3,300—			
Senior administrative assistants (chiefs of division)-----	5 3, 100	5 3, 100	5 3, 100
Grade 8, salary range, \$2,700 to \$3,300; average, \$3,000—			
Administrative assistants (assistant chiefs of division)-----	4 2, 800	4 2, 800	5 2, 780
Grade 7, salary range, \$2,400 to \$3,000; average, \$2,700—			
Junior administrative assistants (chiefs of section)-----	15 2, 586	15 2, 586	14 2, 532
Grade 6, salary range, \$2,100 to \$2,700; average, \$2,400—			
Principal clerks-----	19 2, 179	19 2, 179	18½ 2, 176
Grade 5, salary range, \$1,860 to \$2,400; average, \$2,111.42—			
Head stenographer-----	1 2, 000	1 2, 000	1 1, 960
Senior clerks-----	23 1, 950	25 1, 946	24½ 1, 923
Grade 4, salary range, \$1,680 to \$2,040; average, \$1,860—			
Principal stenographers-----	2 1, 770	2 1, 770	2 1, 740
Clerks-----	18 1, 796	17½ 1, 796	18½ 1, 770

General object (title of appropriation), date of acts, reference to Statutes at Large, or to Revised Statutes, and estimated amount required for each detailed object

Total amount to be appropriated under each head of appropriation

Amount appropriated for  
the fiscal year ending  
June 30, 1927

	Estimated expenditures, 1928 appropriation	Estimated expenditures, 1927 appropriation	Expended and obligated, 1926
Departmental service—Continued.			
Salaries—Continued.			
Clerical, administrative, and fiscal service—Contd.			
Grade 3, salary range, \$1,500 to \$1,860; average, \$1,680—	<i>Average—</i>	<i>Average—</i>	<i>Average—</i>
Assistant clerk-stenographer.....	No. 1 \$1,500	No. 1 \$1,500	No. 1 \$1,500
Senior stenographers.....	24 1,660	21 1,587	21 $\frac{1}{2}$ 1,575
Assistant clerks.....	32 1,578	34 1,578	33 $\frac{1}{2}$ 1,576
Grade 2, salary range, \$1,320 to \$1,680; average, \$1,500—			
Junior clerks.....	6 1,470	6 $\frac{1}{2}$ 1,464	7 $\frac{1}{2}$ 1,437
Junior stenographers.....	6 1,600	6 1,600	6 $\frac{1}{2}$ 1,381
Junior typists.....	3 1,460	3 1,460	4 $\frac{1}{2}$ 1,389
Junior operator, office devices.....			1 $\frac{1}{2}$ 1,500
Grade 1, salary range, \$1,140 to \$1,500; average, \$1,320—			
Underclerks.....	3 1,340	2 $\frac{1}{2}$ 1,245	2 $\frac{1}{2}$ 1,432
Junior typist.....	1 1,260	1 1,260	1 $\frac{1}{2}$ 1,322
Professional service:			
Grade 4, salary range \$3,800 to \$5,000; average, \$4,400—			
Attorney.....	1 4,000	1 4,000	1 4,000
Grade 3, salary range, \$3,000 to \$3,600; average, \$3,300—			
Associate attorney (chief of division).....	1 3,100	1 3,100	1 3,100
Associate engineer (architect).....	1 3,100	1 3,100	1 3,100
Associate scientist (forester).....	1 3,100	1 3,100	1 3,100
Grade 2, salary range, \$2,400 to \$3,000; average, \$2,700—			
Assistant attorney.....	1 2,400	1 2,400	1 2,400
Subprofessional service:			
Grade 7, salary range, \$2,100 to \$2,700; average, \$2,400—			
Principal engineer draftsman.....	1 2,100	1 2,100	1 $\frac{1}{2}$ 2,128
Grade 6, salary range, \$1,860 to \$2,400; average, \$2,111.42—			
Senior engineer draftsman.....	1 1,860	1 1,860	1 $\frac{1}{2}$ 1,881
Grade 5, salary range, \$1,680 to \$2,040; average, \$1,860—			
Library assistant.....	1 1,860	1 1,860	1 1,860
Custodial service:			
Grade 4, salary range, \$1,140 to \$1,500; average, \$1,320—			
Head messenger.....	1 1,140	1 1,140	1 1,140
Grade 3, salary range, \$1,020 to \$1,260; average, \$1,140—			
Messengers.....	2 1,060	2 1,060	2 $\frac{1}{2}$ 1,068
Grade 2, salary range, \$900 to \$1,140; average, \$1,020—			
Assistant messengers.....	3 900	3 900	2 $\frac{1}{2}$ 909
Grade 1, salary range, \$600 to \$780; average, \$690—			
Junior messenger.....			$\frac{1}{2}$ 653
Total average number of employees.....	180	181	185 $\frac{1}{2}$
Total salaries, departmental service.....	352,580.00	352,440.00	355,743.30
The difference between 1927 and 1928 is due to decrease in force, \$3,420.			
Reserve.....		3,590.00	
Total.....	352,580.00	356,030.00	355,743.30

For pay of *special inspector*, and special agents, for traveling and incidental expenses of such special agents [including sleeping-car fare, and a per diem of not to exceed \$4 in lieu of subsistence in the discretion of the Secretary of the Interior,] when actually employed on duty in the field or ordered to the seat of government; for transportation and incidental expenses of officers and clerks of the Office of Indian Affairs when traveling on official duty; for pay of employees not otherwise provided for; for telegraph and telephone toll messages on business pertaining to the Indian Service sent and received by the Bureau of Indian Affairs at Washington, and for other necessary expenses of the Indian Service for which no other appropriation is available, [\$90,000] *\$86,000; Provided, That not to exceed \$5,000 of this appropriation may be used for continuing the work of the competency commission to the Five Civilized Tribes of Oklahoma: Provided further, That not to exceed \$15,000 of the amount herein appropriated may be expended out of applicable funds in the work of determining the competency of Indians on Indian reservations outside of the Five Civilized Tribes in Oklahoma (acts Mar. 3, 1886, vol. 10, p. 686, sec. 1; May 10, 1926, vol. 44, p. 458).*

**\$86,000.00**

**\$90,000.00**

*Estimates of appropriations required for the service of the fiscal year ending June 30, 1928—Continued*

General object (title of appropriation), date of acts, reference to Statutes at Large, or to Revised Statutes, and estimated amount required for each detailed object				Total amount to be appropriated under each head of appropriation	Amount appropriated for the fiscal year ending June 30, 1927
<i>General Expenses, Indian Service—Continued.</i>					
	Estimated expenditures, 1928 appropriation	Estimated expenditures, 1927 appropriation	Expended and obligated, 1926		
Field service:					
Salaries and wages—					
Salary range, \$5,200 to \$6,000; average, \$5,600	Average— No. Salary	Average— No. Salary	Average— No. Salary		
Chief supervisor of education	1 \$5,200	1 \$5,200	1 \$5,200		
General superintendent of Indian affairs	1 4,000	1 4,000	1 4,000		
Salary range, \$3,800 to \$5,000; average, \$4,400—					
Special inspector	1 4,000	1 4,000	1 4,000		
Engineers	3 3,800	3 3,800	2 3,800		
District superintendents					
Supervisors of Indian schools					
Salary range, \$2,700 to \$3,300; average, \$3,000—					
Assistant supervisor of Indian schools	1 3,000	1 3,000	1 3,000		
Superintendent					
Salary range, \$2,400 to \$3,000; average, \$2,700—					
Superintendent	1 3,100		1 3,100		
Salary range, \$2,100 to \$2,700; average, \$2,400—					
Traveling auditors	2 2,400	2 2,400	2 2,400		
Special supervisor	1 2,400	1 2,400	1 2,400		
Superintendents	1 2,400	1 2,400	1 2,400		
Physician	1 2,400	1 2,400	1 2,400		
Supervisor of Indian employment	1 2,400	1 2,400	1 2,400		
Salary range, \$1,860 to \$2,400; average, \$2,100—					
Physician	1 2,100	1 2,100	1 2,100		
Salary range, \$1,680 to \$2,040; average, \$1,860—					
Principal clerk			1 2,300		
Clerk			1 2,040		
Senior clerks	2 2,050	2 2,050	2 2,030		
General mechanic	1 1,860	1 1,860	1 1,860		
Salary range, \$1,500 to \$1,860; average, \$1,680—					
Financial clerks	1 1,800	1 1,800	2 1,740		
Clerks	2 1,710	2 1,710	1 1,680		
Special agent	1 1,680	1 1,680	1 1,680		
Appraiser			1 1,680		
Salary range, \$1,320 to \$1,680; average, \$1,500—					
Assistant clerks	4 1,590	4 1,590	3 1,600		
Financial clerks	2 1,530	2 1,530	3 1,500		
Special agent	1 1,500	1 1,500	1 1,500		
Salary range, \$1,140 to \$1,500; average, \$1,320—					
Junior clerks	2 1,320	2 1,320	5 1,356		
Assistant clerks	1 1,320	1 1,320	2 1,320		
Financial clerk	1 1,320	1 1,320	1 1,320		
Salary range, \$1,020 to \$1,260; average, \$1,140—					
Financial clerk	1 1,140	1 1,140	1 1,140		
Ungraded—					
Laborers	3 1,060	3 1,060	3 1,040		
Total average number of employees	33 1/2	32 1/2	40 1/2		
Total salaries and wages, field service	68,043.00	64,043.00	78,810.96		
Deduct allowances for quarters, fuel, and light	3,510.00	3,510.00	3,350.00		
Cash payment, salaries and wages	64,533.00	60,533.00	75,460.96		
The difference between 1928 and 1927 is due to transfer of one employee from another appropriation, \$4,000.					
Miscellaneous and temporary personal services, \$8 to \$2 a day	5,000.00	7,000.00			
01 Total personal services	69,533.00	67,533.00	75,460.96		
Supplies and materials:					
0200 Stationery and office supplies	1,000.00	1,000.00	1,090.77		
0210 Medical and hospital supplies	500.00	600.00	559.85		
0230 Fuel	1,000.00	1,800.00	1,488.13		
0260 Provisions	100.00	400.00	135.92		
0280 Sundry supplies	200.00	1,000.00	138.99		
02 Total supplies and materials	2,800.00	4,800.00	3,413.66		
Communication service:					
0500 Telegraph service	2,200.00	3,000.00	2,175.77		
0510 Telephone service	600.00	700.00	653.63		
0520 Other communication service	50.00	200.00	54.90		
05 Total communication service	2,850.00	3,900.00	2,784.30		
Travel expense:					
0600 Commercial transportation	6,500.00	6,000.00	5,209.23		
0630 Per diem in lieu of subsistence	2,750.00	2,000.00	1,877.25		
06 Total travel expense	9,250.00	8,000.00	7,086.48		
07 Transportation of things (service)	200.00	500.00	289.11		
Printing, binding, photographing, etc.:					
0800 Printing and binding			27.03		
0830 Photographing and blue prints			45.18		
08 Total printing, binding, photographing, etc.			* 72.21		



*Estimates of appropriations required for the service of the fiscal year ending June 30, 1928—Continued*

General object (title of appropriation), date of acts, reference to Statutes at Large, or to Revised Statutes, and estimated amount required for each detailed object				Total amount to be appropriated under each head of appropriation	Amount appropriated for the fiscal year ending June 30, 1927
<i>General Expenses, Indian Service—Continued.</i>					
	Estimated expenditures, 1928 appropriation	Estimated expenditures, 1927 appropriation	Expended and obligated, 1926		
09 Advertising and publication of notices.....	\$50.00	\$50.00	\$17.60		
10 Furnishing of light, heat, power, water, and electricity (service).....	1,000.00	2,000.00	1,934.30		
11 Other rents.....	50.00	100.00	25.50		
12 Repairs and alterations.....	500.00	1,000.00	1,203.65		
13 Special and miscellaneous expenses.....	67.00	217.00	543.56		
Equipment:					
3000 Passenger-carrying vehicles.....			2,078.83		
3010 Furniture, furnishings, and fixtures.....		500.00	965.48		
3020 Educational, scientific, and recreational equipment.....		300.00	361.00		
3050 Other equipment.....	200.00	200.00	111.43		
30 Total equipment.....	200.00	1,000.00	3,516.74		
Reserve.....		900.00			
Total.....	86,000.00	90,000.00	96,348.07		
<i>Purchase and Transportation of Indian Supplies—</i>					
For expenses necessary to the purchase of goods and supplies for the Indian Service, including inspection, pay of necessary employees, and all other expenses connected therewith, including advertising, storage, and transportation of Indian goods and supplies, <b>[\$500,000]</b> \$550,000: <i>Provided</i> , That no part of the sum hereby appropriated shall be used for the maintenance of to exceed three warehouses in the Indian Service: <i>Provided further</i> , That no part of this appropriation shall be used in payment for any services except bill therefor is rendered within one year from the time the service is performed: <i>Provided further</i> , That hereafter from time to time there is authorized to be transferred from each or any appropriation or fund available for the purchase of supplies for the Indian Service, to a fund to be set up and carried on the books of the Treasury as an Indian Service supply fund, such amounts as the Secretary of the Interior may estimate to be required to pay for supplies purchased through Indian warehouses for the Indian field service; and the expenditure of the said Indian Service supply fund for the purpose stated is hereby authorized, necessary adjustments to be made thereafter to the end that each appropriation and fund ultimately will be charged only with the cost of the supplies legally chargeable thereto (acts Aug. 15, 1876, vol. 19, p. 196, sec. 1; May 10, 1926, vol. 44, p. 458).....				\$550,000.00	\$500,000.00
	Estimated expenditures, 1928 appropriation	Estimated expenditures, 1927 appropriation	Expended and obligated, 1926		
Field service:					
Salaries and wages—	Average—	Average—	Average—		
Salary range, \$2,400 to \$3,000; average, \$2,700—	No. 3 Salary \$2,700	No. 3 Salary \$2,700	No. 3 Salary \$2,700		
Superintendents of warehouses.....	3	3	3		
Salary range, \$1,680 to \$2,040; average, \$1,860—					
Senior clerk.....	1 1,920	1 1,920	1 1,860		
Salary range, \$1,500 to \$1,860; average, \$1,680—					
Clerks.....	3 1,700	3 1,700	3 1,680		
Salary range, \$1,320 to \$1,680; average, \$1,500—					
Assistant clerks.....	6 1,524	5 1,524	5 1,500		
Financial clerk.....	1 1,500	1 1,500	1 1,500		
Salary range, \$1,140 to \$1,500; average, \$1,320—					
Junior clerks.....	4 1,365	4 1,365	4 1,350		
Salary range, \$1,020 to \$1,260; average, \$1,140—					
Underclerks.....	7½ 1,258	7½ 1,258	8½ 1,225		
Salary range, \$900 to \$1,140; average, \$1,020—					
Watchman.....	1 900	1 900	1 900		
Ungraded—					
Laborers.....	17½ 1,064	17½ 1,064	17½ 1,064		
Total average number of employees.....	43½	43½	43		
01 Total salaries and wages, field service.....	58,785	58,785	59,340		
Supplies and materials:					
0200 Stationery and office supplies.....	1,000.00	1,000.00	539.07		
0230 Fuel.....	350.00	350.00	260.38		
0280 Sundry supplies.....	800.00	500.00	953.06		
02 Total supplies and materials.....	2,150.00	1,850.00	1,752.51		
Communication service:					
0500 Telegraph service.....	100.00	100.00	42.79		
0510 Telephone service.....	400.00	400.00	327.50		
05 Total communication service.....	500.00	500.00	370.29		

## Estimates of appropriations required for the service of the fiscal year ending June 30, 1928—Continued

General object (title of appropriation), date of acts, reference to Statutes at Large, or to Revised Statutes, and estimated amount required for each detailed object				Total amount to be appropriated under each head of appropriation	Amount appropriated for the fiscal year ending June 30, 1927
<b>Purchase and Transportation of Indian Supplies—Continued.</b>					
	Estimated expenditures, 1928 appropriation	Estimated expenditures, 1927 appropriation	Expended and obligated, 1926		
Travel expenses:					
0600 Commercial transportation.....	\$2,500.00	\$2,500.00	\$2,142.63		
0630 Per diem in lieu of subsistence.....	1,200.00	1,200.00	1,156.00		
06 Total travel expenses.....	3,700.00	3,700.00	3,298.63		
07 Transportation of things (service).....	475,200.00	420,550.00	426,611.54		
09 Advertising and publication of notices.....	500.00	600.00	507.74		
10 Furnishing of heat, light, power, water, and electricity (service).....	1,000.00	1,000.00	124.64		
1100 Rent of buildings and structures.....	7,000.00	7,000.00	6,902.70		
12 Repairs and alterations.....	800.00	800.00	1,000.39		
13 Special and miscellaneous expenses.....	165.00	215.00	39.61		
Equipment:					
3010 Furniture, furnishings and fixtures.....	100.00	100.00	51.95		
3050 Other equipment.....	100.00				
30 Total equipment.....	200.00	100.00	51.95		
Reserve.....		5,000.00			
Total.....	550,000.00	500,000.00	500,000.00		
<b>Inspectors, Indian Service—</b>					
[For pay of special Indian Service inspector and two Indian Service inspectors and actual traveling and incidental expenses, and not to exceed \$4 per diem in lieu of subsistence when actually employed on duty in the field away from home or designated headquarters, \$16,000 (acts Aug. 1, 1914, vol. 38, p. 586, sec. 1; May 10, 1926, vol. 44, p. 458)]					\$16,000.00
NOTE.—Pay of two Indian Service inspectors consolidated in "Salaries, office of Secretary of the Interior"; expenses of two Indian Service inspectors consolidated in "Contingent expenses, Department of the Interior"; and pay and expenses of one special Indian Service inspector consolidated in "General expenses, Indian Service."					
	Estimated expenditures, 1928 appropriation	Estimated expenditures, 1927 appropriation	Expended and obligated, 1926		
Field service:					
Salaries and wages—	Average—	Average—	Average—		
Salary range \$3,800 to \$5,000; average, \$4,400—	No. Salary	No. Salary	No. Salary		
Special inspector.....	1 \$3,800	1 \$3,800	1 \$3,800		
Salary range \$3,000 to \$3,500; average, \$3,300—					
Inspectors.....	2 3,000	2 3,000	2 3,000		
Total average number of employees.....	3	3	3		
Total salaries and wages, field service.....		9,800.00	9,800.00		
Miscellaneous personal services.....			61.51		
01 Total personal services.....		9,800.00	9,861.51		
Travel expenses:					
0600 Commercial transportation.....		3,540.00	2,974.02		
0630 Per diem in lieu of subsistence.....		2,500.00	2,291.00		
06 Total travel expenses.....		6,040.00	5,265.02		
Reserve.....		160.00			
Total.....		16,000.00	15,126.53		
<b>Pay of Judges, Indian Courts—</b>					
For pay of seventy judges of Indian courts where tribal relations now exist (acts June 29, 1888, vol. 25, p. 233, sec. 1; May 10, 1926, vol. 44, p. 458)				\$8,400.00	8,400.00
	Estimated expenditures, 1928 appropriation	Estimated expenditures, 1927 appropriation	Expended and obligated, 1926		
Field service:					
Salaries and wages (ungraded)—	Average—	Average—	Average—		
Judges.....	No. Salary	No. Salary	No. Salary		
	70 \$120	70 \$120	59½ \$120		
Total average number of employees.....	70	70	59½		
01 Total net salaries and wages, field service.....	8,400.00	8,316.00	7,113.82		
Reserve.....		84.00			
Total.....	8,400.00	8,400.00	7,113.82		

*Estimates of appropriations required for the service of the fiscal year ending June 30, 1928—Continued*

General object (title of appropriation), date of acts, reference to Statutes at Large, or to Revised Statutes, and estimated amount required for each detailed object				Total amount to be appropriated under each head of appropriation	Amount appropriated for the fiscal year ending June 30, 1927
<b>Pay of Indian Police—</b> For pay of Indian police, including chiefs of police at not to exceed \$60 per month each and privates at not to exceed \$40 per month each, to be employed in maintaining order, for purchase of equipments and supplies, and for rations for policemen at nonration agencies, <b>[\$165,000] \$160,000</b> ( <i>acts May 27, 1878, vol. 20, p. 86, sec. 1; May 10, 1926, vol. 44, p. 458</i> )				\$160,000.00	\$165,000.00
	Estimated expenditures, 1928 appropriation	Estimated expenditures, 1927 appropriation	Expended and obligated, 1926		
<b>Field service:</b>					
Salaries and wages—	<i>Average—</i>	<i>Average—</i>	<i>Average—</i>		
Salary range, \$800 to \$780; average, \$690—	<i>No. Salary</i>	<i>No. Salary</i>	<i>No. Salary</i>		
Chiefs of police.....	51 \$780	51 \$780	49 \$780		
Chiefs of police.....	5 660	5 660	5 660		
Salary range, \$420 to \$800; average, \$510—					
Privates.....	91 540	91 540	94 540		
Privates.....	124 480	124 480	114 480		
Total average number of employees.....	271	271	262		
Total salaries and wages, field service.....	151,740.00	151,740.00	146,862.37		
Deduct allowances for quarters, fuel, and light.....	16,280.00	16,280.00	15,720.00		
01 Total personal services, cash payment.....	135,460.00	135,460.00	131,142.37		
Supplies and materials:					
0230 Fuel.....	3,000.00	3,000.00	2,590.80		
0240 Wearing apparel and sewing supplies.....	6,000.00	7,000.00	5,877.51		
0250 Forage and other supplies for animals.....	3,000.00	3,000.00	4,421.84		
0260 Provisions.....	9,000.00	10,000.00	8,004.19		
0280 Sundry supplies.....	1,000.00	3,000.00	382.05		
02 Total supplies and materials.....	22,000.00	26,000.00	21,276.39		
12 Repairs and alterations.....	500.00	300.00	269.44		
13 Special and miscellaneous expenses.....	120.00	98.00	31.40		
Equipment:					
3010 Furniture, furnishings, and fixtures.....	500.00		210.27		
3050 Other equipment.....	1,400.00	800.00	562.90		
30 Total equipment.....	1,900.00	800.00	773.17		
Reserve.....		2,322.00			
Outstanding obligations.....			2,505.49		
Total.....	160,000.00	165,000.00	155,998.26		
<b>Suppressing Liquor Traffic Among Indians—</b> For the suppression of the traffic in intoxicating liquors and deleterious drugs, including peyote, among Indians ( <i>acts Jan. 30, 1897, vol. 29, p. 506, sec. 1; May 25, 1918, vol. 40, p. 563, sec. 1; May 10, 1926, vol. 44, p. 458</i> )				22,000.00	22,000.00
	Estimated expenditures, 1928 appropriation	Estimated expenditures, 1927 appropriation	Expended and obligated, 1926		
<b>Field service:</b>					
Salaries and wages—	<i>Average—</i>	<i>Average—</i>	<i>Average—</i>		
Salary range, \$1,680 to \$2,040; average, \$1,860—	<i>No. Salary</i>	<i>No. Salary</i>	<i>No. Salary</i>		
Special officers.....	6 \$1,860	6 \$1,860	6½ \$1,860		
Total average number of employees.....	6	6	6½		
01 Total salaries and wages, field service.....	11,160.00	11,160.00	11,336.72		
Travel expenses:					
0600 Commercial transportation.....	5,800.00	5,800.00	5,198.83		
0630 Per diem in lieu of subsistence.....	4,200.00	4,800.00	3,995.00		
06 Total travel expenses.....	10,000.00	9,500.00	9,194.83		
12 Repairs and alterations.....	240.00	120.00	135.33		
Equipment:					
3000 Passenger-carrying vehicles.....		550.00	561.00		
3050 Other equipment.....	600.00	450.00	48.60		
30 Total equipment.....	600.00	1,000.00	609.60		
Reserve.....		220.00			
Total.....	22,000.00	22,000.00	21,276.48		

## Estimates of appropriations required for the service of the fiscal year ending June 30, 1928—Continued

General object (title of appropriation), date of acts, references to Statutes at Large, or to Revised Statutes, and estimated amount required for each detailed object				Total amount to be appropriated under each head of appropriation	Amount appropriated for the fiscal year ending June 30, 1927
<b>Indian Agency Buildings—</b> For construction, lease, purchase, repair, and improvement of agency buildings, including the purchase of necessary lands and the installation, repair, and improvement of heating, lighting, power, and sewerage and water systems in connection therewith, \$150,000: <i>Provided</i> , That this appropriation shall be available for the payment of salaries and expenses of persons employed in the supervision of construction or repair work of roads and bridges on Indian reservations and other lands devoted to the Indian Service (acts Mar. 1, 1893, vol. 22, p. 448, sec. 1; Mar. 3, 1911, vol. 36, p. 1060, sec. 1; May 10, 1926, vol. 44, p. 458)-----				\$150,000.00	\$150,000.00
	Estimated expenditures, 1928 appropriation	Estimated expenditures, 1927 appropriation	Expended and obligated, 1926		
Field service:					
Salaries and wages—	Average—	Average—	Average—		
Salary range, \$2,100 to \$2,700; average, \$2,400—	No. Salary	No. Salary	No. Salary		
Superintendent of construction-----	1 2,850	1 2,850	1 2,600		
Total average number of employees-----	1	1	1		
Total salaries and wages, field service-----	1,900.00	1,900.00	1,733.00		
Deduct allowances for quarters, fuel, and light-----	200.00	200.00			
01 Total personal services, cash payment-----	1,700.00	1,700.00	1,733.00		
02 Sundry supplies-----	50.00	50.00	6.40		
Travel expenses:					
0600 Commercial transportation-----	400.00	400.00	400.00		
0630 Per diem in lieu of subsistence-----	100.00	100.00	30.07		
06 Total travel expenses-----	500.00	500.00	430.07		
11 Rent of buildings and structures-----	18,000.00	18,000.00	19,003.21		
12 Repairs and alterations-----	110,000.00	100,000.00	101,163.82		
32 Structures-----	19,750.00	28,250.00	19,669.10		
Reserve-----		1,500.00			
Total-----	150,000.00	150,000.00	142,005.60		
<b>Vehicles, Indian Service—</b> That not to exceed <b>[\$150,000] \$140,000</b> of applicable appropriations made herein for the Bureau of Indian Affairs shall be available for the maintenance, repair, and operation of motor-propelled and horse-drawn passenger-carrying vehicles for the use of superintendents, farmers, physicians, field matrons, allotting, irrigation, and other employees in the Indian field service: <i>Provided</i> , That not to exceed <b>[\$14,000] \$3,000</b> may be used in the purchase of horse-drawn passenger-carrying vehicles, and not to exceed <b>[\$35,000] \$33,000</b> for the purchase of motor-propelled passenger-carrying vehicles, and that such vehicles shall be used only for official service (acts July 16, 1914, vol. 38, p. 508, sec. 5; May 10, 1926, vol. 44, p. 459).					
<b>Replacement of Property Destroyed by Fire, Flood, or Storm—(Authorization)—</b> That to meet possible emergencies, not exceeding \$100,000 of the appropriations made by this act for support of reservation and nonreservation schools, for school and agency buildings, and for preservation of health among Indians, shall be available, upon approval of the Secretary of the Interior, for replacing any buildings, equipment, supplies, livestock, or other property of those activities of the Indian Service above referred to which may be destroyed or rendered unserviceable by fire, flood, or storm: <i>Provided</i> , That the limit of \$7,500 for new construction contained in the appropriation for Indian school buildings shall not apply to such emergency expenditures: <i>And provided further</i> , That any diversions of appropriations made hereunder shall be reported to Congress on the first Monday in December, <b>[1927] 1928</b> (act May 10, 1926, vol. 44, p. 459).					
<b>Determining Heirs of Deceased Indian Allottees—</b> For the purpose of determining the heirs of deceased Indian allottees having right, title, or interest in any trust or restricted property, under regulations prescribed by the Secretary of the Interior, <b>[\$70,000] \$64,000</b> , reimbursable as provided by existing law, of which \$14,000 shall be available for personal services in the District of Columbia: <i>Provided</i> , That the provisions of this paragraph shall not apply to the Osage Indians nor to the Five Civilized Tribes of Oklahoma (acts June 25, 1910, vol. 36, p. 855, sec. 1; Feb. 14, 1920, vol. 41, p. 413, sec. 1; Mar. 3, 1921, vol. 41, p. 1230, sec. 1; May 10, 1926, vol. 44, p. 459)-----				64,000.00	70,000.00

*Estimates of appropriations required for the service of the fiscal year ending June 30, 1928—Continued*

General object (title of appropriation), date of acts, references to Statutes at Large, or to Revised Statutes, and estimated amount required for each detailed object				Total amount to be appropriated under each head of a appropriation	Amount appropriated for the fiscal year ending June 30, 1927
<b>Determining Heirs of Deceased Indian Allottees—Continued.</b>					
	Estimated expenditures, 1928 appropriation	Estimated expenditures, 1927 appropriation	Expended and obligated, 1926		
Departmental service:					
Salaries—					
Professional service—					
Grade 3, \$3,000 to \$3,600; average, \$3,300—	Average— No. 1 Salary \$3,100	Average— No. 1 Salary \$3,100	Average— No. 1 Salary \$3,100		
Associate attorney					
Grade 2, \$2,400 to \$3,000; average, \$2,700—	3 2,400	3 2,400	2½ 2,400		
Assistant attorneys					
Grade 1, \$1,860 to \$2,400; average, \$2,111.42—			½ 2,150		
Junior attorney					
Clerical, administrative, and fiscal service—					
Grade 5, \$1,860 to \$2,400; average, \$2,111.42—			½ 1,860		
Senior clerk					
Grade 3, \$1,500 to \$1,860; average \$1,680—	2 1,680	2 1,680	2 1,647		
Senior stenographers					
Total average number of employees	6	6	6½		
Total salaries, departmental service	13,660.00	13,660.00	13,719.40		
Field service:					
Salaries and wages—					
Salary range, \$2,100 to \$2,700; average, \$2,400—	10 2,700	10½ 2,700	12½ 2,700		
Examiners of inheritance					
Salary range, \$1,140 to \$1,500; average, \$1,320—			7½ 1,500		
Stenographers and typewriters			5 1,512		
Clerks	10 1,515	11½ 1,515			
Junior clerks					
Total average number of employees	20	22	24½		
Total salaries and wages, field service	42,060.00	45,710.00	51,160.00		
Deduct allowances for quarters, fuel, and light			4,880.00		
Cash payment, salaries and wages	42,060.00	45,710.00	46,280.00		
The difference between 1928 and 1927 is due to decrease in force, \$3,650.					
Miscellaneous and temporary labor, \$4 to \$1 per day (interpreters)	3,000.00	3,000.00	2,642.51		
Total salaries and wages, field service	45,060.00	48,710.00	48,922.51		
01 Total personal services	58,720.00	62,370.00	62,641.91		
Supplies and materials:					
0230 Fuel	550.00	150.00	143.26		
0280 Sundry supplies	100.00		15.15		
02 Total supplies and materials	650.00	150.00	158.41		
Travel expenses:					
0600 Commercial transportation	900.00	2,600.00	3,654.02		
0630 Per diem in lieu of subsistence	100.00	100.00	125.00		
06 Total travel expenses	1,000.00	2,700.00	3,779.02		
07 Transportation of things (service)	50.00	50.00	35.75		
10 Furnishing of heat, light, power, water, and electricity (service)			21.65		
Rents:					
1100 Rent of buildings and structures	250.00	250.00	228.50		
1110 Other rents	50.00	50.00	22.50		
11 Total rents	300.00	300.00	251.00		
12 Repairs and alterations	1,500.00	1,130.00	1,267.28		
13 Special and miscellaneous expenses	480.00				
Equipment:					
3000 Passenger-carrying vehicles	1,100.00	2,600.00	650.00		
3010 Furniture, furnishings, and fixtures	100.00		203.90		
3050 Other equipment	100.00		18.59		
30 Total equipment	1,300.00	2,600.00	872.49		
Reserve		700.00			
Total	64,000.00	70,000.00	69,027.51		
<b>Probate Attorneys, Five Civilized Tribes, Oklahoma—</b>					
For salaries and expenses of such attorneys and other employees as the Secretary of the Interior may, in his discretion, deem necessary in probate matters affecting restricted allottees or their heirs in the Five Civilized Tribes and in the several tribes of the Quapaw Agency, and for the costs and other necessary expenses incident to suits instituted or conducted by such attorneys, [\$38,000] \$37,000: <i>Provided</i> , That no part of this appropriation shall be available for the payment of attorneys or other employees unless appointed after a competitive examination by the Civil Service Commission and from an eligible list furnished by such commission (acts Aug. 1, 1914, vol. 38, p. 598, sec. 17; May 10, 1926, vol. 44, p. 459)				\$37,000.00	\$38,000.00

*Estimates of appropriations required for the service of the fiscal year ending June 30, 1928—Continued*

General object (title of appropriation), date of acts, references to Statutes at Large, or to Revised Statutes, and estimated amount required for each detailed object				Total amount to be appropriated under each head of appropriation	Amount appropriated for the fiscal year ending June 30, 1927
<i>Probate Attorneys, Five Civilized Tribes, Oklahoma—Continued.</i>					
	Estimated expenditures, 1928 appropriation	Estimated expenditures, 1927 appropriation	Expended and obligated, 1926		
Field service:					
Salaries and wages—	<i>Average—</i>	<i>Average—</i>	<i>Average—</i>		
Salary range, \$3,000 to \$3,600; average, \$3,300—	No. Salary	No. Salary	No. Salary		
Supervising probate attorney.....	1 \$3,000	1 \$3,000	1 \$3,000		
Salary range, \$2,400 to \$3,000; average, \$2,700—					
Probate attorneys.....	7 2,786	7 2,786	6½ 2,786		
Salary range, \$1,860 to \$2,400; average, \$2,100—					
Principal clerk.....	1 2,100	1 2,100	1 2,100		
Salary range, \$1,320 to \$1,680; average, \$1,500—					
Assistant clerk.....			1 1,500		
Salary range, \$1,140 to \$1,500; average, \$1,320—					
Junior clerks.....	3 1,320	3 1,320	5½ 1,300		
Salary range, \$1,020 to \$1,260; average, \$1,140—					
Underclerks.....	3 1,160	3 1,160	1 1,140		
Total average number of employees.....	15	15	16½		
01 Total salaries and wages, field service.....	32,040.00	32,040.00	33,353.71		
Supplies and materials:					
0200 Stationery and office supplies.....			3.25		
0230 Fuel.....			8.37		
0280 Sundry supplies.....		50.00	9.20		
02 Total supplies and materials.....		50.00	20.82		
Communication service:					
0510 Telephone service.....	650.00	650.00	826.91		
0520 Other communication service.....	50.00	50.00	16.95		
05 Total communication service.....	700.00	700.00	843.86		
Travel expenses:					
0600 Commercial transportation.....	2,700.00	2,800.00	2,700.00		
0630 Per diem in lieu of subsistence.....	800.00	1,000.00	920.44		
06 Total travel expenses.....	3,500.00	3,800.00	3,620.44		
1100 Rent of buildings and structures.....	700.00	900.00	930.00		
12 Repairs and alterations.....		70.00	64.63		
13 Special and miscellaneous expenses.....	60.00	10.00	3.34		
3010 Furniture, furnishings, and fixtures.....		50.00	80.75		
Reserve.....		380.00			
Total.....	37,000.00	38,000.00	38,917.55		
<i>Expenses of Indian Commissioners—</i>					
For expenses of the Board of Indian Commissioners, <b>[\$10,000]</b> \$11,000, of which amount not to exceed <b>[\$7,560]</b> \$7,800 may be expended for personal services in the District of Columbia (acts Apr. 10, 1869, vol. 16, p. 40, sec. 4; May 10, 1926, vol. 44, p. 459).....				\$11,000.00	\$10,000.00
	Estimated expenditures, 1928 appropriation	Estimated expenditures, 1927 appropriation	Expended and obligated, 1926		
Departmental service:					
Salaries—	<i>Average—</i>	<i>Average—</i>	<i>Average—</i>		
Clerical, administrative, and fiscal service—	No. Salary	No. Salary	No. Salary		
Grade 11, \$3,800 to \$5,000; average, \$4,400—	1 \$4,000	1 \$3,800	1 \$3,800		
Administrative officer.....					
Grade 5, \$1,860 to \$2,400; average, \$2,100—					
Senior clerk.....	1 2,100	1 2,100	1 2,100		
Grade 3, \$1,500 to \$1,860; average, \$1,680—					
Senior stenographer.....	1 1,560	1 1,560	1 1,560		
Total average number of employees.....	3	3	3		
01 Total salaries, departmental service.....	7,660	7,460	7,460		
The difference between 1927 and 1928 is due to increase in salaries, \$200.					
02 Sundry supplies.....	100.00	100.00	29.71		
Communication service:					
0500 Telegraph service.....	25.00	25.00	7.42		
0510 Telephone service.....	50.00	50.00	40.55		
05 Total communication service.....	75.00	75.00	47.97		
Travel expense:					
0600 Commercial transportation.....	1,665.00	1,110.00	1,094.88		
0630 Per diem in lieu of subsistence.....	1,500.00	1,165.00	1,028.00		
06 Total travel expenses.....	3,165.00	2,265.00	2,122.88		
Outstanding obligations reserve.....		100.00			
Total.....	11,000.00	10,000.00	9,660.56		

*Estimates of appropriations required for the service of the fiscal year ending June 30, 1928—Continued*

General object (title of appropriation), date of acts, references to Statutes at Large, or to Revised Statutes, and estimated amount required for each detailed object				Total amount to be appropriated under each head of appropriation	Amount appropriated for the fiscal year ending June 30, 1927
<b>Surveying and Allotting Indian Reservations (Reimbursable)—</b>					
For the survey, resurvey, classification, and allotment of lands in severalty under the provisions of the act of February 8, 1887 (Twenty-fourth Statutes at Large, page 388), entitled "An act to provide for the allotment of lands in severalty to Indians," and under any other act or acts providing for the survey or allotment of Indian lands, \$40,000, reimbursable: <i>Provided</i> , That no part of said sum shall be used for the survey, resurvey, classification, or allotment of any land in severalty on the public domain to any Indian, whether of the Navajo or other tribes, within the State of New Mexico and the State of Arizona, who was not residing upon the public domain prior to June 30, 1914 ( <i>acts Feb. 8, 1887, vol. 24, p. 388, sec. 1; May 10, 1926, vol. 44, p. 459</i> )				\$40,000.00	\$40,000.00
	Estimated expenditures, 1928 appropriation	Estimated expenditures, 1927 appropriation	Expended and obligated, 1926		
<b>Field service:</b>					
Salaries and wages—					
Salary range, \$2,400 to \$3,000; average, \$2,700—	<i>Average—</i>	<i>Average—</i>	<i>Average—</i>		
Surveyor.....	No. 1 Salary \$2,400	No. 1 Salary \$2,400	No. 1 Salary \$2,400		
Special allotting agents.....	2 2,500	2 2,500	3 2,333		
Total average number of employees.....	3	3	4		
Total salaries and wages, field service.....	7,400.00	7,400.00	9,500.00		
Deduct allowances for quarters, fuel, and light.....	600.00	600.00	900.00		
Cash payment, salaries and wages.....	6,800.00	6,800.00	8,600.00		
Miscellaneous and temporary labor, \$8 to \$2.50 per day.....	20,000.00	20,000.00	28,346.95		
Total personal services.....	26,800.00	26,800.00	36,946.95		
Supplies and materials:					
0230 Fuel.....	500.00	500.00	519.04		
0250 Forage and other supplies for animals.....	150.00	100.00	219.97		
0260 Provisions.....	3,800.00	4,000.00	3,678.23		
0280 Sundry supplies.....	2,200.00	2,000.00	2,419.56		
02 Total supplies and materials.....	6,650.00	6,600.00	6,836.80		
Communication service:					
0500 Telegraph service.....			2.60		
0510 Telephone service.....	25.00	25.00	10.21		
05 Total communication service.....	25.00	25.00	12.81		
Travel expenses:					
0600 Commercial transportation.....	3,500.00	3,500.00	3,447.21		
0630 Per diem in lieu of subsistence.....	400.00	500.00	265.00		
06 Total travel expenses.....	3,900.00	4,000.00	3,712.21		
07 Transportation of things (service).....			11.43		
Printing, binding, photographing, etc.:					
0800 Printing and binding.....	150.00	150.00	148.00		
0830 Photographing and blue prints.....	25.00	25.00	10.58		
08 Total printing, binding, photographing, etc.....	175.00	175.00	158.58		
Rents:					
1100 Rent of buildings and structures.....	175.00	200.00	180.00		
1110 Other rents.....	175.00	200.00	171.32		
11 Total rents.....	350.00	400.00	351.32		
12 Repairs and alterations.....	1,400.00	1,000.00	1,748.53		
13 Special and miscellaneous expenses.....	100.00	100.00	30.00		
Equipment:					
3000 Passenger-carrying vehicles.....			659.27		
3010 Furniture, furnishings, and fixtures.....			36.60		
3020 Educational, scientific, and recreational equipment.....	100.00		68.00		
3040 Livestock.....			110.00		
3050 Other equipment.....	500.00	500.00	355.40		
30 Total equipment.....	500.00	500.00	1,229.27		
Reserve.....		400.00			
Total.....	40,000.00	40,000.00	51,037.90		
<b>Enrollment, Allotments, etc., Northern Cheyenne Reservation, Montana—</b>					
[Northern Cheyenne Reservation, Montana: For expenses of making the tribal roll, compiling list of lands, surveys and classifications, and all other expenses connected with the allotments authorized by the act entitled "An act to provide for allotting in severalty lands within the Northern Cheyenne Indian Reservation in Montana, and for other purposes," approved June 3, 1926, fiscal year 1927 ( <i>act July 3, 1926, vol. 44, p. 856</i> )]					27,500.00
13 Special and miscellaneous expenses: Expenditures—1927, \$27,225; reserve, \$275; total, \$27,500.					

*Estimates of appropriations required for the service of the fiscal year ending June 30, 1928—Continued*

General object (title of appropriation), date of acts, references to Statutes at Large, or to Revised Statutes, and estimated amount required for each detailed object				Total amount to be appropriated under each head of appropriation	Amount appropriated for the fiscal year ending June 30, 1927																																				
<b>Advertising Sale of Indian Lands (Reimbursable)—</b> For the payment of newspaper advertisements of sales of Indian lands, \$500, reimbursable from payments by purchasers of costs of sale, under such rules and regulations as the Secretary of the Interior may prescribe ( <i>acts Feb. 14, 1920, vol. 41, p. 414, sec. 1; May 10, 1926, vol. 44, p. 460</i> ) -----				\$500. 00	\$500. 00																																				
09 Advertising and publication of notices: Expenditures—1928, \$500; 1927, \$496; reserve, \$6; total, \$500; 1926, \$638.96.																																									
<b>Counsel for Pueblo Indians of New Mexico—</b> For the pay of one special attorney for the Pueblo Indians of New Mexico, to be designated by the Secretary of the Interior, and for necessary traveling expenses of said attorney, [\$3,000] \$3,000, or so much thereof as the Secretary of the Interior may deem necessary ( <i>acts July 1, 1898, vol. 30, p. 594, sec. 1; June 30, 1919, vol. 41, p. 18, sec. 13; May 10, 1926, vol. 44, p. 460</i> ) -----				3, 300. 00	3, 000. 00																																				
<table><tr><td></td><td>Estimated expenditures, 1928 appropriation</td><td>Estimated expenditures, 1927 appropriation</td><td>Expended and obligated, 1926</td></tr><tr><td>Field service:</td><td></td><td></td><td></td></tr><tr><td>Salaries and wages—</td><td>Average—</td><td>Average—</td><td>Average—</td></tr><tr><td>Salary range, \$3,000 to \$3,600; average, \$3,300—</td><td>No. 1 Salary \$3,000</td><td>No. 1 Salary \$3,000</td><td>No. 1 Salary \$3,000</td></tr><tr><td>Special attorney for Pueblo Indians-----</td><td>1 3,000</td><td>1 3,000</td><td>1 3,000</td></tr><tr><td>Total average number of employees-----</td><td>1</td><td>1</td><td>1</td></tr><tr><td>Total gross salaries and wages-----</td><td>3,000</td><td>3,000</td><td>3,000</td></tr><tr><td>13 Special and miscellaneous expenses-----</td><td>300</td><td></td><td></td></tr><tr><td>Total-----</td><td>3,300</td><td>3,000</td><td>3,000</td></tr></table>					Estimated expenditures, 1928 appropriation	Estimated expenditures, 1927 appropriation	Expended and obligated, 1926	Field service:				Salaries and wages—	Average—	Average—	Average—	Salary range, \$3,000 to \$3,600; average, \$3,300—	No. 1 Salary \$3,000	No. 1 Salary \$3,000	No. 1 Salary \$3,000	Special attorney for Pueblo Indians-----	1 3,000	1 3,000	1 3,000	Total average number of employees-----	1	1	1	Total gross salaries and wages-----	3,000	3,000	3,000	13 Special and miscellaneous expenses-----	300			Total-----	3,300	3,000	3,000		
	Estimated expenditures, 1928 appropriation	Estimated expenditures, 1927 appropriation	Expended and obligated, 1926																																						
Field service:																																									
Salaries and wages—	Average—	Average—	Average—																																						
Salary range, \$3,000 to \$3,600; average, \$3,300—	No. 1 Salary \$3,000	No. 1 Salary \$3,000	No. 1 Salary \$3,000																																						
Special attorney for Pueblo Indians-----	1 3,000	1 3,000	1 3,000																																						
Total average number of employees-----	1	1	1																																						
Total gross salaries and wages-----	3,000	3,000	3,000																																						
13 Special and miscellaneous expenses-----	300																																								
Total-----	3,300	3,000	3,000																																						
<b>Sale of Unallotted Lands, etc., Five Civilized Tribes (Tribal Funds)—</b> For payment of salaries of employees and other expenses of advertising and sale in connection with the further sales of unallotted lands and other tribal property belonging to any of the Five Civilized Tribes, including the advertising and sale of the land within the segregated coal and asphalt area of the Choctaw and Chickasaw Nations, or of the surface thereof, as provided for in the act approved February 22, 1921, entitled "An act authorizing the Secretary of the Interior to offer for sale remainder of the coal and asphalt deposits in segregated mineral land in the Choctaw and Chickasaw Nations, State of Oklahoma" (Forty-first Statutes at Large, page 1107), and of the improvements thereon, which is hereby expressly authorized, and for other work necessary to a final settlement of the affairs of the Five Civilized Tribes, [\$6,500] \$6,000, to be paid from the proceeds of sales of such tribal lands and property: <i>Provided</i> , That not to exceed \$2,000 of such amount may be used in connection with the collection of rents of unallotted lands and tribal buildings: <i>Provided further</i> , That the Secretary of the Interior is hereby authorized to continue during the ensuing fiscal year the tribal and other schools among the Choctaw, Chickasaw, Creek, and Seminole Tribes from the tribal funds of those nations, within his discretion and under such rules and regulations as he may prescribe: <i>Provided further</i> , That for the current fiscal year money may be so expended from such tribal funds for equalization of allotments, per capita, and other payments authorized by law to individual members of the respective tribes, tribal and other Indian schools under existing law, salaries and contingent expenses of the governor of the Chickasaw Nation and chief of the Choctaw Nation and one mining trustee for the Choctaw and Chickasaw Nations at salaries at the rate heretofore paid and the chief of the Creek Nation at a salary not to exceed \$600 per annum, and one attorney each for the Choctaw and Chickasaw Tribes employed under contract approved by the President under existing law: <i>Provided further</i> , That the expenses of any of the above-named officials shall not exceed \$2,500 per annum each for chiefs and governor except in the case of tribal attorneys, whose expenses shall be determined and limited by the Commissioner of Indian Affairs, not to exceed \$4,000 each: <i>And provided further</i> , That the Secretary of the Interior is hereby empowered, during the fiscal year ending June 30, [1927] 1928, to expend funds of the Choctaw, Chickasaw, Creek, and Seminole Nations available for school purposes under existing law for such repairs, improvements, or new buildings as he may deem essential for the proper conduct of the several schools of said tribes ( <i>acts July 1, 1902, vol. 32, p. 542, sec. 14; Aug. 1, 1914, vol. 38, p. 599, sec. 17; May 10, 1926, vol. 44, p. 460</i> ).																																									



*Estimates of appropriations required for the service of the fiscal year ending June 30, 1928—Continued*

General object (title of appropriation), date of acts, references to Statutes at Large, or to Revised Statutes, and estimated amount required for each detailed object				Total amount to be appropriated under each head of appropriation	Amount appropriated for the fiscal year ending June 30, 1927
<i>Sale of Unallotted Lands, etc., Five Civilized Tribes (Tribal Funds)—Continued.</i>					
	Estimated expenditures, 1928 appropriation	Estimated expenditures, 1927 appropriation	Expended and obligated, 1926		
Field service:					
Salaries and wages—					
Salary range, \$1,860 to \$2,400; average, \$2,100—	Average—	Average—	Average—		
Principal clerk	No. 1 Salary \$2,100	No. 1 Salary \$2,100	No. 1 Salary \$2,100		
Salary range, \$1,500 to \$1,860; average, \$1,680—					
Clerk	1 1,680	1 1,680	1 1,680		
Salary range, \$1,140 to \$1,500; average, \$1,320—					
Junior clerk	1 1,320	1 1,320	1 1,380		
Salary range, \$1,020 to \$1,260; average, \$1,140—					
Junior clerk			1 1,260		
Underclerk	1 1,260	1 1,260			
Total average number of employees	4	4	3 1/2		
Total salaries and wages, field service	6,360	6,360	5,486		
Deduct allowances for quarters, fuel, and light	720	720	645		
01 Total personal services, cash payment	5,640	5,640	4,841		
02 Fuel			35.43		
06 Commercial transportation	300.00	450.00	337.65		
09 Advertising and publication of notices	50.00	100.00	43.20		
12 Repairs and alterations		100.00	25.07		
13 Special and miscellaneous expenses	10.00	210.00	62.75		
Total	6,000.00	6,500.00	5,345.10		
<i>Purchase of Lands for Landless Indians in California—</i>					
For the purchase of lands for the homeless Indians in California, including improvements thereon, for the use and occupancy of said Indians, [\$7,000] \$5,000, said funds to be expended under such regulations and conditions as the Secretary of the Interior may prescribe (acts May 27, 1902, vol. 32, p. 257, sec. 1; May 10, 1926, vol. 44, p. 461)				\$5,000.00	\$7,000.00
31 Land and interest in land: Expenditures—1928, \$5,000; 1927, \$6,930; reserve, \$70; total, \$7,000; 1926, \$6,500.					
<i>Land for Cahuilla Reservation, California—</i>					
[Purchase of land for Cahuilla Indian Reservation, California: For the purchase of a certain tract of land containing approximately twenty acres situated adjacent to the Cahuilla Indian Reservation, California, and now included in the patented homestead entry of one Frank N. Clark, as authorized by the act approved April 14, 1926, fiscal year 1927 (act July 3, 1926, vol. 44, p. 855)]					2,000.00
31 Land and interest in land: Expenditure—1927, \$2,000.					
<i>Land for Santa Ysabel Reservation, California—</i>					
[Santa Ysabel Reservation, California: For the purchase of land and payment of expenses incurred in connection therewith as authorized by the act entitled "An act to authorize the Secretary of the Interior to purchase certain lands in California to be added to the Santa Ysabel Indian Reservation and authorizing an appropriation of funds therefor," approved June 3, 1926, fiscal year 1927 (act July 3, 1926, vol. 44, p. 856)]					25,000.00
31 Land and interest in land: Expenditure—1927, \$24,750; reserve, \$250; total, \$25,000.					
<i>Purchase of Lands for Choctaw Indians, Mississippi—</i>					
For the purchase of lands, including improvements thereon, not exceeding eighty acres for any one family, for the use and occupancy of the full-blood Choctaw Indians of Mississippi, to be expended under conditions to be prescribed by the Secretary of the Interior for its repayment to the United States under such rules and regulations as he may direct (acts May 25, 1913, vol. 40, p. 573, sec. 9; May 10, 1926, vol. 44, p. 461)				3,500.00	3,500.00
31 Land and interest in land: Expenditures—1928, \$3,500; 1927, \$3,465; reserve, \$35; total, \$3,500; 1926, \$3,300.					
<i>Land for Reno Indian Colony, Nevada—</i>					
[Reno Indian Colony, Nevada: For the purchase of land in accordance with the act entitled "An act to authorize the Secretary of the Interior to purchase certain land in Nevada to be added to the present site of the Reno Indian Colony, and authorizing the appropriation of funds therefor," approved May 10, 1926, fiscal year 1927 (act July 3, 1926, vol. 44, p. 856)]					4,300.00
31 Land and interest in land: Expenditure—1927, \$4,257; reserve, \$43; total, \$4,300.					

*Estimates of appropriations required for the service of the fiscal year ending June 30, 1928—Continued*

General object (title of appropriation), date of acts, references to Statutes at Large, or to Revised Statutes, and estimated amount required for each detailed object	Total amount to be appropriated under each head of appropriation	Amount appropriated for the fiscal year ending June 30, 1927
--	--	--

*Expenses, Closing Affairs Eastern Cherokees, North Carolina—*

For carrying out the provisions of the act entitled "An act providing for the final disposition of the affairs of the Eastern Band of Cherokee Indians in North Carolina," approved June 4, 1924, [§8,000] \$7,000, or so much thereof as may be necessary (*acts Mar. 8, 1925, vol. 48, p. 1149; May 10, 1926, vol. 44, p. 461*)-----

\$7,000.00

\$8,000.00

	Estimated expenditures, 1928 appropriation	Estimated expenditures, 1927 appropriation	Expended and obligated, 1926
<b>Field service:</b>			
Salaries and wages—			
Salary range, \$1,860 to \$2,400; average, \$2,100—	<i>Average—</i>	<i>Average—</i>	<i>Average—</i>
Special allotting agent.....	No. 1 Salary \$2,700	No. 1½ Salary \$2,700	No. 1½ Salary \$2,700
Salary range, \$1,520 to \$1,680; average, \$1,500—	2 1,500	2 1,500	
Clerks.....			
Total average number of employees.....	3	2½	1½
Total salaries and wages, field service.....	5,700.00	4,350.00	1,779.37
Deduct allowances for quarters, fuel, and light.....	360.00	360.00	175.00
Cash payment, salaries and wages.....	5,340.00	3,990.00	1,604.37
The difference between 1927 and 1928 is due to increase in force \$1,350.			
Miscellaneous and temporary labor, \$4 to \$1 per day.....		2,000.00	
01 Total personal services.....	5,340.00	5,990.00	1,604.37
02 Sundry supplies.....	1,000.00	1,000.00	
06 Commercial transportation.....	400.00	400.00	275.10
13 Special and miscellaneous expenses.....	260.00	530.00	66.10
30 Furniture, furnishings, and fixtures.....			134.70
Reserve.....		80.00	
Total.....	7,000.00	8,000.00	2,080.27

*Kiowas, Comanches, and Apaches, Homesteads, Oklahoma (Tribal Funds)—*

For maintenance and support and improvement of the homesteads of the Kiowa, Comanche, and Apache Tribes of Indians in Oklahoma [§100,000] \$200,000, to be paid from the funds held by the United States in trust for said Indians and to be expended under such rules and regulations as the Secretary of the Interior may prescribe: *Provided*, That the Secretary of the Interior shall report to Congress on the first Monday in December, [1927] 1928, a detailed statement as to all moneys expended as provided for herein (*acts Apr. 4, 1910, vol. 36, p. 280, sec. 18; May 10, 1926, vol. 44, p. 461*).

51 Per capita payment: Expenditures—1928, \$200,000; 1927, \$100,000; 1926, \$149,888.

*Industrial Work and Care of Timber—*

For the purposes of preserving living and growing timber on Indian reservations and allotments, and to educate Indians in the proper care of forests; for the employment of suitable persons as matrons to teach Indian women and girls housekeeping and other household duties, for necessary traveling expenses of such matrons, and for furnishing necessary equipments and supplies and renting quarters for them where necessary; for the conducting of experiments on Indian school or agency farms designed to test the possibilities of soil and climate in the cultivation of trees, grains, vegetables, cotton, and fruits, and for the employment of practical farmers and stockmen, in addition to the agency and school farmers now employed; for necessary traveling expenses of such farmers and stockmen and for furnishing necessary equipment and supplies for them; and for superintending and directing farming and stock raising among Indians, [§402,000] \$875,000: *Provided*, That this appropriation shall be available for the expenses of administration of Indian forest lands from which timber is sold to the extent only that proceeds from the sales of timber from such lands are insufficient for that purpose: *Provided further*, That the foregoing shall not, as to timber, apply to the Menominee Indian Reservation in Wisconsin: *Provided further*, That not to exceed \$20,000 of the amount herein appropriated may be used to conduct experiments on Indian school or agency farms to test the possibilities of soil and climate in the cultivation of trees, cotton, grain, vegetables, and fruits: *Provided also*, That the amounts paid to matrons, foresters, farmers, physicians, nurses, and other hospital employees, and stockmen provided for in this act shall not be included within the limitations on salaries and compensation of employees contained in the act of August 24, 1912 (*acts Apr. 30, 1908, vol. 35, p. 72, sec. 1; May 10, 1926, vol. 44, p. 461*)-----

375,000.00

402,000.00

## Estimates of appropriations required for the service of the fiscal year ending June 30, 1928—Continued

General object (title of appropriation), date of acts, references to Statutes at Large, or to Revised Statutes, and estimated amount required for each detailed object				Total amount to be appropriated under each head of appropriation	Amount appropriated for the fiscal year ending June 30, 1927
<i>Industrial Work and Care of Timber—Continued.</i>					
	Estimated expenditures, 1928 appropriation	Estimated expenditures, 1927 appropriation	Expended and obligated, 1926		
Field service:					
Salaries and wages—	Average—	Average—	Average—		
Salary range, \$5,200 to \$6,000; average, \$5,600—	No. 1 Salary \$5,200	No. 1 Salary \$5,200	No. 1 Salary \$5,200		
Chief supervisor of forests.....	1 3,800	1 3,800	1 3,800		
Salary range, \$3,800 to \$5,000; average, \$4,400—					
Forest valuation engineer.....	1 3,300	1 3,300	1 3,300		
Salary range, \$3,000 to \$3,600; average, \$3,300—					
Supervisors of forests.....	2 3,000	2 3,000	2 3,000		
Lumberman.....	1 2,700	1 2,700	1 2,700		
Salary range, \$2,400 to \$3,000; average, \$2,700—					
Forest supervisor.....	1 2,700	1 2,700	1 2,700		
Forest examiners.....	2 2,700	2 2,700	2 2,700		
Logging engineer.....	1 2,700	1 2,700	1 2,700		
Topographer.....	1 2,400	1 2,400	1 2,400		
Salary range, \$2,100 to \$2,700; average, \$2,400—					
Deputy supervisors of forests.....	4 2,400	4 2,400	3 2,400		
Supervisor of field nurses and field matrons.....			1 2,400		
Salary range, \$1,860 to \$2,400; average, \$2,100—					
Wireman.....	1 2,200	1 2,200	1 2,200		
Forest ranger.....	1 2,100	1 2,100	1 2,100		
Senior forest ranger.....	1 2,100	1 2,100	1 2,100		
Stock detective.....	1 2,100	1 2,100	1 2,100		
Salary range, \$1,680 to \$2,040; average, \$1,860—					
Senior forest ranger.....	1 1,860	1 1,860	1 1,860		
Forest assistant.....	1 1,680	1 1,680	1 1,680		
Salary range, \$1,500 to \$1,860; average, \$1,680—					
Field nurse.....	1 1,680	1 1,680	8 1,680		
Scaler.....	1 1,680	1 1,680	1 1,680		
Salary range, \$1,320 to \$1,680; average, \$1,500—					
Superintendent of livestock.....	1 1,680	1 1,680	2 1,620		
Farmers.....	21 1,617	21 1,617	20 1,610		
Stockmen.....	7 1,577	7 1,577	6 1,580		
Forest guards.....	2 1,620	1 1,620	3 1,620		
Salary range, \$1,140 to \$1,500; average, \$1,320—					
Farmers.....	76 1,391	76 1,391	76 1,390		
Field matrons.....	34 1,389	34 1,389	34 1,391		
Stockmen.....	8 1,403	8 1,403	8 1,403		
Field and outing matron.....	1 1,410	1 1,410	1 1,200		
Forest guards.....	5 1,332	5 1,332	5 1,332		
Matron.....	1 1,320	1 1,320			
Salary range, \$1,020 to \$1,260; average, \$1,140—					
Stockmen.....	2 1,320	2 1,320			
Farmer.....	1 1,200	1 1,200			
Forest guard.....	1 1,140	1 1,140	1 1,140		
Salary range, \$900 to \$1,140; average, \$1,020—					
Junior forest guard.....	1 1,020	1 1,020	1 1,020		
Salary range, \$750 to \$1,020; average, \$900—					
Stockmen.....	3 1,000	3 1,000	3 980		
Housekeeper.....	1 900	1 900	1 900		
Salary range, \$420 to \$600; average, \$510—					
Field matrons.....	3 540	3 540	3 540		
Ungraded—					
Laborers.....	3 1,020	3 1,020	3 1,020		
Total average number of employees.....	191 1/2	191 1/2	194 1/2		
Total salaries and wages, field service.....	292,900.00	292,900.00	301,160.00		
Deduct allowances for quarters, fuel, and light.....	30,010.00	30,010.00	30,460.00		
Cash payment, salaries and wages.....	262,890.00	262,890.00	270,700.00		
Miscellaneous and temporary labor, \$4 to \$1 per day.....	17,000.00	28,500.00	22,533.12		
01 Total personal services.....	279,890.00	291,390.00	293,233.12		
Supplies and materials:					
0210 Medical and hospital supplies.....	100.00	100.00	30.50		
0220 Scientific and educational supplies.....	100.00				
0230 Fuel.....	20,000.00	24,000.00	20,576.78		
0240 Wearing apparel and sewing supplies.....	500.00	500.00	464.07		
0250 Forage and other supplies for animals.....	12,000.00	12,500.00	9,644.41		
0260 Provisions.....	2,500.00	3,500.00	1,841.54		
0280 Sundry supplies.....	2,000.00	3,500.00	2,101.43		
02 Total supplies and materials.....	37,300.00	44,100.00	34,658.73		
Communication service:					
0500 Telegraph service.....			2.44		
0510 Telephone service.....	450.00	450.00	439.83		
05 Total communication service.....	450.00	450.00	442.27		
Travel expenses:					
0600 Commercial transportation.....	11,500.00	11,000.00	10,843.56		
0630 Per diem in lieu of subsistence.....	2,000.00	2,000.00	1,325.00		
06 Total travel expenses.....	13,500.00	13,000.00	12,168.56		
07 Transportation of things (service).....	800.00	800.00	632.72		
08 Photographing and blue prints.....			54.10		
10 Furnishing of heat, light, power, water, and electricity (service).....	1,000.00	1,000.00	978.39		

*Estimates of appropriations required for the service of the fiscal year ending June 30, 1928—Continued*

General object (title of appropriation), date of acts, references to Statutes at Large, or to Revised Statutes, and estimated amount required for each detailed object				Total amount to be appropriated under each head of appropriation	Amount appropriated for the fiscal year ending June 30, 1927
<i>Industrial Work and Care of Timber—Continued.</i>					
	Estimated expenditures, 1928 appropriation	Estimated expenditures, 1927 appropriation	Expended and obligated, 1926		
Rents:					
1100 Rent of buildings and structures .....	\$3,500.00	\$3,500.00	\$3,547.73		
1110 Other rents .....	600.00	500.00	586.14		
11 Total rents .....	4,100.00	4,000.00	4,133.87		
12 Repairs and alterations .....	16,500.00	17,000.00	15,433.94		
13 Special and miscellaneous expenses .....	610.00	1,000.00	295.28		
Equipment:					
3000 Passenger-carrying vehicles .....	1,500.00	5,000.00	9,342.64		
3010 Furniture, furnishings, and fixtures .....	2,500.00	4,000.00	1,278.23		
3020 Educational, scientific, and recreational equipment .....	800.00	1,000.00	562.93		
3040 Livestock .....	500.00	500.00	190.00		
3050 Other equipment .....	13,000.00	12,000.00	13,048.02		
30 Total equipment .....	18,300.00	22,500.00	24,421.82		
32 Other structures .....	3,000.00	2,500.00	1,362.91		
Reserve .....		4,020.00			
Outstanding obligations .....			3,349.53		
Total .....	375,000.00	402,000.00	391,175.24		
<i>Expenses Incidental to Sale of Timber—</i>					
For expenses incidental to the sale of timber, and for the expenses of administration of Indian forest lands from which such timber is sold to the extent that the proceeds of such sales are sufficient for that purpose, <b>[\$100,000] \$200,000</b> , reimbursable to the United States as provided in the act of February 14, 1920 (Forty-first Statutes at Large, page 415) (act May 10, 1926, vol. 44, p. 461) .....				\$200,000.00	\$100,000.00
	Estimated expenditures, 1928 appropriation	Estimated expenditures, 1927 appropriation	Expended and obligated, 1926		
Field service:					
Salaries and wages—	Average—	Average—	Average—		
Salary range, \$2,400 to \$3,000; average, \$2,700—	No. 2 Salary \$2,700	No. 2 Salary \$2,700	No. 2 Salary \$2,700		
Supervisors of forests .....	1 2,400	1 2,400	1 2,400		
Salary range, \$2,100 to \$2,700; average, \$2,400—					
Deputy supervisor of forests .....	1 2,100	1 2,100	1 2,100		
Salary range, \$1,860 to \$2,400; average, \$2,100—					
Cruiser .....	6 2,100	6 2,100	5 2,100		
Forest assistants .....	2 2,100	2 2,100	2 2,100		
Deputy supervisors of forests .....	3 2,100	3 2,100	3 2,100		
Senior forest rangers .....					
Salary range, \$1,580 to \$2,040; average, \$1,860—					
Forest rangers .....	12 1,865	12 1,865	12 1,960		
Salary range, \$1,500 to \$1,680; average, \$1,680—					
Forest rangers .....	2 1,680	2 1,680	1 1,680		
Scalers .....	34 1,680	24 1,680	34 1,680		
Salary range, \$1,320 to \$1,580; average, \$1,500—					
Forest guards .....	3 1,560	3 1,560	4 1,530		
Scaler .....	1 1,500	1 1,500	1 1,500		
Assistant clerk .....	1 1,500	1 1,500	1 1,500		
Salary range, \$1,140 to \$1,500; average, \$1,320—					
Assistant scaler .....	1 1,320	1 1,320	1 1,320		
Total average number of employees .....	69	59	68		
Total salaries and wages, field service .....	124,860.00	108,060.00	122,543.97		
Deduct allowances for quarters, fuel, and light .....	10,920.00	9,120.00	10,980.00		
Cash payment, salaries and wages .....	113,940.00	98,940.00	111,563.97		
The difference between 1928 and 1927 is due to transfer of employees from other appropriation, \$15,000 .....					
Miscellaneous and temporary personal services, \$8 to \$4 per day .....	25,060.00				
01 Total personal services .....	139,000.00	98,940.00	111,563.97		
Supplies and materials:					
0200 Stationery and office supplies .....	600.00		71.15		
0220 Scientific and educational supplies .....	275.00		118.81		
0230 Fuel .....	15,000.00		6,756.74		
0250 Forage and other supplies for animals .....	1,500.00		462.54		
0260 Provisions .....	4,000.00		878.10		
0280 Sundry supplies .....	800.00		604.10		
12 Total supplies and materials .....	22,175.00		8,891.44		

*Estimates of appropriations required for the service of the fiscal year ending June 30, 1928—Continued*

General object (title of appropriation), date of acts, references to Statutes at Large, or to Revised Statutes, and estimated amount required for each detailed object				Total amount to be appropriated under each head of appropriation	Amount appropriated for the fiscal year ending June 30, 1927
<i>Expenses Incidental to Sale of Timber—Continued.</i>					
	Estimated expenditures, 1928 appropriation	Estimated expenditures, 1927 appropriation	Expended and obligated, 1926		
Communication service:					
0500 Telegraph service.....	\$150.00				
0510 Telephone service.....	75.00		\$35.15		
05 Total communication service.....	225.00		35.15		
Travel expenses:					
0600 Commercial transportation.....	4,000.00		2,000.00		
0630 Per diem in lieu of subsistence.....	2,000.00		724.04		
06 Total travel expenses.....	6,000.00		2,724.04		
07 Transportation of things (service).....	200.00		156.70		
Printing, binding, photographing, etc.:					
0800 Printing and binding.....	1,500.00		356.73		
0830 Photographing and blue prints.....	100.00		77.76		
08 Total printing, binding, photographing, etc.....	1,600.00		434.49		
09 Advertising and publication of notices.....	1,000.00		278.66		
10 Furnishing of heat, light, power, water, and electricity (service).....	200.00		87.33		
Rents:					
1100 Rent of buildings and structures.....	400.00		212.00		
1110 Other rents.....	300.00		247.00		
11 Total rents.....	700.00		459.00		
12 Repairs and alterations.....	10,000.00		8,280.73		
13 Special and miscellaneous expenses.....	1,000.00	\$60.00	839.36		
Equipment:					
3000 Passenger-carrying vehicles.....	4,200.00		3,727.04		
3010 Furniture, furnishings, and fixtures.....	4,000.00		3,442.23		
3020 Educational, scientific, and recreational equipment.....	600.00		545.60		
3040 Livestock.....	600.00		310.00		
3050 Other equipment.....	5,000.00		9,963.31		
30 Total equipment.....	14,400.00		17,988.18		
32 Other structures.....	3,500.00		2,134.04		
Reserve.....		1,000.00			
Total.....	200,000.00	100,000.00	153,873.09		
<i>Emergency Authorization for Forest Fire fighting—</i>					
<i>That, to meet possible emergencies, not exceeding \$50,000 of the funds held by the United States in trust for the respective tribes of Indians interested and not exceeding \$50,000 of the appropriations made by this act for timber operations in the Indian Service; in all, \$100,000, is hereby made available for the suppression of forest fires on Indian reservations: Provided, That any diversions of appropriations made hereunder shall be reported to Congress on the first Monday in December, 1928 (submitted).</i>					
<i>Industry Among Indians—</i>					
For the purpose of encouraging industry and self-support among the Indians and to aid them in the culture of fruits, grains, and other crops, \$175,000, or so much thereof as may be necessary, which sum may be used for the purchase of seeds, animals, machinery, tools, implements, and other equipment necessary, in the discretion of the Secretary of the Interior, to enable Indians to become self-supporting: <i>Provided, That said sum shall be expended under conditions to be prescribed by the Secretary of the Interior for its repayment to the United States on or before June 30, [1932] 1933: Provided further, That not to exceed \$15,000 of the amount herein appropriated shall be expended on any one reservation or for the benefit of any one tribe of Indians, and that no part of this appropriation shall be used for the purchase of tribal herds: Provided further, That the Secretary of the Interior is hereby authorized in his discretion and under such rules and regulations as he may prescribe, to make advances from this appropriation to Indians having irrigable allotments to assist them in the development and cultivation thereof and to old, disabled, or indigent Indian allottees, for their support, to remain a charge and lien against their lands until paid (acts Mar. 3, 1911, vol. 36, p. 1061, sec. 1; May 10, 1926, vol. 44, p. 461)</i>				\$175,000.00	\$175,000.00

*Estimates of appropriations required for the service of the fiscal year ending June 30, 1928—Continued*

General object (title of appropriation), date of acts, references to Statutes at Large, or to Revised Statutes, and estimated amount required for each detailed object				Total amount to be appropriated under each head of appropriation	Amount appropriated for the fiscal year ending June 30, 1927
<b>Industry Among Indians—Continued.</b>					
	Estimated expenditures, 1928 appropriation	Estimated expenditures, 1927 appropriation	Expended and obligated, 1926		
01 Net salaries and wages (irregular labor).....	\$10,000.00	\$10,000.00	\$4,657.68		
Supplies and materials:					
0230 Fuel.....	400.00	400.00	104.86		
0230 Forage and other supplies for animals.....	7,000.00	9,000.00	99.31		
0260 Provisions.....	2,500.00	2,000.00	2,005.70		
0280 Sundry supplies.....	40,000.00	40,000.00	35,329.00		
02 Total supplies and materials.....	49,900.00	51,400.00	37,538.87		
06 Commercial transportation.....	300.00	300.00	147.99		
07 Transportation of things (service).....	6,000.00	6,000.00	2,569.00		
12 Repairs and alterations.....	3,000.00	2,500.00	2,235.41		
13 Special and miscellaneous expenses.....	14,800.00	12,550.00	1,294.50		
Equipment:					
3010 Furniture, furnishings, and fixtures.....	1,000.00	500.00	280.00		
3040 Livestock.....	30,000.00	30,000.00	49,701.49		
3050 Other equipment.....	15,000.00	15,000.00	25,800.03		
30 Total equipment.....	46,000.00	45,500.00	75,781.52		
Structures and parts and nonstructural improvements to land:					
3210 Other structures.....	15,000.00	15,000.00	4,123.17		
3220 Nonstructural improvements.....	30,000.00	30,000.00			
32 Total structures and parts.....	45,000.00	45,000.00	4,123.17		
Reserve.....		1,750.00			
Total.....	175,000.00	175,000.00	128,348.14		
<b>Suppressing Contagious Diseases Among Livestock of Indians—</b>					
For reimbursing Indians for livestock which may be hereafter destroyed on account of being infected with dourine or other contagious diseases, and for expenses in connection with the work of eradicating and preventing such diseases, to be expended under such rules and regulations as the Secretary of the Interior may prescribe, <b>[\$8,000]</b> \$20,000 (acts May 18, 1916, vol. 39, p. 128, sec. 1; May 10, 1926, vol. 44, p. 462)				\$20,000.00	\$8,000.00
	Estimated expenditures, 1928 appropriation	Estimated expenditures, 1927 appropriation	Expended and obligated, 1926		
01 Net salaries and wages (irregular labor).....	\$6,000.00	\$2,000.00	\$3,912.00		
Supplies and materials:					
0210 Medical and hospital supplies.....			15.75		
0230 Fuel.....			35.00		
0260 Provisions.....			185.19		
0280 Sundry supplies.....	800.00	200.00	15.51		
02 Total supplies and materials.....	800.00	200.00	251.45		
13 Special and miscellaneous expenses.....	13,200.00	5,720.00	3,658.33		
Reserve.....		80.00			
Outstanding obligations.....			1,800.00		
Total.....	20,000.00	8,000.00	9,621.78		
<b>Water Supply for Stock and Increasing Grazing Range on Unallotted Indian Lands (Reimbursable)—</b>					
For improving springs, drilling wells, and otherwise developing and conserving water for the use of Indian stock, including the purchase, construction, and installation of pumping machinery, tanks, troughs, and other necessary equipment, and for necessary investigations and surveys, for the purpose of increasing the available grazing range on unallotted lands on Indian reservations, \$5,000, to be reimbursed under such rules and regulations as the Secretary of the Interior may prescribe: <i>Provided</i> , That the necessity exists on any Indian reservation so far as the Indians themselves are concerned (acts June 30, 1919, vol. 41, p. 8, sec. 1; May 16, 1926, vol. 44, p. 462)				5,000.00	5,000.00
	Estimated expenditures, 1928 appropriation	Estimated expenditures, 1927 appropriation	Expended and obligated, 1926		
01 Net salaries and wages (irregular labor).....	\$3,000.00	\$3,500.00	\$4,445.85		
12 Repairs and alterations.....	1,000.00	900.00	843.05		
Other structures.....	1,000.00	550.00	1,269.78		
Reserve.....		50.00			
Total.....	5,000.00	5,000.00	6,558.68		

*Estimates of appropriations required for the service of the fiscal year ending June 30, 1928—Continued*

General object (title of appropriation), date of acts, references to Statutes at Large, or to Revised Statutes, and estimated amount required for each detailed object	Total amount to be appropriated under each head of appropriation	Amount appropriated for the fiscal year ending June 30, 1927
--	--	--

**Maintenance and Operation, Water Works, Papago Indian Villages, Arizona—**  
For operation and maintenance of pumping plants for distribution of a water supply for Papago Indian villages in southern Arizona, and construction of charcos (acts Aug. 1, 1914, vol. 38, p. 588, sec. 2; May 10, 1926, vol. 44, p. 462)-----

\$18,000.00

\$18,000.00

	Estimated expenditures, 1928 appropriation	Estimated expenditures, 1927 appropriation	Expended and obligated, 1926
Field service:			
Salaries and wages—	Average—	Average—	Average—
Salary range, \$3,300 to \$3,900; average, \$3,600—	No. Salary	No. Salary	No. Salary
Engineer.....	1 \$3,300	1 \$3,300	1 \$3,300
Salary range, \$3,000 to \$3,600; average, \$3,300—			
Engineer.....	1 3,000	1 3,000	1 3,000
Salary range, \$1,860 to \$2,400; average, \$2,100—			
Clerk-bookkeeper.....	1 1,860	1 1,860	1 1,860
Stationary engineers.....	2 1,961	2 1,961	1 1,945
Total average number of employees.....	2 2 5,505.00	2 2 5,505.00	2 2 4,960.00
Total salaries and wages, field service.....	420.00	420.00	435.00
Deduct allowances for quarters, fuel, and light.....			
Cash payment, salaries and wages.....	5,085.00	5,085.00	4,525.00
Miscellaneous and temporary labor, \$8 to \$1 per day.....	5,915.00	5,915.00	6,118.36
01 Total personal services.....	11,000.00	11,000.00	10,643.36
Supplies and materials:			
0230 Fuel.....	1,200.00	1,200.00	1,329.26
0280 Sundry supplies.....	150.00	150.00	64.83
02 Total supplies and materials.....	1,350.00	1,350.00	1,394.09
05 Telephone service.....	2.00	2.00	3.05
06 Commercial transportation.....	250.00	250.00	262.51
07 Transportation of things (service).....	250.00	250.00	137.32
08 Photographing and blue prints.....	10.00	10.00	10.35
12 Repairs and alterations.....	2,938.00	2,758.00	2,424.22
30 Other equipment.....	1,000.00	1,000.00	1,078.64
32 Other structures.....	1,200.00	1,200.00	
Reserve.....		180.00	
Total.....	18,000.00	18,000.00	15,953.54

**Water Supply, Navajo and Hopi Indians, Arizona (Reimbursable)—**  
For continuing the development of a water supply for the Navajo and Hopi Indians on the Hopi Reservation, and the Navajo, Pueblo Bonito, San Juan, and Western Navajo subdivisions of the Navajo Reservation in Arizona and New Mexico, [\$40,000] \$43,000, reimbursable out of any funds of said Indians now or hereafter available (acts June 30, 1913, vol. 38, p. 86, sec. 2; May 10, 1926, vol. 44, p. 462)-----

43,000.00

40,000.00

	Estimated expenditures, 1928 appropriation	Estimated expenditures, 1927 appropriation	Expended and obligated, 1926
Field service:			
Salaries and wages—	Average—	Average—	Average—
Salary range, \$2,400 to \$3,000; average, \$2,700—	No. Salary	No. Salary	No. Salary
Assistant engineer.....	1 \$2,400	1 \$2,400	1 \$2,400
Foreman.....	1 2,400	1 2,400	1 2,400
Salary range, \$1,860 to \$2,400; average, \$2,100—			
Well driller.....	1 2,040	1 2,040	1 2,040
Salary range, \$1,320 to \$1,680; average, \$1,500—			
Assistant foreman.....	1 1,320	1 1,320	1 1,320
Total average number of employees.....	2 2 5,110.00	2 2 5,110.00	2 2 5,110.00
Total salaries and wages, field service.....	300.00	300.00	300.00
Deduct allowances for quarters, fuel and light.....			
Cash payment, salaries and wages.....	4,810.00	4,810.00	4,810.00
Miscellaneous and temporary labor, \$8 to \$1 per day.....	23,190.00	22,190.00	22,305.77
01 Total personal services.....	28,000.00	27,000.00	27,115.77
Supplies and materials:			
0230 Fuel.....	1,000.00	1,000.00	1,137.37
0280 Sundry supplies.....	200.00	100.00	197.04
02 Total supplies and materials.....	1,200.00	1,100.00	1,334.41
06 Commercial transportation.....	700.00	500.00	580.91
07 Transportation of things (service).....	3,500.00	2,500.00	2,971.74
12 Repairs and alterations.....	3,000.00	1,500.00	2,704.34
30 Other equipment.....	1,000.00	600.00	767.31
32 Other structures.....	5,600.00	6,400.00	8,058.35
Reserve.....		400.00	
Total.....	43,000.00	40,000.00	43,532.83

**Water Supply, Dresslerville Indian Colony, Nevada—**  
[Dresslerville Indian Colony, Nevada: For carrying out the act entitled "An act to provide for an adequate water-supply system at the Dresslerville Indian Colony," approved May 17, 1926, fiscal year, 1927 (act July 3, 1926, vol. 44, p. 856).]-----

5,500.00

3210 Other structures: Expenditures—1927, \$5,445; reserve, \$55; total, \$5,500.

## Estimates of appropriations required for the service of the fiscal year ending June 30, 1928—Continued

General object (title of appropriation), date of acts, references to Statutes at Large, or to Revised Statutes, and estimated amount required for each detailed object				Total amount to be appropriated under each head of appropriation	Amount appropriated for the fiscal year ending June 30, 1927
<b>Water Supply, Pueblo Indians, New Mexico—</b> For continuing the sinking of wells on Pueblo Indian land, New Mexico, to provide water for domestic and stock purposes, and for building tanks, troughs, pipe lines, and other necessary structures for the utilization of such water, <b>[\$2,500]</b> \$3,500 (acts June 30, 1919, vol. 41, p. 18, sec. 13; May 10, 1926, vol. 44, p. 462)				\$3,500.00	\$2,500.00
	Estimated expenditures, 1928 appropriation	Estimated expenditures, 1927 appropriation	Expended and obligated, 1926		
<b>Field service:</b>					
Salaries and wages—	Average—	Average—	Average—		
Salary range, \$2,400 to \$3,000; average, \$2,700—	No. Salary	No. Salary	No. Salary		
Superintendent of construction	1 \$2,500	1 \$2,500	1 \$2,500		
Total average number of employees	1	1	1		
Total salaries and wages, field service	208.00	208.00	208.00		
Miscellaneous and temporary labor, \$8 to \$1 per day	2,692.00	1,600.00	2,607.71		
01 Total personal services	2,900.00	1,808.00	2,815.71		
Supplies and materials:					
0230 Fuel	100.00	50.00	80.50		
0280 Sundry supplies	5.00	2.00	1.50		
02 Total supplies and materials	105.00	52.00	82.00		
06 Commercial transportation	10.00	5.00	5.08		
07 Transportation of things (service)	25.00	10.00	29.04		
11 Rent of buildings and structures	50.00	25.00	84.00		
12 Repairs and alterations	100.00	500.00	736.99		
30 Other equipment	300.00	50.00	256.12		
32 Other structures	10.00	25.00	35.77		
Reserve		25.00			
Total	3,500.00	2,500.00	4,044.71		
<b>Irrigation, Indian Reservations (Reimbursable)—</b> For the construction, repair, and maintenance of irrigation systems, and for purchase or rental of irrigation tools and appliances, water rights, ditches, and lands necessary for irrigation purposes for Indian reservations and allotments; for operation of irrigation systems or appurtenances thereto when no other funds are applicable or available for the purpose; for drainage and protection of irrigable lands from damage by floods or loss of water rights, upon the Indian irrigation projects named below, in not to exceed the following amounts, respectively: Irrigation district one: Colville Reservation, Washington, <b>[\$13,000]</b> \$6,000; Irrigation district two: Walker River Reservation, Nevada, \$4,500; Western Shoshone Reservation, Idaho and Nevada, <b>[\$1,500]</b> \$4,000; Shivwits, Utah, <b>[\$300]</b> \$250; Irrigation district four: Ak Chin Reservation, Arizona, \$4,000; Chiu Chui pumping plants, Arizona, \$6,000; Coachella Valley pumping plants, California, \$3,500; Morongo Reservation, California, \$3,500; Pala and Rincon Reservations, California, \$2,000; miscellaneous projects, <b>[\$4,500]</b> \$4,000; Irrigation district five: New Mexico Pueblos. <b>[\$10,000]</b> \$13,000, of which amount not to exceed \$1,000 shall be available for payment of damages to crops and improvements destroyed in constructing the Isleta drainage canal; Zuni Reservation, New Mexico, \$7,500; Navajo and Hopi, miscellaneous projects, Arizona and New Mexico, including Tes-nospos, Moencopi Wash, Kin-le-chee, Wide Ruins, Red Lake, Corn Creek, Wepo Wash, Oraibi Wash, and Polacca Wash, \$10,000; Southern Ute Reservation, Colorado, <b>[\$13,000]</b> \$10,000; For necessary miscellaneous expenses incident to the general administration of Indian irrigation projects, including salaries of not to exceed five supervising engineers, for pay of one chief irrigation engineer, one assistant chief irrigation engineer, one superintendent of irrigation competent to pass upon water rights, one field cost accountant, and for traveling and incidental expenses of officials and employees of the Indian irrigation service [including sleeping-car fare and a per diem not exceeding \$4 in lieu of subsistence when actually employed in the field and away from designated headquarters] \$75,000; For cooperative stream gauging with the United States Geological Survey, \$850; In all, for irrigation on Indian reservations, not to exceed <b>[\$155,000]</b> \$154,100, reimbursable as provided in the act of August 1, 1914 (Thirty-eighth Statutes at Large, page 582): <i>Provided</i> , That no part of this appropriation shall be expended on any irrigation system or reclamation project for which public funds are or may be otherwise available: <i>Provided further</i> , That the foregoing amounts appropriated for such purposes shall be available interchangeably in the discretion of the Secretary of the Interior for the necessary expenditures for damages by floods and other unforeseen exigencies: <i>Provided, however</i> , That the amount so interchanged shall not exceed in the aggregate 10 per centum of all the amounts so appropriated (acts July 4, 1884, vol. 23, p. 94, sec. 1; June 25, 1910, vol. 36, p. 858, sec. 13; May 10, 1926, vol. 44, p. 462)				154,100.00	155,000.00



*Estimates of appropriations required for the service of the fiscal year ending June 30, 1928—Continued*

General object (title of appropriation), date of acts, references to Statutes at Large, or to Revised Statutes, and estimated amount required for each detailed object	Estimated expenditures, 1928 appropriation		Estimated expenditures, 1927 appropriation		Expended and obligated, 1926	Total amount to be appropriated under each head of appropriation	Amount appropriated for the fiscal year ending June 30, 1927
Irrigation, Indian Reservations (Reimbursable)—Continued.							
	Average—		Average—		Average—		
Field service:	No.	Salary	No.	Salary	No.	Salary	
Salaries and wages—							
Salary range, \$5,200 to \$6,000; average, \$5,600—	1	\$5,200	1	\$5,200	1	\$5,200	
Chief engineer.....							
Salary range, \$3,800 to \$5,000; average, \$4,400—	1	3,800	1	3,800	1	3,800	
Assistant chief engineer.....	5	3,800	5	3,800	4½	3,800	
Supervising engineers.....							
Salary range, \$3,300 to \$3,900; average, \$3,600—	1	3,300	1	3,300	1½	3,304	
Engineer.....							
Salary range, \$3,000 to \$3,600; average, \$3,300—	1	3,000	1	3,000	¾	3,000	
Engineer.....	1	3,000	1	3,000	1	3,000	
Field cost accountant.....							
Salary range, \$2,700 to \$3,300; average, \$3,000—	1	2,800	1	2,800	1½	2,705	
Assistant engineer.....							
Salary range, \$2,400 to \$3,000; average, \$2,700—	1	2,500	1	2,500	1½	2,500	
Superintendent of construction.....							
Assistant engineer.....							
Clerks.....	3	2,400	3	2,400	2½	2,400	
Foreman.....							
Salary range, \$2,100 to \$2,700; average, 2,400—	1	2,100	1	2,100	1½	2,100	
Clerk.....	1	2,100	1	2,100	¾	2,100	
Foreman.....							
Stationary engineer.....							
Salary range, \$1,860 to \$2,400; average, \$2,100—	1	1,920	1	1,920	¾	1,920	
Instrument man.....							
Stationary engineer.....							
Assistant supervisor of ditches.....	1	1,860	1	1,860	¾	1,860	
Clerk.....	1	1,860	1	1,860	1½	1,860	
Salary range, \$1,680 to \$2,040; average, \$1,800—							
Foreman.....	1	1,740	1	1,740	¾	1,800	
Blacksmith.....							
Assistant supervisor of ditches.....							
Stationary engineer.....							
Clerks.....	2	1,680	2	1,680	2½	1,680	
Salary range, \$1,500 to \$1,800; average, \$1,680—	1	1,500	1	1,500	¾	1,500	
Clerk.....							
Salary range, \$1,320 to \$1,680; average, \$1,500—	1	1,440	1	1,440	1½	1,440	
Rod man.....	1	1,440	1	1,440	1½	1,443	
Timekeeper.....	1	1,320	1	1,320	¾	1,350	
Clerk.....							
Stenographer.....							
Ditch rider.....					1	1,320	
Total average number of employees.....	27		27		31½		
Total salaries and wages, field service.....		70,440.00		70,440.00		77,498.00	
Deduct allowances for quarters, fuel, and light.....		1,440.00		1,440.00		1,413.00	
Cash payment, salaries and wages.....		69,000.00		69,000.00		76,085.00	
Miscellaneous and temporary labor, \$8 to \$1 per day.....		51,000.00		51,000.00		36,245.93	
01 Total personal services.....		120,000.00		120,000.00		112,330.93	
Supplies and materials—							
0200 Stationery and office supplies.....		100.00		100.00		63.18	
0230 Fuel.....		5,500.00		5,500.00		5,220.83	
0280 Sundry supplies.....		400.00		400.00		296.40	
02 Total supplies and materials.....		6,000.00		6,000.00		5,580.41	
Communication service:							
0500 Telegraph service.....		50.00		50.00		35.05	
0510 Telephone service.....		900.00		900.00		721.69	
0520 Other communication service.....		50.00		50.00		41.41	
05 Total communication service.....		1,000.00		1,000.00		801.15	
Travel expenses:							
0600 Commercial transportation.....		4,000.00		4,000.00		4,035.39	
0630 Per diem in lieu of subsistence.....		2,000.00		2,000.00		2,241.40	
06 Total travel expenses.....		6,000.00		6,000.00		6,276.79	
07 Transportation of things (service).....		2,000.00		2,000.00		2,621.67	
Printing, binding, photographing, etc.:							
0800 Printing and binding.....		200.00		200.00		142.25	
0830 Photographing and blue prints.....		300.00		300.00		276.13	
08 Total printing, binding, photographing, etc.....		500.00		500.00		418.38	
09 Furnishing of heat, light, power, water, and electricity (service).....		50.00		50.00		32.06	
Rents:							
1100 Rent of buildings and structures.....		2,800.00		2,800.00		2,904.00	
1110 Other rents.....		200.00		200.00		341.13	
11 Total rents.....		3,000.00		3,000.00		3,245.13	
12 Repairs and alterations.....		5,000.00		5,000.00		4,047.30	
13 Special and miscellaneous expenses.....		750.00		750.00		593.00	

*Estimates of appropriations required for the service of the fiscal year ending June 30, 1928—Continued*

General object (title of appropriation), date of acts, references to Statutes at Large, or to Revised Statutes, and estimated amount required for each detailed object	Total amount to be appropriated under each head of appropriation	Amount appropriated for the fiscal year ending June 30, 1927
--	--	--

*Irrigation, Indian Reservations (Reimbursable)—Continued.*

	Estimated expenditures, 1928 appropriation	Estimated expenditures, 1927 appropriation	Expended and obligated, 1926
<b>Equipment:</b>			
3000 Passenger-carrying vehicles.....		\$1,000.00	\$1,250.00
3010 Furniture, furnishings, and fixtures.....	\$100.00	100.00	87.50
3050 Other equipment.....	1,900.00	900.00	1,083.94
30 Total equipment.....	2,000.00	2,000.00	2,421.14
32 Other structures.....	7,800.00	7,150.00	10,757.58
Reserve.....		1,550.00	
Total.....	154,100.00	155,000.00	149,135.54

*Maintenance and Operation, Irrigation System, Pima Indian Lands, Arizona (Reimbursable)—*

For operation and maintenance of the pumping plants and irrigation system for the irrigation of the lands of the Pima Indians in the vicinity of Sacaton, on the Gila River Indian Reservation, Arizona, **[\$15,000]** \$13,000, reimbursable as provided in section 2 of the act of August 24, 1912 (Thirty-seventh Statutes at Large, page 522) (acts June 21, 1906, vol. 34, p. 333, sec. 1; May 10, 1926, vol. 44, p. 463)-----

\$13,000.00

\$15,000.00

	Estimated expenditures, 1928 appropriation	Estimated expenditures, 1927 appropriation	Expended and obligated, 1926
<b>Field service:</b>			
<b>Salaries and wages—</b>			
Salary range, \$1,680 to \$2,040; average, \$1,860—	<i>Average—</i>	<i>Average—</i>	<i>Average—</i>
Engineer.....	No. 1 Salary \$1,920	No. 1 Salary \$1,920	No. 1 Salary \$1,920
Salary range, \$1,320 to \$1,680; average, \$1,500—			
Stationary engineer.....	1 1,660	1 1,660	1 1,660
Total average number of employees.....	2	2	2
Total salaries and wages, field service.....	3,580.00	3,580.00	3,580.00
Deduct allowances for quarters, fuel, and light.....	300.00	300.00	300.00
Cash payment, salaries and wages.....	3,280.00	3,280.00	3,280.00
Miscellaneous and temporary labor, \$8 to \$1 per day.....	3,720.00	3,720.00	3,345.61
01 Total personal services.....	7,000.00	7,000.00	6,625.61
<b>Supplies and materials:</b>			
0230 Fuel.....	700.00	700.00	603.48
0280 Sundry supplies.....	100.00	100.00	117.11
02 Total supplies and materials.....	800.00	800.00	720.59
07 Transportation of things (service).....		1,000.00	15.77
10 Furnishing of heat, light, power, water, and electricity (service).....	4,000.00	5,000.00	4,000.00
12 Repairs and alterations.....	1,200.00	1,050.00	536.53
Reserve.....		150.00	
Total.....	13,000.00	15,000.00	11,898.50

*Irrigation Project, Gila River Reservation, Arizona (Reimbursable)—*

[For continuing the construction of the necessary canals and structures to carry the natural flow of the Gila River to the Indian lands of the Gila River Indian Reservation and to public and private lands in Pinal County, Arizona, reimbursable as provided in the Indian appropriation act approved May 18, 1916, \$150,000, of which amount not to exceed \$5,000 shall be available for acquiring by purchase or condemnation proceedings lands needed for necessary rights of way in connection with the construction of the project.]

For all purposes necessary for continuing the construction of the canals and structures and for drains, pumping plants, transmission lines, and other project works to distribute the waters of the San Carlos project to the Indian lands of the Gila River Indian Reservation, and to public and private lands in Pinal County, Arizona, begun under the Indian appropriation act of May 18, 1916, so as to provide for an adequate distribution system for the waters of the San Carlos storage project as authorized by the act of Congress approved June 7, 1924, reimbursable as provided in said acts, \$150,000 (acts May 18, 1916, vol. 39, p. 130, sec. 2; May 10, 1926, vol. 44, p. 463)-----

150,000.00

150,000.00

*Estimates of appropriations required for the service of the fiscal year ending June 30, 1928—Continued*

General object (title of appropriation), date of acts, references to Statutes at Large, or to Revised Statutes, and estimated amount required for each detailed object	Total amount to be appropriated under each head of appropriation	Amount appropriated for the fiscal year ending June 30, 1927
--	--	--

*Irrigation Project, Gila River Reservation, Arizona (Reimbursable)—Continued.*

	Estimated expenditures, 1928 appropriation	Estimated expenditures, 1927 appropriation	Expended and obligated, 1926
Field service:			
Salaries and wages—			
Salary range, \$3,300 to \$3,900; average, \$3,600—			
Engineer.....	Average— No. 1 Salary \$3,400	Average— No. 1 Salary \$3,400	Average— No. 1 Salary \$3,400
Salary range, \$3,000 to \$3,600; average, \$3,300—			
Engineer.....	1 3,000	1 3,000	1 3,000
Salary range, \$2,400 to \$3,000; average, \$2,700—			
Superintendent of construction.....	1 2,700	1 2,700	1 2,700
Assistant engineers.....	1 2,455	1 2,455	1 2,467
Salary range, \$2,100 to \$2,700; average, \$2,400—			
Clerk.....	1 2,200	1 2,100	1 2,100
Instrumentman.....	1 2,100	1 2,100	1 2,100
Salary range, \$1,680 to \$2,040; average, \$1,860—			
Timekeeper.....	1 1,680	1 1,680	1 1,680
Salary range, \$1,320 to \$1,680; average, \$1,500—			
Assistant clerk.....	1 1,320	1 1,320	1 1,320
Total average number of employees.....	6 1/2	6 1/2	5 1/2
Total salaries and wages, field services.....	15,152.00	14,352.00	13,377.00
The difference between 1927 and 1928 is due to increase in force, \$800.			
Miscellaneous and temporary labor, \$8 to \$1 per day.....	96,848.00	95,648.00	90,258.92
01 Total personal services.....	112,000.00	110,000.00	103,635.92
Supplies and materials:			
0230 Fuel.....	5,000.00	6,000.00	10,178.88
0250 Forage and other supplies for animals.....	1,000.00	1,000.00	1,664.49
0260 Provisions.....	6,000.00	7,000.00	7,116.70
0280 Sundry supplies.....	1,000.00	1,000.00	2,446.39
02 Total supplies and materials.....	13,000.00	15,000.00	21,406.46
Communication service:			
0500 Telegraph service.....	5.00	5.00	4.46
0510 Telephone service.....	245.00	245.00	249.69
05 Total communication service.....	250.00	250.00	254.15
06 Commercial transportation.....	350.00	350.00	533.62
07 Transportation of things (service).....	10,000.00	10,000.00	22,869.21
08 Photographing and blue prints.....	10.00	10.00	8.73
09 Furnishing of heat, light, power, water, and electricity (service).....	500.00	500.00	648.69
11 Other rents.....	1,000.00	1,000.00	2,275.82
12 Repairs and alterations.....	5,000.00	5,000.00	10,146.90
13 Special and miscellaneous expenses.....	1,000.00	1,000.00	1,586.77
30 Other equipment.....	2,000.00	2,000.00	3,977.61
32 Other structures.....	4,890.00	3,390.00	30,128.70
Reserve.....		1,500.00	
Total.....	150,000.00	150,000.00	197,472.58

*Coolidge Dam Across Canyon of Gila River near San Carlos, Arizona (Reimbursable)—*

For continuing construction of the Coolidge Dam across the Canyon of the Gila River near San Carlos, Arizona, as authorized by the act of June 7, 1924 (Forty-third Statutes at Large, pages 475 and 476), and under the terms and conditions of, and reimbursable as provided in, said act, \$750,000: *Provided, That* the unexpended balance of the appropriation for this purpose for the fiscal year [1926] 1927 [is reappropriated and made] shall remain available for the fiscal year [1927] 1928: [Provided, That no part of the money herein reappropriated shall be available in the fiscal years 1926 or 1927 for relocation of the railroad right of way] (acts Mar. 3, 1925, vol. 43, p. 1152; May 10, 1926, vol. 44, p. 463).....

*Coolidge Dam across Canyon of Gila River near San Carlos, Arizona (Reimbursable)—*

[Coolidge Dam across canyon of Gila River near San Carlos, Arizona: For construction of the Coolidge Dam across the canyon of the Gila River near San Carlos, Arizona, as authorized by the act of June 7, 1924 (Forty-third Statutes, pages 475, 476), and under terms and conditions and reimbursable as provided in said act, fiscal year 1927, \$725,000: *Provided, That* said sum shall be available for acquiring rights of way and other purposes provided for in said act (act July 3, 1926, vol. 44, p. 856).]

\$750,000.00

\$725,000.00

*Estimates of appropriations required for the service of the fiscal year ending June 30, 1928—Continued*

General object (title of appropriation), date of acts, references to Statutes at Large, or to Revised Statutes, and estimated amount required for each detailed object				Total amount to be appropriated under each head of appropriation	Amount appropriated for the fiscal year ending June 30, 1927
<i>Coolidge Dam across Canyon of Gila River near San Carlos, Arizona (Reimbursable)—Continued.</i>					
	Estimated expenditures, 1928 appropriation	Estimated expenditures, 1927 appropriation	Expended and obligated, 1926		
Field service:					
Salaries and wages—					
Salary range, \$3,300 to \$3,900; average, \$3,600—	Average—	Average—	Average—		
Engineer.....	No. Salary	No. Salary	No. Salary		
Salary range, \$2,400 to \$3,000; average, \$2,700—					
Engineer.....	1 \$2,700	1 \$2,700	1 2,700		
Assistant engineers.....	3 2,500	3 2,500	2 2,520		
Clerk and special disbursing agent.....	1 2,400	1 2,400	1 2,400		
Structural draftsmen.....	2 2,400	2 2,400	1 2,400		
Salary range, \$2,100 to \$2,700; average, \$2,400—					
Clerk (cost accountant).....	1 2,100	1 2,100	1 2,100		
Instrumentman.....	1 2,100	1 2,100	1 2,100		
Salary range, \$1,860 to \$2,400; average, \$2,100—					
Clerk (bookkeeper).....	1 1,860	1 1,860	1 1,860		
Clerk (purchasing agent).....	1 1,860	1 1,860	1 1,860		
Draftsman.....	1 1,860	1 1,860	1 1,860		
Instrumentman.....	1 1,860	1 1,860	1 1,860		
Junior structural engineer.....					
Salary range, \$1,500 to \$1,860; average, \$1,680—					
Clerk (stenographer).....	1 1,500	1 1,500	1 1,500		
Salary range, \$1,320 to \$1,680; average, \$1,500—					
Clerk.....	1 1,320	1 1,320	1 1,320		
Stenographer.....			1 1,320		
Timekeepers.....	2 1,320	2 1,320	1 1,320		
Salary range, \$1,140 to \$1,500; average, \$1,320—					
Rodman.....			1 1,140		
Total average number of employees.....	17	17	11 1/2		
Total salaries and wages, field service.....	34,500.00	34,500.00	22,238.00		
Miscellaneous and temporary labor, \$8 to \$1 per day.....	115,500.00	75,500.00	86,094.28		
01 Total personal services.....	150,000.00	111,000.00	108,332.28		
Supplies and materials:					
0230 Fuel.....	3,000.00	3,000.00	3,891.48		
0250 Forage and other supplies for animals.....	6,000.00	6,000.00	6,068.69		
0280 Provisions.....	6,000.00	6,000.00	6,011.24		
0280 Sundry supplies.....	5,000.00	5,000.00	5,244.36		
02 Total supplies and materials.....	20,000.00	20,000.00	21,015.77		
05 Telegraph service.....	10.00	10.00	11.26		
06 Commercial transportation.....	2,000.00	2,000.00	2,030.49		
07 Transportation of things (service).....	4,000.00	4,000.00	3,505.20		
Printing, binding, photographing, etc.:					
0600 Printing and binding.....	150.00	150.00	146.96		
0630 Photographing and blue prints.....	450.00	450.00	411.93		
06 Total printing, binding, photographing, etc.....	600.00	600.00	558.89		
Rents:					
1100 Rent of buildings and structures.....	1,000.00	1,000.00	720.00		
1110 Other rents.....	5,000.00	5,000.00	4,880.30		
11 Total rents.....	6,000.00	6,000.00	5,600.30		
Repairs and alterations.....	7,000.00	7,000.00	7,187.14		
13 Special and miscellaneous expenses.....	1,500.00	1,500.00	1,49.50		
Equipment:					
3000 Passenger-carrying vehicles.....			1,248.30		
3050 Other equipment.....	5,000.00	5,000.00	44,333.11		
30 Total equipment.....	5,000.00	5,000.00	45,581.41		
32 Other structures.....	553,890.00	808,245.00	12,072.18		
Reserve.....		7,250.00			
Total.....	750,000.00	967,605.00	207,394.42		

<sup>1</sup>Includes \$725,000 carried in second deficiency act, 1926.

*Estimates of appropriations required for the service of the fiscal year ending June 30, 1928—Continued*

General object (title of appropriation), date of acts, references to Statutes at Large, or to Revised Statutes, and estimated amount required for each detailed object				Total amount to be appropriated under each head of appropriation	Amount appropriated for the fiscal year ending June 30, 1927
<b>Irrigation, Colorado River Reservation, Ariz. (Reimbursable)—</b> For continuing the construction of the necessary canals and laterals for the utilization of water from the pumping plant] <i>improvement, operation, and maintenance of the pumping plants and irrigation system</i> on the Colorado River Indian Reservation, Arizona, as provided in the act of April 4, 1910 (Thirty-sixth Statutes at Large, page 273), \$10,000, [\$5,000; and for maintaining and operating the pumping plant, canals, and structures, \$10,000; in all, \$15,000] reimbursable as provided in the aforesaid act (acts Apr. 4, 1910, vol. 36, p. 273, sec. 3; May 10, 1926, vol. 44, p. 463)				\$10,000.00	\$15,000.00
	Estimated expenditures, 1928 appropriation	Estimated expenditures, 1927 appropriation	Expended and obligated, 1926		
Field service:					
Salaries and wages—	Average—	Average—	Average—		
Salary range, \$2,700 to \$3,300; average, \$3,000—	No. Salary	No. Salary	No. Salary		
Assistant engineer	1 \$2,700	1 \$2,700	1 \$2,700		
Salary range, \$2,400 to \$3,000; average, \$2,700—					
Assistant engineer	1 2,400	1 2,400	1 2,400		
Salary range, \$2,100 to \$2,700; average, \$2,400—					
Water master	1 2,100	1 2,100	1 2,100		
Salary range, \$1,860 to \$2,400; average, \$2,100—					
Stationary engineer	1 1,860	1 1,860	1 1,860		
Water master	1 1,860	1 1,860	1 1,860		
Total average number of employees	1 1	1 1	1 1		
Total salaries and wages, field service	3,100.00	3,100.00	3,100.00		
Deduct allowances for quarters, fuel, and light	175.00	175.00	175.00		
Cash payment, salaries and wages	2,925.00	2,925.00	2,925.00		
Miscellaneous and temporary labor, \$8 to \$1 per day	2,075.00	3,075.00	4,843.78		
01 Total personal services	5,000.00	6,000.00	7,768.78		
Supplies and materials:					
0230 Fuel	450.00	1,400.00	1,220.95		
0280 Sundry supplies	50.00	100.00	91.91		
02 Total supplies and materials	500.00	1,500.00	1,312.86		
06 Commercial transportation	50.00	50.00	38.28		
07 Transportation of things (service)	2,950.00	3,950.00	3,797.05		
08 Photographing and blue prints	2.00	2.00	2.50		
12 Repairs and alterations	98.00	98.00	79.66		
30 Other equipment	450.00	100.00	85.05		
32 Other structures	950.00	3,150.00	568.67		
Reserve		150.00			
Total	10,000.00	15,000.00	13,652.85		
<b>Maintenance and Operation, Ganado Irrigation Project, Navajo Reservation, Ariz. (Reimbursable)—</b> For operation and maintenance of the Ganado irrigation project, Arizona, reimbursable under such rules and regulations as the Secretary of the Interior may prescribe, [\$4,000] \$2,800 (acts Aug. 24, 1912, vol. 37, p. 522, sec. 2; May 10, 1926, vol. 44, p. 464)				2,800.00	4,000.00
	Estimated expenditures, 1928 appropriation	Estimated expenditures, 1927 appropriation	Expended and obligated, 1926		
Field service:					
Salaries and wages—	Average—	Average—	Average—		
Salary range, \$2,400 to \$3,000; average, \$2,700—	No. Salary	No. Salary	No. Salary		
Superintendent of construction	1 \$2,500	1 \$2,500	1 \$2,500		
Total average number of employees	1 1	1 1	1 1		
Total salaries and wages, field service	417.00	417.00	208.00		
Miscellaneous and temporary labor, \$8 to \$1 per day	1,583.00	2,083.00	2,330.84		
01 Total personal services	2,000.00	2,500.00	2,538.84		
02 Fuel	100.00	160.00	145.64		
07 Transportation of things (service)	100.00	500.00	28.25		
12 Repairs and alterations	100.00	100.00	85.63		
32 Other structures	500.00	700.00			
Reserve		40.00			
Total	2,800.00	4,000.00	2,798.36		

*Estimates of appropriations required for the service of the fiscal year ending June 30, 1928—Continued*

General object (title of appropriation), date of acts, references to Statutes at Large, or to Revised Statutes, and estimated amount required for each detailed object				Total amount to be appropriated under each head of appropriation	Amount appropriated for the fiscal year ending June 30, 1927
<b>Maintenance and Operation, [Pumping Plants] Irrigation Project, San Xavier Reservation, Ariz. (Reimbursable)—</b> For operation and maintenance of the [pumping plants] irrigation project on the San Xavier Indian Reservation, Arizona, [\$3,000] \$2,000, reimbursable out of any funds of the Indians of this reservation now or hereafter available ( <i>acts May 18, 1916, vol. 39, p. 130, sec. 2; May 10, 1926, vol. 44, p. 464</i> )				\$2,000.00	\$3,000.00
	Estimated expenditures, 1928 appropriation	Estimated expenditures, 1927 appropriation	Expended and obligated, 1926		
Field service:					
Salaries and wages—	Average—	Average—	Average—		
Salary range, \$3,000 to \$3,600; average, \$3,300—	No. Salary	No. Salary	No. Salary		
Engineer.....	1/2 \$3,000	1/2 \$3,000	1/2 \$3,000		
Salary range, \$1,860 to \$2,400; average, \$2,100—					
Foreman.....	1/2 2,300	1/2 2,300	1 2,225		
Instrumentman.....	1/2 1,920	1/2 1,920	1/2 1,920		
Total average number of employees.....	1 1/2	1 1/2	1 1/2		
Total salaries and wages, field service.....	1,560.00	1,560.00	2,635.00		
Deduct allowances for quarters, fuel, and light.....	150.00	150.00	225.00		
Cash payment, salaries and wages.....	1,410.00	1,410.00	2,410.00		
Miscellaneous and temporary labor, \$8 to \$1 per day.....	190.00	590.00	1,408.84		
01 Total personal services.....	1,600.00	2,000.00	3,818.84		
Supplies and materials:					
0230 Fuel.....	100.00	450.00	433.51		
0280 Sundry supplies.....	5.00	20.00	20.25		
02 Total supplies and materials.....	105.00	470.00	453.76		
05 Other communication service.....	5.00	5.00	2.00		
07 Transportation of things (service).....	20.00	25.00	25.15		
08 Photographing and blue prints.....			4.54		
12 Repairs and alterations.....	170.00	300.00	373.17		
30 Other equipment.....	50.00	100.00	80.48		
32 Other structures.....	50.00	70.00	41.56		
Reserve.....		30.00			
Total.....	2,000.00	3,000.00	4,794.50		
<b>Operation and Maintenance, Pumping Plants, San Carlos Reservation, Arizona (Tribal Funds)—</b> For the operation and maintenance of pumping plants and for the drilling of wells and installation of additional pumping plants for the irrigation of lands on the San Carlos Reservation in Arizona, \$10,000, to be paid from the funds held by the United States in trust for the Indians of such reservation: <i>Provided</i> , That the sum so used shall be reimbursed to the tribe by the Indians benefited, under such rules and regulations as the Secretary of the Interior may prescribe ( <i>acts June 30, 1919, vol. 41, p. 11, sec. 2; May 10, 1926, vol. 44, p. 464</i> ).					
	Estimated expenditures, 1928 appropriation	Estimated expenditures, 1927 appropriation	Expended and obligated, 1926		
Field service:					
Salaries and wages—	Average—	Average—	Average—		
Salary range, \$2,100 to \$2,700; average, \$2,400—	No. Salary	No. Salary	No. Salary		
Stationary engineer.....	1/2 \$2,100	1/2 \$2,100	1/2 \$2,100		
Salary range, \$1,860 to \$2,400; average, \$2,100—					
Clerk (purchasing agent).....	1/2 1,860	1/2 1,860	1/2 1,860		
Stationary engineer.....	1/2 1,860	1/2 1,860	1/2 1,860		
Total average number of employees.....	1 1/2	1 1/2	1 1/2		
Total salaries and wages, field service.....	2,215.00	2,215.00	2,215.00		
Deduct allowances for quarters, fuel, and light.....	200.00	200.00	200.00		
Cash payment, salaries and wages.....	2,015.00	2,015.00	2,015.00		
Miscellaneous and temporary labor, \$8 to \$1 per day.....	2,985.00	2,985.00	1,797.92		
01 Total personal services.....	5,000.00	5,000.00	3,812.92		
Supplies and materials:					
0230 Fuel.....	2,000.00	2,000.00	1,680.24		
0280 Sundry supplies.....	200.00	200.00	49.69		
02 Total supplies and materials.....	2,200.00	2,200.00	1,729.93		
05 Telephone service.....	10.00	10.00	18.25		
06 Commercial transportation.....	10.00	10.00	5.63		
07 Transportation of things (service).....	1,000.00	1,000.00	736.90		
08 Photographing and blue prints.....	2.00	2.00	2.07		
12 Repairs and alterations.....	1,000.00	1,000.00	849.20		
32 Other structures.....	778.00	778.00			
Total.....	10,000.00	10,000.00	7,148.90		

*Estimates of appropriations required for the service of the fiscal year ending June 30, 1928—Continued*

General object (title of appropriation), data of acts, references to Statutes at Large, or to Revised Statutes, and estimated amount required for each detailed object				Total amount to be appropriated under each head of appropriation	Amount appropriated for the fiscal year ending June 30, 1927
<b>Maintenance and Operation, Sacaton Dam, Arizona—</b> For necessary repairs, operation, and maintenance of the Sacaton Dam and bridge superstructure across the Gila River, near Sacaton, Arizona, reimbursable in accordance with the act of August 24, 1912 (Thirty-seventh Statutes at Large, page 522), \$2,000, [there is hereby made available until June 30, 1927, not exceeding \$7,000 of the unexpended balance of the appropriation made in the act of March 2, 1917 (Thirty-ninth Statutes at Large, pages 974 and 975), for the construction of the Sacaton Dam and superstructure: <i>Provided</i> , That the remainder of the unexpended balance of said appropriation, amounting to \$1,800, shall be covered into the Treasury and carried to the surplus fund immediately upon the approval of this act] (act May 10, 1926, vol. 44, p. 464)				\$2, 000. 00	
	Estimated expenditures, 1928 appropriation	Estimated expenditures, 1927 appropriation	Expended and obligated, 1926		
Field service:					
Salaries and wages—	Average—	Average—	Average—		
Salary range, \$2,400 to \$3,000; average, \$2,700—	No. Salary	No. Salary	No. Salary		
Engineer.....	1 \$3,000	1 \$3,000			
Superintendent of construction.....	1 2,400	1 2,400			
Salary range, \$1,800 to \$2,400; average, \$2,130—					
Foreman.....	1 1,800	1 1,800			
Total average number of employees.....	1 1 1/2	1 1 1/2			
Total salaries and wages, field service.....		3,560			
The difference between 1927 and 1928 is due to decrease in force, \$3,560.					
Miscellaneous and temporary labor, \$8 to \$1 per day.....		1,440			
01 Total personal services.....		5,000			
02 Sundry supplies.....		200			
07 Transportation of things (service).....		400			
12 Repairs and alterations.....		200			
13 Special and miscellaneous expenses.....	2,000	500			
32 Structures and parts and nonstructural improvements to land.....		630			
Reserve.....		70			
Total.....	2,000	7,000			
<b>Irrigation, Indian Lands, Yuma Reclamation Project, California and Arizona (Reimbursable)—</b> For reclamation and maintenance charges on Indian lands within the Yuma Reservation, California, and on ten acres within each of the eleven Yuma homestead entries in Arizona, under the Yuma reclamation project [\$35,000] \$10,000, reimbursable as provided by the act of March 3, 1911 (Thirty-sixth Statutes at Large, page 1063) (acts Apr. 21, 1904, vol. 33, p. 224, sec. 25; Mar. 3, 1911, vol. 36, p. 1063, sec. 3; June 30, 1919, vol. 41, p. 12, sec. 3; May 10, 1926, vol. 44, p. 464)				10, 000. 00	\$35, 000. 00
13 Special and miscellaneous expenses (paid to Bureau of Reclamation for reclamation and maintenance charges and assessments): Expenditures—1928, \$10,000; 1927, \$34,650; reserve, \$350; total, \$35,000; 1926, \$31,290.					
<b>Maintenance and Operation, Fort Hall Irrigation System, Idaho (Reimbursable)—</b> For improvement, maintenance, and operation of the Fort Hall irrigation system, Idaho, [\$33,500] \$28,000 (acts Mar. 1, 1907, vol. 34, p. 1024, sec 1; May 10, 1926, vol. 44, p. 464)				28, 000. 00	33, 500. 00
	Estimated expenditures, 1928 appropriation	Estimated expenditures, 1927 appropriation	Expended and obligated, 1926		
Field service:					
Salaries and wages—	Average—	Average—	Average—		
Salary range, \$2,400 to \$3,000; average, \$2,700—	No. Salary	No. Salary	No. Salary		
Engineer.....	1 \$2,700	1 \$2,700	1 \$2,700		
Salary range, \$1,800 to \$2,400; average, \$2,100—					
Instrumentman and ditch supervisor.....	1 1,800	1 1,800	1 1,800		
Salary range, \$1,320 to \$1,680; average, \$1,500—					
Gate tender.....	1 1,500	1 1,500	1 1,500		
Rodman.....	1 1,440	1 1,440	1 1,440		
Timekeeper.....	1 1,320	1 1,320	1 1,320		
Total average number of employees.....	4 1/2	4 1/2	1 1/2		
Total salaries and wages, field service.....	8,160.00	8,160.00	2,130.00		
Deduct allowances for quarters, fuel, and light.....	300.00	300.00	60.00		
Cash payment, salaries and wages.....	7,860.00	7,860.00	2,070.00		
Miscellaneous and temporary labor, \$8 to \$1 per day.....	8,140.00	18,140.00	9,148.76		
01 Total personal services.....	16,000.00	26,000.00	11,218.76		

## Estimates of appropriations required for the service of the fiscal year ending June 30, 1928—Continued

General object (title of appropriation), date of acts, references to Statutes at Large, or to Revised Statutes, and estimated amount required for each detailed object				Total amount to be appropriated under each head of appropriation	Amount appropriated for the fiscal year ending June 30, 1927
<b>Maintenance and Operation, Fort Hall Irrigation System, Idaho (Reimbursable)—Continued.</b>					
	Estimated expenditures, 1928 appropriation	Estimated expenditures, 1927 appropriation	Expended and obligated, 1926		
Supplies and materials:					
0200 Stationery and office supplies.....	\$50.00	\$50.00	\$40.84		
0230 Fuel.....	1,500.00	1,500.00	1,696.21		
0260 Provisions.....	350.00	350.00	227.92		
0280 Sundry supplies.....	100.00	100.00	62.22		
02 Total supplies and materials.....	2,000.00	2,000.00	2,027.19		
05 Telephone service.....	150.00	150.00	76.55		
06 Commercial transportation.....			9.55		
07 Transportation of things (service).....	200.00	200.00	168.77		
08 Photographing and blue prints.....	2.00	2.00	1.68		
10 Furnishing of heat, light, power, water, and electricity (service).....	500.00	500.00	211.73		
12 Repairs and alterations.....	8,000.00	3,165.00	836.30		
13 Special and miscellaneous expenses.....	248.00	248.00	24.20		
30 Other equipment.....	900.00	900.00	427.27		
Reserve.....		335.00			
Total.....	28,000.00	33,500.00	15,060.00		
<b>Irrigation System, Fort Hall Reservation, and Ceded Lands, Idaho—</b>					
[For completion of the enlarging, relocating, and repairing of canals, structures, and dam, and replacing of structures of the irrigation system for the irrigation of lands on the Fort Hall Reservation, Idaho, and lands ceded by the Indians of said reservation, as provided for in the act of May 24, 1922 (Forty-second Statutes at Large, page 568), the same to be reimbursed in accordance with the provisions of said act of May 24, 1922, there is hereby made available until June 30, 1927, not exceeding \$40,000 of the unexpended balance of the appropriations heretofore made for this purpose in the acts of May 24, 1922 (Forty-second Statutes at Large, page 568); January 24, 1923 (Forty-second Statutes at Large, page 1192); and June 5, 1924 (Forty-third Statutes at Large, page 402): <i>Provided</i> , That the remainder of the unexpended balance of said appropriations, amounting to \$3,961.44, shall be covered into the Treasury and carried to the surplus fund immediately upon the approval of this act (acts Mar. 1, 1907, vol. 34, p. 1024, sec. 1; May 10, 1926, vol. 44, p. 464).]					
	Estimated expenditures, 1928 appropriation	Estimated expenditures, 1927 appropriation	Expended and obligated, 1926		
Field service:					
Salaries and wages—	Average—	Average—	Average—		
Salary range, \$3,800 to \$5,000; average, \$4,400—	No. Salary	No. Salary	No. Salary		
Supervising engineer.....	1 \$3,800	1 \$3,800	1 \$3,800		
Salary range, \$2,400 to \$3,000; average, \$2,700—					
Engineer.....	1 2,700	1 2,700	1 2,700		
Assistant engineer.....	1 2,400	1 2,400	1 2,400		
Superintendent of construction.....	1 2,400	1 2,400	1 2,400		
Salary range, \$1,800 to \$2,400; average, \$2,100—					
Instrument men.....	2 2,000	2 2,000	2 2,000		
Salary range, \$1,320 to \$1,680; average, \$1,500—					
Foreman.....	1 1,500	1 1,500	1 1,500		
Rodmen.....	1 1,440	1 1,440	1 1,440		
Total average number of employees.....	7 13,958.00	7 13,958.00	7 13,958.00		
Total salaries and wages, field service.....					
The difference between 1927 and 1928 is due to transfer of employees to another appropriation \$6,313; decrease in force \$7,645.					
Miscellaneous and temporary labor, \$8 to \$1 per day.....		16,042.00	60,932.77		
01 Total personal services.....		30,000.00	74,890.77		
Supplies and materials:					
0230 Fuel.....		1,200.00	7,888.42		
0260 Provisions.....		300.00	5,061.67		
0280 Sundry supplies.....		500.00	1,283.33		
02 Total supplies and materials.....		2,000.00	14,233.42		
Communication service:					
0500 Telegraph service.....			5.09		
0510 Telephone service.....			137.61		
05 Total communication service.....			143.00		
06 Commercial transportation.....		100.00	353.82		
07 Transportation of things (service).....		300.00	1,452.38		
08 Photographing and blue prints.....			65.94		
11 Other rents.....		500.00	985.00		
12 Repairs and alterations.....		3,000.00	1,290.80		
30 Other equipment.....		100.00	402.03		
32 Other structures.....		4,000.00	70,685.71		
Total.....		40,000.00	164,502.87		



*Estimates of appropriations required for the service of the fiscal year ending June 30, 1928—Continued*

General object (title of appropriation), date of acts, references to Statutes at Large, or to Revised Statutes, and estimated amount required for each detailed object				Total amount to be appropriated under each head of appropriation	Amount appropriated for the fiscal year ending June 30, 1927
<b>Surveys and Investigations, Water Rights, Blackfoot River, Fort Hall Reservation, Idaho—</b> <i>For surveys and investigations for the protection of water rights on the Blackfoot River, including investigation of any damage resulting from the operation of the Blackfoot Reservoir, \$12,000, payable from funds received from the sale of excess stored waters of the Blackfoot Reservoir (submitted)</i>				\$12,000.00	
	Estimated expenditures, 1928 appropriation	Estimated expenditures, 1927 appropriation	Expended and obligated, 1926		
Field service:					
Salaries and wages—	<i>Average—</i>	<i>Average—</i>	<i>Average—</i>		
Salary range, \$3,800 to \$5,000; average, \$4,400—	No. Salary	No. Salary	No. Salary		
Supervising engineer	1 \$3,800				
Salary range, \$2,400 to \$3,000; average, \$2,700—					
Engineer	1 2,700				
Assistant engineer	1 2,400				
Salary range, \$1,800 to \$2,400; average, \$2,100—					
Instrumentman	1 2,100				
Salary range, \$1,320 to \$1,680; average, \$1,500—					
Rodmen	2 1,440				
Total average number of employees	3 1/2				
Total salaries and wages, field service	6,313.00				
The difference between 1927 and 1928 is due to transfer of employees from another appropriation \$6,313.					
Miscellaneous and temporary labor, \$8 to \$1 per day	2,687.00				
01 Total personal services	9,000.00				
Supplies and materials:					
0260 Provisions	200.00				
0280 Sundry supplies	1,000.00				
02 Total supplies and materials	1,200.00				
06 Commercial transportation	400.00				
11 Other rents	800.00				
13 Special and miscellaneous expenses	500.00				
30 Other equipment	100.00				
Total	12,000.00				
<b>Maintenance and operation, Irrigation Systems, Fort Belknap Reservation, Mont. (Reimbursable)—</b> <i>For maintenance and operation, including repairs of the irrigation systems on the Fort Belknap Reservation, in Montana, [\$20,000] \$18,000, reimbursable in accordance with the provisions of the act of April 4, 1910 (acts June 10, 1896, vol. 29, p. 351, sec. 8; Apr. 30, 1908, vol. 85, p. 88, sec. 1; May 10, 1926, vol. 44, p. 464)</i>				18,000.00	\$20,000.00
	Estimated expenditures, 1928 appropriation	Estimated expenditures, 1927 appropriation	Expended and obligated, 1926		
Field service:					
Salaries and wages—	<i>Average—</i>	<i>Average—</i>	<i>Average—</i>		
Salary range, \$2,100 to \$2,700; average, \$2,400—	No. Salary	No. Salary	No. Salary		
Foreman	1 \$2,100	1 \$2,100	1 1/2 \$2,100		
Salary range, \$1,860 to \$2,400; average, \$2,100—					
Foreman			1 1/2 1,860		
Salary range, \$1,680 to \$2,040; average, \$1,860—					
Clerk (cost accountant)	1 1,680	1 1,680	1 1,680		
Salary range, \$1,500 to \$1,860; average, \$1,680—					
Ditchrider	1 1,500	1 1,500	1 1,500		
Salary range, \$1,320 to \$1,680; average, \$1,500—					
Ditchrider			1 1,320		
Total average number of employees	2 1/2	2 1/2	1 1/2		
Total salaries and wages, field service	2,880.00	2,880.00	2,595.00		
Deduct allowances for quarters, fuel, and light	240.00	240.00	235.00		
Cash payment, salaries and wages	2,640.00	2,640.00	2,360.00		
Miscellaneous and temporary labor, \$8 to \$1 per day	10,360.00	10,360.00	15,841.64		
01 Total personal services	13,000.00	13,000.00	17,701.64		
Supplies and materials:					
0230 Fuel	750.00	750.00	579.82		
0250 Forage and other supplies for animals	250.00	250.00	195.39		
0280 Sundry supplies			.95		
02 Total supplies and materials	1,000.00	1,000.00	776.16		
06 Commercial transportation	20.00	20.00	13.50		
07 Transportation of things (service)	500.00	500.00	389.91		
12 Repairs and alterations	1,280.00	2,280.00	2,107.82		
30 Other equipment	1,000.00	1,000.00	965.28		
32 Other structures	1,200.00	2,000.00	1,828.45		
Reserve		200.00			
Total	18,000.00	20,000.00	23,782.66		

*Estimates of appropriations required for the service of the fiscal year ending June 30, 1928—Continued*

General object (title of appropriation), date of acts, references to Statutes at Large, or to Revised Statutes, and estimated amount required for each detailed object	Total amount to be appropriated under each head of appropriation	Amount appropriated for the fiscal year ending June 30, 1927
<p><i>Irrigation Systems, Flathead Reservation, Mont. (Reimbursable)—</i>  For [continuing construction,] maintenance[,] and operation of the irrigation systems on the Flathead Indian Reservation, in Montana, by and under the direction of the Commissioner of Indian Affairs, [including the purchase of any necessary rights or property, \$575,000] \$25,000 (reimbursable). <i>Provided</i>, That of the total amount herein appropriated not to exceed \$15,000 shall be available for operation and maintenance of the project, the balance to be available for the construction items hereinafter enumerated in not to exceed the following amounts: Pablo Feed Canal enlargement, \$100,000; Moiese Canal enlargement, \$15,000; South Side Jocko Canal, \$40,000; Hubbart Feed Canal, \$7,500; Camas A Canal, \$2,500; continuing construction of power plant, \$395,000, of which sum \$15,000 shall be immediately available for additional surveys and preparation of plans: <i>Provided further</i>, That no part of this appropriation, except the \$15,000 herein made immediately available, shall be expended on construction work until an appropriate repayment contract, in form approved by the Secretary of the Interior, shall have been properly executed by a district or districts organized under State law embracing the lands irrigable under the project, except trust patent Indian lands, which contract, among other things, shall require repayment of all construction costs heretofore or hereafter incurred on behalf of such lands, with provision that the total construction cost on the Camas Division in excess of the amount it would be if based on the per acre construction cost of the Mission Valley Division of the project, shall be held and treated as a deferred obligation to be liquidated as hereinafter provided. Such contract shall require that the net revenues derived from the operation of the power plant herein appropriated for shall be used to reimburse the United States in the following order: First to liquidate the cost of the power development; second, to liquidate payment of the deferred obligation on the Camas Division; third, to liquidate construction cost on an equal per acre basis on each acre of irrigable land within the entire project; and, fourth, to liquidate operation and maintenance costs within the entire project. Provision shall also be contained therein requiring payment of operation and maintenance charges annually in advance of each irrigation season and prohibit the granting of a water right to or the use of water by any individual for more than one hundred and sixty acres of land irrigable under constructed works within the project after the Secretary of the Interior shall have issued public notice in accordance with the act of May 18, 1916 (Thirty-ninth Statutes at Large, pages 123-130); all lands, except lands owned by individual Indians, at the date of public notice in excess of one hundred and sixty acres not disposed of by bona fide sale within two years after said public notice shall be conveyed in fee to the United States free of encumbrance to again become a part of the public domain under contract between the United States and the individual owners at the appraised price fixed at the instance of the Secretary of the Interior, such amount to be credited in reduction of the construction charge against the land within the project retained by such owner. All lands so conveyed to the United States shall be subject to disposition by the Secretary of the Interior in farm units at the appraised price, to which shall be added such amount as may be necessary to cover any accruals against the land and other costs arising from conditions and requirements prescribed by said Secretary: <i>Provided further</i>, That trust patent Indian lands shall not be subject to the provisions of the law of any district created as herein provided for but shall, upon the issuance of fee patent therefor, be accorded the same rights and privileges and be subject to the same obligations as other lands within such district or districts: <i>Provided further</i>, That all construction, operation, and maintenance costs, except such construction costs on the Camas Division held and treated as a deferred obligation herein provided for, on this project shall be, and are hereby, made a first lien against all lands within the project, which lien upon any particular farm unit shall be released by the Secretary of the Interior after the total amount charged against such unit shall have been paid, and a recital of such lien shall be made in any instrument issued prior to such release by the said Secretary. The contracts executed by such district or districts shall recognize and acknowledge the existence of such lien: <i>Provided further</i>, That pending the issuance of public notice the construction assessment shall be at the same rate heretofore fixed by the Secretary of the Interior, but upon issuance of public notice the assessment rate shall be 2½ per centum per acre, payable annually, in addition to the net revenues derived from operations of the power plant as hereinbefore provided, of the total unpaid construction costs at the date of said public notice: <i>Provided further</i>, That the public notice above referred to shall be issued by the Secretary of the Interior upon completion of the construction of the power plant.] (Acts Apr. 30, 1908, vol. 35, p. 83, sec. 1; May 18, 1916, vol. 39, p. 140, sec. 10; May 10, 1926, vol. 44, p. 464)</p>	\$25,000.00	\$575,000.00

*Estimates of appropriations required for the service of the fiscal year ending June 30, 1928—Continued*

General object (title of appropriation), date of acts, references to Statutes at Large, or to Revised Statutes, and estimated amount required for each detailed object				Total amount to be appropriated under each head of appropriation	Amount appropriated for the fiscal year ending June 30, 1927
<b>Irrigation Systems, Flathead Reservation, Mont. (Reimbursable)—Continued.</b>					
	Estimated expenditures, 1928 appropriation	Estimated expenditures, 1927 appropriation	Expended and obligated, 1926		
Field service:					
Salaries and wages—	Average—	Average—	Average—		
Salary range, \$3,000 to \$3,600; average, \$3,300—	No. Salary	No. Salary	No. Salary		
Engineer.....	1/2 \$3,000	1/2 \$3,000	1/2 \$3,000		
Salary range, \$2,100 to \$2,700; average, \$2,400—					
Watermaster.....	1/2 2,400	1/2 2,400	1/2 2,400		
Chief clerk and special disbursing agent.....	1/2 2,400	1/2 2,400	1/2 2,400		
Assistant engineers.....	3 2,400	3 2,400	3 2,400		
Water master.....					
Salary range, \$1,860 to \$2,400; average, \$2,100—					
Garageman.....	1/2 1,980	1/2 1,980	1/2 1,980		
Foreman.....					
Water master.....					
Salary range, \$1,500 to \$1,860; average, \$1,680—					
Ditch rider.....	1 1,620	1 1,620	1 1,620		
Clerk.....	1/2 1,500	2 1/2 1,500	1/2 1,500		
Clerk-stenographer.....					
Ditch rider.....	1 1,500	1 1,500	1 1,500		
Total average number of employees.....	3 1/2	8 1/2	5 1/2		
Total salaries and wages, field service.....	6,750.00	16,550.00	10,848.00		
Deduct allowances for quarters, fuel, and light.....	245.00	195.00	813.00		
Cash payment, salaries and wages.....	6,505.00	16,355.00	10,035.00		
The difference between 1927 and 1928 is due to decrease in force, \$9,850.....					
Miscellaneous and temporary labor \$8 to \$1 per day.....	8,495.00	205,645.00	10,822.04		
01 Total personal services.....	15,000.00	222,000.00	20,857.04		
Supplies and materials:					
0200 Stationery and office supplies.....	50.00	200.00	36.47		
0230 Fuel.....	100.00	1,000.00	1,399.27		
0250 Forage and other supplies for animals.....	250.00	2,000.00	174.05		
0260 Provisions.....	200.00	1,000.00	1,646.30		
0280 Sundry supplies.....	200.00	5,000.00	208.57		
02 Total supplies and materials.....	800.00	9,200.00	3,464.66		
Communication service:					
0510 Telephone service.....	25.00	250.00	27.75		
0520 Other communication service.....	25.00	250.00	7.80		
05 Total communication service.....	50.00	500.00	35.55		
06 Commercial transportation.....		1,000.00	531.64		
07 Transportation of things.....	100.00	5,000.00	617.00		
08 Photographing and blue prints.....	50.00	100.00	65.95		
10 Furnishing of heat, light, power, water, and electricity (service).....	100.00	2,000.00	20.50		
11 Other rents.....	50.00	1,000.00	817.05		
12 Repairs and alterations.....	4,300.00	10,000.00	4,534.24		
13 Special and miscellaneous expenses.....	50.00	1,000.00	53.80		
30 Other equipment.....	2,500.00	50,000.00	221.88		
32 Other structures.....	2,000.00	267,450.00	3,495.46		
Reserve.....		5,750.00			
Total.....	25,000.00	575,000.00	34,714.57		
<b>Maintenance and Operation, Irrigation Systems, Fort Peck Reservation, Mont. (Reimbursable)—</b>					
For maintenance and operation of the Poplar River, Little Porcupine, and Big Porcupine divisions of the irrigation systems on the Fort Peck Indian Reservation in Montana, by and under the direction of the Commissioner of Indian Affairs, including the purchase of any necessary rights or property (reimbursable) (acts May 30, 1908, vol. 35, p. 558, sec. 1; May 10, 1926, vol. 44, p. 466)				\$9,000.00	\$9,000.00
	Estimated expenditures, 1928 appropriation	Estimated expenditures, 1927 appropriation	Expended and obligated, 1926		
Field service:					
Salaries and wages—	Average—	Average—	Average—		
Salary range, \$2,100 to \$2,700; average, \$2,400—	No. Salary	No. Salary	No. Salary		
Water master.....	1/2 \$2,100	1/2 \$2,100	1/2 \$2,100		
Salary range, \$1,500 to \$1,860; average, \$1,680—					
Ditch rider.....	1 1,620	1 1,620	1 1,620		
Stenographer-clerk.....	1/2 1,500	1/2 1,500	1/2 1,500		

## Estimates of appropriations required for the service of the fiscal year ending June 30, 1928—Continued

General object (title of appropriation), date of acts, references to Statutes at Large, or to Revised Statutes, and estimated amount required for each detailed object				Total amount to be appropriated under each head of appropriation	Amount appropriated for the fiscal year ending June 30, 1927
<b>Maintenance and Operation, Irrigation Systems, Fort Peck Reservation, Mont. (Reimbursable)—Continued.</b>					
	Estimated expenditures, 1928 appropriation	Estimated expenditures, 1927 appropriation	Expended and obligated, 1926		
Field service—Continued.					
Salaries and wages—Continued.					
Salary range, \$1,320 to \$1,680; average, \$1,500—	Average— No. Salary	Average— No. Salary	Average— No. Salary		
Ditch rider.....	1 1/2 \$1,440	1 1/2 \$1,440	1 1/2 \$1,440		
Total average number of employees.....	1 1/2	1 1/2	1 1/2		
Total salaries and wages, field service.....	3,210.00	3,210.00	3,210.00		
Deduct allowances for quarters, fuel, and light.....	180.00	180.00	180.00		
Cash payment, salaries and wages.....	3,030.00	3,030.00	3,030.00		
Miscellaneous and temporary labor \$8 to \$1 per day.....	2,970.00	2,065.00	2,065.30		
01 Total personal services.....	6,000.00	5,095.00	5,095.30		
02 Fuel.....	500.00	500.00	517.95		
Communication service:					
0510 Telephone service.....	50.00	50.00	28.90		
0520 Other communication service.....			1.20		
05 Total communication service.....	50.00	50.00	30.10		
06 Commercial transportation.....	25.00	25.00	33.04		
07 Transportation of things (service).....	50.00	50.00	14.60		
12 Repairs and alterations.....	1,250.00	1,150.00	144.09		
32 Other structures.....	1,125.00	2,040.00	1,960.00		
Reserve.....		80.00			
Total.....	9,000.00	9,000.00	7,795.08		
<b>Irrigation Systems, Blackfeet Reservation, Mont. (Reimbursable)—</b>					
For improvement, maintenance, and operation of the Two Medicine and Badger-Fisher divisions of the irrigation systems on the Blackfeet Indian Reservation in Montana, by and under the direction of the Commissioner of Indian Affairs, including the purchase of any necessary rights or property <b>[\$15,000]</b> \$25,000 (reimbursable) (acts June 10, 1896, vol. 29, p. 355, sec. 2; Apr. 4, 1910, vol. 36, p. 277, sec. 11; May 10, 1926, vol. 44, p. 466).....				\$25,000.00	\$15,000.00
	Estimated expenditures, 1928 appropriation	Estimated expenditures, 1927 appropriation	Expended and obligated, 1926		
Field service:					
Salaries and wages—	Average— No. Salary	Average— No. Salary	Average— No. Salary		
Salary range, \$2,700 to \$3,300; average, \$3,000—	1 1/2 \$2,700	1 1/2 \$2,700	1 1/2 \$2,700		
Superintendent of construction.....	1 1/2	1 1/2	1 1/2		
Salary range, \$2,400 to \$3,300; average, \$3,000—	1 1/2 2,400	1 1/2 2,400	1 1/2 2,400		
Superintendent of construction.....	1 1/2	1 1/2	1 1/2		
Salary range, \$2,100 to \$2,700; average, \$2,400—	1 1/2 2,100	1 1/2 2,100	1 1/2 2,100		
Clerk.....	1 1/2	1 1/2	1 1/2		
Water master.....	1 1/2 2,100	1 1/2 2,100	1 1/2 2,100		
Salary range, \$1,860 to \$2,400; average, \$2,100—	1 1/2 1,860	1 1/2 1,860	1 1/2 1,860		
Clerk.....	1 1/2	1 1/2	1 1/2		
Salary range, \$1,680 to \$2,040; average, \$1,860—	1 1/2 1,680	1 1/2 1,680	1 1/2 1,680		
Water master.....	1 1/2	1 1/2	1 1/2		
Salary range, \$1,500 to \$1,860; average, \$1,680—	1 1/2 1,500	1 1/2 1,500	1 1/2 1,500		
Clerk-stenographer.....	1 1/2	1 1/2	1 1/2		
Salary range, \$1,320 to \$1,680; average, \$1,500—	1 1/2 1,320	1 1/2 1,320	1 1/2 1,320		
Ditch rider.....	1 1/2	1 1/2	1 1/2		
Salary range, \$1,140 to \$1,500; average, \$1,320—	1 1/2 1,140	1 1/2 1,140	1 1/2 1,140		
Ditch rider.....	1 1/2	1 1/2	1 1/2		
Total average number of employees.....	1 1/2	1 1/2	1 1/2		
Total salaries and wages, field service.....	3,425.00	3,425.00	3,425.00		
Deduct allowance for quarters, fuel, and light.....	295.00	295.00	295.00		
Cash payment, salaries and wages.....	3,130.00	3,130.00	3,130.00		
Miscellaneous and temporary labor, \$8 to \$1 per day.....	6,870.00	4,870.00	896.37		
01 Total personal services.....	10,000.00	8,000.00	4,026.37		
Supplies and materials:					
0230 Fuel.....	500.00	250.00	72.75		
0250 Forage and other supplies for animals.....	1,500.00	750.00	174.00		
02 Total supplies and materials.....	2,000.00	1,000.00	246.75		
07 Transportation of things (service).....	1,800.00	1,200.00	311.14		
12 Repairs and alterations.....	8,000.00	3,000.00	39.79		
32 Other structures.....	3,200.00	1,650.00	364.60		
Reserve.....		150.00			
Total.....	25,000.00	15,000.00	4,988.55		

*Estimates of appropriations required for the service of the fiscal year ending June 30, 1928—Continued*

General object (title of appropriation), date of acts, references to Statutes at Large, or to Revised Statutes, and estimated amount required for each detailed object	Total amount to be appropriated under each head of appropriation	Amount appropriated for the fiscal year ending June 30, 1927
--	--	--

**Maintenance and Operation, Irrigation Systems, Crow Reservation, Mont. (Reimbursable)—**

For maintenance and operation of the irrigation systems on the Crow Reservation, Montana, including maintenance assessments payable to the Two Leggings Water Users Association and Bozeman Trail Ditch Company, Montana, properly assessable against lands allotted to the Indians irrigable thereunder, **[\$5,000] \$1,000**, to be reimbursed under such rules and regulations as may be prescribed by the Secretary of the Interior (acts June 30, 1919, vol. 41, p. 16, sec. 10; May 10, 1926, vol. 44, p. 466)

\$1,000.00

\$5,000.00

	Estimated expenditures, 1928 appropriation	Estimated expenditures, 1927 appropriation	Expended and obligated, 1926
<b>Field service:</b>			
Salaries and wages—	<i>Average—</i>	<i>Average—</i>	<i>Average—</i>
Salary range, \$3,800 to \$5,000; average, \$4,400—	No. Salary	No. Salary	No. Salary
Engineer	1 \$3,800	1 \$3,800	1 \$3,800
Salary range, \$3,000 to \$3,600; average, \$3,300—			
Engineer			1 3,000
Salary range, \$2,100 to \$2,700; average \$2,400—			
Instrumentman-clerk			1 2,100
Salary range, \$1,860 to \$2,400; average, \$2,100—			
Instrumentman-clerk			1 1,860
Total average number of employees	1	2	
Total salaries and wages, field service		3,800.00	5,813.00
Deduct allowances for quarters, fuel, and light		400.00	953.00
Cash payment, salaries and wages		3,400.00	4,860.00
The difference between 1927 and 1928 is due to transfer of this salary to collections expendable, \$3,400.			
Miscellaneous and temporary labor, \$8 to \$1 per day	\$1,000.00	1,000.00	1,092.54
01 Total personal services	1,000.00	4,400.00	5,952.54
Supplies and materials:			
0230 Fuel		75.00	2,662.86
0250 Forage and other supplies for animals		20.00	842.12
0280 Sundry supplies		5.00	4.25
02 Total supplies and materials		100.00	3,509.23
Communication service:			
0510 Telephone service		20.00	19.90
0520 Other communication service		5.00	1.50
05 Total communication service		25.00	21.40
06 Commercial transportation		10.00	17.89
07 Transportation of things (service)		50.00	436.60
12 Repairs and alterations		235.00	1,042.63
13 Special and miscellaneous expenses		80.00	4,853.60
30 Other equipment		50.00	76.52
Reserve		50.00	
Total	1,000.00	5,000.00	15,910.41

**Maintenance and Operation, Irrigation System, Pyramid Lake Reservation, Nev. (Reimbursable)—**

For operation and maintenance of the irrigation system on the Pyramid Lake Reservation, Nevada, \$3,500, reimbursable from any funds of the Indians of this reservation now or hereafter available (acts May 18, 1916, vol. 39, p. 145, sec. 15; May 10, 1926, vol. 44, p. 466)

3,500.00

3,500.00

	Estimated expenditures, 1928 appropriation	Estimated expenditures, 1927 appropriation	Expended and obligated, 1926
<b>Field service:</b>			
Salaries and wages—	<i>Average—</i>	<i>Average—</i>	<i>Average—</i>
Salary range, \$2,100 to \$2,700; average, \$2,400—	No. Salary	No. Salary	No. Salary
Foreman	1 2,100	1 2,100	1 2,100
Salary range, \$1,320 to \$1,680; average, \$1,500—			
Ditch rider	1 1,500	1 1,500	1 1,480
Total average number of employees	1 1/2	1 1/2	1 1/2
Total salaries and wages, field service	1,675.00	1,675.00	1,410.00
Deduct allowances for quarters, fuel, and light	180.00	180.00	135.00
Cash payment, salaries and wages	1,515.00	1,515.00	1,275.00
Miscellaneous and temporary labor, \$8 to \$1 per day	1,485.00	1,485.00	1,243.55
01 Total personal services	3,000.00	3,000.00	2,518.55
02 Fuel	100.00	100.00	103.50
06 Commercial transportation	10.00	10.00	12.00
08 Photographing and blue prints	2.00	2.00	3.30
12 Repairs and alterations	50.00	50.00	49.82
32 Other structures	338.00	303.00	171.04
Reserve		25.00	
Total	3,500.00	3,500.00	2,858.21

## Estimates of appropriations required for the service of the fiscal year ending June 30, 1928—Continued

General object (title of appropriation), date of acts, references to Statutes at Large, or to Revised Statutes, and estimated amount required for each detailed object	Total amount to be appropriated under each head of appropriation	Amount appropriated for the fiscal year ending June 30, 1927																																																																												
<p><b>Reclamation and Maintenance Charges, Paiute Allotted Lands, Newlands Project, Nev. (Reimbursable)—</b> <b>Drainage Assessments, Paiute Allotted Lands, Newlands Project, Nev. (Reimbursable)—</b> For payment of annual installment of reclamation charges on eight hundred and three-tenths acres of Paiute Indian lands within the Newlands project, Nevada, and for operation and maintenance charges, <i>including operation of drains</i>, against Indian lands within said project, <b>[\$13,500] \$11,325</b>; for payment of annual drainage assessments against said lands, \$2,500; in all, <b>[\$16,000] \$13,825</b>, reimbursable from any funds of the said Indians now or hereafter available (<i>acts Mar. 3, 1921, vol. 41, p. 1238, sec. 12; May 10, 1926, vol. 44, p. 466</i>)—</p> <p>13 Special and miscellaneous expenses (paid to Bureau of Reclamation for reclamation and maintenance charges and assessments): Expenditures—1928, \$13,825; 1927, \$15,840; reserve, \$160; total, \$16,000; 1926, \$8,500.</p> <p><b>Investigation, Reservoir Site, Walker River, Nev.—</b> <b>Walker River, Nevada, Dam:</b> To carry out the provisions of the act entitled "An act to investigate and determine the feasibility of the construction of an irrigation dam on Walker River, Nevada," approved June 30, 1926, fiscal year 1927" (<i>act July 3, 1926, vol. 44, p. 855</i>)—</p>	\$13,825.00	\$16,000.00																																																																												
		10,000.00																																																																												
<table><thead><tr><th></th><th>Estimated expenditures, 1928 appropriation</th><th>Estimated expenditures, 1927 appropriation</th><th>Expended and obligated, 1926</th></tr></thead><tbody><tr><td><b>Field service:</b></td><td></td><td></td><td></td></tr><tr><td>Salaries and wages—</td><td><i>Average—</i></td><td><i>Average—</i></td><td><i>Average—</i></td></tr><tr><td>Salary range, \$1,860 to \$2,400; average, \$2,100—</td><td><i>No. Salary</i></td><td><i>No. Salary</i></td><td></td></tr><tr><td>Assistant engineer</td><td>1 \$2,400</td><td>1 1,860</td><td></td></tr><tr><td>Instrumentman</td><td></td><td>2 1,680</td><td></td></tr><tr><td>Salary range, \$1,680 to \$2,040; average, \$1,860—</td><td></td><td></td><td></td></tr><tr><td>Rodmen</td><td></td><td>3 1/2 6,120</td><td></td></tr><tr><td>Total average number of employees</td><td></td><td></td><td></td></tr><tr><td>Total salaries and wages, field service</td><td></td><td>6,120</td><td></td></tr><tr><td>The difference between 1927 and 1928 is due to transfer of salaries to another appropriation, \$6,420.</td><td></td><td></td><td></td></tr><tr><td>Miscellaneous and temporary labor, \$8 to \$1 per day</td><td></td><td>1,580</td><td></td></tr><tr><td>01 Total personal services</td><td></td><td>8,000</td><td></td></tr><tr><td>02 Sundry supplies</td><td></td><td>150</td><td></td></tr><tr><td>06 Commercial transportation</td><td></td><td>250</td><td></td></tr><tr><td>06 Photographing and blue prints</td><td></td><td>100</td><td></td></tr><tr><td>13 Special and miscellaneous expenses</td><td></td><td>1,400</td><td></td></tr><tr><td>Reserve</td><td></td><td>100</td><td></td></tr><tr><td>Total</td><td></td><td>10,000</td><td></td></tr></tbody></table>		Estimated expenditures, 1928 appropriation	Estimated expenditures, 1927 appropriation	Expended and obligated, 1926	<b>Field service:</b>				Salaries and wages—	<i>Average—</i>	<i>Average—</i>	<i>Average—</i>	Salary range, \$1,860 to \$2,400; average, \$2,100—	<i>No. Salary</i>	<i>No. Salary</i>		Assistant engineer	1 \$2,400	1 1,860		Instrumentman		2 1,680		Salary range, \$1,680 to \$2,040; average, \$1,860—				Rodmen		3 1/2 6,120		Total average number of employees				Total salaries and wages, field service		6,120		The difference between 1927 and 1928 is due to transfer of salaries to another appropriation, \$6,420.				Miscellaneous and temporary labor, \$8 to \$1 per day		1,580		01 Total personal services		8,000		02 Sundry supplies		150		06 Commercial transportation		250		06 Photographing and blue prints		100		13 Special and miscellaneous expenses		1,400		Reserve		100		Total		10,000			
	Estimated expenditures, 1928 appropriation	Estimated expenditures, 1927 appropriation	Expended and obligated, 1926																																																																											
<b>Field service:</b>																																																																														
Salaries and wages—	<i>Average—</i>	<i>Average—</i>	<i>Average—</i>																																																																											
Salary range, \$1,860 to \$2,400; average, \$2,100—	<i>No. Salary</i>	<i>No. Salary</i>																																																																												
Assistant engineer	1 \$2,400	1 1,860																																																																												
Instrumentman		2 1,680																																																																												
Salary range, \$1,680 to \$2,040; average, \$1,860—																																																																														
Rodmen		3 1/2 6,120																																																																												
Total average number of employees																																																																														
Total salaries and wages, field service		6,120																																																																												
The difference between 1927 and 1928 is due to transfer of salaries to another appropriation, \$6,420.																																																																														
Miscellaneous and temporary labor, \$8 to \$1 per day		1,580																																																																												
01 Total personal services		8,000																																																																												
02 Sundry supplies		150																																																																												
06 Commercial transportation		250																																																																												
06 Photographing and blue prints		100																																																																												
13 Special and miscellaneous expenses		1,400																																																																												
Reserve		100																																																																												
Total		10,000																																																																												
<p><b>Irrigation System, Laguna Pueblo, N. Mex. (Reimbursable)—</b> For improvement, operation, and maintenance of the irrigation system for the Laguna and Acoma Indians in New Mexico, <b>[\$4,000] \$3,000</b>, reimbursable by the Indians benefitted, under such rules and regulations as the Secretary of the Interior may prescribe (<i>acts Feb. 14, 1920, vol. 41, p. 423, sec. 13; May 10, 1926, vol. 44, p. 466</i>)—</p>	3,000.00	4,000.00																																																																												
<table><thead><tr><th></th><th>Estimated expenditures, 1928 appropriation</th><th>Estimated expenditures, 1927 appropriation</th><th>Expended and obligated, 1926</th></tr></thead><tbody><tr><td><b>Field service:</b></td><td></td><td></td><td></td></tr><tr><td>Salaries and wages—</td><td><i>Average—</i></td><td><i>Average—</i></td><td><i>Average—</i></td></tr><tr><td>Salary range, \$2,400 to \$3,000; average, \$2,700—</td><td><i>No. Salary</i></td><td><i>No. Salary</i></td><td><i>No. Salary</i></td></tr><tr><td>Superintendent of construction</td><td>1 \$2,400</td><td>1 \$2,400</td><td></td></tr><tr><td>Total average number of employees</td><td>1</td><td>1</td><td></td></tr><tr><td>Total salaries and wages, field service</td><td>600.00</td><td>600.00</td><td></td></tr><tr><td>Miscellaneous and temporary labor, \$8 to \$1 per day</td><td>1,400.00</td><td>1,400.00</td><td>\$511.83</td></tr><tr><td>01 Total personal services</td><td>2,000.00</td><td>2,000.00</td><td>511.83</td></tr><tr><td>Supplies and materials:</td><td></td><td></td><td></td></tr><tr><td>0230 Fuel</td><td>50.00</td><td>75.00</td><td>48.00</td></tr><tr><td>0280 Sundry supplies</td><td>25.00</td><td>25.00</td><td>27.06</td></tr><tr><td>02 Total supplies and materials</td><td>75.00</td><td>100.00</td><td>75.06</td></tr><tr><td>06 Commercial transportation</td><td>100.00</td><td>150.00</td><td>97.89</td></tr><tr><td>12 Repairs and alterations</td><td>605.00</td><td>1,540.00</td><td>1,159.71</td></tr><tr><td>30 Other equipment</td><td>20.00</td><td>20.00</td><td>18.87</td></tr><tr><td>32 Other structures</td><td>200.00</td><td>150.00</td><td>1,247.31</td></tr><tr><td>Reserve</td><td></td><td>40.00</td><td></td></tr><tr><td>Total</td><td>3,000.00</td><td>4,000.00</td><td>2,110.67</td></tr></tbody></table>		Estimated expenditures, 1928 appropriation	Estimated expenditures, 1927 appropriation	Expended and obligated, 1926	<b>Field service:</b>				Salaries and wages—	<i>Average—</i>	<i>Average—</i>	<i>Average—</i>	Salary range, \$2,400 to \$3,000; average, \$2,700—	<i>No. Salary</i>	<i>No. Salary</i>	<i>No. Salary</i>	Superintendent of construction	1 \$2,400	1 \$2,400		Total average number of employees	1	1		Total salaries and wages, field service	600.00	600.00		Miscellaneous and temporary labor, \$8 to \$1 per day	1,400.00	1,400.00	\$511.83	01 Total personal services	2,000.00	2,000.00	511.83	Supplies and materials:				0230 Fuel	50.00	75.00	48.00	0280 Sundry supplies	25.00	25.00	27.06	02 Total supplies and materials	75.00	100.00	75.06	06 Commercial transportation	100.00	150.00	97.89	12 Repairs and alterations	605.00	1,540.00	1,159.71	30 Other equipment	20.00	20.00	18.87	32 Other structures	200.00	150.00	1,247.31	Reserve		40.00		Total	3,000.00	4,000.00	2,110.67		
	Estimated expenditures, 1928 appropriation	Estimated expenditures, 1927 appropriation	Expended and obligated, 1926																																																																											
<b>Field service:</b>																																																																														
Salaries and wages—	<i>Average—</i>	<i>Average—</i>	<i>Average—</i>																																																																											
Salary range, \$2,400 to \$3,000; average, \$2,700—	<i>No. Salary</i>	<i>No. Salary</i>	<i>No. Salary</i>																																																																											
Superintendent of construction	1 \$2,400	1 \$2,400																																																																												
Total average number of employees	1	1																																																																												
Total salaries and wages, field service	600.00	600.00																																																																												
Miscellaneous and temporary labor, \$8 to \$1 per day	1,400.00	1,400.00	\$511.83																																																																											
01 Total personal services	2,000.00	2,000.00	511.83																																																																											
Supplies and materials:																																																																														
0230 Fuel	50.00	75.00	48.00																																																																											
0280 Sundry supplies	25.00	25.00	27.06																																																																											
02 Total supplies and materials	75.00	100.00	75.06																																																																											
06 Commercial transportation	100.00	150.00	97.89																																																																											
12 Repairs and alterations	605.00	1,540.00	1,159.71																																																																											
30 Other equipment	20.00	20.00	18.87																																																																											
32 Other structures	200.00	150.00	1,247.31																																																																											
Reserve		40.00																																																																												
Total	3,000.00	4,000.00	2,110.67																																																																											

*Estimates of appropriations required for the service of the fiscal year ending June 30, 1928—Continued*

General object (title of appropriation), date of acts, references to Statutes at Large, or to Revised Statutes, and estimated amount required for each detailed object				Total amount to be appropriated under each head of appropriation	Amount appropriated for the fiscal year ending June 30, 1927
<b>Improvement, Maintenance, and Operation, Hogback Irrigation Project, Navajo Reservation, N. Mex. (Reimbursable)—</b> For improvement, operation, and maintenance of the Hogback irrigation project on that part of the Navajo Reservation in New Mexico under the jurisdiction of the San Juan Indian School, \$6,000, reimbursable under such rules and regulations as the Secretary of the Interior may prescribe ( <i>acts Mar. 3, 1921, vol. 41, p. 1239, sec. 13; May 10, 1926, vol. 44, p. 466</i> )				\$6,000.00	\$6,000.00
	Estimated expenditures, 1928 appropriation	Estimated expenditures, 1927 appropriation	Expended and obligated, 1926		
Field service:					
Salaries and wages—	<i>Average—</i>	<i>Average—</i>	<i>Average—</i>		
Salary range, \$2,400 to \$3,000; average, \$2,700—	No. Salary	No. Salary	No. Salary		
Assistant engineer.....	1 1,680	1 1,680	1 1,680		
Foreman.....	1 1,880.00	1 1,880.00	1 1,880.00		
Total average number of employees.....	1 1,880.00	1 1,880.00	1 1,880.00		
Total salaries and wages, field service.....	180.00	180.00	180.00		
Deduct allowances for quarters, fuel, and light.....					
Cash payment, salaries and wages.....	1,700.00	1,700.00	1,700.00		
Miscellaneous and temporary labor, \$8 to \$1 per day.....	2,300.00	2,300.00	1,946.82		
01 Total personal services.....	4,000.00	4,000.00	3,646.82		
Supplies and materials:					
0230 Fuel.....	100.00	100.00	110.50		
0290 Sundry supplies.....	50.00	50.00	55.18		
02 Total supplies and materials.....	150.00	150.00	165.68		
05 Telephone service.....	50.00	50.00	62.50		
06 Commercial transportation.....	200.00	200.00	195.89		
08 Photographing and blue prints.....	2.00	2.00	2.40		
12 Repairs and alterations.....	100.00	100.00	102.90		
30 Other equipment.....	125.00	125.00	125.46		
32 Other structures.....	1,373.00	1,313.00	674.01		
Reserve.....		60.00			
Total.....	6,000.00	6,000.00	4,975.66		
<b>Repairs to Irrigation Systems and Flood Protection of Irrigable Lands, Pueblos in New Mexico—</b> For repair of damage to irrigation systems resulting from flood and for flood protection of irrigable lands on the several pueblos in New Mexico ( <i>acts June 5, 1924, vol. 43, p. 403; May 10, 1926, vol. 44, p. 466</i> )				7,000.00	7,000.00
	Estimated expenditures, 1928 appropriation	Estimated expenditures, 1927 appropriation	Expended and obligated, 1926		
Field service:					
Salaries and wages—	<i>Average—</i>	<i>Average—</i>	<i>Average—</i>		
Salary range, \$3,800 to \$5,000; average, \$4,400—	No. Salary	No. Salary	No. Salary		
Supervising engineer.....	1 2,500	1 2,500	1 2,500		
Salary range, \$2,400 to \$3,000; average, \$2,700—	1 2,500	1 2,500	1 2,500		
Superintendent of construction.....	1 1,440	1 1,440	1 1,440		
Salary range, \$1,320 to \$1,680; average, \$1,500—					
Rodman.....					
Total average number of employees.....	1 1,250.00	1 1,250.00	1 2,540.00		
Total salaries and wages, field service.....	2,750.00	2,750.00	2,759.11		
Miscellaneous and temporary labor, \$8 to \$1 per day.....					
01 Total personal services.....	4,000.00	4,000.00	5,299.11		
02 Sundry supplies.....			1.93		
06 Commercial transportation.....	240.00	240.00	430.04		
07 Transportation of things (service).....	300.00	300.00	183.00		
08 Photographing and blue prints.....	10.00	10.00	14.07		
12 Repairs and alterations.....	2,000.00	2,000.00	68.36		
30 Other equipment.....			224.37		
32 Other structures.....	450.00	380.00	586.64		
Reserve.....		70.00			
Total.....	7,000.00	7,000.00	6,810.55		

*Estimates of appropriations required for the service of the fiscal year ending June 30, 1928—Continued*

General object (title of appropriation), date of acts, references to Statutes at Large, or to Revised Statutes, and estimated amount required for each detailed object		Total amount to be appropriated under each head of appropriation	Amount appropriated for the fiscal year ending June 30, 1927																																																																																																																												
<b>Drainage Assessments, Absentee Shawnee Allottees, Oklahoma (Reimbursable)—</b> <b>[Absentee Shawnee Allottees, Oklahoma: For payment of assessments upon the allotments of certain Absentee Shawnee Allottees for a drainage ditch connecting Little River Drainage Ditch numbered 1 in Pottawatomie County, with Little River Drainage Ditch Numbered 2 in Cleveland County, Oklahoma, fiscal year 1927, \$1,200, to be expended and reimbursed under such rules and regulations as the Secretary of the Interior may prescribe (act July 3, 1926, vol. 44, p. 855)]</b>			\$1,200.00																																																																																																																												
13 Special and miscellaneous expenses: Expenditure—1927, \$1,200.																																																																																																																															
<b>Irrigation Systems, Klamath Reservation, Oreg. (Tribal Funds)—</b> <b>For improvement, maintenance, and operation of the Modoc Point, Sand Creek, Fort Creek, Crooked Creek, and miscellaneous irrigation projects on the Klamath Reservation, \$6,000, to be paid from the funds held by the United States in trust for the Klamath Indians in the State of Oregon, said sum, or such part thereof as may be used, to be reimbursed to the tribe under such rules and regulations as the Secretary of the Interior may prescribe (acts Mar. 3, 1911, vol. 36, p. 1071, sec. 18; May 10, 1926, vol. 44, p. 466).</b>																																																																																																																															
	<table> <tr> <th></th><th>Estimated expenditures, 1928 appropriation</th><th>Estimated expenditures, 1927 appropriation</th><th>Expended and obligated, 1926</th></tr> <tr> <td><b>Field service:</b></td><td></td><td></td><td></td></tr> <tr> <td>Salaries and wages—</td><td></td><td></td><td></td></tr> <tr> <td>Salary range, \$1,860 to \$2,400; average, \$2,100—</td><td></td><td></td><td></td></tr> <tr> <td>Assistant supervisor of ditches</td><td>Average— No. 1 Salary \$1,860</td><td>Average— No. 1 Salary \$1,860</td><td>Average— No. 1½ Salary \$1,860</td></tr> <tr> <td>Salary range, \$1,680 to \$2,040; average, \$1,860—</td><td></td><td></td><td></td></tr> <tr> <td>Assistant supervisor of ditches</td><td></td><td></td><td>1½ 1,680</td></tr> <tr> <td>Salary range, \$1,520 to \$1,680; average, \$1,500—</td><td></td><td></td><td></td></tr> <tr> <td>Costkeeper</td><td>1½ 1,440</td><td>1½ 1,440</td><td>1½ 1,440</td></tr> <tr> <td>Total average number of employees</td><td>1½</td><td>1½</td><td>1½</td></tr> <tr> <td>Total salaries and wages, field service</td><td>2,100.00</td><td>2,100.00</td><td>2,085.00</td></tr> <tr> <td>Deduct allowances for quarters, fuel, and light</td><td>180.00</td><td>180.00</td><td>165.00</td></tr> <tr> <td>Cash payment, salaries and wages</td><td>1,920.00</td><td>1,920.00</td><td>1,920.00</td></tr> <tr> <td>Miscellaneous and temporary labor, \$8 to \$1 per day</td><td>2,080.00</td><td>2,080.00</td><td>2,291.85</td></tr> <tr> <td>01 Total personal services</td><td>4,000.00</td><td>4,000.00</td><td>4,211.85</td></tr> <tr> <td>Supplies and materials:</td><td></td><td></td><td></td></tr> <tr> <td>0230 Fuel</td><td>150.00</td><td>150.00</td><td>252.10</td></tr> <tr> <td>0280 Sundry supplies</td><td>50.00</td><td>50.00</td><td>8.40</td></tr> <tr> <td>02 Total supplies and materials</td><td>200.00</td><td>200.00</td><td>260.50</td></tr> <tr> <td>Communication service:</td><td></td><td></td><td></td></tr> <tr> <td>0500 Telegraph service</td><td>5.00</td><td>10.00</td><td>2.78</td></tr> <tr> <td>0510 Telephone service</td><td>35.00</td><td>40.00</td><td>29.50</td></tr> <tr> <td>05 Total communication service</td><td>40.00</td><td>50.00</td><td>32.28</td></tr> <tr> <td>07 Transportation of things (service)</td><td>50.00</td><td>40.00</td><td>65.16</td></tr> <tr> <td>12 Repairs and alterations</td><td>1,010.00</td><td>920.00</td><td>75.80</td></tr> <tr> <td>Equipment:</td><td></td><td></td><td></td></tr> <tr> <td>3000 Passenger-carrying vehicles</td><td></td><td></td><td>436.90</td></tr> <tr> <td>3050 Other equipment</td><td>200.00</td><td>200.00</td><td></td></tr> <tr> <td>30 Total equipment</td><td>200.00</td><td>200.00</td><td>436.90</td></tr> <tr> <td>32 Nonstructural improvements</td><td>500.00</td><td>500.00</td><td></td></tr> <tr> <td>Total</td><td>6,000.00</td><td>6,000.00</td><td>5,082.49</td></tr> </table>		Estimated expenditures, 1928 appropriation	Estimated expenditures, 1927 appropriation	Expended and obligated, 1926	<b>Field service:</b>				Salaries and wages—				Salary range, \$1,860 to \$2,400; average, \$2,100—				Assistant supervisor of ditches	Average— No. 1 Salary \$1,860	Average— No. 1 Salary \$1,860	Average— No. 1½ Salary \$1,860	Salary range, \$1,680 to \$2,040; average, \$1,860—				Assistant supervisor of ditches			1½ 1,680	Salary range, \$1,520 to \$1,680; average, \$1,500—				Costkeeper	1½ 1,440	1½ 1,440	1½ 1,440	Total average number of employees	1½	1½	1½	Total salaries and wages, field service	2,100.00	2,100.00	2,085.00	Deduct allowances for quarters, fuel, and light	180.00	180.00	165.00	Cash payment, salaries and wages	1,920.00	1,920.00	1,920.00	Miscellaneous and temporary labor, \$8 to \$1 per day	2,080.00	2,080.00	2,291.85	01 Total personal services	4,000.00	4,000.00	4,211.85	Supplies and materials:				0230 Fuel	150.00	150.00	252.10	0280 Sundry supplies	50.00	50.00	8.40	02 Total supplies and materials	200.00	200.00	260.50	Communication service:				0500 Telegraph service	5.00	10.00	2.78	0510 Telephone service	35.00	40.00	29.50	05 Total communication service	40.00	50.00	32.28	07 Transportation of things (service)	50.00	40.00	65.16	12 Repairs and alterations	1,010.00	920.00	75.80	Equipment:				3000 Passenger-carrying vehicles			436.90	3050 Other equipment	200.00	200.00		30 Total equipment	200.00	200.00	436.90	32 Nonstructural improvements	500.00	500.00		Total	6,000.00	6,000.00	5,082.49		
	Estimated expenditures, 1928 appropriation	Estimated expenditures, 1927 appropriation	Expended and obligated, 1926																																																																																																																												
<b>Field service:</b>																																																																																																																															
Salaries and wages—																																																																																																																															
Salary range, \$1,860 to \$2,400; average, \$2,100—																																																																																																																															
Assistant supervisor of ditches	Average— No. 1 Salary \$1,860	Average— No. 1 Salary \$1,860	Average— No. 1½ Salary \$1,860																																																																																																																												
Salary range, \$1,680 to \$2,040; average, \$1,860—																																																																																																																															
Assistant supervisor of ditches			1½ 1,680																																																																																																																												
Salary range, \$1,520 to \$1,680; average, \$1,500—																																																																																																																															
Costkeeper	1½ 1,440	1½ 1,440	1½ 1,440																																																																																																																												
Total average number of employees	1½	1½	1½																																																																																																																												
Total salaries and wages, field service	2,100.00	2,100.00	2,085.00																																																																																																																												
Deduct allowances for quarters, fuel, and light	180.00	180.00	165.00																																																																																																																												
Cash payment, salaries and wages	1,920.00	1,920.00	1,920.00																																																																																																																												
Miscellaneous and temporary labor, \$8 to \$1 per day	2,080.00	2,080.00	2,291.85																																																																																																																												
01 Total personal services	4,000.00	4,000.00	4,211.85																																																																																																																												
Supplies and materials:																																																																																																																															
0230 Fuel	150.00	150.00	252.10																																																																																																																												
0280 Sundry supplies	50.00	50.00	8.40																																																																																																																												
02 Total supplies and materials	200.00	200.00	260.50																																																																																																																												
Communication service:																																																																																																																															
0500 Telegraph service	5.00	10.00	2.78																																																																																																																												
0510 Telephone service	35.00	40.00	29.50																																																																																																																												
05 Total communication service	40.00	50.00	32.28																																																																																																																												
07 Transportation of things (service)	50.00	40.00	65.16																																																																																																																												
12 Repairs and alterations	1,010.00	920.00	75.80																																																																																																																												
Equipment:																																																																																																																															
3000 Passenger-carrying vehicles			436.90																																																																																																																												
3050 Other equipment	200.00	200.00																																																																																																																													
30 Total equipment	200.00	200.00	436.90																																																																																																																												
32 Nonstructural improvements	500.00	500.00																																																																																																																													
Total	6,000.00	6,000.00	5,082.49																																																																																																																												
<b>Irrigation Systems, Uintah Reservation, Utah (Reimbursable)—</b> <b>For continuing the construction of lateral distributing systems to irrigate the allotted lands of the Uncompahgre, Uintah, and White River Utes in Utah, and to maintain existing irrigation systems authorized under the act of June 21, 1906, \$16,000, to be reimbursed under such rules and regulations as may be prescribed by the Secretary of the Interior (acts June 21, 1906, vol. 34, p. 375, sec. 1; June 30, 1919, vol. 41, p. 37, sec. 21; May 10, 1926, vol. 44, p. 467)</b>		\$16,000.00	16,000.00																																																																																																																												



*Estimates of appropriations required for the service of the fiscal year ending June 30, 1928—Continued*

General object (title of appropriation), date of acts, references to Statutes at Large, or to Revised Statutes, and estimated amount required for each detailed object	Total amount to be appropriated under each head of appropriation	Amount appropriated for the fiscal year ending June 30, 1927
--	--	--

*Irrigation Systems, Uintah Reservation, Utah (Reimbursable)—Continued.*

	Estimated expenditures, 1928 appropriation	Estimated expenditures, 1927 appropriation	Expended and obligated, 1926
<b>Field service:</b>			
Salaries and wages—	<i>Average—</i>	<i>Average—</i>	<i>Average—</i>
Salary range, \$3,300 to \$3,900; average, \$3,600—	No. $\frac{1}{3}$ Salary \$3,300	No. $\frac{1}{3}$ Salary \$3,300	No. $\frac{1}{3}$ Salary \$3,300
Engineer.....			
Salary range, \$2,100 to \$2,700; average, \$2,400—	$\frac{1}{3}$ 2,100	$\frac{1}{3}$ 2,100	$\frac{1}{3}$ 2,100
Supervisor of ditches.....			
Salary range, \$1,500 to \$1,800; average, \$1,620—	$1\frac{1}{3}$ 1,620	$1\frac{1}{3}$ 1,620	$1\frac{1}{3}$ 1,620
Ditch riders.....			
Salary range, \$1,320 to \$1,680; average, \$1,500—	$\frac{1}{3}$ 1,440	$\frac{1}{3}$ 1,440	$\frac{1}{3}$ 1,440
Timekeeper.....			
Ditch rider.....	$\frac{1}{3}$ 1,320	$\frac{1}{3}$ 1,320	$\frac{1}{3}$ 1,320
Total average number of employees.....	$3\frac{1}{3}$	$3\frac{1}{3}$	$3\frac{1}{3}$
Total salaries and wages, field service.....	6,975.00	6,975.00	6,975.00
Deduct allowances for quarters, fuel, and light.....	225.00	225.00	225.00
Cash payment, salaries and wages.....	6,750.00	6,750.00	6,750.00
Miscellaneous and temporary labor, \$8 to \$1 per day.....	6,250.00	7,250.00	4,495.07
01 Total personal services.....	13,000.00	14,000.00	11,245.07
Supplies and materials:			
0230 Fuel.....	150.00	75.00	381.14
0250 Forage and other supplies for animals.....	800.00	400.00	1,598.42
0280 Sundry supplies.....	50.00	25.00	58.13
02 Total supplies and materials.....	1,000.00	500.00	2,037.69
05 Telephone service.....	20.00	10.00	28.02
06 Commercial transportation.....	200.00	100.00	158.92
07 Transportation of things (service).....	50.00	25.00	28.04
08 Photographing and blue prints.....	10.00	5.00	5.31
10 Furnishing of heat, light, power, water, and electricity (service).....	200.00	100.00	152.54
11 Rent of buildings and structures.....	100.00	50.00	172.00
12 Repairs and alterations.....	970.00	825.00	1,280.76
13 Special and miscellaneous expenses.....	50.00	25.00	51.70
30 Other equipment.....	100.00	50.00	100.00
32 Other structures.....	300.00	150.00	625.00
Reserve.....		100.00	
Total.....	16,000.00	16,000.00	15,885.05

*Maintenance and Operation, Toppenish-Simcoe Irrigation System, Yakima Reservation, Wash. (Reimbursable)—*

For operation and maintenance, including repairs, of the Toppenish-Simcoe irrigation unit, on the Yakima Reservation, Washington, reimbursable as provided by the act of June 30, 1919 (Forty-first Statutes at Large, page 28), [§2,500] \$2,000 (acts June 30, 1919, vol. 41, p. 28, sec. 22; May 10, 1926, vol. 44, p. 467)

\$2,000.00

\$2,500.00

	Estimated expenditures, 1928 appropriation	Estimated expenditures, 1927 appropriation	Expended and obligated, 1926
<b>Field service:</b>			
Salaries and wages—	<i>Average—</i>	<i>Average—</i>	<i>Average—</i>
Salary range, \$1,500 to \$1,800; average, \$1,680—	No. 1 Salary \$1,500	No. 1 Salary \$1,500	No. $\frac{1}{3}$ Salary \$1,500
Ditch rider.....			
Salary range, \$1,320 to \$1,680; average, \$1,500—			$\frac{1}{3}$ 1,320
Ditch rider.....			
Total average number of employees.....	1	1	$\frac{1}{3}$
Total salaries and wages, field service.....	1,500.00	1,500.00	965.00
Deduct allowances for quarters, fuel, and light.....	180.00	180.00	105.00
Cash payment, salaries and wages.....	1,320.00	1,320.00	880.00
Miscellaneous and temporary labor, \$8 to \$1 per day.....	280.00	280.00	767.60
01 Total personal services.....	1,600.00	1,600.00	1,647.60
11 Other rents.....	120.00	120.00	120.00
12 Repairs and alterations.....	180.00	655.00	
30 Other equipment.....	100.00	100.00	139.00
Reserve.....		25.00	
Total.....	2,000.00	2,500.00	1,906.60

[illegible]

*Estimates of appropriations required for the service of the fiscal year ending June 30, 1928—Continued*

General object (title of appropriation), date of acts, references to Statutes at Large, or to Revised Statutes, and estimated amount required for each detailed object				Total amount to be appropriated under each head of appropriation	Amount appropriated for the fiscal year ending June 30, 1927
<b>Satus Irrigation Project, Yakima Reservation, Wash. (Reimbursable)—</b> For operation and maintenance of the Satus unit of the Wapato project that can be irrigated by gravity from the drainage water from the Wapato project, Yakima Reservation, Washington, <del>["\$4,000"]</del> \$3,000, to be reimbursed under such rules and regulations as the Secretary of the Interior may prescribe ( <i>acts Jan. 24, 1923, vol. 42, p. 1200, sec. 1; May 10, 1926, vol. 44, p. 467</i> )—				\$3,000.00	\$4,000.00
	Estimated expenditures, 1928 appropriation	Estimated expenditures, 1927 appropriation	Expended and obligated, 1926		
Field service:					
Salaries and wages—	<i>Average—</i>	<i>Average—</i>	<i>Average—</i>		
Salary range, \$2,400 to \$3,000; average, \$2,700—	No. Salary	No. Salary	No. Salary		
Machine-shop foreman	1 \$2,400	1 \$2,400	1 \$2,400		
Salary range, \$1,680 to \$2,040; average, \$1,860—					
Purchasing agent	1 1,680	1 1,680	1 1,680		
Salary range, \$1,320 to \$1,680; average, \$1,500—					
Timekeeper	1 1,620	1 1,620	1 1,620		
Voucher and pay-roll clerk	1 1,440	1 1,440	1 1,440		
Ditch rider	1 1,620	1 1,620	1 1,620		
Total average number of employees	1 1 1/3	1 1 1/3	1 1 1/3		
Total salaries and wages, field service	2,455.00	2,455.00	835.00		
Deduct allowances for quarters, fuel, and light	160.00	160.00	40.00		
Cash payment, salaries and wages	2,295.00	2,295.00	795.00		
Miscellaneous and temporary labor, \$8 to \$1 per day	205.00	1,205.00	3,554.70		
01 Total salaries and wages	2,500.00	3,500.00	4,349.70		
02 Provisions	500.00	460.00	245.56		
Reserve		40.00			
Total	3,000.00	4,000.00	4,595.26		
<b>Reclaiming Lands, Lummi Reservation, Wash. (Reimbursable)—</b> [Reclaiming lands on the Lummi Reservation, Washington (reimbursable): For construction of dikes and other necessary work incidental thereto for the reclaiming of approximately 4,000 acres of lands in Indian and private ownership within and immediately adjacent to the Lummi Indian Reservation in the State of Washington, as authorized by the act of March 18, 1926, and under the terms and conditions of, and reimbursable as provided in, said act, fiscal year 1927 ( <i>act July 8, 1926, vol. 44, p. 856</i> )]—					65,000.00
	Estimated expenditures, 1928 appropriation	Estimated expenditures, 1927 appropriation	Expended and obligated, 1926		
Field service:					
Salaries and wages—	<i>Average—</i>	<i>Average—</i>	<i>Average—</i>		
Salary range, \$2,100 to \$2,700; average, \$2,400—	No. Salary	No. Salary	No. Salary		
Assistant engineer	1 \$2,400	1 \$2,400	1 \$2,400		
Salary range, \$1,680 to \$2,040; average, \$1,860—					
Clerk	1 1,860	1 1,860	1 1,860		
Timekeeper	1 1,680	1 1,680	1 1,680		
Foreman	1 1,860	1 1,860	1 1,860		
Total average number of employees	1 1 1/3	1 1 1/3	1 1 1/3		
Total salaries and wages, field service		2,435			
The difference between 1927 and 1928 is due to transfer of salaries to other appropriations, \$2,435.					
Miscellaneous and temporary labor, \$8 to \$1 per day		22,565			
01 Total personal services, salaries and wages		25,000			
Supplies and materials:					
0200 Stationery and office supplies		50			
0230 Fuel		450			
02 Total supplies and materials		500			
Communication service:					
0500 Telegraph service		5			
0510 Telephone service		10			
0520 Other communication service		5			
05 Total communication service		20			
06 Commercial transportation		200			
07 Transportation of things (service)		200			
13 Special and miscellaneous expenses		12,430			
30 Other equipment		1,000			
32 Structures and parts and nonstructural improvements to land		25,000			
Reserve		650			
Total		65,000			

## Estimates of appropriations required for the service of the fiscal year ending June 30, 1928—Continued

General object (title of appropriation), date of acts, references to Statutes at Large, or to Revised Statutes, and estimated amount required for each detailed object				Total amount to be appropriated under each head of appropriation	Amount appropriated for the fiscal year ending June 30, 1927
<b>Canals and Laterals, Ceded Portion of Wind River Reservation, Wyoming (Reimbursable)—</b> <b>Irrigation System, Wind River Diminished Reservation, Wyoming (Reimbursable)—</b> For the extension of canals and laterals on the ceded portion of the Wind River Reservation, Wyoming, to provide for the irrigation of additional Indian lands, and for the Indians' pro rata share of the cost of the operation and maintenance of canals and laterals and for the Indians' pro rata share of the cost of the Big Bend drainage project on the ceded portion of that reservation, and for continuing the work of constructing an irrigation system within the diminished reservation, including the Big Wind River and Dry Creek Canals, and including the maintenance and operation of completed canals [\$55,000] \$40,000 reimbursable as provided by existing law: <i>Provided, That not to exceed \$2,000 shall be available for the purchase of land required for ditch riders' quarters on the project (acts June 30, 1919, vol. 41, p. 80, sec. 24; May 10, 1926, vol. 44, p. 467)</i>				\$40,000.00	\$55,000.00
	Estimated expenditures, 1928 appropriation	Estimated expenditures, 1927 appropriation	Expended and obligated, 1926		
Field service:					
Salaries and wages—	Average—	Average—	Average—		
Salary range, \$3,300 to \$3,900; average, \$3,600—	No. 1 Salary \$3,300	No. 1 Salary \$3,300	No. 1 Salary \$3,300		
Engineer—					
Salary range, \$3,000 to \$3,600; average, \$3,300—					
Engineer—					
Salary range, \$2,100 to \$2,700; average, \$2,400—					
Instrumentman (chief of party).....	1 2,174	1 2,174	1 2,174		
Supervisor of ditches.....	1 2,100	1 2,100	1 2,100		
Dragline operator.....	1 2,100	1 2,100	1 2,100		
Salary range, \$1,860 to \$2,400; average, \$2,100—					
Instrumentman (chief of party).....	1 1,860	1 1,860	1 1,860		
Supervisor of ditches.....	1 1,860	1 1,860	1 1,860		
Salary range, \$1,680 to \$2,040; average, \$1,860—					
Clerk.....	1 1,676	1 1,676	1 1,676		
Instrumentman.....	1 1,680	1 1,680	1 1,680		
Ditch riders.....	1 1,620	1 1,620	1 1,620		
Salary range, \$1,500 to \$1,860; average, \$1,680—					
Clerk.....	1 1,500	1 1,500	1 1,500		
Ditch riders.....	1 1,500	1 1,500	1 1,500		
Salary range, \$1,320 to \$1,680; average, \$1,500—					
Clerk.....	1 1,380	1 1,380	1 1,380		
Rodman.....	1 1,440	1 1,440	1 1,440		
Ditch rider.....	1 1,404	1 1,404	1 1,404		
Chainman.....	1 1,320	1 1,320	1 1,320		
Total average number of employees.....	8 15,657.00	8 15,657.00	8 15,632.00		
Total salaries and wages, field service.....	1,352.00	1,352.00	1,327.00		
Deduct allowances for quarters, fuel, and light.....					
Cash payment, salaries and wages.....	14,305.00	14,305.00	14,305.00		
Miscellaneous and temporary labor, \$3 to \$1 per day.....	15,695.00	25,695.00	19,876.72		
01 Total personal services.....	30,000.00	40,000.00	34,181.72		
Supplies and materials:					
0200 Stationery and office supplies.....	50.00	50.00	27.08		
0230 Fuel.....	2,000.00	2,000.00	2,620.87		
0250 Forage and other supplies for animals.....	900.00	900.00	1,006.13		
0280 Sundry supplies.....	50.00	50.00	215.03		
02 Total supplies and materials.....	3,000.00	3,000.00	3,869.11		
05 Telephone service.....	100.00	100.00	51.70		
06 Commercial transportation.....	50.00	50.00	16.30		
07 Transportation of things (service).....	3,500.00	3,500.00	3,770.82		
12 Repairs and alterations.....	3,350.00	3,300.00	2,284.33		
Equipment:					
3000 Passenger-carrying vehicles.....		500.00	996.80		
3050 Other equipment.....		500.00	544.23		
30 Total equipment.....		1,000.00	1,541.03		
32 Other structures.....		3,500.00	3,379.11		
Reserve.....		550.00			
Total.....	40,000.00	55,000.00	49,454.12		

*Estimates of appropriations required for the service of the fiscal year ending June 30, 1928—Continued*

General object (title of appropriation), date of acts, references to Statutes at Large, or to Revised Statutes, and estimated amount required for each detailed object	Total amount to be appropriated under each head of appropriation	Amount appropriated for the fiscal year ending June 30, 1927
<p> <b>【The following unexpended balances of the appropriations hereinafter enumerated shall be covered into the Treasury and carried to the surplus fund immediately upon the approval of this act:</b>            Advance interest to Chippewas in Minnesota (reimbursable), act of April 4, 1910 (Thirty-sixth Statutes at Large, page 276), \$60.20;            Diversion dam, Gila River above Florence, Arizona (reimbursable), act of March 2, 1917 (Thirty-ninth Statutes at Large, page 974), \$8,473.88;            Irrigation project, Gila River above Florence, Arizona (reimbursable), act of March 2, 1917 (Thirty-ninth Statutes at Large, page 974), \$2,699.78;            Irrigation project, Gila River Reservation, Arizona (reimbursable), act of May 25, 1918 (Fortieth Statutes at Large, page 568), \$1,724.54;            Irrigation system, Pima Indian lands, Arizona (reimbursable), act of May 25, 1918 (Fortieth Statutes at Large, page 568), \$1,833.79;            Insect infestations, Indian Service (transfer from agriculture under act of May 21, 1920), 1922–December 31, 1922, \$2,251.65;            Insect infestations, Forest Service (agriculture transfer to Indian Service, act of May 21, 1920), 1922–December 31, 1922, \$39.11;            Support of Pottawatomies, Wisconsin, act of March 3, 1911 (Thirty-sixth Statutes at Large, page 1076), \$28.98;            Indian school, Wahpeton, North Dakota, assembly hall, act of March 2, 1917 (Thirty-ninth Statutes at Large, page 982), \$18.88;            Indian school, Wahpeton, North Dakota, school building, act of May 18, 1916 (Thirty-ninth Statutes at Large, page 144), \$5.28;            Surveys, and so forth, irrigation projects, Fort Belknap Reservation, Montana (reimbursable), act of March 3, 1921 (Forty-first Statutes at Large, page 1357), \$50,000;            Indian school buildings, Sioux Reservations, North and South Dakota, act of March 2, 1917 (Thirty-ninth Statutes at Large, page 988), \$8,259.35;            Indian school improvements (special fund), act of April 21, 1904 (Thirty-third Statutes at Large, page 211), \$2,539.85;            In all, \$77,899.29.】  <b>Indian Schools, Support—</b>            For the support of Indian day and industrial schools not otherwise provided for, and other educational and industrial purposes in connection therewith, \$2,454,700: <i>Provided</i>, That not to exceed \$25,000 of this appropriation may be used for the support and education of deaf and dumb or blind or mentally deficient Indian children: <i>Provided further</i>, That \$3,500 of this appropriation may be used for the education and civilization of the Alabama and Coushatta Indians in Texas: <i>Provided further</i>, That not to exceed \$25,000 of the above appropriation may be used for providing additional school facilities for the Pueblo and Hopi Indians: <i>Provided further</i>, That not more than \$20,000 of the above appropriation may be used for the education of the full-blood Choctaw Indians of Mississippi by establishing, equipping, and maintaining day schools, including the purchase of land and the construction of necessary buildings and their equipment, and for the tuition of full-blood Mississippi Choctaw Indian children enrolled in the public schools: <i>Provided further</i>, That all reservation and nonreservation boarding schools with an average attendance of less than forty-five and eighty pupils, respectively, shall be discontinued on or before the beginning of the fiscal year [1927] 1928. The pupils in schools so discontinued shall be transferred first, if possible, to Indian day schools or State public schools; second, to adjacent reservation or nonreservation boarding schools, to the limit of the capacity of said schools: <i>Provided further</i>, That all day schools with an average attendance of less than eight shall be discontinued on or before the beginning of the fiscal year [1927] 1928: <i>And provided further</i>, That all moneys appropriated for any school discontinued pursuant to this act or for other cause shall be returned immediately to the Treasury of the United States: <i>And provided further</i>, That not more than \$350,000 of the amount herein appropriated may be expended for the tuition of Indian children enrolled in the public schools under such rules and regulations as the Secretary of the Interior may prescribe, but formal contracts shall not be required, for compliance with section 3744 of the Revised Statutes, <i>for payment of tuition of Indian children in public schools or of Indian children in schools for the deaf and dumb, blind, or mentally deficient: And provided further</i>, That no part of this appropriation shall be used for the support of Indian day and industrial schools where specific appropriation is made (acts Aug. 15, 1876, vol. 19, p. 197, sec. 1; May 10, 1926, vol. 44, p. 468)-----         </p>	\$2, 454, 700. 00	\$2, 454, 700. 00

## Estimates of appropriations required for the service of the fiscal year ending June 30, 1928—Continued

General object (title of appropriation), date of acts, references to Statutes at Large, or to Revised Statutes, and estimated amount required for each detailed object	Estimated expenditures, 1928 appropriation		Estimated expenditures, 1927 appropriation		Expended and obligated, 1926		Total amount to be appropriated under each head of appropriation	Amount appropriated for the fiscal year ending June 30, 1927
Indian Schools, Support—Continued.								
Field service:								
Salaries and wages—								
Salary range, \$5,200 to \$6,000; average, \$5,600—								
General superintendent	No.	Average—Salary \$5,200	No.	Average—Salary \$5,200	No.	Average—Salary		
Chief supervisor of education	1	3,800	1	3,800	2½	3,800		
Salary range, \$3,800 to \$5,000; average, \$4,400—								
Supervisors of Indian schools	6	3,800	6	3,800				
District superintendents								
Salary range, \$3,300 to \$3,900; average, \$3,600—								
Superintendent and physician	1	3,600	1	3,600	1	3,600		
Superintendents	4½	3,428	4½	3,428	7½	3,522		
Salary range, \$2,700 to \$3,300; average, \$3,000—								
Superintendents	5½	3,000	5½	3,000	5½	3,000		
Assistant district superintendent	1	3,000	1	3,000				
Assistant supervisor of Indian schools					1	3,000		
Supervisor of home economics	1	3,000	1	3,000	1	3,000		
Salary range, \$2,400 to \$3,000; average, \$2,700—								
Superintendents	27½	2,579	27½	2,579	30½	2,582		
Salary range, \$2,100 to \$2,700; average, \$2,400—								
Special supervisor					1	2,500		
Traveling auditors	2	2,400	2	2,400	2	2,400		
Superintendent and physician	1	2,400	1	2,400	1	2,400		
Physicians	2½	2,400	2½	2,400	2½	2,400		
Salary range, \$1,860 to \$2,400; average, \$2,100—								
Day school inspectors	2	2,300	2	2,300	2	2,300		
Principal clerk	1	2,600	1	2,600	1	2,500		
Superintendents	3	2,133	3	2,133	4	2,175		
Principal	1	2,200	1	2,200	1	2,100		
Physicians	8½	2,170	8½	2,170	8½	2,170		
Salary range, \$1,680 to \$2,040; average, \$1,860—								
Senior clerk	1	2,200	1	2,200	1	2,100		
Principals	12	2,037	12	2,037	15	1,860		
Principals and day school inspectors	2	1,890	2	1,890				
Physician	1	1,860	1	1,860	1	1,860		
Clerk	1	1,860	1	1,860	1	1,860		
General mechanic	1	1,860	1	1,860	1	1,860		
Salary range, \$1,500 to \$1,960; average, \$1,680—								
Clerks	3½	1,784	3½	1,784	3½	1,752		
Day-school inspectors	2	1,900	2	1,900	2	1,900		
Principals	25	1,687	25	1,687	25	1,680		
Nurses	9½	1,680	9½	1,680	10½	1,680		
Financial clerks	2½	1,555	2½	1,555	2½	1,572		
Salary range, \$1,320 to \$1,680; average, \$1,500—								
Day-school inspector	1	1,860	1	1,860	1	1,860		
Assistant clerks	10	1,536	10	1,536	10	1,524		
Carpenter	1	1,620	1	1,620	1	1,620		
Forest guard	1	1,620	1	1,620	1	1,620		
Engineers	23	1,505	23	1,505	23	1,502		
Senior-high teacher	1	1,620	1	1,620				
Principal teacher	1	1,560	1	1,560				
Teachers (head)	8	1,500	8	1,500	9	1,500		
Nurseryman	1	1,500	1	1,500	1	1,500		
Farmer	1	1,620	1	1,620	1	1,620		
Salary range, \$1,140 to \$1,500; average, \$1,320—								
General mechanics	10½	1,411	10½	1,411	11½	1,404		
Junior clerks	6	1,380	6	1,380	6	1,370		
Carpenters	17	1,341	17	1,341	17	1,331		
Teachers	280½	1,382	280½	1,382	280½	1,380		
Matrons	7	1,354	7	1,354	8	1,348		
Disciplinarians	9	1,387	9	1,387	13	1,380		
Farmers	23½	1,384	23½	1,384	22½	1,385		
Teachers of home economics	6	1,380	6	1,380	6	1,380		
Industrial teachers	2	1,380	2	1,380	2	1,380		
Dairymen	1½	1,380	1½	1,380	1½	1,380		
Assistant engineers	6	1,320	6	1,320	6	1,320		
Stockman	1	1,320	1	1,320	1	1,320		
Financial clerks	4	1,320	4	1,320	4	1,320		
Outing and field matron	1	1,380	1	1,380	1	1,200		
Salary range, \$900 to \$1,140; average, \$1,020—								
Shoe and harness makers	2	1,140	2	1,140	2	1,140		
Blacksmiths	2	1,170	2	1,170	2	1,170		
Disciplinarians	16	1,031	16	1,031	16	1,033		
Matrons	69	1,044	69	1,044	68	1,044		
Gardeners	2	1,050	2	1,050	3	1,040		
Bakers	15	1,020	15	1,020	15	1,016		
Cooks	21	1,020	21	1,020	19	1,020		
Disciplinarians, assistant	4	1,020	4	1,020	5	1,020		
Weaver	1	1,020	1	1,020	1	1,020		
Watchman					1	900		
Salary range, \$780 to \$1,020; average, \$900—								
Seamstresses	35	1,020	35	1,020	34	1,020		
Assistant teachers	7	1,020	7	1,020	8	1,020		
Assistant teacher of home economics	1	1,020	1	1,020	1	1,020		
Assistants	2	930	2	930				
Laundresses	34	905	34	905	35	907		
Cooks	18	913	18	913	19	903		
Assistant matrons	15	900	15	900	14	900		
Assistant cooks					4	900		
Housekeepers	3½	900	3½	900	4½	900		
Assistant seamstresses	2	900	2	900	2	900		
Baker					1	900		
Salary range, \$600 to \$780; average, \$690—								
Assistants	73	662	73	662	66	663		
Matron	1	600	1	600	1	600		

*Estimates of appropriations required for the service of the fiscal year ending June 30, 1928—Continued*

General object (title of appropriation), date of acts, references to Statutes at Large, or to Revised Statutes, and estimated amount required for each detailed object					Total amount to be appropriated under each head of appropriation		Amount appropriated for the fiscal year ending June 30, 1927	
<b>Indian Schools, Support—Continued.</b>								
		Estimated expenditures, 1928 appropriation	Estimated expenditures, 1927 appropriation	Expended and obligated, 1926				
<b>Field service—Continued.</b>								
<b>Salaries and wages—Continued.</b>								
Salary range, \$420 to \$600; average, \$510—								
		<i>Average—</i>	<i>Average—</i>	<i>Average—</i>				
		No. Salary	No. Salary	No. Salary				
	Housekeepers.....	67 \$540	67 \$540	67 \$540				
	Assistants.....	2 540	2 540	2 540				
<b>Ungraded—</b>								
	Laborers.....	73 965	73 963	68 953				
	Physicians.....	4½ 644	4½ 644	3½ 686				
Total average number of employees.....					1,016½	1,016½	1,006½	
Total salaries and wages, field service.....					1,282,872.00	1,282,872.00	1,273,510.00	
Deduct allowances for quarters, fuel, and light.....					144,700.00	144,700.00	145,150.00	
Cash payment, salaries and wages.....					1,138,172.00	1,138,172.00	1,128,360.00	
Miscellaneous and temporary labor, \$4 to \$1 per day.....					15,000.00	15,000.00	13,950.45	
01	Total personal services.....	1,153,172.00	1,153,172.00	1,142,310.45				
Supplies and materials:								
0200	Stationery and office supplies.....	32,600.00	32,600.00	32,510.51				
0210	Medical and hospital supplies.....	6,000.00	6,000.00	4,613.15				
0220	Scientific and educational supplies.....	24,000.00	23,000.00	19,419.11				
0230	Fuel.....	102,000.00	101,000.00	97,721.40				
0240	Wearing apparel and sewing supplies.....	170,000.00	165,000.00	157,968.69				
0250	Forage and other supplies for animals.....	25,000.00	26,000.00	23,073.27				
0260	Provisions.....	242,000.00	240,000.00	231,515.76				
0280	Sundry supplies.....	38,500.00	35,000.00	40,820.93				
02	Total supplies and materials.....	640,100.00	628,600.00	575,172.82				
Communication service:								
0500	Telegraph service.....	150.00	150.00	114.13				
0510	Telephone service.....	2,000.00	2,000.00	1,457.69				
0520	Other communication service.....	150.00	150.00	61.46				
05	Total communication service.....	2,300.00	2,300.00	1,633.28				
Travel expenses:								
0600	Commercial transportation.....	15,000.00	15,000.00	13,964.74				
0630	Per diem in lieu of subsistence.....	6,000.00	6,000.00	4,967.50				
06	Total travel expense.....	21,000.00	21,000.00	18,932.24				
07	Transportation of things (service).....	78,500.00	78,000.00	73,656.90				
Printing, binding, photographing, etc.:								
0800	Printing and binding.....			16.50				
0830	Photographing and blue prints.....			216.45				
08	Total printing, binding, photographing, etc.....			232.95				
10	Furnishing of heat, light, power, water, and electricity (service).....	12,000.00	12,000.00	10,680.20				
11	Other rents.....	1,800.00	1,800.00	1,633.02				
12	Repairs and alterations.....	42,500.00	40,000.00	43,029.68				
13	Special and miscellaneous expenses.....	7,328.00	3,281.00	6,768.61				
Grants, subsidies, and contributions:								
2240	Tuition.....	350,000.00	350,000.00	311,938.85				
2250	Burial expenses.....	1,000.00	1,000.00	235.00				
22	Total grants, subsidies, and contributions.....	351,000.00	351,000.00	312,173.85				
Equipment:								
3000	Passenger-carrying vehicles.....	4,000.00	3,000.00	4,980.27				
3010	Furniture, furnishings, and fixtures.....	60,000.00	60,000.00	52,588.82				
3020	Educational, scientific, and recreational equipment.....	7,500.00	5,000.00	5,412.45				
3040	Livestock.....	7,500.00	8,000.00	9,313.95				
3050	Other equipment.....	41,000.00	40,000.00	43,286.58				
30	Total equipment.....	120,000.00	116,000.00	115,582.07				
32	Other structures.....	26,000.00	23,000.00	16,312.11				
Reserve.....					24,547.00			
Outstanding obligations.....						27,829.31		
Total.....					2,464,700.00	2,464,700.00	2,377,948.09	

## Estimates of appropriations required for the service of the fiscal year ending June 30, 1928—Continued

General object (title of appropriation), date of acts, references to Statutes at Large, or to Revised Statutes, and estimated amount required for each detailed object				Total amount to be appropriated under each head of appropriation	Amount appropriated for the fiscal year ending June 30, 1927
<b>Indian School Transportation—</b>					
For collection and transportation of pupils to and from Indian and public schools and for placing school pupils, with the consent of their parents, under the care and control of white families qualified to give them moral, industrial, and educational training, \$90,000: <i>Provided</i> , That not exceeding \$7,000 of this sum may be used for obtaining remunerative employment for Indians and, when necessary, for payment of transportation and other expenses to their places of employment: <i>Provided further</i> , That when practicable such transportation and expenses shall be refunded and shall be returned to the appropriation from which paid. The provisions of this section shall also apply to native Indian pupils of school age under twenty-one years of age brought from Alaska ( <i>acts Mar. 1, 1883, vol. 22, p. 449, sec. 1; May 10, 1926, vol. 44, p. 468</i> )				\$90,000.00	\$90,000.00
	Estimated expenditures, 1928 appropriation	Estimated expenditures, 1927 appropriation	Expended and obligated, 1926		
01 Net salaries and wages (irregular labor).....	\$6,500.00	\$6,000.00	\$7,285.72		
Supplies and materials:					
0230 Fuel.....	800.00	800.00	743.57		
0280 Sundry supplies.....	400.00	500.00	371.42		
02 Total supplies and materials.....	1,200.00	1,300.00	1,114.99		
Communication service:					
0500 Telegraph service.....	10.00	10.00	2.29		
0510 Telephone service.....	25.00	25.00	9.75		
05 Total communication service.....	35.00	35.00	12.04		
Travel expenses:					
0600 Commercial transportation.....	76,365.00	76,365.00	76,162.98		
0650 Per diem in lieu of subsistence.....	400.00	400.00	359.00		
06 Total travel expenses.....	76,765.00	76,765.00	76,521.98		
07 Transportation of things (service).....	500.00	500.00	555.95		
12 Repairs and alterations.....	4,000.00	3,500.00	3,625.36		
30 Other equipment.....	1,000.00	1,000.00	702.65		
Reserve.....		900.00			
Total.....	90,000.00	90,000.00	89,818.69		
<b>Indian School Buildings—</b>					
For construction, lease, purchase, repair, and improvement of school buildings, including the purchase of necessary lands and the installation, repair, and improvement of heating, lighting, power, and sewerage and water systems in connection therewith, \$200,000: <i>Provided</i> , That not more than \$7,500 out of this appropriation shall be expended for new construction at any one school or institution unless herein expressly authorized ( <i>acts Mar. 1, 1883, vol. 22, p. 448, sec. 1; Mar. 3, 1911, vol. 36, p. 1060, sec. 1; May 10, 1926, vol. 44, p. 469</i> )				200,000.00	200,000.00
	Estimated expenditures, 1928 appropriation	Estimated expenditures, 1927 appropriation	Expended and obligated, 1926		
Field service:					
Salaries and wages—					
Salary range, \$2,100 to \$2,700; average, \$2,400—	Average—	Average—	Average—		
Superintendent of construction.....	No. 1★ Salary \$2,850.00	No. 1★ Salary \$2,850.00	No. 1★ Salary \$2,600.00		
Total average number of employees.....	1★	1★	1★		
Total salaries and wages, field service.....	3,800.00	3,800.00	3,378.27		
Deduct allowances for quarters, fuel, and light.....	400.00	400.00			
01 Total personal services, cash payment.....	3,400.00	3,400.00	3,378.27		
02 Sundry supplies.....	50.00	50.00	14.80		
Travel expenses:					
0600 Commercial transportation.....	500.00	500.00	500.00		
0630 Per diem in lieu of subsistence.....	250.00	250.00	171.40		
06 Total travel expenses.....	750.00	750.00	671.40		
11 Rent of buildings and structures.....	5,000.00	5,000.00	3,825.25		
12 Repairs and alterations.....	160,000.00	148,800.00	143,355.22		
31 Land and interest in land.....			1,095.00		
32 Other structures.....	30,800.00	40,000.00	12,855.51		
Reserve.....		2,000.00			
Total.....	200,000.00	200,000.00	165,295.45		



## Estimates of appropriations required for the service of the fiscal year ending June 30, 1928—Continued

General object (title of appropriation), date of acts, references to Statutes at Large, or to Revised Statutes, and estimated amount required for each detailed object

Total amount to be appropriated under each head of appropriation

Amount appropriated for the fiscal year ending June 30, 1927

**[Repairs and Improvements, Pawnee Indian School, Oklahoma—]**

**[For remodeling, repairing, and improving the Pawnee Indian School plant, Pawnee, Oklahoma (act May 10, 1926, vol. 44, p. 469)]**

\$22, 000. 00

12 Repairs and alterations: Expenditures, 1927, \$22,000.

**[Seneca Indian School, Wyandotte, Okla., Repairs, Improvements, etc.—]**

**[Repairs, improvements, and so forth, Seneca Indian School, Wyandotte, Oklahoma: For repairing and improving the present buildings and equipment; the erection of new buildings and the purchase of new equipment with the object of increasing the capacity of the school from one hundred and seventy to two hundred and seventy pupils, fiscal year 1927 (act July 3, 1926, vol. 44, p. 355)]**

40, 000. 00

	Estimated expenditures, 1928 appropriation	Estimated expenditures, 1927 appropriation	Expended and obligated, 1926
12 Repairs and alterations.....		\$9, 700. 00	
30 Other equipment.....		9, 400. 00	
32 Other structures.....		20, 500. 00	
Reserve.....		400. 00	
Total.....		40, 000. 00	

For support and education of Indian pupils at the following boarding schools in not to exceed the following amounts, respectively:

**Indian School, Fort Mojave, Ariz.—**

Fort Mojave, Arizona: For two hundred and fifty pupils, \$56,250; for pay of superintendent, drayage, and general repairs and improvements, \$20,000, including [new water main, \$17,000] \$9,000 for new irrigation engine and pump (acts Mar. 3, 1891, vol. 26, p. 1013, sec. 1; May 10, 1926, vol. 44, p. 469)

\$76, 250. 00

	Estimated expenditures, 1928 appropriation	Estimated expenditures, 1927 appropriation	Expended and obligated, 1926
<b>Field service:</b>			
<b>Salaries and wages—</b>	<i>Average—</i>	<i>Average—</i>	<i>Average—</i>
Salary range, \$2,100 to \$2,700; average, \$2,400—	No. Salary	No. Salary	No. Salary
Superintendent.....	1 \$2, 400	1 \$2, 400	1 \$2, 400
Salary range, \$1,860 to \$2,400; average, \$2,100—			
Physician.....	1 2, 100	1 2, 100	1 2, 100
Salary range, \$1,560 to \$1,860; average, \$1,680—			
Financial clerk.....	1 1, 680	1 1, 680	1 1, 680
Nurse.....	1 1, 680	1 1, 680	1 1, 680
Salary range, \$1,320 to \$1,680; average, \$1,500—			
Principal.....	1 1, 500	1 1, 500	1 1, 500
Engineer.....	1 1, 500	1 1, 500	1 1, 500
Salary range, \$1,140 to \$1,500; average, \$1,320—			
Teachers.....	5 1, 320	5 1, 320	5 1, 320
Disciplinarian.....	1 1, 320	1 1, 320	1 1, 320
Teacher of home economics.....	1 1, 320	1 1, 320	1 1, 320
Farmer.....	1 1, 320	1 1, 320	1 1, 320
Junior clerk.....	1 1, 320	1 1, 320	1 1, 320
Assistant engineer.....	1 1, 320	1 1, 320	1 1, 320
Carpenter.....	1 1, 320	1 1, 320	1 1, 320
Salary range, \$1,020 to \$1,260; average, \$1,140—			
Matron.....	1 1, 140	1 1, 140	1 1, 080
Matron.....	1 1, 020	1 1, 020	1 1, 020
Cook.....	1 1, 020	1 1, 020	1 1, 020
Seamstress.....	1 1, 020	1 1, 020	1 1, 020
Salary range, \$780 to \$1,020; average, \$900—			
Assistant matron.....	1 900	1 900	1 900
Laundress.....	1 900	1 900	1 900
Matron.....	1 900	1 900	1 900
Salary range, \$600 to \$780; average, \$690—			
Assistants.....	2 660	2 660	2 660
Ungraded, laborer.....	1 1, 080	1 1, 080	1 1, 080
Total average number of employees.....	27	27	26 1/2
Total salaries and wages, field service.....	35, 220. 00	35, 220. 00	33, 960. 00
Deduct allowances for quarters, fuel, and light.....	4, 320. 00	4, 320. 00	4, 195. 00
Cash payment, salaries and wages.....	30, 900. 00	30, 900. 00	29, 765. 00
Miscellaneous and temporary labor, \$4 to \$1 per day.....			310. 43
01 Total personal services.....	30, 900. 00	30, 900. 00	30, 075. 43
<b>Supplies and materials:</b>			
0200 Stationery and office supplies.....	25. 00	50. 00	11. 00
0210 Medical and hospital supplies.....	275. 00	300. 00	217. 41
0220 Scientific and educational supplies.....	800. 00	900. 00	650. 33
0230 Fuel.....	3, 300. 00	3, 200. 00	3, 190. 44
0240 Wearing apparel and sewing supplies.....	5, 500. 00	5, 200. 00	4, 607. 83
0250 Forge and other supplies for animals.....	400. 00	400. 00	331. 50
0260 Provisions.....	9, 500. 00	8, 600. 00	8, 275. 10
0280 Sundry supplies.....	1, 500. 00	1, 450. 00	1, 701. 90
02 Total supplies and materials.....	21, 300. 00	20, 300. 00	18, 965. 51

## Estimates of appropriations required for the service of the fiscal year ending June 30, 1928—Continued

(General object (title of appropriation), date of acts, references to Statutes at Large, or to Revised Statutes, and estimated amount required for each detailed object)

Total amount to be appropriated under each head of appropriation

Amount appropriated for the fiscal year ending June 30, 1927

## Indian School, Fort Mojave, Ariz.—Continued.

	Estimated expenditures, 1928 appropriation	Estimated expenditures, 1927 appropriation	Expended and obligated, 1926
Communication service:			
0500 Telegraph service.....	\$25.00	\$25.00	\$31.30
0510 Telephone service.....	375.00	375.00	378.00
05 Total communication service.....	400.00	400.00	409.30
06 Commercial transportation.....	200.00	200.00	219.35
07 Transportation of things (service).....	3,200.00	3,200.00	3,065.06
Repairs and alterations:			
1200 Buildings.....	5,700.00	7,139.00	4,425.00
1290 Miscellaneous repairs and alterations.....	2,000.00	1,400.00	2,109.83
12 Total repairs and alterations.....	7,700.00	8,539.00	6,534.83
13 Special and miscellaneous expenses.....	400.00	694.00	
22 Burial expenses.....	150.00	100.00	120.00
Equipment:			
3000 Passenger-carrying vehicles.....			446.70
3010 Furniture, furnishings, and fixtures.....	1,000.00	1,500.00	1,196.11
3020 Educational, scientific, and recreational equipment.....	1,000.00	1,000.00	876.09
3050 Other equipment.....	10,000.00	1,000.00	420.43
30 Total equipment.....	12,000.00	3,500.00	2,939.33
32 Nonstructural improvements.....		4,000.00	
Total.....	76,250.00	71,833.00	62,378.83

## Indian School, Phoenix, Ariz.—

Phoenix, Arizona: For nine hundred pupils, including not to exceed \$1,500 for printing and issuing school paper, \$202,500; for pay of superintendent, drayage, and general repairs and improvements, \$22,000 (*acts Mar. 3, 1891, vol. 26, p. 1013, sec. 1; May 10, 1926, vol. 44, p. 469*)-----

\$224, 500. 00

	Estimated expenditures, 1928 appropriation	Estimated expenditures, 1927 appropriation	Expended and obligated, 1926
Field service:			
Salaries and wages—			
Salary range, \$3,300 to \$3,900; average, \$3,600—	Average—	Average—	Average—
Superintendent.....	No. 1 Salary \$3,600	No. 1 Salary \$3,600	No. 1 Salary \$3,600
Salary range, \$2,100 to \$2,700; average, \$2,400—			
Physician.....	1 2,500	1 2,500	1 2,400
Salary range, \$1,860 to \$2,400; average, \$2,100—			
Principal clerk.....	1 2,100	1 2,100	1 2,100
Principal.....	1 2,100	1 2,100	1 2,100
Salary range, \$1,680 to \$2,040; average, \$1,860—			
Physical director.....	1 1,860	1 1,860	1 1,860
Superintendent of industries.....	1 1,860	1 1,860	1 1,860
Engineer.....	1 1,860	1 1,860	1 1,860
Salary range, \$1,500 to \$1,860; average, \$1,680—			
Disciplinarian.....	1 1,680	1 1,680	1 1,680
Nurses.....	2 1,680	2 1,680	1 1,680
Salary range, \$1,320 to \$1,680; average, \$1,500—			
Teachers (junior high).....	4 1,620	4 1,620	4 1,620
Teachers of home economics.....	3 1,620	3 1,620	2 1,620
Carpenter.....	1 1,620	1 1,620	1 1,620
Farmer.....	1 1,680	1 1,680	1 1,620
Printer.....	1 1,620	1 1,620	1 1,620
Plumber.....	1 1,620	1 1,620	1 1,620
Mason.....	1 1,620	1 1,620	1 1,620
Financial clerk.....	1 1,500	1 1,500	1 1,500
Music teacher.....	1 1,500	1 1,500	1 1,500
Matron (head).....	1 1,500	1 1,500	1 1,500
Salary range, \$1,140 to \$1,500; average, \$1,320—			
Teachers.....	9 1,380	9 1,380	8 1,380
General mechanic.....	1 1,380	1 1,380	1 1,380
Dairyman.....	1 1,380	1 1,380	1 1,380
Junior clerks.....	3 1,320	3 1,320	3 1,247
Carpenter.....	1 1,380	1 1,380	1 1,320
Painter.....	1 1,320	1 1,320	1 1,320
Band leader.....	1 1,320	1 1,320	1 1,320
Assistant engineer.....	1 1,320	1 1,320	1 1,320
Blacksmith.....	1 1,260	1 1,260	1 1,260
Salary range, \$1,020 to \$1,260; average, \$1,140—			
Baker.....	1 1,140	1 1,140	1 1,140
Cook.....	1 1,140	1 1,140	1 1,140
Tailor.....	1 1,140	1 1,140	1 1,080
Salary range, \$900 to \$1,140; average, \$1,020—			
Assistant disciplinarian.....	1 1,020	1 1,020	1 1,020
Matrons.....	5 1,020	5 1,020	4 1,020
Seamstress.....	1 1,020	1 1,020	1 1,020
Cook.....	1 1,020	1 1,020	1 1,020

*Estimates of appropriations required for the service of the fiscal year ending June 30, 1928—Continued*

(General object (title of appropriation), date of acts, references to Statutes at Large, or to Revised Statutes, and estimated amount required for each detailed object)				Total amount to be appropriated under each head of appropriation	Amount appropriated for the fiscal year ending June 30, 1927
<i>Indian School, Phoenix, Ariz.—Continued.</i>					
	Estimated expenditures, 1928 appropriation	Estimated expenditures, 1927 appropriation	Expended and obligated, 1926		
Field service—Continued.					
Salaries and wages—Continued.					
Salary range, \$780 to \$1,020; average, \$900—	Average—	Average—	Average—		
Assistant matron	No. 1 Salary \$960	No. 1 Salary \$960	No. 1 Salary \$914		
Laundress	1 960	1 960	1 960		
Salary range, \$600 to \$780; average, \$690—					
Assistants	3 660	3 660	3 660		
Ungraded Laborers	5 1,128	5 1,128	4½ 1,128		
Total average number of employees	65	65	62½		
Total salaries and wages, field service	91,780.00	91,780.00	87,971.63		
Deduct allowances for quarters, fuel and light	10,620.00	10,620.00	10,180.00		
Cash payment, salaries and wages	81,160.00	81,160.00	77,791.63		
01 Total personal services	81,160.00	81,160.00	77,791.63		
Supplies and materials:					
0200 Stationery and office supplies	150.00	150.00			
0210 Medical and hospital supplies	1,500.00	1,500.00	1,226.48		
0220 Scientific and educational supplies	2,200.00	2,000.00	1,961.39		
0230 Fuel	12,500.00	12,000.00	11,656.54		
0240 Wearing apparel and sewing supplies	21,000.00	19,000.00	17,484.60		
0250 Forage and other supplies for animals	4,500.00	5,000.00	4,633.15		
0260 Provisions	35,000.00	34,000.00	31,278.56		
0280 Sundry supplies	8,500.00	9,000.00	6,887.84		
02 Total supplies and materials	85,350.00	82,650.00	75,128.56		
Communication service:					
0500 Telegraph service	50.00	50.00	16.01		
0510 Telephone service	600.00	600.00	642.69		
05 Total communication service	650.00	650.00	658.70		
06 Commercial transportation	200.00	200.00	185.46		
07 Transportation of things (service)	1,000.00	1,000.00	16.75		
08 Photographing and blue prints			4.50		
10 Furnishing of heat, light, power, water, and electricity (service)	8,000.00	8,000.00	7,860.00		
11 Other rents	350.00	300.00	482.88		
Repairs and alterations:					
1200 Buildings	17,700.00	16,974.00	15,591.60		
1290 Miscellaneous repairs and alterations	6,000.00	5,000.00	7,334.73		
12 Total repairs and alterations	23,700.00	21,974.00	22,926.33		
13 Special and miscellaneous expenses	1,040.00	757.00	1,148.70		
22 Burial expenses	200.00	200.00			
Equipment:					
3010 Furniture, furnishings, and fixtures	9,500.00	10,000.00	8,197.94		
3020 Educational, scientific, and recreational equipment	3,500.00	3,000.00	455.21		
3040 Livestock	350.00	350.00	265.50		
3060 Other equipment	9,500.00	7,000.00	4,503.88		
30 Total equipment	22,850.00	20,500.00	13,422.53		
32 Other structures			33.00		
Total	224,500.00	217,391.00	199,659.04		

## Estimates of appropriations required for the service of the fiscal year ending June 30, 1928—Continued

General object (title of appropriation), date of acts, references to Statutes at Large, or to Revised Statutes, and estimated amount required for each detailed object	Estimated expenditures, 1928 appropriation		Estimated expenditures, 1927 appropriation		Expended and obligated, 1926	Total amount to be appropriated under each head of appropriation	Amount appropriated for the fiscal year ending June 30, 1927
<b>Indian School, Truxton Canyon, Ariz.—</b>							
<b>Truxton Canyon, Arizona: For two hundred and twenty-five pupils, [\$45,000] \$50,625; for pay of superintendent, drayage, and general repairs and improvements, \$17,000, including [additional employees' quarters and pumping machinery for irrigation, \$15,000; for ice plant, \$2,500; for laundry machinery, \$2,000] \$9,000 for addition to assembly hall (acts May 31, 1900, vol. 31, p. 244, sec. 1; May 10, 1926, vol. 44, p. 469) -----</b>							
						\$67, 625. 00	
<b>Field service:</b>							
<b>Salaries and wages—</b>	<i>Average—</i>		<i>Average—</i>		<i>Average—</i>		
Salary range, \$2,100 to \$2,700; average, \$2,400—	<i>No.</i>	<i>Salary</i>	<i>No.</i>	<i>Salary</i>	<i>No.</i>	<i>Salary</i>	
Superintendent.....	1	\$2, 400	1	\$2, 400	1	\$2, 400	
Salary range, \$1,500 to \$1,680; average, \$1,680—							
Nurse.....	1	1, 680	1	1, 680	1	1, 680	
Salary range, \$1,320 to \$1,680; average, \$1,500—							
Financial clerk.....	1	1, 500	1	1, 500	1	1, 500	
Engineer.....	1	1, 500	1	1, 500	1	1, 500	
Principal teacher.....	1	1, 500	1	1, 500	1	1, 500	
Salary range, \$1,140 to \$1,500; average, \$1,320—							
Teacher home economics.....	1	1, 380	1	1, 380	1	1, 380	
Teachers.....	4	1, 380	4	1, 380	4	1, 380	
General mechanic.....	1	1, 380	1	1, 380	1	1, 380	
Junior clerk.....	1	1, 320	1	1, 320	1	1, 320	
Salary range, \$900 to \$1,140; average, \$1,020—							
Disciplinarian.....	1	1, 020	1	1, 020	1	1, 080	
Matron.....	1	1, 080	1	1, 080	1	1, 080	
Seamstress.....	1	1, 020	1	1, 020	1	1, 020	
Cook.....	1	1, 020	1	1, 020	1	1, 020	
Salary range, \$780 to \$1,020; average, \$900—							
Laundress.....	1	900	1	900	1	900	
Salary range, \$600 to \$780; average, \$690—							
Assistant cook.....					1	660	
Assistants.....	2	660	2	660	2	660	
Ungraded, laborer.....	1	900	1	900			
Total average number of employees.....	20		20		19		
Total salaries and wages, field service.....		24, 120. 00		24, 120. 00		23, 880. 00	
Deduct allowances for quarters, fuel, and light.....		2, 940. 00		2, 940. 00		2, 880. 00	
Cash payment, salaries and wages.....		21, 180. 00		21, 180. 00		21, 000. 00	
Miscellaneous and temporary labor, \$4 to \$1 per day.....						88. 86	
<b>01 Total personal services.....</b>		<b>21, 180. 00</b>		<b>21, 180. 00</b>		<b>21, 088. 86</b>	
<b>Supplies and material:</b>							
0220 Scientific and educational supplies.....		800. 00		650. 00		791. 72	
0230 Fuel.....		3, 200. 00		3, 200. 00		2, 856. 13	
0240 Wearing apparel and sewing supplies.....		7, 500. 00		6, 000. 00		5, 727. 82	
0250 Forage and other supplies for animals.....		1, 300. 00		1, 400. 00		1, 269. 00	
0260 Provisions.....		9, 500. 00		8, 000. 00		6, 837. 75	
0280 Sundry supplies.....		3, 000. 00		2, 000. 00		2, 180. 01	
<b>02 Total supplies and material.....</b>		<b>25, 500. 00</b>		<b>21, 250. 00</b>		<b>19, 662. 43</b>	
<b>Communication service:</b>							
0500 Telegraph service.....		25. 00		25. 00		21. 38	
0510 Telephone service.....		100. 00		100. 00		108. 89	
<b>05 Total communication service.....</b>		<b>125. 00</b>		<b>125. 00</b>		<b>130. 27</b>	
<b>06 Commercial transportation.....</b>		<b>100. 00</b>		<b>100. 00</b>		<b>187. 34</b>	
<b>07 Transportation of things (service).....</b>		<b>200. 00</b>		<b>200. 00</b>		<b>64. 79</b>	
<b>Repairs and alterations:</b>							
1200 Buildings.....		6, 700. 00		5, 400. 00		2, 579. 35	
1290 Miscellaneous repairs and alterations.....		1, 000. 00		1, 400. 00		1, 564. 35	
<b>12 Total repairs and alterations.....</b>		<b>7, 700. 00</b>		<b>6, 800. 00</b>		<b>4, 143. 70</b>	
<b>13 Special and miscellaneous expenses.....</b>		<b>120. 00</b>		<b>60. 00</b>		<b>10. 00</b>	
<b>Equipment:</b>							
3010 Furniture, furnishings, and fixtures.....		2, 000. 00		3, 000. 00		1, 443. 32	
3020 Educational, scientific, and recreational equipment.....		400. 00		200. 00		315. 54	
3050 Other equipment.....		1, 300. 00		7, 535. 00		144. 30	
<b>30 Total equipment.....</b>		<b>3, 700. 00</b>		<b>10, 735. 00</b>		<b>1, 903. 16</b>	
<b>32 Other structures.....</b>		<b>9, 000. 00</b>		<b>2, 415. 00</b>		<b>3, 301. 48</b>	
<b>Total.....</b>		<b>67, 625. 00</b>		<b>62, 865. 00</b>		<b>50, 492. 03</b>	

*Estimates of appropriations required for the service of the fiscal year ending June 30, 1928—Continued*

General object (title of appropriation), date of acts, references to Statutes at Large, or to Revised Statutes, and estimated amount required for each detailed object	Total amount to be appropriated under each head of appropriation		Amount appropriated for the fiscal year ending June 30, 1927
<b>Theodore Roosevelt Indian School, Fort Apache, Ariz.—</b> <b>Theodore Roosevelt Indian School, Fort Apache, Arizona: For four hundred and fifty pupils, \$101,250; for pay of superintendent, drayage, and general repairs and improvements, [\$17,500] \$20,000 (acts Jan. 24, 1923, vol. 42, p. 1187, sec. 1; May 10, 1926, vol. 44, p. 469) -----</b>			
	<b>\$121,250. 0</b>		
	Estimated expenditures, 1928 appropriation	Estimated expenditures, 1927 appropriation	Expended and obligated, 1926
Field service:			
Salaries and wages—	Average—	Average—	Average—
Salary range, \$2,400 to \$3,000; average, \$2,700—	No. Salary	No. Salary	No. Salary
Superintendent	1 \$2,700	1 \$2,700	1 \$2,700
Salary range, \$1,860 to \$2,400; average, \$2,100—			
Physician	1 2,100	1 2,100	1 2,100
Salary range, \$1,680 to \$2,040; average, \$1,860—			
Principal	1 1,860	1 1,860	1 1,860
General mechanic	1 1,860	1 1,860	1 1,860
Salary range, \$1,500 to \$1,860; average, \$1,680—			
Clerk	1 1,680	1 1,680	1 1,680
Nurse	1 1,680	1 1,680	1 1,680
Salary range, \$1,320 to \$1,680; average, \$1,500—			
Engineer	1 1,500	1 1,500	1 1,500
Salary range, \$1,140 to \$1,500; average, \$1,320—			
Disciplinarian	1 1,380	1 1,380	1 1,380
Farmer	1 1,380	1 1,380	1 1,380
Matron	1 1,380	1 1,380	1 1,380
Teachers	8 1,380	8 1,380	8 1,380
Junior clerk	1 1,320	1 1,320	1 1,320
Band leader	1 1,320	1 1,320	1 1,320
Assistant engineer	1 1,320	1 1,320	1 1,320
Salary range, \$900 to \$1,140; average, \$1,020—			
Assistant disciplinarian	1 1,020	1 1,020	1 1,020
Matrons	2 1,020	2 1,020	2 1,020
Seamstress	1 1,020	1 1,020	1 1,020
Cook	1 1,020	1 1,020	1 1,020
Baker	1 1,020	1 1,020	1 1,020
Salary range, \$780 to \$1,020; average, \$900—			
Laundress	1 900	1 900	1 900
Salary range, \$600 to \$780; average, \$660—			
Assistants	2 660	2 660	2 660
Ungraded Laborers	7 1,029	7 1,029	7 1,029
Total average number of employees	37	37	37
Total salaries and wages, field service	48,060.00	48,060.00	48,060.00
Deduct allowances for quarters, fuel, and light	5,760.00	5,760.00	5,760.00
Cash payment, salaries and wages	42,300.00	42,300.00	42,300.00
Miscellaneous and temporary labor, \$4 to \$1 per day			5,956.22
01 Total personal services	42,300.00	42,300.00	48,256.22
Supplies and materials:			
0210 Medical and hospital supplies	800.00	700.00	889.14
0220 Scientific and educational supplies	700.00	600.00	574.46
0230 Fuel	2,000.00	2,000.00	1,542.63
0240 Wearing apparel and sewing supplies	13,000.00	11,500.00	11,175.34
0250 Forage and other supplies for animals	900.00	900.00	946.81
0260 Provisions	31,000.00	28,000.00	27,073.17
0280 Sundry supplies	1,200.00	2,500.00	3,357.25
02 Total supplies and materials	49,600.00	46,200.00	45,558.80
Communication service:			
0500 Telegraph service	25.00	25.00	11.99
0510 Telephone service	50.00	50.00	19.55
05 Total communication service	75.00	75.00	31.54
Commercial transportation	300.00	300.00	229.25
07 Transportation of things (service)	600.00	600.00	491.25
Repairs and alterations:			
1200 Buildings	17,000.00	13,972.00	7,090.81
1290 Miscellaneous repairs and alterations	2,000.00	1,000.00	2,444.79
12 Total alterations and repairs	19,000.00	14,972.00	9,535.60
03 Special and miscellaneous expenses	375.00	283.00	52.65
Equipment:			
3000 Passenger-carrying vehicles			545.00
3010 Furniture, furnishings, and fixtures	3,000.00	4,750.00	2,259.62
3020 Educational, scientific, and recreational equipment	500.00	1,000.00	94.47
3040 Livestock		500.00	490.84
3050 Other equipment	5,500.00	3,900.00	1,087.88
04 Total equipment	9,000.00	10,150.00	4,477.81
Other structures			6,020.43
Total	121,250.00	114,880.00	114,653.55

*Estimates of appropriations required for the service of the fiscal year ending June 30, 1928—Continued*

General object (title of appropriation), date of acts, references to Statutes at Large, or to Revised Statutes, and estimated amount required for each detailed object	Total amount to be appropriated under each head of appropriation		Amount appropriated for the fiscal year ending June 30, 1927
<i>Indian School, Riverside, Calif.—</i> Sherman Institute, Riverside, California: For [nine hundred and fifty] one thousand pupils, including not to exceed \$1,000 for printing and issuing school paper, [\$213,750] \$225,000; for pay of superintendent, drayage, and general repairs and improvements, \$15,000; for dairy and horse barn, \$5,000; [and for purchase of land adjacent to the school gardens, \$35,000] (acts May 31, 1900, vol. 31, p. 244, sec. 1; May 10, 1926, vol. 44, p. 469) -----			
	\$245,000.00		
	Estimated expenditures, 1928 appropriation	Estimated expenditures, 1927 appropriation	Expended and obligated, 1926
Field service:			
Salaries and wages—	Average—	Average—	Average—
Salary range, \$3,300 to \$3,900; average, \$3,600—	No. Salary	No. Salary	No. Salary
Superintendent	1 \$3,600	1 \$3,600	1 \$3,600
Salary range, \$2,100 to \$2,700; average, \$2,400—			
Physician	1 2,400	1 2,400	1 2,400
Salary range, \$1,680 to \$2,400; average, \$2,100—			
Principal clerk	1 2,200	1 2,200	1 2,100
Principal	1 2,100	1 2,100	1 2,100
Salary range, \$1,608 to \$2,400; average, \$1,680—			
Superintendent of industries	1 1,860	1 1,860	1 1,860
Engineer	1 1,860	1 1,860	1 1,860
Salary range, \$1,500 to \$1,860; average, \$1,680—			
Disciplinarian	1 1,740	1 1,740	1 1,680
Teacher (senior high)	1 1,740	1 1,740	
Nurses	2 1,680	2 1,680	1 1,680
Assistant clerk	1 1,620	1 1,620	1 1,620
Teachers (junior high)	5 1,620	5 1,620	5 1,620
Teacher of home economics	1 1,680	1 1,680	1 1,620
Carpenter	1 1,620	1 1,620	1 1,620
Mason	1 1,620	1 1,620	1 1,620
Teacher of agriculture	1 1,620	1 1,620	1 1,620
Salary range, \$1,320 to \$1,680; average, \$1,500—			
Junior clerk	1 1,620	1 1,620	1 1,560
Music teacher	1 1,500	1 1,500	1 1,500
Matron (head)	1 1,500	1 1,500	1 1,500
Printer	1 1,500	1 1,500	1 1,500
Salary range, \$1,140 to \$1,500; average, \$1,320—			
Assistant disciplinarian	1 1,380	1 1,380	1 1,350
Teachers	9 1,380	9 1,380	8 1/4 1,380
Teachers of home economics	2 1,440	2 1,440	2 1,380
Outing agent	1 1,380	1 1,380	1 1,380
Outing matron	1 1,380	1 1,380	1 1,380
Farmer	1 1,380	1 1,380	1 1,380
Dairymen	1 1,380	1 1,380	1 1,380
Tailor	1 1,380	1 1,380	1 1,380
Assistant engineers	2 1,380	2 1,380	2 1,350
Band leader	1 1,440	1 1,440	1 1,350
Junior clerks	2 1,350	2 1,350	2 1,320
Carpenter	1 1,320	1 1,320	1 1,320
Salary range, \$1,020 to \$1,260; average, \$1,140—			
Shoe and harness maker	1 1,260	1 1,260	1 1,200
Blacksmith	1 1,260	1 1,260	1 1,200
Salary range, \$900 to \$1,140; average, \$1,020—			
Matrons	8 1,035	8 1,035	8 1,035
Cooks	4 1,035	4 1,035	3 1/4 1,035
Seamstresses	2 1,020	2 1,020	2 1,020
Baker	1 1,020	1 1,020	1 1,020
Salary range, \$780 to \$1,020; average, \$900—			
Laundress	1 960	1 960	1 960
Salary range, \$600 to \$780; average, \$690—			
Assistants	2 660	2 660	1 1/4 660
Ungraded: Laborers	6 1,080	6 1,080	5 1/4 1,080
Total average number of employees	73	73	68 1/4
Total salaries and wages, field service	100,060.00	100,060.00	94,435.00
Deduct allowances for quarters, fuel, and light	11,680.00	11,680.00	11,055.00
Cash payment, salaries and wages	88,380.00	88,380.00	83,380.00
Miscellaneous and temporary labor, \$4 to \$1 per day			1,069.06
01 Total personal services	88,380.00	88,380.00	84,449.06
Supplies and materials:			
0200 Stationery and office supplies			55.25
0210 Medical and hospital supplies	500.00	450.00	398.41
0220 Scientific and educational supplies	4,500.00	4,000.00	2,564.91
0230 Fuel	13,000.00	13,000.00	11,389.36
0240 Wearing apparel and sewing supplies	27,500.00	22,000.00	16,853.20
0250 Forage and other supplies for animals	1,000.00	3,000.00	4,454.76
0260 Provisions	48,000.00	43,000.00	34,214.14
0280 Sundry supplies	9,500.00	8,000.00	6,639.40
02 Total supplies and materials	104,000.00	93,450.00	76,569.43
Communication service:			
0500 Telegraph service	50.00	50.00	27.97
0510 Telephone service	350.00	300.00	279.65
05 Total communication service	400.00	350.00	307.62
Commercial transportation	200.00	100.00	98.72
Transportation of things (service)	200.00	200.00	78.13
Furnishing of heat, light, power, water, and electricity (service)	8,500.00	8,000.00	6,870.14
Other rents	500.00	500.00	1,143.11

## Estimates of appropriations required for the service of the fiscal year ending June 30, 1928—Continued

General object (title of appropriation), date of acts, references to Statutes at Large, or to Revised Statutes, and estimated amount required for each detailed object	Total amount to be appropriated under each head of appropriation	Amount appropriated for the fiscal year ending June 30, 1927
--	--	--

## Indian School, Riverside, Calif.—Continued.

	Estimated expenditures, 1928 appropriation	Estimated expenditures, 1927 appropriation	Expended and obligated, 1926
Repairs and alterations:			
1200 Buildings	\$11,500.00	\$3,740.00	\$19,057.43
1290 Miscellaneous repairs and alterations	4,500.00	4,500.00	5,053.31
12 Total repairs and alterations	16,000.00	8,240.00	24,110.74
13 Special and miscellaneous expenses	1,120.00	1,417.00	1,844.63
22 Burial expenses	400.00	300.00	325.00
Equipment:			
3000 Passenger-carrying vehicles			1,150.00
3010 Furniture, furnishings, and fixtures	9,800.00	5,000.00	9,066.62
3020 Educational, scientific, and recreational equipment	3,000.00	2,000.00	1,603.95
3040 Livestock			62.50
3050 Other equipment	7,500.00	6,000.00	4,112.38
30 Total equipment	20,300.00	13,000.00	15,995.45
31 Land and interest in land		26,600.00	
32 Other structures	5,000.00		3,629.79
Total	245,000.00	240,537.00	215,421.82

## Indian School, Fort Bidwell, Calif.—

Fort Bidwell Indian School, California: For one hundred pupils, \$25,000; for pay of superintendent, drayage, and general repairs and improvements, \$7,000 (*acts Jan. 30, 1897, vol. 29, p. 698, sec. 1; May 10, 1926, vol. 44, p. 469*)

\$32,000.00

	Estimated expenditures, 1928 appropriation	Estimated expenditures, 1927 appropriation	Expended and obligated, 1926
Field service:			
Salaries and wages—	<i>Average—</i>	<i>Average—</i>	<i>Average—</i>
Salary range, \$1,860 to \$2,400; average, \$2,100—	<i>No. Salary</i>	<i>No. Salary</i>	<i>No. Salary</i>
Superintendent	1 \$2,100	1 \$2,100	1 \$2,100
Salary range, \$1,500 to \$1,860; average, \$1,680—			
Clerk	1 1,680	1 1,680	1 1,680
Salary range, \$1,320 to \$1,680; average, \$1,500—			
Teachers	3 1,380	3 1,380	3 1,380
Farmer	1 1,380	1 1,380	1 1,380
General mechanic	1 1,380	1 1,380	1 1,380
Salary range, \$1,140 to \$1,500; average, \$1,320—			
Matron	1 1,320	1 1,320	1 1,320
Salary range, \$900 to \$1,140; average, \$1,020—			
Matron	1 1,020	1 1,020	1 1,020
Seamstress	1 1,020	1 1,020	1 1,020
Salary range, \$780 to \$1,020; average, \$900—			
Laundress	1 900	1 900	1 900
Cook	1 900	1 900	1 900
Ungraded—			
Laborer	1 1,020	1 1,020	1 1,020
Physician (contract)	1 720	1 720	1 720
Total average number of employees	13	13	12½
Total salaries and wages, field service	16,060.00	16,060.00	15,995.00
Deduct allowances for quarters, fuel, and light	1,920.00	1,920.00	1,910.00
Cash payment, salaries and wages	14,140.00	14,140.00	14,085.00
Miscellaneous and temporary labor, \$4 to \$1 per day			12.28
01 Total personal services	14,140.00	14,140.00	14,097.22
Supplies and materials:			
0210 Medical and hospital supplies	40.00	40.00	15.00
0220 Scientific and educational supplies	200.00	150.00	155.42
0230 Fuel	3,200.00	3,200.00	3,119.02
0240 Wearing apparel and sewing supplies	2,700.00	2,500.00	2,466.73
0260 Provisions	4,300.00	4,300.00	3,431.89
0280 Sundry supplies	300.00	600.00	448.97
02 Total supplies and materials	10,940.00	10,790.00	9,637.03
05 Telephone service	25.00	25.00	26.11
06 Commercial transportation	25.00	25.00	6.75
07 Transportation of things (service)	20.00	20.00	8.00
11 Other rents			12.50
Repairs and alterations:			
1200 Buildings	5,120.00	4,889.00	4,519.69
1290 Miscellaneous repairs and alterations	100.00	100.00	582.34
12 Total repairs and alterations	5,220.00	4,989.00	5,102.03
13 Special and miscellaneous expenses	130.00	55.00	4.00
Equipment:			
3010 Furniture, furnishings, and fixtures	800.00	600.00	543.32
3020 Educational, scientific, and recreational equipment	100.00	100.00	5.00
3050 Other equipment	600.00	700.00	161.56
30 Total equipment	1,500.00	1,400.00	709.88
Total	32,000.00	31,444.00	29,603.52

## Estimates of appropriations required for the service of the fiscal year ending June 30, 1928—Continued

General object (title of appropriation), date of acts, references to Statutes at Large, or to Revised Statutes, and estimated amount required for each detailed object	Total amount to be appropriated under each head of appropriation		Amount appropriated for the fiscal year ending June 30, 1927
<i>Indian School, Haskell Institute, Lawrence, Kans.—</i>			
Haskell Institute, Lawrence, Kansas: For eight hundred and fifty pupils, including not to exceed \$1,500 for printing and issuing school paper, \$191,250; for pay of superintendent, drayage, purchase of water for domestic purposes, and general repairs and improvements, including necessary drainage work, <b>[\$25,000]</b> \$30,000; for remodeling and enlarging office building, \$10,000 (acts July 4, 1884, vol. 23, p. 92, sec. 1; May 10, 1926, vol. 44, p. 469)	\$231, 250. 00		
	Estimated expenditures, 1928 appropriation	Estimated expenditures, 1927 appropriation	Expended and obligated, 1926
Field service:			
Salaries and wages—			
Salary range, \$3,300 to \$3,900; average, \$3,600—	Average—	Average—	Average—
Superintendent.....	No. Salary	No. Salary	No. Salary
Salary range, \$2,400 to \$3,000; average, \$2,700—	1 3,600	1 3,600	
Assistant superintendent.....	1 2,700	1 2,700	1 2,700
Salary range, \$1,860 to \$2,400; average, \$2,100—			
Principal clerk.....	1 2,100	1 2,100	1 2,100
Master mechanic.....	1 2,100	1 2,100	1 1,860
Principal.....	1 2,100	1 2,100	1 2,100
Principal, business department.....	1 2,200	1 2,200	1 2,100
Salary range, \$1,680 to \$2,040; average, \$1,860—			
Normal teacher.....	1 1,860	1 1,860	1 1,860
Superintendent of industries.....	1 1,860	1 1,860	1 1,860
Printer.....	1 1,920	1 1,920	1 1,860
Engineer.....	1 1,860	1 1,860	1 1,860
Principal of home economics.....	1 1,860	1 1,860	1 1,860
Salary range, \$1,500 to \$1,860; average, \$1,680—			
Teachers (senior high).....	11 1,740	11 1,740	10 1,740
Financial clerk.....	1 1,680	1 1,680	1 1,680
Clerk.....	1 1,680	1 1,680	1 1,680
Disciplinarian.....	1 1,680	1 1,680	1 1,680
Nurse.....	1 1,680	1 1,680	1 1,680
Teacher (critic normal).....	1 1,620	1 1,620	1 1,620
Teachers (junior high).....	6 1,620	6 1,620	5 1,620
Mason.....	1 1,620	1 1,620	
Carpenter.....	1 1,620	1 1,620	1 1,620
Teachers of home economics (junior high).....	2 1,620	2 1,620	2 1,620
Salary range, \$1,320 to \$1,680; average, \$1,500—			
Assistant clerk.....	1 1,500	1 1,500	1 1,500
Music teacher.....	1 1,560	1 1,560	1 1,500
Matron (head).....	1 1,560	1 1,560	1 1,500
Salary range, \$1,140 to \$1,500; average, \$1,320—			
Poultryman.....	1 1,440	1 1,440	1 1,440
Teacher.....	1 1,380	1 1,380	1 1,380
Farmer.....	1 1,380	1 1,380	1 1,380
Dairyman.....	1 1,380	1 1,380	1 1,380
Gardener.....	1 1,380	1 1,380	1 1,380
Sewing teacher.....	1 1,440	1 1,440	1 1,380
Junior clerks.....	2 1,320	2 1,320	1 1,320
Assistant engineers.....	2 1,320	2 1,320	1 1,320
Carpenter.....	1 1,320	1 1,320	1 1,320
Band leader.....	1 1,320	1 1,320	1 1,184
Painter.....	1 1,320	1 1,320	1 1,320
Salary range, \$1,020 to \$1,260; average, \$1,140—			
Blacksmith.....	1 1,260	1 1,260	1 1,140
Baker.....	1 1,200	1 1,200	1 1,200
Shoe and harness maker.....	1 1,140	1 1,140	1 1,140
Cook.....	1 1,140	1 1,140	1 1,140
Matrons.....	5 1,032	5 1,032	4 1,020
Seamstress.....	1 1,020	1 1,020	1 1,020
Cook.....	1 1,020	1 1,020	1 1,020
Assistant teachers.....	2 1,020	2 1,020	2 1,020
Salary range, \$780 to \$1,020; average, \$900—			
Assistant seamstress.....	1 900	1 900	1 900
Laundress.....	1 960	1 960	1 900
Salary range, \$600 to \$780; average, \$690—			
Assistants.....	3 660	3 660	2 660
Ungraded—			
Laborers.....	4 1,110	4 1,110	3 1,155
Physician.....	1 1,000	1 1,000	1 1,000
Total average number of employees.....	76	76	69 1/2
Total salaries and wages, field service.....	113,300	113,360	101,910
Deduct allowances for quarters, fuel, and light.....	12,580	12,580	11,215
01 Total personal services, cash payment, salaries and wages.....	100,780	100,780	90,695
Supplies and materials:			
0200 Stationery and office supplies.....	50.00	50.00	26.20
0210 Medical and hospital supplies.....	700.00	700.00	701.73
0220 Scientific and educational supplies.....	2,500.00	2,500.00	1,922.32
0230 Fuel.....	23,000.00	23,000.00	25,982.86
0240 Wearing apparel and sewing supplies.....	12,000.00	11,000.00	10,123.53
0250 Forage and other supplies for animals.....	2,500.00	2,500.00	2,220.64
0260 Provisions.....	28,000.00	27,000.00	26,851.45
0280 Sundry supplies.....	4,000.00	4,700.00	8,161.51
02 Total supplies and materials.....	79,050.00	71,450.00	75,990.24



*Estimates of appropriations required for the service of the fiscal year ending June 30, 1928—Continued*

General object (title of appropriation), date of acts, references to Statutes at Large, or to Revised Statutes, and estimated amount required for each detailed object

Total amount to be appropriated under each head of appropriation

Amount appropriated for the fiscal year ending June 30, 1927

*Indian School, Haskell Institute, Lawrence, Kans.—Continued.*

	Estimated expenditures, 1928 appropriation	Estimated expenditures, 1927 appropriation	Expended and obligated, 1926
Communication service:			
0500 Telegraph service.....	\$50.00	\$50.00	\$51.71
0510 Telephone service.....	350.00	350.00	337.25
05 Total communication service.....	400.00	400.00	388.96
07 Transportation of things (service).....	300.00	300.00	152.56
10 Furnishing of heat, light, power, water, and electricity (service).....	12,000.00	8,000.00	9,576.47
11 Other rents.....	300.00	300.00	240.00
Repairs and alterations:			
1200 Buildings.....	19,400.00	18,575.00	20,016.24
1290 Miscellaneous repairs and alterations.....	3,600.00	3,500.00	4,322.64
12 Total repairs and alterations.....	23,000.00	22,075.00	24,338.88
13 Special and miscellaneous expenses.....	120.00	208.00	86.05
Equipment:			
3010 Furniture, furnishings, and fixtures.....	4,000.00	2,000.00	4,932.58
3020 Educational, scientific, and recreational equipment.....	400.00	600.00	355.71
3040 Livestock.....			575.00
3050 Other equipment.....	900.00	1,000.00	1,178.19
30 Total equipment.....	5,300.00	3,600.00	7,041.48
32 Structures and parts and nonstructural improvements to lands.....	10,000.00	2,000.00	29,680.67
Total.....	231,250.00	209,113.00	238,190.13

*Indian School, Mount Pleasant, Mich.—*

Mount Pleasant, Michigan: For [four] three hundred and seventy-five pupils, [\$90,000] \$84,375; for pay of superintendent, drayage, and general repairs and improvements, \$12,000; [for connecting with city water supply, \$3,500; for construction of hospital, including not to exceed \$10,000 for remodeling old hospital into a girls' dormitory, \$20,000;] (acts Feb. 16, 1891, vol. 26, p. 764, sec. 1; July 13, 1892, vol. 27, p. 142, sec. 1; May 10, 1926, vol. 44, p. 469)

\$96,375.00

	Estimated expenditures, 1928 appropriation	Estimated expenditures, 1927 appropriation	Expended and obligated, 1926
Field service:			
Salaries and wages—			
Salary range, \$2,400 to \$3,000; average, \$2,700—	Average—	Average—	Average—
Superintendent.....	No. 1 Salary \$2,700	No. 1 Salary \$2,700	No. 1 Salary \$2,700
Salary range, \$1,860 to \$2,400; average, \$2,100—			
Physician.....	1 2,100	1 2,100	1 2,100
Salary range, \$1,680 to \$2,040; average, \$1,860—			
Financial clerk.....	1 1,860	1 1,860	1 1,860
Salary range \$1,500 to \$1,860; average, \$1,680—			
Principal.....	1 1,740	1 1,740	1 1,680
Nurse.....	1 1,680	1 1,680	1 1,680
Teacher (junior high).....	1 1,620	1 1,620	1 1,620
Salary range, \$1,320 to \$1,680; average, \$1,500—			
Engineer.....	1 1,500	1 1,500	1 1,500
Disciplinarian.....	1 1,380	1 1,380	1 1,380
Teachers.....	6 1,390	6 1,390	5 1,337
Music teacher.....	1 1,380	1 1,380	1 1,335
Teacher of home economics.....	1 1,380	1 1,380	1 1,380
Physical director.....	1 1,380	1 1,380	1 1,380
Farmer.....	1 1,380	1 1,380	1 1,380
Dairymen.....	1 1,380	1 1,380	1 1,380
Salary range, \$1,140 to \$1,500; average, \$1,320—			
Junior clerk.....	1 1,320	1 1,320	1 1,320
Matron (head).....	1 1,320	1 1,320	1 1,320
Band leader.....	1 1,320	1 1,320	1 1,320
Carpenter.....	1 1,380	1 1,380	1 1,320
Assistant engineer.....	1 1,320	1 1,320	1 1,320
Salary range, \$900 to \$1,020; average, \$1,020—			
Assistant teacher.....	1 1,020	1 1,020	1 1,020
Matrons.....	3 1,020	3 1,020	2 1,020
Seamstress.....	1 1,020	1 1,020	1 1,020
Baker.....	1 1,020	1 1,020	1 1,020
Cook.....	1 1,020	1 1,020	1 1,020
Salary range, \$780 to \$1,020; average, \$900—			
Laundress.....	1 960	1 960	1 960
Assistant matron.....	1 900	1 900	1 900
Cook.....	1 900	1 900	1 900

## Estimates of appropriations required for the service of the fiscal year ending June 30, 1928—Continued

General object (title of appropriation), date of acts, references to Statutes at Large, or to Revised Statutes, and estimated amount required for each detailed object				Total amount to be appropriated under each head of appropriation		Amount appropriated for the fiscal year ending June 30, 1927	
<i>Indian School, Mount Pleasant, Mich.—Continued.</i>							
		Estimated expenditures, 1928 appropriation	Estimated expenditures, 1927 appropriation	Expended and obligated, 1926			
Field service—Continued.							
Salaries and wages—Continued.							
Salary range, \$600 to \$780; average, \$660—							
Assistants.....				Average— No. 2	Salary \$660	Average— No. 2	Salary \$660
Ungraded—							
Laborers.....				5	1,032	5	1,032
Total average number of employees.....				41		38½	
Total salary and wages, field service.....				52,860.00		50,135.00	
Deduct allowances for quarters, fuel, and light.....				6,420.00		5,985.00	
Cash payment, salaries and wages.....				46,440.00		44,150.00	
Miscellaneous and temporary labor, \$4 to \$1 per day.....						333.29	
01	Total personal services.....	46,440.00	46,440.00	44,483.29			
Supplies and materials:							
0210	Medical and hospital supplies.....	400.00	400.00	281.63			
0220	Scientific and educational supplies.....	600.00	600.00	604.53			
0230	Fuel.....	5,000.00	5,000.00	4,707.37			
0240	Wearing apparel and sewing supplies.....	8,500.00	9,000.00	5,817.82			
0250	Forage and other supplies for animals.....	1,500.00	1,500.00	1,367.77			
0260	Provisions.....	15,000.00	16,500.00	13,710.22			
0280	Sundry supplies.....	1,000.00	1,000.00	1,611.57			
02	Total supplies and materials.....	32,000.00	34,000.00	28,190.91			
Communication service:							
0500	Telegraph service.....	50.00	50.00	25.00			
0510	Telephone service.....	150.00	150.00	134.20			
05	Total communication service.....	200.00	200.00	159.20			
06	Commercial transportation.....	50.00	50.00				
07	Transportation of things (service).....	1,500.00	1,500.00	1,523.56			
10	Furnishing of heat, light, power, water, and electricity (service).....	2,400.00	2,300.00	2,272.89			
11	Other rents.....	350.00	350.00	382.00			
Repairs and alterations:							
1200	Buildings.....	8,100.00	7,706.00	8,237.23			
1290	Miscellaneous repairs and alterations.....	1,200.00	1,500.00	1,355.24			
12	Total repairs and alterations.....	9,300.00	9,206.00	9,592.47			
13	Special and miscellaneous expenses.....	335.00	588.00	55.84			
Equipment:							
3010	Furniture, furnishings, and fixtures.....	2,500.00	2,500.00	1,824.94			
3020	Educational, scientific, and recreational equipment.....	500.00	800.00	305.14			
3040	Livestock.....		200.00	55.00			
3050	Other equipment.....	800.00	1,000.00	531.35			
30	Total equipment.....	3,800.00	4,500.00	2,716.43			
32	Other structures.....		21,360.00				
	Total.....	96,375.00	120,494.00	89,376.95			

*Indian School, Pipestone, Minn.—*

Pipestone, Minnesota: For three hundred pupils, \$67,500; for pay of superintendent, drayage, and general repairs and improvements, [including purchase of steam boiler and bake oven, \$12,500] \$10,000; [for additional dormitory and dining-room space, including equipment, \$14,000;] (acts Feb. 16, 1891, vol. 26, p. 764, sec. 1; July 13, 1892, vol. 27, p. 142, sec. 1; May 10, 1926, vol. 44, p. 469).....

\$77,500.00

	Estimated expenditures, 1928 appropriation		Estimated expenditures, 1927 appropriation		Expended and obligated, 1926	
Field service:						
Salaries and wages—	<i>Average—</i>		<i>Average—</i>		<i>Average—</i>	
Salary range, \$2,400 to \$3,000; average, \$2,700	No.	Salary	No.	Salary	No.	Salary
Superintendent.....	1	\$2,700	1	\$2,700	1	\$2,700
Salary range, \$1,500 to \$1,680; average, \$1,680—						
Clerk.....	1	1,680	1	1,680	1	1,680
Principal.....	1	1,740	1	1,740	1	1,680
Nurse.....	1	1,680	1	1,680	1	1,680
Salary range, \$1,320 to \$1,680; average, \$1,500—						
Engineer.....	1	1,560	1	1,560	1	1,500
Salary range, \$1,140 to \$1,500; average, \$1,320—						
Dairyman.....	1	1,440	1	1,440	1	1,440
Disciplinarian.....	1	1,380	1	1,380	1	1,380

*Estimates of appropriations required for the service of the fiscal year ending June 30, 1928—Continued*

General object (title of appropriation), date of acts, references to Statutes at Large, or to Revised Statutes, and estimated amount required for each detailed object				Total amount to be appropriated under each head of appropriation	Amount appropriated for the fiscal year ending June 30, 1927	
Indian School, Pipestone, Minn.—Continued.						
		Estimated expenditures, 1928 appropriation	Estimated expenditures, 1927 appropriation	Expended and obligated, 1926		
Field service—Continued.						
Salaries and wages—Continued.						
Salary range, \$1,140 to \$1,500; average, \$1,320—Con.						
Teachers	Average—No. 5	Salary \$1,380	Average—No. 5	Salary \$1,380	Average—No. 5	Salary \$1,380
Teacher of home economics	1	1,380	1	1,380	1	1,380
Farmer	1	1,380	1	1,380	1	1,380
Junior clerk	1	1,320	1	1,320	1	1,320
Carpenter	1	1,320	1	1,320	1	1,320
Assistant engineer	1	1,320	1	1,320	1	1,320
Salary range, \$1,020 to \$1,280; average, \$1,140—						
Matron	1	1,140	1	1,140	1	1,140
Salary range, \$900 to \$1,140; average, \$1,020—						
Matron	1	1,020	1	1,020	1	1,020
Seamstress	1	1,020	1	1,020	1	1,020
Baker	1	1,020	1	1,020	1	1,020
Salary range, \$780 to \$1,020; average, \$900—						
Assistant matron	1	900	1	900	1	900
Laundress	1	900	1	900	1	900
Cook	1	900	1	900	1	900
Ungraded—						
Laborer	1	1,080	1	1,080	1	1,020
Physician	1	720	1	720	1	720
Total average number of employees	26		26		26	
Total salaries and wages, field service		34,500.00		34,500.00		34,320.00
Deduct allowances for quarters, fuel, and light		4,140.00		4,140.00		4,140.00
Cash payment, salaries and wages		30,360.00		30,360.00		30,180.00
Miscellaneous and temporary labor, \$4 to \$1 per day						1,046.80
01 Total personal services		30,360.00		30,360.00		31,226.80
Supplies and materials:						
0210 Medical and hospital supplies		300.00		300.00		230.05
0220 Scientific and educational supplies		800.00		1,000.00		559.58
0230 Fuel		3,300.00		3,000.00		2,574.40
0240 Wearing apparel and sewing supplies		9,000.00		8,800.00		5,220.44
0250 Forage and other supplies for animals		1,000.00		1,000.00		1,038.05
0260 Provisions		14,500.00		13,500.00		9,449.77
0280 Sundry supplies		1,500.00		1,200.00		1,225.77
02 Total supplies and materials		30,400.00		28,800.00		20,298.06
Communication service:						
0500 Telegraph service		25.00		25.00		13.05
0510 Telephone service		150.00		150.00		155.67
05 Total communication service		175.00		175.00		168.72
06 Commercial transportation						6.00
07 Transportation of things (service)		800.00		1,000.00		599.47
10 Furnishing of heat, light, power, water, and electricity (service)		2,200.00		2,000.00		2,095.37
Repairs and alterations:						
1280 Buildings		6,600.00		5,187.00		6,128.25
1290 Miscellaneous repairs and alterations		800.00		1,000.00		867.92
12 Total repairs and alterations		7,400.00		6,187.00		6,996.17
13 Special and miscellaneous expenses		165.00		138.00		108.81
Equipment:						
3010 Furniture, furnishings, and fixtures		2,500.00		3,000.00		1,976.17
3020 Educational, scientific, and recreational equipment		500.00		700.00		53.70
3050 Other equipment		3,000.00		3,000.00		1,129.49
30 Total equipment		6,000.00		6,700.00		3,159.36
32 Other structures				16,538.00		7,402.20
Total		77,500.00		91,898.00		72,060.96
Indian School, Genoa, Nebr.—						
Genoa, Nebraska: For [four hundred and seventy-five] five hundred pupils, [\$106,875] \$112,500; for pay of superintendent, drayage, and general repairs and improvements, \$19,000, including \$4,000 for extension of sewer system, [\$15,000] (acts Mar. 1, 1883, vol. 22, p. 449, sec. 1; May 10, 1926, vol. 44, p. 469)						
				\$131,500.00		

## Estimates of appropriations required for the service of the fiscal year ending June 30, 1928—Continued

General object (title of appropriation), date of acts, references to Statutes at Large, or to Revised Statutes, and estimated amount required for each detailed object						Total amount to be appropriated under each head of appropriation	Amount appropriated for the fiscal year ending June 30, 1927
<i>Indian School, Genoa, Nebr.—Continued.</i>							
		Estimated expenditures, 1928 appropriation	Estimated expenditures, 1927 appropriation	Expended and obligated, 1926			
Field service:							
Salaries and wages—							
Salary range, \$2,700 to \$3,300; average, \$3,000—							
Superintendent	No. Salary	No. Salary	No. Salary	No. Salary			
Salary range, \$1,680 to \$2,040; average, \$1,860—							
Senior clerk	1 1,860	1 1,860	1 1,860	1 1,860			
Principal	1 1,860	1 1,860	1 1,860	1 1,860			
Salary range, \$1,500 to \$1,860; average, \$1,680—							
Teacher (senior high)	1 1,740	1 1,740	1 1,740	1 1,740			
Nurse	1 1,680	1 1,680	1 1,680	1 1,680			
Teachers (junior high)	2 1,620	2 1,620	2 1,620	1 1,620			
Teacher of home economics	1 1,620	1 1,620	1 1,620	1 1,620			
Carpenter	1 1,620	1 1,620	1 1,620	1 1,620			
Salary range, \$1,320 to \$1,680; average, \$1,500—							
Disciplinarian	1 1,500	1 1,500	1 1,500	1 1,500			
Music teacher	1 1,500	1 1,500	1 1,500	1 1,500			
Engineer	1 1,500	1 1,500	1 1,500	1 1,500			
Teachers	6 1,380	6 1,380	6 1,380	5 1,380			
Matron (head)	1 1,380	1 1,380	1 1,380	1 1,380			
Farmer	1 1,380	1 1,380	1 1,380	1 1,380			
Gardener	1 1,380	1 1,380	1 1,380	1 1,380			
Dairyman	1 1,380	1 1,380	1 1,380	1 1,380			
Salary range, \$1,140 to \$1,500; average, \$1,320—							
Junior clerks	2 1,320	2 1,320	2 1,320	2 1,320			
Assistant engineers	2 1,320	2 1,320	2 1,320	1 1,320			
Band leader	1 1,320	1 1,320	1 1,320	1 1,320			
Salary range, \$1,020 to \$1,260; average, \$1,140—							
Blacksmith	1 1,140	1 1,140	1 1,140	1 1,140			
Shoe and harness maker	1 1,200	1 1,200	1 1,200	1 1,140			
Assistant disciplinarian	1 1,080	1 1,080	1 1,080	1 1,080			
Salary range, \$900 to \$1,140; average, \$1,020—							
Matrons	5 1,020	5 1,020	5 1,020	4 1,020			
Seamstress	1 1,020	1 1,020	1 1,020	1 1,020			
Cook	1 1,020	1 1,020	1 1,020	1 1,020			
Baker	1 1,020	1 1,020	1 1,020	1 1,020			
Salary range, \$780 to \$1,020; average, \$900—							
Laundress	1 900	1 900	1 900	1 900			
Ungraded laborer	1 1,080	1 1,080	1 1,080	1 1,080			
Physician	1 720	1 720	1 720	1 720			
Total average number of employees	41	41	38 1/2				
Total salaries and wages, field service	55,800.00	55,800.00	52,955.00				
Deduct allowances for quarters, fuel, and light	6,540.00	6,540.00	6,205.00				
Cash payment, salaries and wages	49,260.00	49,260.00	46,750.00				
Miscellaneous and temporary labor, \$4 to \$1 per day			363.68				
01 Total personal services	49,260.00	49,260.00	47,113.68				
Supplies and materials:							
0210 Medical and hospital supplies	600.00	600.00	545.40				
0220 Scientific and educational supplies	1,000.00	1,000.00	983.50				
0230 Fuel	10,000.00	9,500.00	10,050.55				
0240 Wearing apparel and sewing supplies	16,500.00	14,500.00	13,676.65				
0250 Forage and other supplies for animals	3,000.00	3,000.00	2,945.17				
0260 Provisions	23,500.00	20,000.00	19,158.83				
0280 Sundry supplies	2,425.00	400.00	2,703.04				
02 Total supplies and materials	57,025.00	49,000.00	50,063.14				
Communication service:							
0500 Telegraph service	25.00	25.00	23.62				
0510 Telephone service	50.00	50.00	43.50				
0520 Other communication service	10.00	10.00	5.63				
05 Total communication service	85.00	85.00	72.75				
06 Commercial transportation			6.37				
07 Transportation of things (service)	2,300.00	2,200.00	2,379.37				
11 Other rents			250.68				
Repairs and alterations:							
1200 Buildings	10,000.00	9,600.00	7,703.85				
1290 Miscellaneous repairs and alterations	2,500.00	2,400.00	2,690.68				
12 Total repairs and alterations	12,500.00	12,000.00	10,394.53				
13 Special and miscellaneous expenses	430.00	304.00	383.05				
Equipment:							
3010 Furniture, furnishings, and fixtures	3,000.00	2,500.00	6,103.95				
3020 Educational, scientific, and recreational equipment	1,200.00	1,500.00	1,333.59				
3040 Livestock			179.20				
3050 Other equipment	1,700.00	1,000.00	986.26				
Total equipment	5,900.00	5,000.00	8,603.00				
32 Other structures	4,000.00		2,396.91				
Total	131,500.00	117,849.00	121,663.48				

*Indian School, Carson City, Nev.—*

Carson City, Nevada: For four hundred and [fifty] seventy-five pupils, [\$101,250] \$106,875; for pay of superintendent, drayage, and general repairs and improvements, \$20,000, including \$5,000 for addition to boys' dormitory, [\$16,500] (acts June 29, 1888, vol. 25, p. 236, sec. 1; Aug. 19, 1890, vol. 26, p. 353, sec. 1; May 10, 1926, vol. 44, p. 469) -----

\$126,875.00

## Estimates of appropriations required for the service of the fiscal year ending June 30, 1928—Continued

General object (title of appropriation), date of acts, references to Statutes at Large, or to Revised Statutes, and estimated amount required for each detailed object				Total amount to be appropriated under each head of appropriation	Amount appropriated for the fiscal year ending June 30, 1927
<i>Indian School, Carson City, Nev.—Continued.</i>					
	Estimated expenditures, 1928 appropriation	Estimated expenditures, 1927 appropriation	Expended and obligated, 1926		
Field service:					
Salaries and wages—					
Salary range, \$3,000 to \$3,600; average, \$3,300—	Average—	Average—	Average—		
Superintendent	No. 1 Salary \$3,300	No. 1 Salary \$3,300	No. 1 Salary \$3,300		
Salary range, \$1,860 to \$2,400; average, \$2,100—					
Physician	1 2,300	1 2,300	1 2,400		
Assistant superintendent					
Salary range, \$1,680 to \$2,040; average, \$1,860—					
Senior clerk	1 1,860	1 1,860	1 1,860		
Principal	1 1,860	1 1,860	1 1,860		
Salary range, \$1,320 to \$1,680; average, \$1,500—					
Nurse	1 1,680	1 1,680	1 1,680		
Engineer	1 1,620	1 1,620	1 1,620		
Teacher (junior high)	1 1,620	1 1,620	1 1,620		
Salary range, \$1,140 to \$1,500; average, \$1,320—					
Farmer	1 1,440	1 1,440	1 1,440		
Field and outing matron	1 1,440	1 1,440	1 1,440		
Disciplinarian	1 1,380	1 1,380	1 1,380		
Teachers	7 1,380	7 1,380	7 1,380		
Teacher of home economics	1 1,380	1 1,380	1 1,380		
Assistant nurse	1 1,380	1 1,380	1 1,380		
Junior clerk	1 1,320	1 1,320	1 1,320		
Matron (head)	1 1,320	1 1,320	1 1,320		
Carpenter	1 1,320	1 1,320	1 1,320		
Salary range, \$1,020 to \$1,260; average, \$1,140—					
Blacksmith	1 1,200	1 1,200	1 1,200		
Shoe and harness maker	1 1,140	1 1,140	1 1,140		
Salary range, \$900 to \$1,140; average, \$1,020—					
Matrons	5 1,020	5 1,020	5 1,020		
Assistant teacher	1 1,020	1 1,020	1 1,020		
Assistant disciplinarian	1 1,020	1 1,020	1 1,020		
Seamstress	1 1,020	1 1,020	1 1,020		
Baker	1 1,020	1 1,020	1 1,020		
Cook	1 1,020	1 1,020	1 1,020		
Salary range, \$780 to \$1,020; average, \$900—					
Assistant seamstress	1 900	1 900	1 900		
Laundress	1 900	1 900	1 900		
Ungraded laborers	4 945	4 945	4 945		
Total average number of employees	39½	39½	38½		
Total salaries and wages, field service	52,280.00	52,280.00	51,780.00		
Deduct allowances for quarters, fuel, and light	5,910.00	5,910.00	5,775.00		
Cash payment, salaries and wages	46,370.00	46,370.00	46,005.00		
Miscellaneous and temporary labor, \$4 to \$1 per day			315.68		
01 Total personal services	46,370.00	46,370.00	46,320.68		
Supplies and materials:					
0210 Medical and hospital supplies	350.00	300.00	271.76		
0220 Scientific and educational supplies	1,500.00	1,500.00	1,268.36		
0230 Fuel	8,000.00	8,000.00	6,683.51		
0240 Wearing apparel and sewing supplies	15,000.00	13,500.00	12,028.84		
0250 Forage and other supplies for animals	1,800.00	1,500.00	1,240.00		
0260 Provisions	20,000.00	17,500.00	14,949.49		
0280 Sundry supplies	3,500.00	3,500.00	2,258.62		
02 Total supplies and materials	50,150.00	45,800.00	38,700.58		
Communication service:					
0300 Telegraph service	50.00	50.00	39.37		
0510 Telephone service	225.00	225.00	217.23		
05 Total communication service	275.00	275.00	256.60		
06 Commercial transportation	250.00	250.00	265.40		
07 Transportation of things (service)	100.00	100.00	11.85		
08 Printing and binding			9.84		
10 Furnishing of heat, light, power, water, and electricity (service)	1,500.00	1,500.00	1,223.16		
Rents:					
1100 Rent of buildings and structures	360.00	360.00	360.00		
1110 Other rents	290.00	290.00	290.00		
11 Total rents	650.00	650.00	650.00		
Repairs and alterations:					
1200 Buildings	10,100.00	12,855.00	7,490.42		
1290 Miscellaneous repairs and alterations	2,000.00	2,000.00	2,381.91		
12 Total repairs and alterations	12,100.00	14,855.00	9,872.33		
13 Special and miscellaneous expenses	280.00	63.00	25.00		
22 Burial expenses	100.00	100.00			
Equipment:					
3010 Furnishings, furniture, and fixtures	4,000.00	2,500.00	3,151.10		
3020 Educational, scientific, and recreational equipment	1,500.00	1,600.00	353.85		
3040 Livestock			210.31		
3050 Other equipment	2,800.00	1,800.00	1,053.54		
30 Total equipment	8,300.00	5,900.00	4,768.80		
32 Other structures	6,000.00		4,433.43		
Total	126,875.00	115,863.00	106,637.67		

*Indian School, Albuquerque, N. Mex.—*

Albuquerque, New Mexico: For eight hundred and twenty-five pupils, **[\$180,000]** \$185,625; for pay of superintendent, drayage, and general repairs and improvements, \$15,000; [including construction of power house and beginning installation] for continuing construction of [a] central heating plant, **[\$30,000]** \$15,000; for hospital and equipment, \$65,000 (acts June 29, 1888, vol. 25, p. 235, sec. 1; May 10, 1926, vol. 44, p. 470) —

\$280, 625. 00

## Estimates of appropriations required for the service of the fiscal year ending June 30, 1928—Continued

General object (title of appropriation), date of acts, references to Statutes at Large, or to Revised Statutes, and estimated amount required for each detailed object					Total amount to be appropriated under each head of appropriation		Amount appropriated for the fiscal year ending June 30, 1927	
Indian School, Albuquerque, N. Mex.—Continued.								
		Estimated expenditures, 1928 appropriation	Estimated expenditure, 1927 appropriation	Expended and obligated, 1926				
Field service:								
Salaries and wages—		Average—	Average—	Average—				
	No.	Salary	No.	Salary	No.	Salary		
Salary range, \$3,000 to \$3,600; average, \$3,300—	1	\$3,600	1	\$3,600	1	\$3,600		
Superintendent.....								
Salary range, \$2,100 to \$2,700; average, \$2,400—	1	2,400	1	2,400	1	2,400		
Physician.....								
Salary range, \$1,860 to \$2,400; average, \$2,100—	1	2,100	1	2,100	1	2,100		
Principal clerk.....								
Principal.....	1	2,100	1	2,100	1	2,100		
Salary range, \$1,680 to \$2,040; average, \$1,860—	1	1,860	1	1,860	1	1,860		
Physical director.....								
Salary range, \$1,500 to \$1,860; average, \$1,680—	1	1,740	1	1,740	1	1,740		
Principal, home economics.....								
Teacher of agriculture.....	1	1,740	1	1,740	1	1,740		
Teachers (senior high).....	3	1,740	3	1,740	3	1,740		
Disciplinarian.....	1	1,680	1	1,680	1	1,680		
Nurse.....	1	1,680	1	1,680	1	1,680		
Salary range, \$1,320 to \$1,680; average, \$1,500—	1	1,620	1	1,620	1	1,620		
Carpenter.....	2	1,620	2	1,620	2	1,620		
Teachers (junior high).....	1	1,500	1	1,500	1	1,500		
Assistant clerk.....	1	1,500	1	1,500	1	1,500		
Music teacher.....	1	1,500	1	1,500	1	1,500		
Matron (head).....	1	1,500	1	1,500	1	1,500		
Engineer.....	1	1,560	1	1,560	1	1,500		
Salary range, \$1,140 to \$1,500; average, \$1,320—	9	1,394	9	1,394	9	1,387		
Teachers.....	3	1,400	3	1,400	3	1,380		
Teachers of home economics.....	1	1,380	1	1,380	1	1,380		
Farmer.....	1	1,380	1	1,380	1	1,380		
Gardener.....	1	1,380	1	1,380	1	1,380		
Poultryman.....	2	1,320	2	1,320	2	1,320		
Junior clerks.....	1	1,320	1	1,320	1	1,320		
Assistant disciplinarian.....	1	1,380	1	1,380	1	1,320		
Carpenter.....	1	1,320	1	1,320	1	1,320		
Painter.....	1	1,260	1	1,260	1	1,200		
Salary range, \$1,020 to \$1,260; average, \$1,140—	1	1,140	1	1,140	1	1,140		
Blacksmith.....								
Shoe and harness maker.....	1	1,080	1	1,080	1	1,080		
Salary range, \$900 to \$1,140; average, \$1,020—	1	1,140	1	1,140	1	1,080		
Seamstress.....	2	1,020	2	1,020	2	1,020		
Tailor.....	1	1,020	1	1,020	1	1,020		
Matrons.....	1	1,020	1	1,020	1	1,020		
Baker.....	1	1,020	1	1,020	1	1,020		
Cook.....								
Night watchman.....	1	960	1	960	1	960		
Salary range, \$780 to \$1,020; average, \$900—	2	930	2	930	2	900		
Laundress.....	1	900	1	900	1	900		
Assistant matrons.....								
Assistant seamstress.....								
Salary range, \$600 to \$780; average, \$690—	2	690	2	690	3	780		
Assistant cook.....	4	1,035	4	1,035	2	660		
Assistants.....								
Ungraded: Laborers.....								
Total average number of employees.....	56 1/2		56 1/2		57 1/2			
Total salaries and wages, field service.....		80,580.00		80,580.00		78,420.00		
Deduct allowances for quarters, fuel, and light.....		9,210.00		9,210.00		9,330.00		
Cash payment, salaries and wages.....		71,370.00		71,370.00		69,090.00		
Miscellaneous and temporary labor, \$4 to \$1 per day.....						71.58		
01 Total personal services.....		71,370.00		71,370.00		69,161.58		
Supplies and materials:								
0210 Medical and hospital supplies.....		800.00		800.00		576.88		
0220 Scientific and educational supplies.....		2,000.00		2,500.00		1,697.07		
0230 Fuel.....		9,500.00		9,500.00		8,572.04		
0240 Wearing apparel and sewing supplies.....		26,500.00		26,000.00		24,857.59		
0250 Forage and other supplies for animals.....		5,500.00		6,500.00		5,555.89		
0260 Provisions.....		36,000.00		34,000.00		32,789.99		
0280 Sundry supplies.....		6,200.00		5,000.00		4,319.05		
02 Total supplies and materials.....		86,500.00		84,300.00		78,368.51		
Communication service:								
0500 Telegraph service.....		50.00		50.00		23.67		
0510 Telephone service.....		125.00		125.00		114.55		
0520 Other communication service.....		25.00		25.00		8.00		
05 Total communication service.....		200.00		200.00		146.22		
07 Transportation of things (service).....		100.00		100.00		56.92		
08 Printing and binding.....						25.88		
10 Furnishing of heat, light, power, water, and electricity (service).....		4,300.00		4,300.00		4,192.24		
11 Other rents.....		450.00		450.00		444.00		
Repairs and alterations:								
1200 Buildings.....		11,600.00		10,600.00		7,413.22		
1290 Miscellaneous repairs and alterations.....		6,000.00		5,000.00		7,001.65		
12 Total repairs and alterations.....		17,600.00		15,600.00		14,414.87		
13 Special and miscellaneous expenses.....		105.00		290.00		90.00		
22 Burial expenses.....		250.00		250.00		152.00		
Equipment:								
3000 Passenger-carrying vehicles.....						582.50		
3010 Furniture, furnishings, and fixtures.....		7,500.00		8,000.00		8,336.49		
3020 Educational, scientific, and recreational equipment.....		1,000.00		1,300.00		1,230.41		
3040 Livestock.....		250.00		200.00		93.25		
3050 Other equipment.....		1,000.00		1,500.00		3,559.73		
30 Total equipment.....		9,750.00		11,200.00		13,792.38		
32 Other structures.....		90,000.00		15,000.00		12,000.00		
Total.....		290,625.00		203,060.00		192,844.60		

*Estimates of appropriations required for the service of the fiscal year ending June 30, 1928—Continued*

General object (title of appropriation), date of acts, references to Statutes at Large, or to Revised Statutes, and estimated amount required for each detailed object				Total amount to be appropriated under each head of appropriation	Amount appropriated for the fiscal year ending June 30, 1927
<b>Indian School, Santa Fe, N. Mex.—</b> Santa Fe, New Mexico: For four hundred and fifty pupils, \$101,250; for pay of superintendent, drayage, and general repairs and improvements, \$13,000; for water supply, \$3,000 ( <i>acts Mar. 2, 1889, vol. 25, p. 1000, sec. 2; May 10, 1926, vol. 44, p. 470</i> )				\$117,250.00	
	Estimated expenditures, 1928 appropriation	Estimated expenditures, 1927 appropriation	Expended and obligated, 1926		
<b>Field service:</b>					
<b>Salaries and wages—</b>	<i>Average—</i>	<i>Average—</i>	<i>Average—</i>		
Salary range, \$2,700 to \$3,300; average, \$3,000—	No. 1 Salary \$3,000	No. 1 Salary \$3,000	No. 1 Salary \$3,000		
Superintendent	1 1,860	1 1,860	1 1,860		
Salary range, \$1,680 to \$2,040; average, \$1,860—	No. 1 Salary \$1,860	No. 1 Salary \$1,860	No. 1 Salary \$1,860		
Senior clerk	1 1,860	1 1,860	1 1,860		
Principal	1 1,860	1 1,860	1 1,470		
Salary range, \$1,500 to \$1,680; average, \$1,680—	No. 1 Salary \$1,680	No. 1 Salary \$1,680	No. 1 Salary \$1,680		
Nurse	1 1,680	1 1,680	1 1,680		
Teacher (junior high)	1 1,680	1 1,680	1 1,680		
Teacher of home economics	1 1,680	1 1,680	1 1,680		
Carpenter	1 1,680	1 1,680	1 1,620		
Salary range, \$1,320 to \$1,680; average, \$1,500—	No. 1 Salary \$1,500	No. 1 Salary \$1,500	No. 1 Salary \$1,500		
Librarian	1 1,500	1 1,500	1 1,500		
Assistant clerk	1 1,500	1 1,500	1 1,500		
Engineer	1 1,500	1 1,500	1 1,500		
Salary range, \$1,140 to \$1,500; average, \$1,320—	No. 1 Salary \$1,320	No. 1 Salary \$1,320	No. 1 Salary \$1,320		
Disciplinarian	1 1,380	1 1,380	1 1,380		
Teachers	7 1,380	7 1,380	6 1/2 1,380		
Matron (head)	1 1,380	1 1,380	1 1,380		
Financial clerk	1 1,320	1 1,320	1 1,320		
Industrial teacher	1 1,380	1 1,380	1 1,320		
Painter	1 1,320	1 1,320	1 1,320		
Assistant engineer	1 1,320	1 1,320	1 1,320		
Salary range, \$1,020 to \$1,260; average, \$1,140—	No. 1 Salary \$1,140	No. 1 Salary \$1,140	No. 1 Salary \$1,140		
Seamstress	1 1,140	1 1,140	1 1,140		
Blacksmith	1 1,140	1 1,140	1 1,140		
Shoe and harness maker	1 1,140	1 1,140	1 1,140		
Salary range, \$900 to \$1,140; average, \$1,020—	No. 1 Salary \$1,020	No. 1 Salary \$1,020	No. 1 Salary \$1,020		
Assistant disciplinarian	1 1,020	1 1,020	1 1,020		
Matrons	3 1,020	3 1,020	2 1,020		
Baker	1 1,020	1 1,020	1 1,020		
Cook	1 1,020	1 1,020	1 1,020		
Tailor	1 1,020	1 1,020	1 1,020		
Salary range, \$780 to \$1,020; average, \$900—	No. 1 Salary \$900	No. 1 Salary \$900	No. 1 Salary \$900		
Laundress	1 900	1 900	1 900		
Assistant matron	1 900	1 900	1 900		
Salary range, \$600 to \$780; average, \$690—	No. 3 Salary \$660	No. 3 Salary \$660	No. 2 1/2 Salary \$660		
Assistants	3 660	3 660	2 1/2 660		
Ungraded—					
Laborers	4 1,020	4 1,020	3 1/2 1,020		
Physician	1 720	1 720	1 720		
Total average number of employees	43	43	40 1/2		
Total salaries and wages, field service	54,720.00	54,720.00	52,075.00		
Deduct allowances for quarters, fuel, and light	6,360.00	6,360.00	5,865.00		
Cash payment, salaries and wages	48,360.00	48,360.00	46,210.00		
Deduct expenditures for personal services included in objects named below	1,300.00	1,300.00	1,308.46		
01 Total personal services	47,060.00	47,060.00	44,901.54		
<b>Supplies and materials:</b>					
0210 Medical and hospital supplies	500.00	500.00	454.16		
0220 Scientific and educational supplies	1,000.00	800.00	541.72		
0230 Fuel	7,000.00	6,500.00	7,042.74		
0240 Wearing apparel and sewing supplies	15,500.00	15,000.00	14,760.71		
0250 Forage and other supplies for animals	4,000.00	4,000.00	3,584.48		
0260 Provisions	16,500.00	16,000.00	15,600.61		
0280 Sundry supplies	2,200.00	1,900.00	1,764.07		
02 Total supplies and materials	46,700.00	44,700.00	43,748.49		
<b>Communication service:</b>					
0500 Telegraph service	50.00	50.00	22.59		
0510 Telephone service	125.00	125.00	123.00		
0520 Other communication service	25.00	25.00	6.00		
05 Total communication service	200.00	200.00	151.59		
06 Commercial transportation	100.00	100.00	46.30		
07 Transportation of things (service)	1,000.00	1,000.00	41.21		
08 Printing and binding			9.00		
10 Furnishing of heat, light, power, water, and electricity (service)	5,500.00	5,500.00	5,425.10		
11 Other rents	200.00	200.00	111.50		
<b>Repairs and alterations:</b>					
1200 Buildings	9,300.00	8,871.00	7,741.66		
1290 Miscellaneous repairs and alterations	2,200.00	2,000.00	2,406.72		
12 Total repairs and alterations	11,500.00	10,871.00	10,148.38		
13 Special and miscellaneous expenses	340.00	398.00	129.00		
22 Burial expenses	150.00	150.00	45.00		
<b>Equipment:</b>					
3010 Furniture, furnishings, and fixtures	2,500.00	3,000.00	2,466.24		
3020 Educational, scientific, and recreational equipment	500.00	500.00	353.41		
3050 Other equipment	1,500.00	700.00	1,104.73		
30 Total equipment	4,500.00	4,200.00	3,924.38		
Total	117,250.00	114,379.00	108,681.49		

## Estimates of appropriations required for the service of the fiscal year ending June 30, 1928—Continued

General object (title of appropriation), date of acts, references to Statutes at Large, or to Revised Statutes, and estimated amount required for each detailed object	Total amount to be appropriated under each head of appropriation		Amount appropriated for the fiscal year ending June 30, 1927
<p><i>Charles H. Burke School, Fort Wingate, N. Mex.—</i>  Charles H. Burke School, Fort Wingate, New Mexico: For <b>[four]</b> five hundred pupils, <b>[\$55,000]</b> \$112,500; for pay of superintendent, drayage, and general repairs and improvements, \$20,000 (<i>acts Mar. 3, 1925, vol. 43, p. 1157; May 10, 1926, vol. 44, p. 470</i>)</p>	\$132,500.00		
	Estimated expenditures, 1928 appropriation	Estimated expenditures, 1927 appropriation	Expended and obligated, 1926
Field service:			
Salaries and wages—	Average—	Average—	Average—
Salary range, \$3,000 to \$3,600; average, \$3,300—	No. Salary	No. Salary	No. Salary
Superintendent	1 \$3,300	1 \$3,300	1 \$3,300
Salary range, \$1,860 to \$2,400; average, \$2,100—			
Principal clerk	1 2,100	1 2,100	1 2,100
Principal	1 1,860		
Salary range, \$1,680 to \$2,040; average, \$1,860—			
Nurse	1 1,680	1 1,680	
Salary range, \$1,320 to \$1,680; average, \$1,500—			
Assistant clerk	1 1,500	1 1,500	1 1,500
Teacher	1 1,500	1 1,500	
Engineer	1 1,500	1 1,500	1 1,500
Salary range, \$1,140 to \$1,500; average, \$1,320—			
Disciplinarian	1 1,380	1 1,380	
Teachers	6 1,380	4 1,380	
General mechanic	1 1,380	1 1,380	1 1,380
Farmer	1 1,380	1 1,380	
Matron (head)	1 1,320	1 1,320	
Carpenter	1 1,320	1 1,320	1 1,320
Salary range, \$900 to \$1,140; average, \$1,020—			
Assistant disciplinarian	1 1,020		
Matron	1 1,020		
Seamstress	1 1,020	1 1,020	
Cook	1 1,020	1 1,020	
Salary range, \$780 to \$1,020; average, \$900—			
Laundress	1 900	1 900	
Salary range, \$600 to \$780; average, \$690—			
Assistants	5 660	3 660	1 660
Ungraded—			
Laborers	3 980	3 980	1 1,020
Total average number of employees	31	22	6
Total salaries and wages, field service	39,720.00	30,060.00	9,411.00
Deduct allowances for quarters, fuel, and light	4,680.00	3,450.00	920.00
Cash payment, salaries and wages	35,040.00	26,610.00	8,491.00
The difference between 1927 and 1928 is due to increase in force, \$8,430.			
Miscellaneous and temporary labor, \$4 to \$1 per day			423.15
01 Total personal services	35,040.00	26,610.00	8,914.15
Supplies and materials:			
0210 Medical and hospital supplies	500.00	100.00	68.87
0220 Scientific and educational supplies	2,500.00	1,500.00	2,462.81
0230 Fuel	6,000.00	2,000.00	496.84
0240 Wearing apparel and sewing supplies	16,000.00	6,000.00	12,745.01
0250 Forage and other supplies for animals	2,500.00	500.00	72.72
0260 Provisions	26,500.00	13,000.00	3,589.37
0290 Sundry supplies	3,800.00	1,500.00	1,735.25
02 Total supplies and materials	57,800.00	24,600.00	21,170.87
Communication service:			
0510 Telephone service	200.00	150.00	142.90
0520 Other communication service	50.00	50.00	2.00
05 Total communication service	250.00	200.00	144.90
06 Commercial transportation	300.00	300.00	80.03
07 Transportation of things (service)	3,000.00	2,200.00	3,274.64
12 Repairs and alterations	13,700.00	13,840.00	5,364.23
13 Special and miscellaneous expenses	1,410.00	115.00	12.00
Equipment:			
3000 Passenger-carrying vehicles	1,000.00		653.95
3010 Furniture, furnishings, and fixtures	8,000.00	1,500.00	6,065.55
3020 Educational, scientific, and recreational equipment	3,000.00	1,000.00	
3040 Livestock	1,000.00	1,000.00	710.62
3050 Other equipment	8,000.00	1,160.00	1,236.61
30 Total equipment	21,000.00	4,660.00	8,666.73
32 Other structures			83,162.45
Total	132,500.00	72,525.00	130,790.00



*Estimates of appropriations required for the service of the fiscal year ending June 30, 1928—Continued*

General object (title of appropriation), date of acts, references to Statutes at Large, or to Revised Statutes, and estimated amount required for each detailed object				Total amount to be appropriated under each head of appropriation	Amount appropriated for the fiscal year ending June 30, 1927
<i>Indian School, Cherokee, N. C.—</i>					
Cherokee, North Carolina: For three hundred and twenty-five pupils, [\$67,500] \$73,125; for pay of superintendent, drayage, and general repairs and improvements, \$7,000; [including construction of concrete reservoir, \$10,000] for new school building, \$30,000; for girls' dormitory, \$20,000; for enlarging dining room, \$6,000; for converting old school building into boys' dormitory, \$6,000 (acts June 29, 1888, vol. 25, p. 236, sec. 1; May 10, 1926, vol. 44, p. 470)-----				\$142, 125. 00	
	Estimated expenditures, 1928 appropriation	Estimated expenditures, 1927 appropriation	Expended and obligated, 1926		
Field service:					
Salaries and wages—					
Salary range, \$2,700 to \$3,300; average, \$3,000—					
Superintendent.....	No. 1 Salary \$3,000	No. 1 Salary \$3,000	No. 1 Salary \$3,000		
Salary range, \$2,100 to \$2,700; average, \$2,400—					
Physician.....	1 2,400	1 2,400	1 2,400		
Salary range, \$1,680 to \$2,040; average, \$1,860—					
Principal.....	1 1,860	1 1,860	1 1,860		
Salary range, \$1,500 to \$1,860; average, \$1,680—					
Clerk.....	1 1,740	1 1,740	1 1,680		
Nurse.....	1 1,680	1 1,680	1 1,680		
Salary range, \$1,320 to \$1,680; average, \$1,500—					
Engineer.....	1 1,500	1 1,500	1 1,500		
Salary range, \$1,140 to \$1,500; average, \$1,320—					
Teachers.....	8 1,380	8 1,380	7 1,380		
Teacher of home economics.....	1 1,380	1 1,380	1 1,380		
Mechanic.....	1 1,380	1 1,380	1 1,380		
Farmer.....	1 1,380	1 1,380	1 1,380		
Matron.....	1 1,320	1 1,320	1 1,320		
Carpenter.....	1 1,380	1 1,380	1 1,320		
Salary range, \$1,020 to \$1,260; average, \$1,140—					
Shoe and harness maker.....	1 1,140	1 1,140	1 1,140		
Salary range, \$900 to \$1,140; average, \$1,020—					
Matron.....	1 1,020	1 1,020	1 1,020		
Seamstress.....	1 1,020	1 1,020	1 1,020		
Baker.....	1 1,020	1 1,020	1 1,020		
Cook.....	1 1,020	1 1,020	1 1,020		
Disciplinarian.....	1 1,020	1 1,020	1 1,020		
Salary range, \$780 to \$1,020; average, \$900—					
Laundress.....	1 900	1 900	1 900		
Salary range, \$600 to \$780; average, \$690—					
Assistants.....	4 660	4 660	4 660		
Ungraded—					
Laborer.....	1 1,020	1 1,020	1 1,020		
Total average number of employees.....	31	31	31		
Total salaries, and wages field service.....	40,860.00	40,860.00	39,960.00		
Deduct allowances for quarters, fuel, and light.....	4,860.00	4,860.00	4,765.00		
Cash payment, salaries and wages.....	36,000.00	36,000.00	35,195.00		
Miscellaneous and temporary labor, \$4 to \$1 per day.....			69.97		
01 Total personal services.....	36,000.00	36,000.00	35,264.97		
Supplies and materials:					
0210 Medical and hospital supplies.....	800.00	400.00	456.13		
0220 Scientific and educational supplies.....	1,500.00	1,000.00	1,053.94		
0230 Fuel.....	2,000.00	1,800.00	1,760.61		
0240 Wearing apparel and sewing supplies.....	9,200.00	7,500.00	6,891.06		
0250 Forage and other supplies for animals.....	2,000.00	1,700.00	1,788.83		
0260 Provisions.....	11,000.00	9,200.00	8,980.53		
0280 Sundry supplies.....	3,000.00	1,500.00	1,266.75		
02 Total supplies and materials.....	29,500.00	23,100.00	22,175.85		
07 Transportation of things (service).....	200.00	200.00	20.00		
08 Photographing and blue prints.....			15.50		
Repairs and alterations:					
1200 Buildings.....	4,100.00	2,270.00	3,824.70		
1290 Miscellaneous repairs and alterations.....	2,000.00	1,500.00	2,026.08		
12 Total repairs and alterations.....	6,100.00	3,770.00	5,850.78		
13 Special and miscellaneous expenses.....	525.00	273.00	50.00		
22 Burial expenses.....	100.00	100.00	60.00		
Equipment:					
3010 Furniture, furnishings, and fixtures.....	4,500.00	4,000.00	3,001.05		
3020 Educational, scientific, and recreational equipment.....	1,200.00	500.00	310.59		
3040 Livestock.....			50.00		
3050 Other equipment.....	2,000.00	2,500.00	1,851.22		
10 Total equipment.....	7,700.00	7,000.00	5,212.86		
32 Other structures.....	62,000.00	4,500.00	1,032.40		
Total.....	142, 125. 00	74, 943. 00	69, 682. 36		

*Estimates of appropriations required for the service of the fiscal year ending June 30, 1928—Continued*

General object (title of appropriation), date of acts, references to Statutes at Large, or to Revised Statutes, and estimated amount required for each detailed object	Total amount to be appropriated under each head of appropriation		Amount appropriated for the fiscal year ending June 30, 1927
<i>Indian School, Bismarck, N. Dak.—</i> Bismarck, North Dakota: For one hundred and fifteen pupils, \$28,750; for pay of superintendent, drayage, and general repairs and improvements, \$7,000 ( <i>acts Mar. 3, 1901, vol. 31, p. 1078, sec. 1; Apr. 21, 1904, vol. 33, p. 226, sec. 27; May 10, 1926, vol. 44, p. 470</i> )	\$35,750. 00		
	Estimated expenditures, 1928 appropriation	Estimated expenditures, 1927 appropriation	Expended and obligated, 1926
Field service:			
Salaries and wages—	Average—	Average—	Average—
Salary range, \$2,100 to \$2,700; average, \$2,400—	No. Salary	No. Salary	No. Salary
Superintendent.....	1 \$2,400	1 \$2,400	1 \$2,400
Salary range, \$1,320 to \$1,680; average, \$1,500—			
Financial clerk.....	1 1,620	1 1,620	1 1,620
Engineer.....	1 1,500	1 1,500	1 1,500
Salary range, \$1,140 to \$1,500; average, \$1,320—			
Teachers.....	3 1,380	3 1,380	3 1,380
Teacher of home economics.....	1 1,380	1 1,380	1 1,380
Salary range, \$900 to \$1,140; average, \$1,020—			
Matron.....	1 1,080	1 1,080	1 1,080
Seamstress.....	1 1,020	1 1,020	1 1,020
Salary range, \$780 to \$1,020; average, \$900—			
Assistant matron.....	1 900	1 900	1 900
Cook.....	1 900	1 900	1 900
Laundress.....	1 900	1 900	1 900
Ungraded—			
Laborers.....	2 1,080	2 1,080	2 1,080
Physician (contract).....	1 600	1 600	1 600
Total average number of employees.....	15	15	15
Total salary and wages, field service.....	18,600. 00	18,600. 00	18,600. 00
Deduct allowances for quarters, fuel, and light.....	2,220. 00	2,220. 00	2,220. 00
Cash payment, salaries and wages.....	16,380. 00	16,380. 00	16,380. 00
Miscellaneous and temporary labor, \$4 to \$1 per day.....			733. 21
01 Total personal services.....	16,380. 00	16,380. 00	17,113. 21
Supplies and materials:			
0210 Medical and hospital supplies.....	400. 00	400. 00	109. 66
0220 Scientific and educational supplies.....	250. 00	200. 00	135. 82
0230 Fuel.....	1,400. 00	1,400. 00	1,286. 55
0240 Wearing apparel and sewing supplies.....	2,400. 00	2,200. 00	1,902. 41
0250 Forage and other supplies for animals.....	900. 00	900. 00	704. 29
0260 Provisions.....	4,000. 00	3,800. 00	3,329. 59
0280 Sundry supplies.....	800. 00	650. 00	717. 24
02 Total supplies and materials.....	10,150. 00	9,550. 00	8,185. 56
Communication service:			
0510 Telephone service.....	125. 00	125. 00	116. 63
0520 Other communication service.....	25. 00	25. 00	8. 00
05 Total communication service.....	150. 00	150. 00	124. 63
06 Commercial transportation.....			10. 17
07 Transportation of things (service).....	325. 00	300. 00	395. 89
10 Furnishing of heat, light, power, water, and electricity (service).....	1,450. 00	1,450. 00	1,461. 24
11 Other rents.....	240. 00	240. 00	241. 00
Repairs and alterations:			
1200 Buildings.....	4,575. 00	4,369. 00	3,783. 68
1290 Miscellaneous repairs and alterations.....	525. 00	500. 00	630. 89
12 Total repairs and alterations.....	5,100. 00	4,869. 00	4,414. 57
13 Special and miscellaneous expenses.....	155. 00	194. 00	22. 80
Equipment:			
3000 Passenger-carrying vehicles.....			610. 00
3010 Furniture, furnishings, and fixtures.....	1,000. 00	900. 00	924. 16
3020 Educational, scientific, and recreational equipment.....	150. 00	200. 00	82. 62
3040 Livestock.....	150. 00	100. 00	25. 00
3050 Other equipment.....	500. 00	500. 00	363. 01
30 Total equipment.....	1,800. 00	1,700. 00	2,004. 79
Total.....	35,750. 00	34,833. 00	33,973. 86

*Estimates of appropriations required for the service of the fiscal year ending June 30, 1928—Continued*

General object (title of appropriation), date of acts, references to Statutes at Large, or to Revised Statutes, and estimated amount required for each detailed object

Total amount to be appropriated under each head of appropriation

Amount appropriated for the fiscal year ending June 30, 1927

*Indian School, Fort Totten, N. Dak.—*

**Fort Totten Indian School,** Fort Totten, North Dakota: For three hundred and twenty-five pupils, \$73,125; for pay of superintendent, drayage, and general repairs and improvements, **[\$12,000] \$15,000** (acts Aug. 19, 1890, vol. 26, p. 353, sec. 1; Mar. 3, 1891, vol. 26, p. 1013, sec. 1; May 10, 1926, vol. 44, p. 470)

\$88, 125. 00

	Estimated expenditures, 1928 appropriation	Estimated expenditures, 1927 appropriation	Expended and obligated, 1926
<b>Field service:</b>			
Salaries and wages—			
Salary range, \$2,400 to \$3,000; average, \$2,700—			
Superintendent	No. 1 Salary \$2,700	No. 1 Salary \$2,700	No. 1 Salary \$2,700
Salary range, \$1,860 to \$2,400; average, \$2,100—			
Physician	1 2,100	1 2,100	1 2,100
Principal	1 2,100	1 2,100	1 2,100
Salary range, \$1,500 to \$1,860; average, \$1,680—			
Nurse	1 1,680	1 1,680	1 1,680
Salary range, \$1,320 to \$1,680; average, \$1,500—			
Assistant clerk	1 1,500	1 1,500	1 1,500
Engineer	1 1,500	1 1,500	1 1,500
Salary range, \$1,140 to \$1,500; average, \$1,320—			
Disciplinarian	1 1,380	1 1,380	1 1,380
Teachers	8 1,380	8 1,380	7 1,380
Teacher of home economics	1 1,380	1 1,380	1 1,380
Farmer	1 1,380	1 1,380	1 1,380
Dairyman	1 1,380	1 1,380	1 1,380
Junior clerk	1 1,320	1 1,320	1 1,320
Matron (head)	1 1,320	1 1,320	1 1,320
Band leader	1 1,320	1 1,320	1 1,320
Carpenter	1 1,320	1 1,320	1 1,320
Assistant engineer	1 1,320	1 1,320	1 1,320
Salary range, \$900 to \$1,140; average, \$1,020—			
Assistant teacher	1 1,020	1 1,020	1 1,020
Matrons	2 1,020	2 1,020	1 1,020
Cook	1 1,020	1 1,020	1 1,020
Seamstresses	2 1,020	2 1,020	2 1,020
Baker	1 1,020	1 1,020	1 1,020
Salary range, \$780 to \$1,020; average, \$900—			
Assistant matrons	2 900	2 900	1 900
Laundresses	2 900	2 900	2 900
Cook	1 900	1 900	1 900
Salary range, \$600 to \$780; average, \$690—			
Assistants	2 690	2 690	1 690
Ungraded—			
Laborers	5 985	5 985	4 985
Total average number of employees	42	42	40 7/8
Total salaries and wages, field service	52,320.00	52,320.00	50,313.00
Deduct allowances for quarters, fuel, and light	6,510.00	6,510.00	6,290.00
Cash payment, salaries and wages	45,810.00	45,810.00	44,023.00
Miscellaneous and temporary labor, \$4 to \$1 per day			1,504.54
<b>01 Total personal services</b>	<b>45,810.00</b>	<b>45,810.00</b>	<b>45,527.54</b>
Supplies and materials:			
0210 Medical and hospital supplies	400.00	400.00	220.32
0220 Scientific and educational supplies	600.00	500.00	708.50
0230 Fuel	6,000.00	6,000.00	4,567.23
0240 Wearing apparel and sewing supplies	6,500.00	6,000.00	4,022.24
0250 Forage and other supplies for animals	400.00	400.00	406.36
0260 Provisions	10,800.00	10,500.00	9,560.72
0290 Sundry supplies	1,200.00	1,300.00	1,681.09
<b>02 Total supplies and materials</b>	<b>25,900.00</b>	<b>25,100.00</b>	<b>21,166.46</b>
Communication service:			
0500 Telegraph service	25.00	25.00	8.90
0510 Telephone service	75.00	75.00	72.10
<b>05 Total communication service</b>	<b>100.00</b>	<b>100.00</b>	<b>81.00</b>
06 Commercial transportation	50.00	50.00	11.32
07 Transportation of things (service)	5,090.00	4,800.00	5,076.39
11 Other rents	300.00	300.00	245.10
Repairs and alterations:			
1200 Buildings	7,600.00	4,404.00	3,551.52
1290 Miscellaneous repairs and alterations	1,500.00	1,500.00	1,455.39
<b>12 Total repairs and alterations</b>	<b>9,100.00</b>	<b>5,904.00</b>	<b>5,006.91</b>
<b>13 Special and miscellaneous expenses</b>	<b>365.00</b>	<b>162.00</b>	<b>589.57</b>
Equipment			
3010 Furniture, furnishings, and fixtures	800.00	500.00	2,810.63
3020 Educational, scientific, and recreational equipment	300.00	150.00	175.55
3040 Livestock	400.00	200.00	592.50
3050 Other equipment	400.00	250.00	2,184.81
<b>30 Total equipment</b>	<b>1,500.00</b>	<b>1,100.00</b>	<b>5,763.49</b>
<b>Total</b>	<b>88,125.00</b>	<b>83,316.00</b>	<b>83,469.78</b>

## Estimates of appropriations required for the service of the fiscal year ending June 30, 1928—Continued

General object (title of appropriation), date of acts, references to Statutes at Large, or to Revised Statutes, and estimated amount required for each detailed object			Total amount to be appropriated under each head of appropriation		Amount appropriated for the fiscal year ending June 30, 1927	
Indian School, Wahpeton, N. Dak.— Wahpeton, North Dakota: For two hundred and [twenty] twenty-five pupils, [\$49,500] \$50,625; for pay of superintendent, drayage, and general repairs and improvements, [\$8,700] \$10,000 (acts Aug. 21, 1904, vol. 33, p. 215, sec. 1; May 10, 1926, vol. 44, p. 470)			\$60, 625. 00			
	Estimated expenditures, 1928 appropriation	Estimated expenditures, 1927 appropriation	Expended and obligated, 1926			
Field service:						
Salaries and wages—						
Salary range, \$2,100 to \$2,700; average, \$2,400—	Average—	Average—	Average—			
Superintendent	No. 1 Salary \$2, 400	No. 1 Salary \$2, 400	No. 1	Salary \$2, 400		
Salary range, \$1,500 to \$1,860; average, \$1,680—						
Clerk	1 1, 740	1 1, 740	1	1, 680		
Principal	1 1, 740	1 1, 740	1	1, 680		
Nurse	1 1, 680	1 1, 680	1	1, 680		
Salary range, \$1,320 to \$1,680; average, \$1,500—						
Teacher of home economics (junior high)	1 1, 620	1 1, 620				
General mechanic	1 1, 620	1 1, 620	1	1, 560		
Engineer	1 1, 500	1 1, 500	1	1, 500		
Salary range, \$1,140 to \$1,500; average, \$1,320—						
Disciplinarian	1 1, 380	1 1, 380	1	1, 380		
Teachers	5 1, 380	5 1, 380	4½	1, 380		
Teacher of home economics			1	1, 380		
Farmer	1 1, 380	1 1, 380	1	1, 380		
Dairyman	1 1, 440	1 1, 440	1	1, 380		
Salary range, \$900 to \$1,140; average, \$1,020—						
Matrons	2 1, 050	2 1, 050	1½	1, 080		
Cook	1 1, 020	1 1, 020	1	1, 020		
Seamstress	1 1, 020	1 1, 020	1	1, 020		
Salary range, \$780 to \$1,020; average, \$900—						
Assistant matron	1 900	1 900	1	900		
Laundress	1 960	1 960	1	900		
Assistant cook			1	780		
Salary range, \$600 to \$780; average, \$690—						
Assistant	1 660	1 660	1	660		
Ungraded—						
Laborer	1 780	1 780				
Physician	1 540	1 540	1	540		
Total average number of employees	24	24	22½			
Total salaries and wages, field service	31, 380. 00	31, 380. 00	29, 890. 00			
Deduct allowances for quarters, fuel, and light	3, 660. 00	3, 660. 00	3, 465. 00			
Cash payment, salaries and wages	27, 720. 00	27, 720. 00	26, 425. 00			
Miscellaneous and temporary labor, \$4 to \$1 per day			123. 98			
01 Total personal services	27, 720. 00	27, 720. 00	26, 548. 98			
Supplies and materials:						
0210 Medical and hospital supplies	350. 00	300. 00	280. 83			
0220 Scientific and educational supplies	800. 00	300. 00	599. 25			
0230 Fuel	4, 300. 00	4, 500. 00	3, 536. 65			
0240 Wearing apparel and sewing supplies	5, 000. 00	4, 200. 00	4, 427. 32			
0250 Forage and other supplies for animals	300. 00	150. 00	337. 22			
0260 Provisions	8, 500. 00	8, 000. 00	7, 367. 35			
0280 Sundry supplies	1, 000. 00	1, 500. 00	2, 274. 97			
02 Total supplies and materials	20, 250. 00	18, 950. 00	18, 823. 50			
Communication service:						
0500 Telegraph service	15. 00	10. 00	16. 23			
0510 Telephone service	90. 00	90. 00	93. 65			
05 Total communication service	105. 00	100. 00	109. 88			
06 Commercial transportation			16. 21			
07 Transportation of things (service)	800. 00	700. 00	782. 79			
10 Furnishing of heat, light, power, water, and electricity (service)	2, 500. 00	2, 500. 00	2, 491. 82			
11 Other rents	150. 00	150. 00	159. 19			
Repairs and alterations:						
1200 Buildings	7, 100. 00	5, 613. 00	6, 215. 12			
1290 Miscellaneous repairs and alterations	500. 00	600. 00	703. 54			
12 Total repairs and alterations	7, 600. 00	6, 213. 00	6, 918. 66			
13 Special and miscellaneous expenses		180. 00	153. 83			
22 Burial expenses			127. 50			
Equipment:						
3010 Furniture, furnishings, and fixtures	800. 00	700. 00	650. 95			
3020 Educational, scientific, and recreational equipment	500. 00	200. 00	208. 44			
3040 Livestock			75. 50			
3050 Other equipment	200. 00	500. 00	763. 90			
30 Total equipment	1, 500. 00	1, 400. 00	1, 698. 79			
Total	60, 625. 00	57, 913. 00	57, 831. 24			

## Estimates of appropriations required for the service of the fiscal year ending June 30, 1928—Continued

General object (title of appropriation), date of acts, references to Statutes at Large, or to Revised Statutes, and estimated amount required for each detailed object				Total amount to be appropriated under each head of appropriation	Amount appropriated for the fiscal year ending June 30, 1927
<i>Indian School, Chilocco, Okla.—</i>					
Chilocco, Oklahoma: For [eight] seven hundred and fifty pupils, including not to exceed \$2,000 for printing and issuing school paper, [\$160,000] \$150,000; for pay of superintendent, drayage, and general repairs and improvements, \$15,000 (acts Mar. 1, 1883, vol. 22, p. 448, sec. 1; May 15, 1886, vol. 24, p. 45, sec. 1; May 10, 1926, vol. 44, p. 470)-----				\$165, 000. 00	
	Estimated expenditures, 1928 appropriation	Estimated expenditures, 1927 appropriation	Expended and obligated, 1926		
Field service:					
Salaries and wages—					
Salary range, \$3,300 to \$3,900; average, \$3,600—					
Superintendent.....	No. 1 Salary \$3, 600	No. 1 Salary \$3, 600	No. 1 Salary \$3, 600		
Salary range, \$2,100 to \$2,700; average, \$2,400—					
Physician.....	1 2, 400	1 2, 400	1 2, 400		
Salary range, \$1,860 to \$2,400; average, \$2,100—					
Principal clerk.....	1 2, 200	1 2, 200	1 2, 100		
Director of agriculture.....	1 2, 100	1 2, 100	1 2, 100		
Principal.....	1 2, 100	1 2, 100	1 2, 020		
Salary range, \$1,680 to \$2,040; average, \$1,860—					
Physical director.....	1 1, 860	1 1, 860	1 1, 860		
Principal of home economics.....	1 1, 860	1 1, 860	1 1, 860		
Engineer.....	1 1, 860	1 1, 860	1 1, 860		
Teacher of agriculture.....	1 1, 740	1 1, 740	1 1, 740		
Salary range, \$1,500 to \$1,860; average, \$1,680—					
Teacher (senior high).....	1 1, 740	1 1, 740			
Disciplinarian.....	1 1, 680	1 1, 680	1 1, 680		
Nurse.....	1 1, 680	1 1, 680	1 1, 680		
Printer.....	1 1, 680	1 1, 680	1 1, 680		
General mechanic.....	1 1, 680	1 1, 680	1 1, 680		
Salary range, \$1,300 to \$1,680; average, \$1,500—					
Teachers (junior high).....	7 1, 620	7 1, 620	7 1, 543		
Teacher of home economics.....	1 1, 620	1 1, 620	1 1, 620		
Mason.....	1 1, 620	1 1, 620	1 1, 620		
Music teacher.....	1 1, 620	1 1, 620	1 1, 560		
Assistant clerks.....	2 1, 500	2 1, 500	2 1, 500		
Librarian.....	1 1, 500	1 1, 500	1 1, 500		
Matron (head).....	1 1, 560	1 1, 560	1 1, 500		
Salary range, \$1,140 to \$1,500; average, \$1,320—					
Assistant disciplinarian.....	1 1, 440	1 1, 440	1 1, 440		
Nurseryman.....	1 1, 440	1 1, 440	1 1, 440		
Stockman.....	1 1, 440	1 1, 440	1 1, 440		
Junior clerks.....	3 1, 400	3 1, 400	3 1, 380		
Teachers.....	5 1, 380	5 1, 380	5 1, 380		
Teachers of home economics.....	2 1, 380	2 1, 380	2 1, 380		
Assistant teacher of agriculture.....	1 1, 380	1 1, 380	1 1, 380		
Farmer.....	1 1, 380	1 1, 380	1 1, 380		
Poultryman.....	1 1, 380	1 1, 380	1 1, 380		
Assistant engineer.....	1 1, 320	1 1, 320	1 1, 320		
Orchestra leader.....	1 1, 320	1 1, 320	1 1, 320		
Carpenters.....	2 1, 320	2 1, 320	1 1, 320		
Shoe and harness maker.....	1 1, 200	1 1, 200	1 1, 200		
Salary range, \$900 to \$1,140; average, \$1,020—					
Scumstress.....	1 1, 080	1 1, 080	1 1, 080		
Matrons.....	5 1, 044	5 1, 044	4 1, 044		
Cook.....	1 1, 080	1 1, 080	1 1, 020		
Baker.....	1 1, 020	1 1, 020	1 1, 020		
Salary range, \$780 to \$1,020; average, \$900—					
Laundress.....	1 1, 020	1 1, 020	1 960		
Laborers—Ungraded.....	5 1, 008	5 1, 008	5 1, 008		
Total average number of employees.....	63	63	58 1/2		
Total salaries and wages, field service.....	91, 960. 00	91, 960. 00	85, 935. 00		
Deduct allowances for quarters, fuel, and light.....	10, 720. 00	10, 720. 00	10, 055. 00		
Cash payment, salaries and wages.....	81, 240. 00	81, 240. 00	75, 880. 00		
Miscellaneous and temporary labor, \$4 to \$1 per day.....			1, 197. 06		
01 Total personal services.....	81, 240. 00	81, 240. 00	77, 077. 06		
Supplies and materials:					
0210 Medical and hospital supplies.....	800. 00	800. 00	672. 77		
0220 Scientific and educational supplies.....	500. 00	900. 00	807. 35		
0230 Fuel.....	1, 500. 00	1, 500. 00	972. 41		
0240 Wearing apparel and sewing supplies.....	12, 300. 00	13, 500. 00	14, 200. 20		
0250 Forage and other supplies for animals.....	500. 00	500. 00	2, 071. 25		
0260 Provisions.....	25, 000. 00	27, 000. 00	24, 546. 71		
0280 Sundry supplies.....	2, 500. 00	3, 000. 00	5, 516. 00		
02 Total supplies and materials.....	43, 100. 00	47, 200. 00	46, 086. 69		
Communication service:					
0500 Telegraph service.....	50. 00	50. 00			
0510 Telephone service.....	100. 00	100. 00			
0520 Other communication service.....	25. 00	25. 00	14. 46		
05 Total communication service.....	175. 00	175. 00	14. 46		
07 Transportation of things (service).....	100. 00	100. 00	99. 50		
08 Photographing and blueprints.....			16. 62		
10 Furnishing of heat, light, power, water, and electricity (service).....	19, 000. 00	19, 000. 00	20, 075. 19		
Repairs and alterations:					
1200 Buildings.....	11, 600. 00	11, 100. 00	13, 710. 12		
1290 Miscellaneous repairs and alterations.....	4, 000. 00	4, 000. 00	4, 114. 24		
12 Total repairs and alterations.....	15, 600. 00	15, 100. 00	17, 824. 36		
13 Special and miscellaneous expenses.....	285. 00	205. 00	97. 47		
Equipment:					
3000 Passenger-carrying vehicles.....			1, 141. 00		
3010 Furniture, furnishings, and fixtures.....	3, 000. 00	3, 200. 00	4, 727. 32		
3020 Educational, scientific, and recreational equipment.....	500. 00	500. 00	165. 61		
3050 Other equipment.....	2, 000. 00	2, 500. 00	1, 389. 22		
30 Total equipment.....	5, 500. 00	6, 200. 00	7, 422. 15		
Total.....	165, 000. 00	169, 220. 00	168, 714. 60		

## Estimates of appropriations required for the service of the fiscal year ending June 30, 1928—Continued

General object (title of appropriation), date of acts, references to Statutes at Large, or to Revised Statutes, and estimated amount required for each detailed object	Total amount to be appropriated under each head of appropriation		Amount appropriated for the fiscal year ending June 30, 1927
<i>Sequoyah Orphan Training School, Five Civilized Tribes, Okla.—</i> Sequoyah Orphan Training School, near Tahlequah, Oklahoma: For [three] two hundred and seventy-five orphan Indian children of the State of Oklahoma belonging to the restricted class, to be conducted as an industrial school under the direction of the Secretary of the Interior, [\$67,500] \$61,875; for pay of superintendent, drayage, and general repairs and improvements, [\$9,000] \$10,000: [Provided, That funds remaining to the credit of the Cherokee Tribe or Nation, on June 30, 1926, not to exceed \$3,000, may be used in purchasing additional lands adjacent to and for the Sequoyah Orphan Training School near Tahlequah, Oklahoma, and, in addition to other available funds, for the repairing, remodeling, converting, and equipping of the building formerly used for a primary schoolroom into a dormitory, for the benefit of said school;] (acts June 30, 1913, vol. 38, p. 95, sec. 18; May 10, 1926, vol. 44, p. 470) ---			
	\$71, 875. 00		
	Estimated expenditures, 1928 appropriation	Estimated expenditures, 1927 appropriation	Expended and obligated, 1926
Field Service:			
Salaries and wages—	Average—	Average—	Average—
Salary range, \$2,100 to \$2,700; average, \$2,400—	No. Salary	No. Salary	No. Salary
Superintendent.....	1 2,400	1 2,400	1 2,400
Salary range, \$1,500 to \$1,680; average, \$1,680—			
Nurse.....	1 1,680	1 1,680	1 1,680
Principal.....	1 1,680	1 1,680	1 1,680
Salary range, \$1,320 to \$1,680; average, \$1,500—			
Assistant clerks.....	2 1,530	2 1,530	2 1,530
Music teacher.....	1 1,500	1 1,500	1 1,500
Engineer.....	1 1,500	1 1,500	1 1,500
Salary range, \$1,140 to \$1,500; average, \$1,320—			
Teachers.....	6 1,380	6 1,380	5 1,380
Farmer.....	1 1,380	1 1,380	1 1,380
Manual-training teacher.....	1 1,380	1 1,380	1 1,380
Music teacher.....			1 1,380
Teacher of home economics.....	1 1,380	1 1,380	1 1,380
Salary range, \$900 to \$1,140; average, \$1,020—			
Matron (head).....	1 1,080	1 1,080	1 1,080
Matron.....	1 1,020	1 1,020	1 1,020
Assistant disciplinarian.....	1 1,020	1 1,020	1 1,020
Seamstress.....	1 1,020	1 1,020	1 1,020
Cook.....	1 1,020	1 1,020	1 1,020
Baker.....	1 1,020	1 1,020	1 1,020
Salary range, \$780 to \$1,020; average, \$900—			
Assistant matron.....	1 900	1 900	1 900
Laundress.....	1 900	1 900	1 900
Salary range, \$600 to \$780; average, \$690—			
Assistant.....	1 660	1 660	1 660
Ungraded—			
Physician.....	1 1,000	1 1,000	1 1,000
Laborers.....	2 1,020	2 1,020	1 1,020
Total average number of employees.....	28	28	25 1/2
Total salaries and wages, field service.....	35,920.00	35,920.00	33,020.00
Deduct allowances for quarters, fuel, and light.....	4,260.00	4,260.00	4,035.00
Cash payment, salaries and wages.....	31,660.00	31,660.00	28,985.00
Deduct expenditures for personal service in objects named below.....	1,600.00	1,600.00	1,570.63
01 Total personal services.....	30,060.00	30,060.00	27,414.37
Supplies and materials:			
0210 Medical and hospital supplies.....	350.00	300.00	395.20
0220 Scientific and educational supplies.....	500.00	500.00	487.86
0230 Fuel.....	4,200.00	4,200.00	3,779.02
0240 Wearing apparel and sewing supplies.....	6,000.00	5,500.00	5,095.50
0250 Forage and other supplies for animals.....	3,000.00	3,000.00	3,014.64
0260 Provisions.....	12,500.00	13,500.00	9,686.72
0280 Sundry supplies.....	2,500.00	3,000.00	2,022.13
02 Total supplies and materials.....	29,050.00	31,000.00	24,481.07
Communication service:			
0500 Telegraph service.....	10.00	10.00	3.00
0510 Telephone service.....	90.00	90.00	96.20
05 Total communication service.....	100.00	100.00	99.20
06 Commercial transportation.....	50.00	50.00	42.01
07 Transportation of things (service).....	800.00	800.00	784.83
11 Other rents.....	300.00	300.00	321.00
Repairs and alterations:			
1200 Buildings.....	7,100.00	5,803.00	5,901.02
1290 Miscellaneous repairs and alterations.....	2,000.00	2,100.00	2,218.01
12 Total repairs and alterations.....	9,100.00	7,903.00	8,119.03
13 Special and miscellaneous expenses.....	215.00	263.00	12.00
Equipment:			
3010 Furniture, furnishings, and fixtures.....	1,000.00	1,400.00	838.35
3020 Educational, scientific, and recreational equipment.....	500.00	600.00	213.16
3050 Other equipment.....	700.00	1,500.00	330.46
30 Total equipment.....	2,200.00	3,500.00	1,381.97
32 Other structures.....			20,000.00
Total.....	71,875.00	73,978.00	62,655.48

*Estimates of appropriations required for the service of the fiscal year ending June 30, 1928—Continued*

General object (title of appropriation), date of acts, references to Statutes at Large, or to Revised Statutes, and estimated amount required for each detailed object				Total amount to be appropriated under each head of appropriation	Amount appropriated for the fiscal year ending June 30, 1927
<i>Indian School, Euclaw, Okla.—</i> <i>Euclaw, Oklahoma: For one hundred and fifteen pupils, \$28,750; for pay of superintendent, drayage, and general repairs and improvements, \$7,000 (submitted).</i>				\$35,750.00	
	Estimated expenditures, 1928 appropriation	Estimated expenditures, 1927 appropriation	Expended and obligated, 1926		
Field service:					
Salaries and wages—					
Salary range, \$1,860 to \$2,400; average, \$2,100—					
Superintendent	No. 1 Salary \$2,100				
Salary range, \$1,600 to \$1,860; average, \$1,680—					
Principal teacher	1 1/2 1,680				
Nurse	1 1/2 1,680				
Salary range, \$1,320 to \$1,680; average, \$1,500—					
Assistant clerk	1 1,500				
Salary range, \$1,140 to \$1,500; average, \$1,320—					
Teachers	1 1/2 1,380				
Manual-training teacher	1 1,380				
Teacher of agriculture	1 1,380				
Salary range, \$900 to \$1,140; average, \$1,020—					
Matron (head)	1 1,080				
Matron	1 1,020				
Cook	1 1,020				
Salary range, \$780 to \$1,020; average, \$900—					
Laundress	3 900				
Seamstress	3 900				
Ungraded Physician	1 660				
Total average number of employees	12 1/2				
Total salaries and wages, field service		16,030			
Deduct allowances for quarters, fuel, and light		1,920			
01 Total personal services, cash payment		14,110			
The difference between 1927 and 1928 is due to transfer of salaries from tribal fund authorization.					
Supplies and materials:					
0210 Medical and hospital supplies		300			
0220 Scientific and educational supplies		300			
0230 Fuel		150			
0240 Wearing apparel and sewing supplies		200			
0250 Forage and other supplies for animals		1,000			
0260 Provisions		8,000			
0280 Sundry supplies		1,500			
02 Total supplies and materials		11,450			
Communication service:					
0510 Telephone service		100			
0520 Other communication service		10			
05 Total communication service		110			
07 Transportation of things (service)		300			
10 Furnishing of heat, light, power, water, and electricity (service)		2,500			
12 Repairs and alterations		4,600			
13 Special and miscellaneous expenses		680			
Equipment:					
3010 Furniture, furnishings, and fixtures		1,000			
3050 Other equipment		1,000			
30 Total equipment		2,000			
Total		35,750			

NOTE.—School supported in 1927 and prior years from tribal funds; funds now exhausted.

## Estimates of appropriations required for the service of the fiscal year ending June 30, 1928—Continued

General object (title of appropriation), date of acts, references to Statutes at Large, or to Revised Statutes, and estimated amount required for each detailed object				Total amount to be appropriated under each head of appropriation	Amount appropriated for the fiscal year ending June 30, 1927
<b>Indian School, Eufaula, Okla.—</b> <b>Eufaula, Oklahoma: For one hundred and twenty-five pupils, \$31,250; for pay of superintendent, drayage, and general repairs and improvements, \$7,000 (submitted)</b>				\$38, 250. 00	
	Estimated expenditures, 1928 appropriation	Estimated expenditures, 1927 appropriation	Expended and obligated, 1926		
Field service:					
Salaries and wages—	Average—	Average—	Average—		
Salary range, \$1,860 to \$2,400; average, \$2,100—	No. Salary	No. Salary	No. Salary		
Superintendent	1 \$2, 100				
Salary range, \$1,500 to \$1,860; average, \$1,680—					
Principal teacher	1 1, 680				
Salary range, \$1,320 to \$1,680; average, \$1,500—					
Assistant clerk	1 1, 500				
Salary range, \$1,140 to \$1,500; average, \$1,320—					
Teachers	2 1/2 1, 380				
Music teacher	1 1, 380				
Teacher of home economics	1 1, 380				
Practical nurse	1 1, 380				
Salary range, \$900 to \$1,140; average, \$1,020—					
Matron (head)	1 1, 080				
Cook	1 1, 020				
Salary range, \$780 to \$1,020; average, \$900—					
Assistant matron	1 960				
Seamstress	1 1, 020				
Ungraded—					
Laborers	2 1, 110				
Physician	1/2 480				
Total average number of employees	13 1/2				
Total salaries and wages, field service	17, 690. 00				
Deduct allowances for quarters, fuel, and light	2, 130. 00				
01 Total personal services	15, 560. 00				
The difference between 1927 and 1928 is due to transfer of salaries from tribal fund authorization.					
Supplies and materials:					
0210 Medical and hospital supplies	100. 00				
0220 Scientific and educational supplies	500. 00				
0230 Fuel	150. 00				
0240 Wearing apparel and sewing supplies	2, 500. 00				
0250 Forage and other supplies for animals	1, 000. 00				
0260 Provisions	6, 000. 00				
0280 Sundry supplies	1, 500. 00				
02 Total supplies and materials	11, 750. 00				
05 Telephone service	75. 00				
07 Transportation of things (service)	400. 00				
10 Furnishing of heat, light, power, water, and electricity (service)	2, 000. 00				
12 Repairs and alterations	5, 500. 00				
13 Special and miscellaneous expenses	2, 465. 00				
Equipment:					
3010 Furniture, furnishings, and fixtures	400. 00				
3060 Other equipment	100. 00				
30 Total equipment	500. 00				
Total	38, 250. 00				

NOTE.—School supported in 1927 and prior years from tribal funds; funds now exhausted.

**Indian School, Salem, Oreg.—**

Chemawa, Salem, Oregon: For nine hundred [Indian] pupils, including native Indian pupils brought from Alaska, including not to exceed \$1,000 for printing and issuing school paper, \$202,500; for pay of superintendent, drayage, and general repairs and improvements, \$30,000, including \$9,500 for completion of repairs to water system, \$30,000; for new dining hall and kitchen, \$70,000; for industrial equipment, \$10,000; Provided, That except upon the individual order of the Secretary of the Interior, no part of this appropriation shall be used for the support or education at said school of any native pupil brought from Alaska after January 1, 1925 (acts Mar. 3, 1885, vol. 23, p. 381, sec. 1; May 15, 1886, vol. 24, p. 45, sec. 1; May 10, 1926, vol. 44, p. 470)

232, 500. 00

	Estimated expenditures, 1928 appropriation	Estimated expenditures, 1927 appropriation	Expended and obligated, 1926
Field service:			
Salaries and wages—	Average—	Average—	Average—
Salary range, \$3,300 to \$3,900; average, \$3,600—	No. Salary	No. Salary	No. Salary
Superintendent	1 \$3, 600	1 \$3, 600	1 \$3, 600
Salary range, \$1,860 to \$2,400; average, \$2,100—			
Principal	1 2, 100	1 2, 100	1 2, 100
Salary range, \$1,680 to \$2,040; average, \$1,860—			
Senior clerk	1 1, 860	1 1, 860	1 1, 860
Superintendent of industries	1 1, 860	1 1, 860	1 1, 860
General mechanic	1 1, 860	1 1, 860	1 1, 860
Engineer	1 1, 860	1 1, 860	1 1, 860



*Estimates of appropriations required for the service of the fiscal year ending June 30, 1928—Continued*

General object (title of appropriation), date of acts, references to Statutes at Large, or to Revised Statutes, and estimated amount required for each detailed object					Total amount to be appropriated under each head of appropriation	Amount appropriated for the fiscal year ending June 30, 1926
<i>Indian School, Salem, Oreg.—Continued.</i>						
	Estimated expenditures, 1928 appropriation	Estimated expenditures, 1927 appropriation	Expended and obligated, 1926			
Field service—Continued.						
Salaries and wages—Continued.						
Salary range, \$1,500 to \$1,860; average, \$1,680—						
Teachers (senior high).....	No. 3	Average—\$1,740	No. 3	Average—\$1,740	No. 2½	Average—\$1,740
Clerk.....	1	1,680	1	1,680	1	1,680
Teacher of home economics (junior high).....	1	1,740	1	1,740	1	1,680
Nurses.....	2	1,680	2	1,680	2	1,680
Teachers (junior high).....	5	1,620	5	1,620	4½	1,620
Carpenter.....	1	1,620	1	1,620	1	1,620
Gardener.....	1	1,620	1	1,620	1	1,620
Plumber.....	1	1,620	1	1,620	1	1,620
Printer.....	1	1,620	1	1,620	1	1,620
Salary range, \$1,320 to \$1,680; average, \$1,500—						
Assistant clerk.....	1	1,500	1	1,500	1	1,500
Financial clerk.....	1	1,500	1	1,500	1	1,500
Disciplinarian.....	1	1,500	1	1,500	1	1,500
Matron.....	1	1,500	1	1,500	1	1,500
Music teacher.....	1	1,500	1	1,500	1	1,500
Salary range, \$1,140 to \$1,500; average, \$1,320—						
Teachers.....	7	1,380	7	1,380	6½	1,380
Teachers of home economics.....	2	1,380	2	1,380	1½	1,380
Dairyman.....	1	1,380	1	1,380	1	1,380
Poultryman.....	1	1,380	1	1,380	1	1,380
Farmer.....	1	1,380	1	1,380	1	1,380
Band leader.....	1	1,320	1	1,320	½	1,320
Carpenter.....	1	1,320	1	1,320	1	1,320
Assistant engineer.....	1	1,320	1	1,320	1	1,320
Painter.....	1	1,320	1	1,320	1	1,320
Salary range, \$1,020 to \$1,260; average, \$1,140—						
Baker.....	1	1,200	1	1,200	1	1,200
Tailor.....	1	1,200	1	1,200	1	1,200
Shoe and harness maker.....	1	1,200	1	1,200	½	1,200
Blacksmith.....	1	1,140	1	1,140	1	1,140
Salary range, \$900 to \$1,140; average, \$1,020—						
Assistant disciplinarian.....	1	1,080	1	1,080	1	1,080
Matrons.....	6	1,020	6	1,020	5½	1,020
Seamstress.....	1	1,020	1	1,020	1	1,020
Cook.....	1	1,020	1	1,020	1	1,020
Salary range, \$780 to \$1,020; average, \$900—						
Laundress.....	1	900	1	900	1	900
Cook.....	1	900	1	900	1	900
Salary range, \$600 to \$780; average, \$690—						
Assistants.....	6	670	6	670	6	670
Ungraded—						
Laborers.....	5	1,068	5	1,068	5	1,068
Physician.....	1	720	1	720	1	720
Total average number of employees.....	70		70		67½	
Total salaries and wages, field service.....		94,920.00		94,920.00		91,095.00
Deduct allowances for quarters, fuel, and light.....		10,680.00		10,680.00		10,185.00
Cash payment, salaries and wages.....		84,240.00		84,240.00		80,910.00
Miscellaneous and temporary labor, \$4 to \$1 per day.....						418.55
01 Total personal services.....		84,240.00		84,240.00		81,328.55
Supplies and materials:						
0210 Medical and hospital supplies.....		1,500.00		1,500.00		1,235.45
0220 Scientific and educational supplies.....		3,500.00		3,500.00		3,535.26
0230 Fuel.....		24,000.00		24,000.00		21,382.51
0240 Wearing apparel and sewing supplies.....		25,000.00		25,000.00		21,576.84
0250 Forage and other supplies for animals.....		1,000.00		1,000.00		860.67
0260 Provisions.....		38,000.00		37,000.00		32,464.99
0280 Sundry supplies.....		5,500.00		6,500.00		4,548.84
02 Total supplies and material.....		98,500.00		98,500.00		85,602.56
Communication service:						
0510 Telephone service.....		200.00		200.00		155.75
0520 Other communication service.....		50.00		50.00		46.76
05 Total communication service.....		250.00		250.00		202.51
06 Commercial transportation.....		200.00		200.00		180.87
07 Transportation of things (service).....		400.00		500.00		245.95
10 Furnishing of heat, light, power, water, and electricity (service).....		4,500.00		4,500.00		4,406.67
11 Other rents.....		350.00		350.00		326.26
Repairs and alterations:						
1200 Buildings.....		16,800.00		15,210.00		12,581.27
1290 Miscellaneous repairs and alterations.....		5,000.00		4,300.00		4,908.49
12 Total repairs and alterations.....		21,800.00		19,510.00		17,489.76
13 Special and miscellaneous expenses.....		460.00		677.00		562.01
22 Burial expenses.....		300.00		300.00		150.00
Equipment:						
3010 Furniture, furnishings, and fixtures.....		6,000.00		4,000.00		3,831.93
3020 Educational, scientific, and recreational equipment.....		1,500.00		1,000.00		631.28
3040 Livestock.....						50.00
3050 Other equipment.....		4,500.00		10,470.00		852.54
30 Total equipment.....		12,000.00		15,470.00		5,365.75
Structures and parts and nonstructural improvements to land:						
3210 Other structures.....				67,690.00		
3220 Nonstructural improvements.....		9,500.00		10,000.00		
32 Total structures and parts, etc.....		9,500.00		77,690.00		
Total.....		232,500.00		302,187.00		195,890.89

## Estimates of appropriations required for the service of the fiscal year ending June 30, 1928—Continued

General object (title of appropriation), date of acts, references to Statutes at Large, or to Revised Statutes, and estimated amount required for each detailed object						Total amount to be appropriated under each head of appropriation	Amount appropriated for the fiscal year ending June 30, 1927
<i>Indian School, Flandreau, S. Dak.—</i>							
Flandreau, South Dakota: For [three] four hundred [and seventy-five Indian] pupils, [[\$84,375] \$90,000; for pay of superintendent, drayage, and general repairs and improvements, \$23,000, including \$8,000 for [the construction of a new heating plant, \$50,000] dairy barn (acts Aug. 19, 1890, vol. 26, p. 358, sec. 1; Mar. 3, 1891, vol. 26, p. 1012, sec. 1; May 10, 1926, vol. 44, p. 470).....						\$113, 000. 00	
		Estimated expenditures, 1928 appropriation	Estimated expenditures, 1927 appropriation	Expended and obligated, 1926			
<b>Field service:</b>							
<b>Salaries and wages—</b>							
Salary range, \$2,700 to \$3,300; average, \$3,000—	<i>Average—</i>		<i>Average—</i>		<i>Average—</i>		
Superintendent.....	No. 1 Salary \$3, 000	No. 1 Salary \$3, 000	No. 1 Salary \$3, 000	No. 1 Salary \$3, 000			
Salary range, \$1,680 to \$2,040; average, \$1,860—							
Senior clerk.....	1 1, 860	1 1, 860	1 1, 860	1 1, 860			
Principal.....	1 1, 860	1 1, 860	1 1, 860	1 1, 860			
General mechanic.....	1 1, 860	1 1, 860	1 1, 860	1 1, 860			
Teachers (senior high).....	2 1, 740	2 1, 740	2 1, 740	2 1, 740			
Salary range, \$1,500 to \$1,860; average, \$1,680—							
Nurse.....	1 1, 680	1 1, 680	1 1, 680	1 1, 680			
Salary range, \$1,320 to \$1,680; average, \$1,500—							
Teachers (junior high).....	2 1, 620	2 1, 620	2 1, 620	2 1, 620			
Carpenter.....	1 1, 620	1 1, 620	1 1, 620	1 1, 620			
Music teacher.....	1 1, 500	1 1, 500	1 1, 500	1 1, 500			
Engineer.....	1 1, 500	1 1, 500	1 1, 500	1 1, 500			
Disciplinarian.....	1 1, 440	1 1, 440	1 1, 440	1 1, 440			
Teachers.....	4 1, 380	4 1, 380	4 1, 380	4 1, 380			
Teachers of home economics.....	2 1, 380	2 1, 380	2 1, 380	2 1, 380			
Matron.....	1 1, 380	1 1, 380	1 1, 380	1 1, 380			
Dairyman.....	1 1, 380	1 1, 380	1 1, 380	1 1, 380			
Farmer.....	1 1, 380	1 1, 380	1 1, 380	1 1, 380			
Salary range, \$1,140 to \$1,500; average, \$1,320—							
Junior clerks.....	1½ 1, 320	1½ 1, 320	1½ 1, 320	1½ 1, 320			
Assistant engineer.....	1 1, 320	1 1, 320	1 1, 320	1 1, 320			
Salary range, \$1,020 to \$1,260; average, \$1,140—							
Shoe and harness maker.....	1 1, 200	1 1, 200	1 1, 200	1 1, 140			
Salary range, \$900 to \$1,140; average, \$1,020—							
Matron.....	1 1, 020	1 1, 020	1 1, 020	1 1, 020			
Seamstress.....	1 1, 020	1 1, 020	1 1, 020	1 1, 020			
Cook.....	1 1, 020	1 1, 020	1 1, 020	1 1, 020			
Baker.....	1 1, 020	1 1, 020	1 1, 020	1 1, 020			
Assistant disciplinarian.....	1 1, 020	1 1, 020	1 1, 020	1 1, 020			
Salary range, \$780 to \$1,020; average, \$900—							
Assistant matrons.....	2 930	2 930	2 930	2 930			
Laundress.....	1 900	1 900	1 900	1 900			
Assistant.....	1 960	1 960	1 960	1 900			
Salary range, \$600 to \$780; average, \$690—							
Assistants.....	3 660	3 660	3 660	3 660			
Ungraded—							
Physician (contract).....	1 720	1 720	1 720	1 720			
Laborer.....	1 1, 020	1 1, 020	1 1, 020	1 1, 020			
Total average number of employees.....	39½	39½	39½	39½			
Total salaries and wages, field service.....	52, 500. 00	52, 500. 00	52, 500. 00	52, 390. 00			
Deduct allowances for quarters, fuel, and light.....	6, 030. 00	6, 030. 00	6, 030. 00	6, 030. 00			
Cash payment, salaries and wages.....	46, 470. 00	46, 470. 00	46, 470. 00	46, 350. 00			
Miscellaneous and temporary labor, \$4 to \$1 per day.....				583. 85			
01 Total personal services.....	46, 470. 00	46, 470. 00	46, 470. 00	46, 933. 85			
<b>Supplies and materials:</b>							
0210 Medical and hospital supplies.....	350. 00	350. 00	350. 00	307. 76			
0220 Scientific and educational supplies.....	1, 200. 00	1, 000. 00	1, 000. 00	913. 00			
0230 Fuel.....	5, 000. 00	6, 000. 00	6, 000. 00	5, 435. 19			
0240 Wearing apparel and sewing supplies.....	8, 500. 00	6, 500. 00	6, 500. 00	5, 419. 50			
0250 Forage and other supplies for animals.....	200. 00	200. 00	200. 00	152. 60			
0260 Provisions.....	20, 000. 00	16, 800. 00	16, 800. 00	15, 387. 18			
0280 Sundry supplies.....	1, 900. 00	1, 000. 00	1, 000. 00	2, 077. 64			
02 Total supplies and materials.....	37, 150. 00	31, 850. 00	31, 850. 00	29, 692. 87			
<b>Communication service:</b>							
0500 Telegraph service.....	50. 00	50. 00	50. 00	64. 80			
0510 Telephone service.....	200. 00	200. 00	200. 00	223. 45			
05 Total communication service.....	250. 00	250. 00	250. 00	288. 25			
06 Commercial transportation.....				16. 98			
07 Transportation of things (service).....	1, 200. 00	1, 000. 00	1, 000. 00	1, 351. 85			
10 Furnishing of heat, light, power, water, and electricity (service).....	1, 400. 00	1, 400. 00	1, 400. 00	1, 388. 40			
<b>Repairs and alterations:</b>							
1200 Buildings.....	8, 800. 00	4, 650. 00	4, 650. 00	6, 644. 91			
1290 Miscellaneous repairs and alterations.....	2, 000. 00	2, 500. 00	2, 500. 00	2, 763. 73			
12 Total repairs and alterations.....	10, 800. 00	7, 150. 00	7, 150. 00	9, 410. 64			
13 Special and miscellaneous expenses.....	730. 00	121. 00	121. 00	69. 29			
22 Burial expenses.....	100. 00	100. 00	100. 00	75. 00			
<b>Equipment:</b>							
3010 Furniture, furnishings, and fixtures.....	3, 000. 00	1, 500. 00	1, 500. 00	2, 005. 06			
3020 Educational, scientific, and recreational equipment.....	500. 00	200. 00	200. 00	83. 16			
3050 Other equipment.....	1, 400. 00	400. 00	400. 00	326. 87			
30 Total equipment.....	4, 900. 00	1, 900. 00	1, 900. 00	2, 415. 09			
32 Other structures.....	10, 000. 00	40, 000. 00	40, 000. 00				
Total.....	113, 000. 00	130, 441. 00	130, 441. 00	91, 642. 08			

*Estimates of appropriations required for the service of the fiscal year ending June 30, 1928—Continued*

General object (title of appropriation), date of acts, references to Statutes at Large, or to Revised Statutes, and estimated amount required for each detailed object				Total amount to be appropriated under each head of appropriation	Amount appropriated for the fiscal year ending June 30, 1927
<i>Indian School, Pierre, S. Dak.—</i> Pierre, South Dakota: For [two] three hundred [and seventy-five Indian] pupils, [\$61,875] \$67,500; for pay of superintendent, drayage, and general repairs and improvements, \$15,000 (acts June 29, 1888, vol. 25, p. 236, sec. 1; Mar. 2, 1889, vol. 25, p. 1000, sec. 2; May 10, 1926, vol. 44, p. 470)				\$82, 500. 00	
	Estimated expenditures, 1928 appropriation	Estimated expenditures, 1927 appropriation	Expended and obligated, 1926		
Field service:					
Salaries and wages—	Average—	Average—	Average—		
Salary range, \$2,400 to \$3,000; average, \$2,700—	No. 1 Salary \$2, 700	No. 1 Salary \$2, 700	No. 1 Salary \$2, 700		
Superintendent	1 1, 740	1 1, 740	1 1, 680		
Clerk	1 1, 740	1 1, 740	1 1, 680		
Principal	1 1, 680	1 1, 680	1 1, 680		
Nurse					
Salary range, \$1,320 to \$1,680; average, \$1,500—					
Engineer	1 1, 560	1 1, 560	1 1, 560		
Salary range, \$1,140 to \$1,500; average, \$1,320—					
Disciplinarian	1 1, 380	1 1, 380	1 1, 380		
Teachers	5 1, 380	5 1, 380	4 1/4 1, 380		
Teacher of home economics	1 1, 380	1 1, 380	1 1, 380		
Stockman	1 1, 440	1 1, 440	1 1, 380		
Junior clerk	1 1, 320	1 1, 320	1 1, 320		
Carpenter	1 1, 320	1 1, 320	1 1, 320		
Assistant engineer	1 1, 320	1 1, 320	1 1, 320		
Salary range, \$1,020 to \$1,200; average, \$1,140—					
Shoe and harness maker	1 1, 140	1 1, 140	1 1, 140		
Matrons	3 1, 040	3 1, 040	3 1, 040		
Seamstress	1 1, 020	1 1, 020	1 1, 020		
Cook	1 1, 020	1 1, 020	1 1, 020		
Salary range, \$780 to \$1,020; average, \$900—					
Laundress	1 900	1 900	1 900		
Assistant baker			1 900		
Salary range, \$600 to \$780; average, \$690—					
Assistants	2 660	2 660	2 660		
Ungraded—					
Laborers	3 980	3 980	2 1, 020		
Physician (contract)	1 720	1 720	1 720		
Total average number of employees	29	29	28 1/4		
Total salaries and wages, field service	36, 660. 00	36, 660. 00	35, 980. 00		
Deduct allowances for quarters, fuel, and light	4, 320. 00	4, 320. 00	4, 245. 00		
Cash payment, salaries and wages	32, 340. 00	32, 340. 00	31, 735. 00		
Miscellaneous and temporary labor, \$4 to \$1 per day			84. 56		
01 Total personal services	32, 340. 00	32, 340. 00	31, 819. 56		
Supplies and materials:					
0200 Stationery and office supplies	50. 00	50. 00	45. 73		
0210 Medical and hospital supplies	250. 00	200. 00	203. 31		
0220 Scientific and educational supplies	1, 000. 00	800. 00	699. 01		
0230 Fuel	3, 500. 00	3, 500. 00	3, 230. 40		
0240 Wearing apparel and sewing supplies	5, 500. 00	4, 500. 00	3, 426. 28		
0250 Forage and other supplies for animals	700. 00	700. 00	716. 80		
0260 Provisions	12, 500. 00	10, 000. 00	8, 464. 12		
0280 Sundry supplies	1, 500. 00	800. 00	1, 227. 21		
02 Total supplies and materials	25, 000. 00	20, 550. 00	18, 012. 86		
Communication service:					
0500 Telegraph service	25. 00	25. 00	14. 49		
0510 Telephone service	125. 00	125. 00	114. 40		
0520 Other communication service			6. 47		
05 Total communication service	150. 00	150. 00	135. 36		
06 Commercial transportation	25. 00	25. 00	16. 01		
07 Transportation of things (service)	500. 00	200. 00	570. 84		
Printing, binding, photographing, etc:					
0800 Printing and binding			5. 75		
0830 Photographing and blueprints			24. 36		
08 Total, printing, binding, photographing, etc			30. 11		
10 Furnishing of heat, light, power, water, and electricity (service)	3, 500. 00	3, 500. 00	3, 700. 00		
11 Rents	250. 00	250. 00	242. 50		
Repairs and alterations:					
1200 Buildings	12, 100. 00	11, 900. 00	5, 952. 44		
1290 Miscellaneous repairs and alterations	2, 000. 00	2, 000. 00	2, 161. 75		
12 Total repairs and alterations	14, 100. 00	13, 900. 00	8, 114. 19		
13 Special and miscellaneous expenses	535. 00	319. 00	123. 89		
22 Burial expenses	200. 00	200. 00	185. 00		
Equipment:					
3010 Furniture, furnishings, and fixtures	3, 000. 00	1, 500. 00	907. 17		
3020 Educational, scientific, and recreational equipment	1, 000. 00	400. 00	704. 61		
3040 Livestock			25. 00		
3050 Other equipment	1, 900. 00	1, 500. 00	1, 348. 38		
30 Total equipment	5, 900. 00	3, 400. 00	2, 985. 16		
32 Structures and parts and nonstructural improvements to land			6, 439. 52		
Total	82, 500. 00	74, 834. 00	72, 375. 00		

## Estimates of appropriations required for the service of the fiscal year ending June 30, 1928—Continued

General object (title of appropriation), date of acts, references to Statutes at Large, or to Revised Statutes, and estimated amount required for each detailed object				Total amount to be appropriated under each head of appropriation	Amount appropriated for the fiscal year ending June 30, 1927
<b>Indian School, Rapid City, S. Dak.—</b> Rapid City, South Dakota: For three hundred and [fifteen Indian] twenty-five pupils, [\$70,875] \$73,125; for pay of superintendent, drayage, and general repairs and improvements, \$12,000, including \$5,000 for extension of steam lines [repair of roads and installation of new boiler, \$12,000] (acts June 10, 1895, vol. 29, p. 345, sec. 1; June 7, 1897, vol. 30, p. 82, sec. 1; May 10, 1926, vol. 44, p. 470)				\$85, 125. 00	
	Estimated expenditures, 1928 appropriation	Estimated expenditures, 1927 appropriation	Expended and obligated, 1926		
Field service:					
Salaries and wages—					
Salary range, \$2,400 to \$3,000; average, \$2,700—	Average—	Average—	Average—		
Superintendent	No. 1 Salary \$2,700	No. 1 Salary \$2,700	No. 1 Salary \$2,700		
Salary range, \$1,680 to \$2,040; average, \$1,860—					
Senior clerk	1 1,920	1 1,920	1 1,860		
Salary range, \$1,500 to \$1,980; average, \$1,680—					
Principal	1 1,680	1 1,680	1 1,680		
Nurse	1 1,680	1 1,680	1 1,680		
Salary range, \$1,320 to \$1,680; average, \$1,500—					
Engineer	1 1,500	1 1,500	1 1,500		
Salary range, \$1,140 to \$1,500; average, \$1,320—					
Farmer	1 1,440	1 1,440	1 1,440		
Disciplinarian	1 1,380	1 1,380	1 1,380		
Teachers	7 1,380	7 1,380	7 1,380		
Teacher of home economics	1 1,380	1 1,380	1 1,380		
Matron	1 1,380	1 1,380	1 1,380		
Dairyman	1 1,380	1 1,380	1 1,380		
Junior clerk	1 1,320	1 1,320	1 1,320		
Carpenter	1 1,320	1 1,320	1 1,320		
Assistant engineer	1 1,320	1 1,320	1 1,320		
Salary range, \$1,020 to \$1,200; average, \$1,140—					
Shoe and harness maker	1 1,140	1 1,140	1 1,140		
Salary range, \$900 to \$1,140; average, \$1,020—					
Matrons	3 1,020	3 1,020	3 1,020		
Seamstress	1 1,020	1 1,020	1 1,020		
Baker	1 1,020	1 1,020	1 1,020		
Cook	1 1,020	1 1,020	1 1,020		
Salary range, \$780 to \$1,020; average, \$900—					
Matron	1 960	1 960	1 960		
Laundress	1 900	1 900	1 900		
Salary range, \$600 to \$780; average, \$690—					
Assistants	4 660	4 660	4 660		
Ungraded:					
Laborers	2 990	2 990	2 870		
Physician (contract)	1 780	1 780	1 780		
Total average number of employees	36	36	35 1/2		
Total salaries and wages, field service	44,580.00	44,580.00	43,530.00		
Deduct allowances for quarters, fuel, and light	5,280.00	5,280.00	5,130.00		
Cash payment, salaries and wages	39,300.00	39,300.00	38,400.00		
Miscellaneous and temporary labor, \$4 to \$1 per day			73.92		
01 Total personal services	39,300.00	39,300.00	38,473.92		
Supplies and materials:					
0210 Medical and hospital supplies	300.00	250.00	318.63		
0220 Scientific and educational supplies	800.00	700.00	873.69		
0230 Fuel	4,000.00	4,000.00	3,193.98		
0240 Wearing apparel and sewing supplies	6,000.00	5,500.00	4,801.53		
0250 Forage and other supplies for animals	1,500.00	1,500.00	865.60		
0260 Provisions	15,500.00	13,000.00	11,865.76		
0280 Sundry supplies	2,000.00	1,500.00	2,828.90		
02 Total supplies and materials	30,100.00	26,450.00	24,548.09		
Communication service:					
0500 Telegraph service	25.00	25.00	19.93		
0510 Telephone service	150.00	150.00	138.05		
05 Total communication service	175.00	175.00	157.98		
06 Commercial transportation	50.00	50.00	79.01		
07 Transportation of things (service)	1,500.00	1,500.00	1,080.84		
10 Furnishing of heat, light, power, water, and electricity (service)	1,500.00	1,500.00	1,423.97		
11 Other rents	100.00	100.00	65.00		
Repairs and alterations:					
1200 Buildings	8,100.00	7,704.00	4,873.12		
1290 Miscellaneous repairs and alterations	1,500.00	1,300.00	1,727.38		
12 Total repairs and alterations	9,600.00	9,004.00	6,600.50		
13 Special and miscellaneous expenses		162.00			
22 Burial expenses	100.00	100.00	57.68		
Equipment:					
3010 Furniture, furnishings, and fixtures	1,700.00	1,500.00	1,815.18		
3020 Educational, scientific, and recreational equipment	500.00	500.00	325.95		
3050 Other equipment	500.00	1,300.00	168.05		
30 Total equipment	2,700.00	3,300.00	2,309.18		
Total	85,125.00	81,641.00	74,796.17		

## Estimates of appropriations required for the service of the fiscal year ending June 30, 1928—Continued

General object (title of appropriation), date of acts, references to Statutes at Large or to Revised Statutes, and estimated amount required for each detailed object	Total amount to be appropriated under each head of appropriation		Amount appropriated for the fiscal year ending June 30, 1927
<b>Indian School, Hayward, Wis.—</b>			
Hayward, Wisconsin: For one hundred and fifty [Indian] pupils, \$37,500; for pay of superintendent, drayage, and general repairs and improvements, [\$8,000] \$10,000 (acts Mar. 1, 1899, vol. 30, p. 945, sec. 1; May 31, 1900, vol. 31, p. 243, sec. 1; May 10, 1926, vol. 44, p. 471)	\$47, 500. 00		
	Estimated expenditures, 1928 appropriation	Estimated expenditures, 1927 appropriation	Expended and obligated, 1926
<b>Field service:</b>			
Salaries and wages—	<i>Average—</i>	<i>Average—</i>	<i>Average—</i>
Salary range, \$2,400 to \$3,000; average, \$2,700—	No. 1 Salary \$2,700	No. 1 Salary \$2,700	No. 1 Salary \$2,700
Superintendent	1 2,700	1 2,700	1 2,700
Salary range, \$1,860 to \$2,400; average, \$2,100—	1 2,100	1 2,100	1 2,100
Physician	1 1,860	1 1,860	1 1,680
Salary range, \$1,680 to \$2,040; average, \$1,860—	1 1,860	1 1,860	1 1,680
General mechanic	1 1,500	1 1,500	1 1,080
Salary range, \$1,320 to \$1,680; average, \$1,500—	1 1,500	1 1,500	1 1,080
Financial clerk	1 1,500	1 1,500	1 1,080
Salary range, \$1,140 to \$1,500; average, \$1,320—	1 1,380	1 1,380	1 1,380
Disciplinarian	4 1,380	4 1,380	3 1,380
Teachers	1 1,380	1 1,380	1 1,380
Industrial teacher	2 1,050	2 1,050	2 1,050
Salary range, \$900 to \$1,140; average, \$1,020—	1 1,020	1 1,020	1 1,020
Matrons	1 900	1 900	1 900
Seamstress	1 900	1 900	1 840
Salary range, \$780 to \$1,020; average, \$900—	1 900	1 900	1 840
Assistant matron	1 900	1 900	1 840
Cook	1 900	1 900	1 840
Laundress	1 900	1 900	1 840
Assistant cook	1 900	1 900	1 840
Salary range, \$600 to \$780; average, \$690—	1 690	1 690	1 690
Assistant engineer	1 690	1 690	1 690
<b>Ungraded—</b>			
Laborers	5 972	5 972	4 972
Total average number of employees	21 1/2	21 1/2	21 1/2
Total salaries and wages, field service	28,350.00	28,350.00	26,635.00
Deduct allowances for quarters, fuel, and light	3,420.00	3,420.00	3,260.00
Cash payment, salaries and wages	24,930.00	24,930.00	23,375.00
Deduct expenditures for personal services included in objects named below	700.00	700.00	899.32
01 Total personal services	24,230.00	24,230.00	22,475.68
Supplies and materials:			
0210 Medical and hospital supplies	75.00	100.00	61.04
0220 Scientific and educational supplies	100.00	150.00	57.22
0230 Fuel	2,800.00	3,000.00	2,784.06
0240 Wearing apparel and sewing supplies	2,800.00	2,700.00	2,421.03
0250 Forage and other supplies for animals	800.00	700.00	1,626.76
0260 Provisions	5,000.00	4,500.00	4,718.31
0290 Sundry supplies	600.00	500.00	1,403.33
02 Total supplies and materials	12,175.00	11,650.00	13,071.75
Communication service:			
0500 Telegraph service	10.00	10.00	7.06
0510 Telephone service	75.00	75.00	67.20
0520 Other communication service	25.00	25.00	24.00
05 Total communication service	110.00	110.00	98.26
07 Transportation of things (service)	500.00	500.00	603.00
10 Furnishing of heat, light, power, water, and electricity (service)	1,700.00	1,700.00	1,800.00
11 Other rents	200.00	200.00	205.38
Repairs and alterations:			
1200 Buildings	7,100.00	4,886.00	3,987.41
1290 Miscellaneous repairs and alterations	800.00	900.00	1,049.20
12 Total repairs and alterations	7,900.00	5,786.00	5,036.61
13 Special and miscellaneous expenses	85.00	23.00	40.56
Equipment:			
3010 Furniture, furnishings, and fixtures	300.00	200.00	517.94
3050 Other equipment	300.00	100.00	93.82
Total equipment	600.00	300.00	611.76
Total	47,500.00	44,499.00	43,943.00

*Estimates of appropriations required for the service of the fiscal year ending June 30, 1928—Continued*

General object (title of appropriation), date of acts, references to Statutes at Large, or to Revised Statutes, and estimated amount required for each detailed object				Total amount to be appropriated under each head of appropriation	Amount appropriated for the fiscal year ending June 30, 1927
<b>Indian School, Tomah, Wis.—</b> Tomah, Wisconsin: For three hundred and twenty-five [Indian] pupils, \$73,125; for pay of superintendent, drayage, and general repairs and improvements, [including drainage and laundry and kitchen equipment, \$12,000] \$14,000 (acts Feb. 16, 1891, vol. 26, p. 764, sec. 1; July 13, 1892, vol. 27, p. 142, sec. 1; May 10, 1926, vol. 44, p. 471) -----				\$87, 125. 00	
	Estimated expenditures, 1928 appropriation	Estimated expenditures, 1927 appropriation	Expended and obligated, 1926		
Field service:					
Salaries and wages—	Average—	Average—	Average—		
Salary range, \$2,400 to \$3,000; average, \$2,700—	No. Salary	No. Salary	No. Salary		
Superintendent.....	1 \$2, 700	1 \$2, 700	1 \$2, 700		
Salary range, \$1,500 to \$1,680; average, \$1,680—					
Financial clerk.....	1 1, 680	1 1, 680	1 1, 680		
Nurse.....	1 1, 680	1 1, 680	1 1, 680		
Salary range, \$1,320 to \$1,680; average, \$1,500—					
Assistant clerk.....	1 1, 500	1 1, 500	1 1, 500		
Principal teacher.....	1 1, 500	1 1, 500	1 1, 500		
Engineer.....	1 1, 500	1 1, 500	1 1, 500		
Salary range, \$1,140 to \$1,500; average, \$1,320—					
Disciplinarian.....	1 1, 380	1 1, 380	1 1, 380		
Music teacher.....	1 1, 380	1 1, 380	1 1, 380		
Teachers.....	6 1, 380	6 1, 380	6 1, 380		
Matron (head).....	1 1, 440	1 1, 440	1 1, 380		
Teacher of home economics.....	1 1, 380	1 1, 380	1 1, 380		
Farmer.....	1 1, 380	1 1, 380	1 1, 380		
Dairymen.....	1 1, 380	1 1, 380	1 1, 380		
Junior clerk.....	1 1, 320	1 1, 320	1 1, 320		
Carpenter.....	1 1, 380	1 1, 380	1 1, 320		
Salary range, \$900 to \$1,140; average, \$1,020—					
Matron.....	1 1, 020	1 1, 020	1 1, 020		
Seamstress.....	1 1, 020	1 1, 020	1 1, 020		
Baker.....	1 1, 020	1 1, 020	1 1, 020		
Cook.....	1 1, 080	1 1, 080	1 1, 020		
Salary range, \$780 to \$1,020; average, \$900—					
Assistant matron.....	1 900	1 900	1 900		
Laundress.....	1 900	1 900	1 900		
Salary range, \$600 to \$780; average, \$690—					
Assistants.....	2 660	2 660	2 660		
Ungraded—					
Physician.....	1 720	1 720	1 720		
Total average number of employees.....	29	29	29		
Total salaries and wages, field service.....	37, 860. 00	37, 860. 00	37, 680. 00		
Deduct allowances for quarters, fuel, and light.....	4, 560. 00	4, 560. 00	4, 560. 00		
Cash payment, salaries and wages.....	33, 300. 00	33, 300. 00	33, 120. 00		
Miscellaneous and temporary labor, \$4 to \$1 per day.....	1, 000. 00	1, 000. 00	2, 660. 95		
01 Total personal services.....	34, 300. 00	34, 300. 00	35, 780. 95		
Supplies and materials:					
0210 Medical and hospital supplies.....	250. 00	200. 00	190. 38		
0220 Scientific and educational supplies.....	1, 200. 00	850. 00	798. 56		
0230 Fuel.....	6, 500. 00	6, 000. 00	5, 777. 20		
0240 Wearing apparel and sewing supplies.....	9, 500. 00	8, 000. 00	7, 698. 79		
0250 Forage and other supplies for animals.....	4, 000. 00	3, 800. 00	3, 955. 82		
0260 Provisions.....	12, 500. 00	10, 000. 00	8, 062. 74		
0280 Sundry supplies.....	3, 300. 00	2, 400. 00	2, 779. 08		
02 Total supplies and materials.....	37, 250. 00	31, 250. 00	29, 262. 57		
Communication service:					
0510 Telephone service.....	75. 00	75. 00	80. 40		
0520 Other communication service.....	25. 00	25. 00	17. 08		
05 Total communication service.....	100. 00	100. 00	97. 48		
06 Commercial transportation.....	50. 00	50. 00	12. 05		
07 Transportation of things (service).....	200. 00	100. 00	136. 61		
11 Other rents.....	200. 00	200. 00	212. 00		
Repairs and alterations:					
1200 Buildings.....	8, 400. 00	5, 104. 00	8, 596. 80		
1290 Miscellaneous repairs and alterations.....	2, 000. 00	3, 000. 00	2, 802. 55		
12 Total repairs and alterations.....	10, 400. 00	8, 104. 00	11, 399. 33		
13 Special and miscellaneous expenses.....	225. 00	212. 00	103. 39		
22 Burial expenses.....			55. 00		
Equipment: *					
3000 Passenger-carrying vehicles.....			320. 60		
3010 Furniture, furnishings, and fixtures.....	2, 500. 00	3, 000. 00	1, 222. 75		
3020 Educational, scientific, and recreational equipment.....	800. 00	1, 000. 00	136. 79		
3040 Livestock.....			85. 00		
3050 Other equipment.....	1, 100. 00	4, 000. 00	1, 306. 47		
30 Total equipment.....	4, 400. 00	8, 000. 00	3, 071. 61		
32 Structures and parts and nonstructural improvements to land.....		1, 000. 00	422. 27		
Total.....	87, 125. 00	83, 316. 00	80, 553. 26		
In all, for the above-named boarding schools, not to exceed [\$3,025,000] \$3,185,000, exclusive of tribal funds.....				\$3, 185, 000. 00	\$3, 025, 000. 00

In all, for the above-named boarding schools, not to exceed **\$3,025,000**  
**\$3,185,000**, exclusive of tribal funds -----

\$3, 185, 000. 00

\$3, 025, 000. 00

## Estimates of appropriations required for the service of the fiscal year ending June 30, 1928—Continued

General object (title of appropriation), date of acts, references to Statutes at Large, or to Revised Statutes, and estimated amount required for each detailed object				Total amount to be appropriated under each head of appropriation	Amount appropriated for the fiscal year ending June 30, 1927
<b>Fulfilling Treaties with Navajos, Schools, Arizona—</b> To enable the Secretary of the Interior to carry into effect the provisions of the sixth article of the treaty of June 1, 1868, between the United States and the Navajo Nation or Tribe of Indians, proclaimed August 12, 1868, whereby the United States agrees to provide school facilities for the children of the Navajo Tribe of Indians, \$50,000; [to be immediately available:] <i>Provided</i> , That the said Secretary may expend said funds in his discretion in establishing or enlarging day or industrial schools ( <i>acts June 1, 1868, vol. 15, p. 669, sec. 1; May 10, 1926, vol. 44, p. 471</i> ) -----				\$50,000.00	\$50,000.00
		Estimated expenditures, 1928 appropriation	Estimated expenditures, 1927 appropriation	Expended and obligated, 1926	
12 Repairs and alterations.....		\$10,000.00	\$10,000.00		
3210 Other structures.....		40,000.00	39,500.00	\$69,139.46	
Reserve.....			500.00		
Total.....		50,000.00	50,000.00	69,139.46	
<b>Public School Tuition, Chippewa Indians in Minnesota (Tribal Funds)—</b> The Secretary of the Interior is authorized to withdraw from the Treasury of the United States, in his discretion, the sum of \$35,000, or so much thereof as may be necessary, of the principal sum on deposit to the credit of the Chippewa Indians in the State of Minnesota arising under section 7 of the act of January 14, 1889, and to expend the same for payment of tuition for Chippewa Indian children enrolled in the public schools of the State of Minnesota ( <i>acts May 24, 1922, vol. 42, p. 569, sec. 1; May 10, 1926, vol. 44, p. 471</i> ). 2240 Tuition: Expenditures—1928, \$35,000; 1927, \$35,000; 1926, \$34,620.60.					
<b>Support of the Chippewas of the Mississippi, Minn.—</b> For support of a school or schools for the Chippewas of the Mississippi in Minnesota (article 3, treaty of March 19, 1867), [\$4,500] \$4,000: <i>Provided</i> , That no part of the sum hereby appropriated shall be used except for school or schools of the Mississippi Chippewas now in the State of Minnesota ( <i>acts Mar. 19, 1867, vol. 16, p. 720, sec. 1; May 10, 1926, vol. 44, p. 471</i> ) -----				4,000.00	4,500.00
		Estimated expenditures, 1928 appropriation	Estimated expenditures, 1927 appropriation	Expended and obligated, 1926	
Field service:					
Salaries and wages—					
Salary range, \$1,140 to \$1,500; average, \$1,320—					
Teachers.....	Average— No. 2 Salary \$1,380	Average— No. 2 Salary \$1,380	Average— No. 2 Salary \$1,380		
Salary range, \$420 to \$600; average, \$510—					
Housekeeper.....	1 540	1 540	1 480		
Total average number of employees.....	3	3	3		
Total salaries and wages, field service.....	3,300.00	3,300.00	3,240.00		
Deduct allowances for quarters, fuel, and light.....	420.00	420.00	360.00		
01 Total personal services, cash payment.....	2,880.00	2,880.00	2,880.01		
Supplies and materials:					
0210 Medical and hospital supplies.....	20.00	20.00	5.92		
0220 Scientific and educational supplies.....	80.00	80.00	68.01		
0230 Fuel.....	200.00	250.00	171.08		
0240 Wearing apparel and sewing supplies.....	250.00	300.00	138.99		
0250 Forage and other supplies for animals.....	200.00	200.00	180.00		
0260 Provisions.....	200.00	300.00	126.45		
0280 Sundry supplies.....	50.00	150.00	36.25		
02 Total supplies and materials.....	1,000.00	1,300.00	726.70		
12 Repairs and alterations.....	20.00	20.00	15.13		
13 Special and miscellaneous expenses.....		55.00			
Equipment:					
3010 Furniture, furnishings, and fixtures.....	50.00	50.00	40.56		
3060 Other equipment.....	50.00	150.00			
30 Total equipment.....	100.00	200.00	40.56		
Reserve.....		45.00			
Total.....	4,000.00	4,500.00	3,662.40		

*Estimates of appropriations required for the service of the fiscal year ending June 30, 1928—Continued*

General object (title of appropriation), date of acts, references to Statutes at Large, or to Revised Statutes, and estimated amount required for each detailed object				Total amount to be appropriated under each head of appropriation	Amount appropriated for the fiscal year ending June 30, 1927
<b>Education, Osage Nation, Okla. (Tribal Funds)—</b>					
For the education of Osage children, [including repairs to buildings, \$20,620] \$8,000, to be paid from the funds held by the United States in trust for the Osage Tribe of Indians in Oklahoma: <i>Provided</i> , That the expenditure of said money shall include the renewal of the present contract with the Saint Louis Mission Boarding School, except that there shall not be expended more than \$200 for annual support and education of any one pupil ( <i>acts June 30, 1919, vol. 41, p. 20, sec. 17; May 10, 1926, vol. 44, p. 471</i> ).					
	Estimated expenditures, 1928 appropriation	Estimated expenditures, 1927 appropriation	Expended and obligated, 1926		
Field service:					
Salaries and wages—					
Salary range, \$1,500 to \$1,860; average, \$1,680—					
Day-schools inspector.....	<i>Average—</i> No. 1 Salary \$1,680	<i>Average—</i> No. 1 Salary \$1,680	<i>Average—</i> No. 1 Salary \$1,680		
Salary range, \$1,320 to \$1,680; average, \$1,500—					
Carpenter.....	1 1,620	1 1,620	1 1,620		
Salary range, \$1,140 to \$1,500; average, \$1,320—					
Assistant engineer.....	1 1,380	1 1,380	1 1,320		
Ungraded: Laborer.....	1 1,080	1 1,080	1 960		
Total average number of employees.....	1	4	4		
Total salaries and wages, field service.....	1,680.00	5,760.00	5,580.00		
Deduct allowances for quarters, fuel, and light.....	180.00	660.00	660.00		
Cash payment, salaries and wages.....	1,500.00	5,100.00	4,920.00		
The difference between 1927 and 1928 is due to transfer of salaries to another appropriation, \$3,600.					
Miscellaneous and temporary labor, \$4 to \$1 per day.....	500.00	6,000.00	6,459.07		
01 Total personal services.....	2,000.00	11,100.00	11,379.07		
Supplies and materials:					
0200 Stationery and office supplies.....			9.75		
0250 Forage and other supplies for animals.....		300.00			
0280 Sundry supplies.....	300.00	200.00	152.20		
02 Total supplies and materials.....	300.00	500.00	161.95		
Communication service:					
0500 Telegraph service.....			2.61		
0510 Telephone service.....			5.85		
05 Total communication service.....			8.46		
06 Commercial transportation.....	150.00	150.00	26.05		
10 Furnishing of heat, light, power, water, and electricity (service).....	100.00	100.00	78.70		
12 Repairs and alterations.....	450.00	5,000.00	4,520.16		
22 Tuition.....	5,000.00	3,770.00	2,487.99		
30 Passenger-carrying vehicles.....			584.45		
Total.....	8,000.00	20,620.00	19,246.83		



*Estimates of appropriations required for the service of the fiscal year ending June 30, 1928—Continued*

General object (title of appropriation), date of acts, references to Statutes at Large, or to Revised Statutes, and estimated amount required for each detailed object				Total amount to be appropriated under each head of appropriation	Amount appropriated for the fiscal year ending June 30, 1927
<b>Indian Schools, Five Civilized Tribes—</b> For aid to the common schools in the Cherokee, Creek, Choctaw, Chickasaw, and Seminole Nations and the Quapaw Agency in Oklahoma, \$150,000, to be expended in the discretion of the Secretary of the Interior, and under rules and regulations to be prescribed by him: <i>Provided</i> , That this appropriation shall not be subject to the limitation in section 1 of the act of May 25, 1918 (Fortieth Statutes, page 564), limiting the expenditure of money to educate children of less than one-fourth Indian blood ( <i>acts Aug. 24, 1912, vol. 37, p. 533, sec. 18; May 10, 1926, vol. 44, p. 471</i> )				\$150,000.00	\$150,000.00
	Estimated expenditures, 1928 appropriation	Estimated expenditures, 1927 appropriation	Expended and obligated, 1926		
Field service:					
Salaries and wages—	Average—	Average—	Average—		
Salary range, \$3,800 to \$5,000; average, \$4,400—	No. 1 Salary \$3,800	No. 1 Salary \$3,800	No. 1 Salary \$3,800		
Supervisor, Five Civilized Tribes schools	1 2,100	1 2,100	1 2,100		
Salary range, \$1,860 to \$2,400; average, \$2,100—					
Day school inspector	1 1,680	1 1,680	1 1,680		
Salary range, \$1,500 to \$1,680; average, \$1,680—					
Clerk	1 1,500	1 1,500	1 1,500		
Salary range, \$1,320 to \$1,680; average, \$1,500—					
Assistant clerk	1 1,320	1 1,320	1 1,320		
Salary range, \$1,140 to \$1,500; average, \$1,320—					
Junior clerk	5	5	5		
Total average number of employees	10,400	10,400	10,400		
Total salaries and wages, field service	780	780	780		
Deduct allowances for quarters, fuel, and light					
Cash payment, salaries and wages	9,620	9,620	9,620		
Miscellaneous and temporary labor, \$4 to \$1 per day			340		
01 Total personal services	9,620.00	9,620.00	9,960.00		
Supplies and materials:					
0230 Fuel			195.56		
0280 Sundry supplies	200.00	200.00	26.60		
02 Total supplies and materials	200.00	200.00	222.16		
Communication service:					
0500 Telegraph service	25.00	25.00	20.30		
0510 Telephone service	200.00	200.00	206.70		
0520 Other communication service	25.00	25.00	8.36		
05 Total communication service	250.00	250.00	235.36		
Travel expenses:					
0600 Commercial transportation	400.00	500.00	513.95		
0630 Per diem in lieu of subsistence	100.00	150.00			
06 Total travel expense	500.00	650.00	513.95		
Photographing and blue prints			4.70		
11 Other rents	50.00	50.00	43.61		
12 Repairs and alterations	500.00	500.00	596.94		
13 Special and miscellaneous expenses	130.00	130.00	12.00		
22 Tuition	138,650.00	137,000.00	137,609.27		
Equipment:					
3000 Passenger-carrying vehicles			625.00		
3050 Other equipment	100.00	100.00			
30 Total equipment	100.00	100.00	625.00		
Reserve		1,500.00			
Total	150,000.00	150,000.00	149,822.98		

## Estimates of appropriations required for the service of the fiscal year ending June 30, 1928—Continued

General object (title of appropriation), date of acts, references to Statutes at Large, or to Revised Statutes, and estimated amount required for each detailed object	Estimated expenditures, 1928 appropriation		Estimated expenditures, 1927 appropriation		Expended and obligated, 1926	Total amount to be appropriated under each head of appropriation	Amount appropriated for the fiscal year ending June 30, 1927
<b>Education, Sioux Nation—</b> For support and maintenance of day and industrial schools among the Sioux Indians, including the erection and repairs of school buildings, \$250,000, in accordance with the provisions of article 5 of the agreement made and entered into September 26, 1876, and ratified February 28, 1877 (Nineteenth Statutes, page 254) (acts Mar. 2, 1899, vol. 25, p. 894, sec. 17; May 10, 1926, vol. 44, p. 471).						\$250,000.00	\$250,000.00
<b>Field service:</b>							
<b>Salaries and wages—</b>							
Salary range, \$3,300 to \$3,900; average, \$3,600—							
Superintendents	No.	Average—Salary	No.	Average—Salary	No.	Average—Salary	
Salary range, \$2,400 to \$3,000; average, \$2,700—							
Superintendent	1	2,700	1	2,700	1	2,700	
Salary range, \$2,100 to \$2,700; average, \$2,400—							
Physician	1	2,400	1	2,400	1	2,400	
Salary range, \$1,800 to \$2,400; average, \$2,100—							
Principals	2	2,100	2	2,100	2	2,100	
Day school inspector	1	2,100	1	2,100	1	2,100	
Physician	1	2,100	1	2,100	1	2,100	
Salary range, \$1,500 to \$1,800; average, \$1,680—							
Nurse	1	1,680	1	1,680	1	1,680	
Salary range, \$1,320 to \$1,680; average, \$1,500—							
Day school inspector	1	1,680	1	1,680	1	1,680	
Teacher (junior high)	1	1,620	1	1,620	1	1,620	
Principal	1	1,500	1	1,500	1	1,500	
Engineers	3	1,520	3	1,520	3	1,520	
Assistant clerk	1	1,500	1	1,500	1	1,500	
Salary range, \$1,140 to \$1,500; average, \$1,320—							
Teachers	40	1,380	40	1,380	39	1,380	
Teachers (junior high)	2	1,380	2	1,380	2	1,380	
Farmer	1	1,380	1	1,380	1	1,380	
Dairymen	2	1,380	2	1,380	2	1,380	
Disciplinarians	3	1,380	3	1,380	3	1,380	
Practical nurse	1	1,380	1	1,380	1	1,380	
Stockman	1	1,380	1	1,380	1	1,380	
Carpenters	4	1,320	4	1,320	4	1,320	
Assistant engineers	3	1,320	3	1,320	3	1,320	
Junior clerks	3	1,320	3	1,320	3	1,320	
Head matrons	2	1,350	2	1,350	2	1,350	
Assistant clerk	1	1,320	1	1,320	1	1,320	
Salary range, \$900 to \$1,140; average, \$1,020—							
Shoe and harness maker	1	1,140	1	1,140	1	1,140	
Matrons	2	1,020	2	1,020	2	1,020	
Bakers	3	1,020	3	1,020	3	1,020	
Cooks	3	1,020	3	1,020	3	1,020	
Salary range, \$780 to \$1,020; average, \$900—							
Seamstresses	3	1,020	3	1,020	3	1,020	
Laundresses	3	900	3	900	3	900	
Assistant matrons	3	900	3	900	3	900	
Salary range, \$600 to \$780; average, \$690—							
Assistants	4	660	4	660	4	660	
Salary range, \$420 to \$600; average, \$510—							
Housekeepers	25	540	25	540	25	540	
<b>Ungraded—</b>							
Laborers	10	1,002	10	1,002	9	1,040	
Physician	1	720	1	720			
Total average number of employees	136		136		134		
Total salaries and wages, field service		165,585.00		165,585.00		162,315.00	
Deduct allowances for quarters, fuel, and light		19,965.00		19,965.00		19,815.00	
Cash payment, salaries and wages		145,620.00		145,620.00		142,500.00	
Miscellaneous and temporary labor, \$4 to \$1 per day		380.00		380.00		266.37	
<b>01 Total personal services</b>		<b>146,000.00</b>		<b>146,000.00</b>		<b>142,766.37</b>	
<b>Supplies and materials:</b>							
0210 Medical and hospital supplies		1,500.00		1,500.00		1,210.92	
0220 Scientific and educational supplies		4,000.00		4,000.00		3,952.50	
0230 Fuel		12,000.00		12,000.00		10,007.75	
0240 Wearing apparel and sewing supplies		30,000.00		30,000.00		29,680.56	
0250 Forage and other supplies for animals		3,000.00		3,000.00		3,178.55	
0260 Provisions		6,000.00		6,000.00		4,497.89	
0280 Sundry supplies		3,500.00		3,000.00		5,443.86	
<b>02 Total supplies</b>		<b>60,000.00</b>		<b>59,500.00</b>		<b>57,969.03</b>	
05 Telephone service		50.00		50.00		23.06	
06 Commercial transportation		1,200.00		1,200.00		1,307.14	
07 Transportation of things (service)		6,000.00		6,000.00		5,629.58	
11 Other rents						21.00	
12 Repairs and alterations		8,000.00		8,000.00		7,627.07	
13 Special and miscellaneous expenses		1,750.00		1,850.00		2,044.78	
22 Tuition		20,000.00		20,000.00		12,042.96	
<b>Equipment:</b>							
3000 Passenger-carrying vehicles		1,000.00				656.08	
3010 Furniture, furnishings, and fixtures		3,000.00		2,500.00		6,279.20	
3020 Educational, scientific, and recreational equipment		500.00		500.00		320.13	
3040 Livestock						2,785.00	
3050 Other equipment		2,500.00		1,900.00		3,778.37	
<b>30 Total equipment</b>		<b>7,000.00</b>		<b>4,900.00</b>		<b>13,798.78</b>	
<b>32 Other structures</b>						<b>3,501.24</b>	
<b>Reserve</b>				<b>2,500.00</b>			
<b>Total</b>		<b>250,000.00</b>		<b>250,000.00</b>		<b>246,431.04</b>	

*Estimates of appropriations required for the service of the fiscal year ending June 30, 1928—Continued*

General object (title of appropriation), date of acts, references to Statutes at Large, or to Revised Statutes, and estimated amount required for each detailed object	Total amount to be appropriated under each head of appropriation	Amount appropriated for the fiscal year ending June 30, 1927
<p><b>Public School Tuition, Confederated Utes, Utah (Tribal Funds)—</b>  For aid of the public schools in Uintah and Duchesne County school districts, Utah, \$6,000, to be paid from the tribal funds of the Confederated Bands of Ute Indians and to be expended under such rules and regulations as may be prescribed by the Secretary of the Interior: <i>Provided</i>, That Indian children shall at all times be admitted to such schools on an entire equality with white children (acts June 30, 1919, vol. 41, p. 27, sec. 21; May 10, 1926, vol. 44, p. 471).</p> <p>2240 Tuition: Expenditures—1928, \$6,000; 1927, \$6,000; 1926, \$6,000.</p>		
<p><b>Relieving Distress and Prevention, etc., of Diseases Among Indians—</b>  For the relief and care of destitute Indians not otherwise provided for, and for the prevention and treatment of tuberculosis, trachoma, smallpox, and other contagious and infectious diseases, <i>including traveling expenses of officers and employees</i> and transportation of patients to and from hospitals and sanatoria, [\$756,000] \$820,000, of which sum not less than \$20,000 shall be used for the employment of field or public health nurses: <i>Provided</i>, That this appropriation may be used also for general medical and surgical treatment of Indians, including the maintenance and operation of general hospitals, where no other funds are applicable or available for that purpose: <i>Provided further</i>, That not to exceed [\$3,000] \$2,000 of the amount herein appropriated may be used for circulars and pamphlets for use in preventing and suppressing trachoma: <i>Provided further</i>, That out of the appropriation herein authorized there shall be available for the maintenance of the sanatoria and hospitals hereinafter named, and for incidental and all other expenses for their proper conduct and management, including pay of employees, repairs, equipment, and improvements, not to exceed the following amounts:</p> <p>Arizona: Indian Oasis Hospital, <i>including not exceeding \$2,500 for ice plant</i>, [\$11,820] \$13,500; Navajo Sanatorium, [\$11,920] \$12,000; Phoenix Sanatorium, \$55,000; Pima Hospital, \$16,000; Truxton Canyon Camp Hospital, \$6,000;  California: Hoopa Valley Hospital, [\$12,020] \$12,000;  Idaho: Fort Lapwai Sanatorium, [\$56,000] \$60,000; Fort Hall Hospital, [\$12,000] \$10,000;  Iowa: Sac and Fox Sanatorium, \$50,000;  Mississippi: Choctaw Hospital, \$12,000;  Montana: Blackfeet Hospital, [\$17,760] \$17,500; Fort Peck Hospital, \$15,000;  Nebraska: Winnebago Hospital, [\$20,000] \$22,000;  Nevada: Carson Hospital, [\$14,060] \$14,000; Pyramid Lake Sanatorium, [\$25,000] \$24,000;  New Mexico: Jicarilla Hospital, \$11,000; Laguna Sanatorium, \$25,000; Mescalero Hospital, [\$12,360] \$12,000;  North Dakota: Turtle Mountain Hospital, \$11,000;  Oklahoma: Cheyenne and Arapahoe Hospital, \$11,000; Choctaw and Chickasaw Hospital, [\$46,000] \$40,000 [of which \$6,000 shall be available only for road construction within the reservation] Shawnee Sanatorium, [\$40,000] \$42,000, [for rebuilding and equipping the hay and horse barns at the Shawnee Sanatorium, Oklahoma, destroyed by fire, \$4,750, to be available until June 30, 1927; for constructing and equipping laundry building and bakery annex building at Shawnee Sanatorium, Oklahoma, \$6,000, to be available until June 30, 1927;]  South Dakota: Crow Creek Hospital, [\$9,000] \$7,500;  Washington: Spokane Hospital, [\$14,720] \$15,000;  <i>In all, hospitals specifically named, \$513,500;</i>  <i>Provided further</i>, That this appropriation shall be available for construction of hospitals and sanatoria, <i>including equipment</i>, as follows:  For [Choctaws in Mississippi, \$15,000] <i>Western Navajo Hospital, Arizona, \$30,000; Yakima Sanatorium, Washington, \$60,000; in all, \$90,000</i> (acts Mar. 3, 1885, vol. 23, p. 379, sec. 1; Apr. 4, 1910, vol. 36, p. 271, sec. 1; May 10, 1926, vol. 44, p. 471) -----</p>	\$820,000.00	\$756,000.00

GENERAL	Estimated expenditures, 1928 appropriation	Estimated expenditures, 1927 appropriation	Expended and obligated, 1926
Field service:			
Salaries and wages—			
Salary range, \$5,200 to \$6,000; average, \$5,600—			
Chief medical supervisor	Average— No. Salary	Average— No. Salary	Average— No. Salary
Salary range, \$3,800 to \$5,000; average, \$4,400—			
Medical director	1 \$4,000	1 \$4,000	1 4,000
Salary range, \$2,700 to \$3,300; average, \$3,000—			
Physicians	11 2,973	11 2,973	9½ 3,000
Salary range, \$2,100 to \$2,700; average, \$2,400—			
Physicians	3½ 2,400	3½ 2,400	3½ 2,400
Salary range, \$1,680 to \$2,040; average, \$1,860—			
Dentists	7 1,860	7 1,860	7 1,860

*Estimates of appropriations required for the service of the fiscal year ending June 30, 1928—Continued*

General object (title of appropriation), date of acts, references to Statutes at Large, or to Revised Statutes, and estimated amount required for each detailed object				Total amount to be appropriated under each head of appropriation	Amount appropriated for the fiscal year ending June 30, 1927	
Relieving Distress and Prevention, etc., of Diseases Among Indians—Continued						
		Estimated expenditures, 1928 appropriation	Estimated expenditures, 1927 appropriation	Expended and obligated, 1926		
GENERAL—continued						
Field service—Continued.						
Salaries and wages—Continued.						
Salary range, \$1,500 to \$1,860; average, \$1,680—		Average—	Average—	Average—		
Field nurses	No.	Salary	No.	Salary	No.	Salary
Nurses	10	\$1,692	10	\$1,692	13	\$1,500
Salary range, \$900 to \$1,140; average, \$1,020—	14	1,513	14	1,513		
Cook	1	1,020	1	1,020		
Salary range, \$600 to \$780; average, \$690—						
Assistant	1	660	1	660		
Ungraded:						
Physician	10½	680	10½	680	13½	682
Laborer	1	1,020	1	1,020		
Total average number of employees	66½		66½		48½	
Total salaries and wages, field service		110,260.00		110,260.00		86,754.03
Deduct allowances for quarters, fuel, and light		3,450.00		3,450.00		1,250.00
01 Total personal services, cash payment		106,810.00		106,810.00		85,504.03
Supplies and materials:						
0200 Stationery and office supplies		150.00		150.00		111.80
0210 Medical and hospital supplies		15,000.00		15,000.00		12,977.03
0220 Scientific and educational supplies		1,000.00		1,500.00		
0230 Fuel		3,000.00		3,000.00		1,639.18
0240 Wearing apparel and sewing supplies		1,000.00		1,000.00		933.12
0260 Provisions		43,000.00		42,000.00		40,437.17
0280 Sundry supplies		3,000.00		2,500.00		263.92
02 Total supplies and materials		66,150.00		65,150.00		56,362.22
05 Telephone service		75.00		75.00		60.92
Travel expenses:						
0600 Commercial transportation		22,000.00		22,000.00		20,274.10
0630 Per diem in lieu of subsistence		4,000.00		4,000.00		2,585.00
06 Total travel expenses		26,000.00		26,000.00		22,859.10
07 Transportation of things (service)		2,000.00		1,500.00		1,574.34
Printing, binding, photographing, etc.:						
0800 Printing and binding		2,000.00		3,000.00		111.27
0830 Photographing and blue prints						16.50
08 Total printing, binding, photographing, etc.		2,000.00		3,000.00		127.77
10 Furnishing of heat, light, power, water, and electricity (service)		150.00		150.00		127.87
Rents:						
1100 Rent of buildings and structures		650.00		650.00		625.50
1110 Other rents		50.00		50.00		30.00
11 Total rents		700.00		700.00		655.50
12 Repairs and alterations		3,500.00		3,000.00		1,067.60
13 Special and miscellaneous expenses		4,615.00		7,645.00		8,624.96
22 Burial expenses		1,500.00		1,500.00		760.08
Equipment:						
3000 Passenger-carrying vehicles		2,000.00				537.48
3010 Furniture, furnishings, and fixtures		6,000.00		3,000.00		901.60
3020 Educational, scientific, and recreational equipment		3,000.00				
3050 Other equipment		15,000.00		1,500.00		246.07
30 Total equipment		26,000.00		4,500.00		1,686.05
32 Other structures		67,000.00		15,000.00		
Outstanding obligations						320.78
Reserve				7,560.00		
Total		306,500.00		242,590.00		179,731.22
INDIAN OASIS HOSPITAL						
Field service:						
Salaries and wages—						
Salary range, \$1,500 to \$1,860; average, \$1,680—						
Nurse	1	1,680	1	1,660	1	1,680
Salary range, \$900 to \$1,140; average, \$1,020—						
Cook	1	1,020	1	1,020	1	1,020
Matron	1	1,020	1	1,020	1	1,020
Salary range, \$600 to \$780; average, \$690—						
Assistants	2	660	2	660	1½	660
Ungraded—						
Laborer	1	1,020	1	1,020	1	1,020
Total average number of employees	6		6		5½	
Total salaries and wages, field service		6,060.00		6,060.00		5,664.32
Deduct allowances for quarters, fuel, and light		660.00		660.00		630.00
Total personal services, cash payment		5,400.00		5,400.00		5,034.32

*Estimates of appropriations required for the service of the fiscal year ending June 30, 1928—Continued*

General object (title of appropriation), date of acts, references to Statutes at Large, or to Revised Statutes, and estimated amount required for each detailed object				Total amount to be appropriated under each head of appropriation	Amount appropriated for the fiscal year ending June 30, 1927
<i>Relieving Distress and Prevention, etc., of Diseases Among Indians—Continued.</i>					
<b>INDIAN OASIS HOSPITAL—continued</b>					
Supplies and materials:					
0210 Medical and hospital supplies.....	\$650.00	\$700.00	\$625.40		
0230 Fuel.....	600.00	600.00	544.48		
0240 Wearing apparel and sewing supplies.....	150.00	200.00	24.18		
0260 Provisions.....	3,000.00	3,000.00	2,832.92		
0280 Sundry supplies.....	100.00	300.00	221.31		
02 Total supplies and materials.....	4,500.00	4,800.00	4,248.29		
05 Telephone service.....			2.00		
06 Commercial transportation.....	200.00	200.00	130.78		
08 Photographing and blue prints.....			22.00		
12 Repairs and alterations.....	800.00	900.00	973.83		
13 Special and miscellaneous expenses.....		20.00	40.25		
Equipment:					
3010 Furniture, furnishings, and fixtures.....		200.00	475.80		
3050 Other equipment.....	100.00	300.00	864.81		
30 Total equipment.....	100.00	500.00	1,340.61		
32 Other structures.....	2,500.00				
Total.....	13,500.00	11,820.00	11,792.08		
<b>NAVAJO SANATORIUM</b>					
Field service:					
Salaries and wages—					
Salary range, \$1,500 to \$1,860; average, \$1,680—	Average—		Average—		Average—
Nurse.....	No.	Salary	No.	Salary	No.
1	1,680	1	1,680	1	1,680
Salary range, \$900 to \$1,140; average, \$1,020—					
Cook.....	1	1,020	1	1,020	1
Salary range, \$600 to \$780; average, \$690—					
Assistant.....	1	660	1	660	1
Ungraded—					
Laborer.....	1	1,020	1	1,020	1
Total average number of employees.....	4		4		4
Total salaries and wages, field service.....		4,380.00		4,380.00	
Deduct allowances for quarters, fuel, and light.....		480.00		480.00	
Cash payment, salaries and wages.....		3,900.00		3,900.00	
Miscellaneous and temporary labor, \$4 to \$1 per day.....		600.00		600.00	
01 Total personal services.....		4,500.00		4,500.00	
Supplies and materials:					
0210 Medical and hospital supplies.....	400.00	450.00	336.20		
0230 Fuel.....	600.00	600.00	1,041.01		
0240 Wearing apparel and sewing supplies.....	900.00	900.00	910.02		
0260 Provisions.....	3,000.00	3,000.00	2,548.01		
0280 Sundry supplies.....	300.00	420.00	369.97		
02 Total supplies and materials.....	5,200.00	5,370.00	5,203.21		
06 Commercial transportation.....	50.00	50.00	5.86		
07 Transportation of things (service).....	1,000.00	1,000.00	1,043.91		
12 Repairs and alterations.....	1,000.00	600.00	651.42		
Equipment:					
3010 Furniture, furnishings, and fixtures.....	100.00	200.00	330.00		
3050 Other equipment.....	150.00	200.00	29.75		
30 Total equipment.....	250.00	400.00	359.75		
Total.....	12,000.00	11,920.00	11,919.98		
<b>PHOENIX, EAST FARM SANATORIUM</b>					
Field service:					
Salaries and wages—					
Salary range, \$2,400 to \$3,000; average, \$2,700—					
Physician.....	1	2,700	1	2,700	1
Salary range, \$1,500 to \$1,860; average, \$1,680—					
Nurses.....	3	1,680	3	1,680	3
Salary range, \$1,320 to \$1,680; average, \$1,500—					
Engineer.....	1	1,500	1	1,500	1
Salary range, \$1,140 to \$1,500; average, \$1,320—					
Junior clerk.....	1	1,320	1	1,320	1
Gardener.....	1	1,320	1	1,320	1
Salary range, \$1,020 to \$1,260; average, \$1,140—					
Matron.....	1	1,140	1	1,140	1
Cook.....	1	1,140	1	1,140	1
Seamstress.....	1	1,080	1	1,080	1
Salary range, \$900 to \$1,140; average, \$1,020—					
Cook.....	1	1,020	1	1,020	1
Laundress.....	1	1,020	1	1,020	1

## Estimates of appropriations required for the service of the fiscal year ending June 30, 1928—Continued

General object (title of appropriation), date of acts, references to Statutes at Large, or to Revised Statutes, and estimated amount required for each detailed object				Total amount to be appropriated under each head of appropriation	Amount appropriated for the fiscal year ending June 30, 1927
<i>Relieving Distress and Prevention, etc., of Diseases Among Indians—Continued.</i>					
<b>PHOENIX, EAST FARM SANATORIUM—continued</b>					
Field service—Continued.					
Salaries and wages—Continued.					
Salary range, \$600 to \$780; average, \$690—					
Assistant.....	Average— No. 10	Average— Salary \$660	Average— No. 10	Average— Salary \$660	Average— No. 10
Ungraded—					
Laborers.....	2	1,080	2	1,080	2
Total average number of employees.....	24		24		24
Total salaries and wages, field service.....		26,040.00		26,040.00	
Deduct allowances for quarters, fuel, and light.....		2,820.00		2,820.00	
Cash payment, salaries and wages.....		23,220.00		23,220.00	
Miscellaneous and temporary labor, \$8 to \$1 per day.....		1,000.00		1,000.00	474.85
01 Total personal services.....		24,220.00		24,220.00	23,694.85
Supplies and materials:					
0210 Medical and hospital supplies.....		900.00		1,000.00	796.03
0220 Scientific and educational supplies.....		200.00		100.00	152.84
0230 Fuel.....		1,800.00		1,800.00	1,734.00
0240 Wearing apparel and sewing supplies.....		2,000.00		2,000.00	1,148.00
0260 Provisions.....		13,000.00		12,000.00	11,080.16
0280 Sundry supplies.....		3,000.00		2,800.00	1,394.17
02 Total supplies and materials.....		20,900.00		19,700.00	16,313.30
Communication service:					
0500 Telegraph service.....		10.00		10.00	9.71
0510 Telephone service.....		100.00		100.00	100.70
05 Total communication service.....		110.00		110.00	110.41
06 Commercial transportation.....		700.00		700.00	663.98
07 Transportation of things (service).....		550.00		500.00	307.45
10 Furnishing of heat, light, power, water, and electricity (service).....		1,600.00		1,600.00	1,512.00
12 Repairs and alterations.....		3,500.00		4,000.00	3,238.38
13 Special and miscellaneous expenses.....		320.00		370.00	263.47
22 Burial expenses.....		500.00		500.00	348.00
Equipment:					
3010 Furniture, furnishings, and fixtures.....		1,000.00		2,000.00	1,652.88
3020 Educational, scientific, and recreational.....				300.00	
3050 Other equipment.....		1,600.00		1,000.00	4,572.04
30 Total equipment.....		2,600.00		3,300.00	6,224.92
32 Other structures.....					4,623.24
Total.....		55,000.00		55,000.00	57,300.00
<b>PIMA HOSPITAL</b>					
Field service:					
Salaries and wages—					
Salary range, \$1,500 to \$1,860; average, \$1,680—					
Nurse.....	1	1,680	1	1,680	1
Salary range, \$900 to \$1,140; average, \$1,020—					
Matron.....	1	1,020	1	1,020	1
Cook.....	1	1,020	1	1,020	1
Ungraded—					
Laborer.....	1	1,020	1	1,020	1
Total average number of employees.....	4		4		4
Total salaries and wages, field service.....		4,740.00		4,740.00	
Deduct allowances for quarters, fuel, and light.....		540.00		540.00	
Cash payment, salaries and wages.....		4,200.00		4,200.00	
Miscellaneous and temporary labor, \$4 to \$1 per day.....		1,650.00		1,650.00	1,626.37
01 Total personal services.....		5,850.00		5,850.00	5,826.37
Supplies and materials:					
0210 Medical and hospital supplies.....		1,000.00		1,100.00	816.83
0230 Fuel.....		650.00		600.00	604.79
0240 Wearing apparel and sewing supplies.....		150.00		200.00	54.47
0280 Provisions.....		4,600.00		4,300.00	4,186.59
0290 Sundry supplies.....		350.00		400.00	304.51
02 Total supplies and materials.....		6,750.00		6,600.00	5,967.19
07 Transportation of things (service).....		250.00		250.00	207.62
08 Printing and binding.....					5.00
10 Furnishing of heat, light, power, water, and electricity (service).....		800.00		800.00	47.82
12 Repairs and alterations.....		2,000.00		2,000.00	1,795.17
13 Special and miscellaneous expenses.....		50.00			15.00

*Estimates of appropriations required for the service of the fiscal year ending June 30, 1928—Continued*

General object (title of appropriation), date of acts, references to Statutes at Large, or to Revised Statutes, and estimated amount required for each detailed object				Total amount to be appropriated under each head of appropriation	Amount appropriated for the fiscal year ending June 30, 1927
<i>Relieving Distress and Prevention, etc., of Diseases Among Indians—Continued.</i>					
	Estimated expenditures, 1928 appropriation	Estimated expenditures, 1927 appropriation	Expended and obligated, 1926		
<b>PIMA HOSPITAL—continued</b>					
Equipment:					
3010 Furniture, furnishings, and fixtures	\$200.00	\$300.00	\$578.02		
3020 Educational, scientific, and recreational equipment			113.15		
3050 Other equipment	100.00	200.00	21.80		
30 Total equipment	300.00	500.00	712.97		
Total	16,000.00	16,000.00	14,577.14		
<b>TRUXTON CANYON HOSPITAL</b>					
01 Net salaries and wages, field service (irregular)	2,000.00	2,000.00	2,538.75		
Supplies and materials:					
0210 Medical and hospital supplies	500.00	500.00	439.44		
0230 Fuel	350.00	350.00	242.34		
0240 Wearing apparel and sewing supplies	100.00	200.00	293.54		
0250 Forage and other supplies for animals			260.60		
0260 Provisions	1,000.00	1,000.00	707.07		
0280 Sundry supplies	300.00	200.00	96.80		
02 Total supplies and materials	2,250.00	2,250.00	2,039.79		
06 Commercial transportation	50.00	50.00	28.60		
07 Transportation of things (service)	50.00	50.00	10.00		
12 Repairs and alterations	900.00	1,000.00	552.91		
13 Special and miscellaneous expenses	50.00	50.00	5.00		
22 Burial expenses	300.00	200.00	212.51		
Equipment:					
3010 Furniture, furnishings, and fixtures	200.00	200.00	216.30		
3050 Other equipment	200.00	200.00			
30 Total equipment	400.00	400.00	216.30		
32 Other structures			396.14		
Total	6,000.00	6,000.00	6,000.00		
<b>HOOPA VALLEY HOSPITAL</b>					
Field service:					
Salaries and wages—					
Salary range, \$2,100 to \$2,700; average, \$2,400—	Average— No. 1½ Salary 2,400	Average— No. 1½ Salary 2,400	Average— No. 1½ Salary 2,400		
Physician					
Salary range, \$1,500 to \$1,860; average, \$1,680—					
Nurse	1 1,680	1 1,680	1 1,680		
Salary range, \$900 to \$1,140; average, \$1,020—					
Cook	1 1,020	1 1,020	1 1,020		
Salary range, \$780 to \$1,020; average, \$900—					
Laundress	1 900	1 900	1 900		
Ungraded—					
Laborers	2 960	2 960	1½ 960		
Total average number of employees	5½	5½	5½		
Total salaries and wages, field service	6,720.00	6,720.00	6,274.53		
Deduct allowances for quarters, fuel, and light	810.00	810.00	760.00		
01 Total personal services, cash payment, salaries and wages	5,910.00	5,910.00	5,514.53		
Supplies and materials:					
0210 Medical and hospital supplies	900.00	800.00	820.28		
0230 Fuel	650.00	650.00	523.02		
0240 Wearing apparel and sewing supplies	100.00	100.00	128.54		
0250 Forage and other supplies for animals	250.00	250.00	231.26		
0260 Provisions	1,800.00	1,800.00	1,666.62		
0280 Sundry supplies	100.00	100.00	382.04		
02 Total supplies and materials	3,800.00	3,700.00	3,751.76		
06 Commercial transportation	50.00	50.00	48.11		
07 Transportation of things (service)	500.00	500.00	400.82		
11 Rent of buildings and structures			26.50		
12 Repairs and alterations	1,300.00	1,500.00	1,627.55		
13 Special and miscellaneous expenses	40.00	60.00	8.25		
Equipment:					
3010 Furniture, furnishings, and fixtures	200.00	200.00	448.88		
3040 Livestock			80.00		
3050 Other equipment	200.00	100.00	113.60		
30 Total equipment	400.00	300.00	642.48		
Total	12,000.00	12,020.00	12,020.00		

*Estimates of appropriations required for the service of the fiscal year ending June 30, 1928—Continued*

General object (title of appropriation), date of acts, references to Statutes at Large, or to Revised Statutes, and estimated amount required for each detailed object		Total amount to be appropriated under each head of appropriation		Amount appropriated for the fiscal year ending June 30, 1927	
Relieving Distress and Prevention, etc., of Diseases Among Indians—Continued.					
	Estimated expenditures, 1928 appropriation	Estimated expenditures, 1927 appropriation	Expended and obligated, 1926		
FORT LAPWAI SANATORIUM					
Field service:					
Salaries and wages—	Average—	Average—	Average—		
Salary range, \$3,000 to \$3,600; average, \$3,300—	No. Salary	No. Salary	No.	Salary	
Superintendent.....	1 \$2,700	1 \$27,000	1	2,700	
Physician.....	1 2,400	1 2,400	1	2,400	
Assistant superintendent.....	1 2,400	1 2,400	1	2,400	
Salary range, \$1,500 to \$1,860; average, \$1,680—					
Nurses.....	2 1,680	2 1,680	2	1,680	
Salary range, \$1,320 to \$1,680; average, \$1,500—					
Assistant clerk.....	1 1,500	1 1,500	1	1,500	
Farmer.....	1 1,560	1 1,560	1	1,500	
Engineer.....	1 1,500	1 1,500	1	1,500	
Salary range, \$900 to \$1,140; average, \$1,020—					
Matrons.....	2 1,020	2 1,020	2	1,020	
Seamstress.....	1 1,020	1 1,020	1	1,020	
Cook.....	1 1,020	1 1,020	1	1,020	
Night watchman.....			1	1,020	
Salary range, \$780 to \$1,020; average, \$900—					
Laundress.....	1 960	1 960	1	960	
Assistant cook.....			1	840	
Assistant laundress.....	1 660	1 660	1	840	
Salary range, \$600 to \$780; average, \$690—					
Assistants.....	2 660	2 660	2	660	
Ungraded—					
Laborers.....	5 1,009	5 1,009	4	1,035	
Total average number of employees.....	20	20	20		
Total salaries and wages, field service.....	24,390.00	24,390.00		20,100.00	
Deduct allowances for quarters, fuel, and light.....	2,790.00	2,790.00		2,880.00	
Cash payment, salaries and wages.....	21,600.00	21,600.00		23,220.00	
Miscellaneous and temporary labor, \$4 to \$1 per day.....	1,400.00	1,400.00		368.57	
01 Total personal services.....	23,000.00	23,000.00		23,588.57	
Supplies and materials:					
0210 Medical and hospital supplies.....	800.00	600.00		519.30	
0220 Scientific and educational supplies.....	500.00	250.00		17.86	
0230 Stationery and office supplies.....				17.86	
0230 Fuel.....	3,500.00	3,000.00		2,781.05	
0240 Wearing apparel and sewing supplies.....	4,000.00	3,000.00		1,435.25	
0250 Forage and other supplies for animals.....	800.00	800.00		408.75	
0260 Provisions.....	10,000.00	8,000.00		5,312.97	
0280 Sundry supplies.....	3,400.00	2,500.00		1,514.92	
02 Total supplies and materials.....	23,000.00	18,150.00		11,960.10	
Communication service:					
0500 Telegraph service.....	10.00	10.00		9.30	
0510 Telephone service.....	90.00	90.00		80.75	
05 Total communication service.....	100.00	100.00		90.05	
Commercial transportation.....	1,000.00	900.00		791.20	
07 Transportation of things (service).....	300.00	125.00		112.62	
10 Furnishing of heat, light, power, water, and electricity (service).....	2,500.00	2,200.00		2,047.00	
12 Repairs and alterations.....	3,000.00	4,500.00		3,956.83	
13 Special and miscellaneous expenses.....	300.00	125.00		65.02	
22 Burial expenses.....	300.00	200.00		235.00	
Equipment:					
3010 Furniture, furnishings, and fixtures.....	2,500.00	3,000.00		1,827.79	
3020 Educational, scientific, and recreational equipment.....	500.00			257.84	
3040 Livestock.....		200.00		172.00	
3050 Other equipment.....	3,500.00	3,500.00		1,092.31	
30 Total equipment.....	6,500.00	6,700.00		3,349.94	
32 Other structures.....				94.65	
Total.....	60,000.00	56,000.00		46,310.94	
FORT HALL HOSPITAL					
Field service:					
Salaries and wages—					
Salary range, \$1,500 to \$1,860; average, \$1,680—					
Nurse.....	1 1,680	1 1,680			
Salary range, \$900 to \$1,140; average, \$1,020—					
Matron.....	1 1,020	1 1,020			
Salary range, \$780 to \$1,020; average, \$900—					
Cook.....	1 900	1 900			
Total average number of employees.....	3	3			
Total salaries and wages, field service.....	3,600	3,600			
Deduct allowances for quarters, fuel, and light.....	360.00	360.00			
Cash payment, salaries and wages.....	3,240	3,240			
Miscellaneous and temporary labor, \$4 to \$1 per day.....	260	260			
01 Total personal services.....	3,500	3,500			



*Estimates of appropriations required for the service of the fiscal year ending June 30, 1928—Continued*

General object (title of appropriation), date of acts, references to Statutes at Large, or to Revised Statutes, and estimated amount required for each detailed object				Total amount to be appropriated under each head of appropriation	Amount appropriated for the fiscal year ending June 30, 1927
<i>Relieving Distress and Prevention, etc., of Diseases Among Indians—Continued.</i>					
	Estimated expenditures, 1928 appropriation	Estimated expenditures, 1927 appropriation	Expended and obligated, 1926		
<b>FORT HALL HOSPITAL—continued</b>					
Supplies and materials:					
0210 Medical and hospital supplies.....	\$800	\$1,000			
0220 Scientific and educational supplies.....	300	500			
0230 Fuel.....	500	500			
0240 Wearing apparel and sewing supplies.....	200	200			
0260 Provisions.....	2,000	2,000			
0280 Sundry supplies.....	1,200	1,500			
02 Total supplies and materials.....	5,000	5,700			
07 Transportation of things (service).....	100	100			
13 Special and miscellaneous expenses.....	100	200			
Equipment:					
3010 Furniture, furnishings, and fixtures.....	800	1,000			
3050 Other equipment.....	500	1,500			
30 Total equipment.....	1,300	2,500			
Total.....	10,000	12,000			
<b>SAC AND FOX SANATORIUM</b>					
Field service:					
Salaries and wages—					
Salary range, \$3,300 to \$3,900; average, \$3,600—	Average—	Average—	Average—		
Superintendent and physician.....	No. $\frac{1}{2}$ Salary \$3,600	No. $\frac{1}{2}$ Salary \$3,600	No. $\frac{1}{2}$ Salary \$3,600		
Financial clerk.....	1 1,920	1 1,920	1 1,860		
Salary range, \$1,500 to \$1,860; average, \$1,680—					
Nurses.....	3 1,680	3 1,680	3 1,680		
Salary range, \$1,320 to \$1,680; average, \$1,500—					
Engineer.....	1 1,560	1 1,560	1 1,500		
Salary range, \$1,140 to \$1,500; average, \$1,320—					
General mechanic.....			1 1,380		
Farmer.....	$\frac{1}{4}$ 1,380	$\frac{1}{4}$ 1,380	1 1,380		
Carpenter.....	1 1,320	1 1,320			
Dairyman.....	1 1,380	1 1,380	1 1,380		
Junior clerk.....	$\frac{1}{4}$ 1,320	$\frac{1}{4}$ 1,320	$\frac{1}{4}$ 1,320		
Salary range, \$900 to \$1,140; average, \$1,020—					
Seamstress.....	1 1,020	1 1,020	1 1,020		
Cook.....	1 1,020	1 1,020	1 1,020		
Matrons.....	2 1,020	2 1,020	2 1,020		
Salary range, \$780 to \$1,020; average, \$900—					
Laundress.....	1 900	1 900	1 900		
Assistant cook.....			1 900		
Ungraded—					
Laborer.....	1 900	1 900			
Total average number of employees.....	14 $\frac{1}{4}$	14 $\frac{1}{4}$	15 $\frac{1}{4}$		
Total salaries and wages, field service.....	21,150.00	21,150.00	21,780.00		
Deduct allowances for quarters, fuel, and light.....	2,385.00	2,385.00	2,475.00		
Cash payment, salaries and wages.....	18,765.00	18,765.00	19,310.00		
Miscellaneous and temporary labor, \$4 to \$1 per day.....	1,000.00	1,000.00	905.89		
01 Total personal services.....	19,765.00	19,765.00	20,215.89		
Supplies and materials:					
0210 Medical and hospital supplies.....	1,000.00	800.00	645.15		
0220 Scientific and educational supplies.....	500.00	500.00	86.39		
0230 Fuel.....	2,000.00	2,100.00	1,551.61		
0240 Wearing apparel and sewing supplies.....	3,500.00	3,500.00	3,031.11		
0250 Forage and other supplies for animals.....	2,500.00	2,500.00	2,422.66		
0260 Provisions.....	7,600.00	7,500.00	6,740.30		
0280 Sundry supplies.....	1,800.00	1,800.00	1,337.15		
02 Total supplies and materials.....	18,900.00	18,700.00	15,814.37		
Communication service:					
0500 Telegraph service.....	50.00	50.00	33.44		
0510 Telephone service.....	200.00	200.00	199.71		
05 Total communication service.....	250.00	250.00	203.15		
06 Commercial transportation.....	900.00	900.00	865.52		
07 Transportation of things (service).....	900.00	900.00	916.87		
10 Furnishing of heat, light, power, water, and electricity (service).....	1,600.00	1,600.00	1,546.00		
11 Other rents.....	25.00	25.00	10.00		
12 Repairs and alterations.....	4,800.00	5,000.00	4,945.68		
13 Special and miscellaneous expenses.....	110.00	110.00	97.18		
22 Burial expenses.....	250.00	250.00	209.74		
Equipment:					
3010 Furniture, furnishings, and fixtures.....	1,800.00	1,600.00	1,615.02		
3020 Educational, scientific, and recreational equipment.....	200.00	200.00			
3040 Live stock.....		400.00	217.65		
3050 Other equipment.....	500.00	300.00	272.93		
30 Total equipment.....	2,500.00	2,500.00	2,105.60		
Total.....	50,000.00	50,000.00	46,930.00		

*Estimates of appropriations required for the service of the fiscal year ending June 30, 1928—Continued*

General object (title of appropriation), date of acts, references to Statutes at Large, or to Revised Statutes, and estimated amount required for each detailed object				Total amount to be appropriated under each head of appropriation	Amount appropriated for the fiscal year ending June 30, 1927
<i>Relieving Distress and Prevention, etc., of Diseases Among Indians—Continued.</i>					
<b>BLACKFEET HOSPITAL</b>					
Field service:					
Salaries and wages—					
Salary range, \$2,100 to \$2,700; average, \$2,400—					
Physician	Average— No. 1 1/2 Salary \$2,400	Average— No. 1 1/2 Salary \$2,400	Average— No. 1 1/2 Salary \$2,400		
Salary range, \$1,500 to \$1,860; average, \$1,680—					
Nurse	1 1,680	1 1,680	1 1,680		
Salary range, \$900 to \$1,140; average, \$1,020—					
Cook	1 1,020	1 1,020	1 1,020		
Salary range, \$780 to \$1,020; average, \$900—					
Laundress	1 900	1 900	1 900		
Assistant cook			1 900		
Assistant to nurse			1 900		
Ungraded: Laborer	3 960	3 960	1 1,080		
Total average number of employees	6 1/2	6 1/2	6 1/2		
Total salaries and wages, field service	7,680.00	7,680.00	7,680.00		
Deduct allowances for quarters, fuel, and light	930.00	930.00	930.00		
Cash payment, salaries and wages	6,750.00	6,750.00	6,750.00		
Miscellaneous and temporary labor, \$8 to \$1 per day	250.00	250.00	224.98		
01 Total personal services	7,000.00	7,000.00	6,974.98		
Supplies and materials:					
0210 Medical and hospital supplies	800.00	800.00	387.80		
0230 Fuel	1,200.00	1,200.00	553.83		
0240 Wearing apparel and sewing supplies	500.00	500.00	292.67		
0260 Provisions	4,500.00	4,500.00	3,693.46		
0280 Sundry supplies	400.00	500.00	186.90		
02 Total supplies and materials	7,400.00	7,500.00	5,114.66		
12 Repairs and alterations	2,000.00	1,975.00	1,651.41		
13 Special and miscellaneous expenses	100.00	85.00			
Equipment:					
3010 Furniture, furnishings, and fixtures	500.00	800.00	332.82		
3050 Other equipment	500.00	400.00	166.55		
30 Total equipment	1,000.00	1,200.00	499.37		
Outstanding obligations			3,375.60		
Total	17,500.00	17,760.00	17,602.02		
<b>FORT PECK HOSPITAL</b>					
Field service:					
Salaries and wages—					
Salary range, \$1,500 to \$1,860; average, \$1,680—					
Nurse	1 1,680	1 1,680			
Salary range, \$900 to \$1,140; average, \$1,020—					
Cook	1 1,020	1 1,020			
Salary range, \$780 to \$1,020; average, \$900—					
Laborer	1 900	1 900			
Laundress	1 900	1 900			
Salary range, \$600 to \$780; average, \$690—					
Assistant	1 690	1 690			
Ungraded—					
Laborer	1 1,020	1 1,020			
Total average number of employees	6	3			
Total salaries and wages, field service	6,210	3,105			
Deduct allowances for quarters, fuel, and light	720	360			
01 Total personal services, cash payment, salaries and wages	5,490	2,745			
Supplies and materials:					
0210 Medical and hospital supplies	1,000	1,200			
0220 Scientific and educational supplies	400	200			
0230 Fuel	350	250			
0240 Wearing apparel and sewing supplies	250	200			
0260 Provisions	3,000	2,000			
0280 Sundry supplies	560	800			
02 Total supplies and materials	5,560	4,650			
05 Telephone service	75	75			
06 Commercial transportation	200	100			
07 Transportation of things (service)	100	100			
12 Repairs and alterations	800	3,355			
13 Special and miscellaneous expenses	35	475			
Equipment:					
3010 Furniture, furnishings, and fixtures	1,000	1,500			
3020 Educational, scientific, and recreational equipment	500				
3050 Other equipment	1,300	2,000			
30 Total equipment	2,800	3,500			
32 Other structures			16,500		
Total	15,000	15,000	16,500		

*Estimates of appropriations required for the service of the fiscal year ending June 30, 1928—Continued*

General object (title of appropriation), date of acts, references to Statutes at Large, or to Revised Statutes, and estimated amount required for each detailed object	Total amount to be appropriated under each head of appropriation		Amount appropriated for the fiscal year ending June 30, 1927	
Relieving Distress and Prevention, etc., of Diseases Among Indians—Continued.				
	Estimated expenditures, 1928 appropriation	Estimated expenditures, 1927 appropriation	Expended and obligated, 1926	
WINNEBAGO HOSPITAL				
Field service:				
Salaries and wages—				
Salary range, \$2,100 to \$2,700; average, \$2,400—				
Physician.....	Average— No. 1 Salary \$2,400	Average— No. 1 Salary \$2,400	Average— No. 1 Salary \$2,400	
Salary range, \$1,500 to \$1,860; average, \$1,680—				
Nurse.....	1 1,680	1 1,680	1 1,680	
Salary range, \$1,320 to \$1,680; average, \$1,500—				
Assistant clerk.....	1 1,500	1 1,500	1 1,500	
Salary range, \$1,140 to \$1,500; average, \$1,320—				
Practical nurses.....	2 1,380	2 1,380	2 1,380	
Salary range, \$900 to \$1,140; average, \$1,020—				
Matron.....	1 1,020	1 1,020	1 1,020	
Cook.....	1 1,020	1 1,020	1 1,020	
Salary range, \$780 to \$1,020; average, \$900—				
Laundress.....	1 900	1 900	1 900	
Salary range, \$600 to \$780; average, \$690—				
Assistant cook.....			1 840	
Ungraded—				
Laborers.....	4 960	4 960	2 1,020	
Total average number of employees.....	11½	11½	11	
Total salaries and wages, field service.....	15,120.00	15,120.00	14,160.00	
Deduct allowances for quarters, fuel, and light.....	1,860.00	1,860.00	1,740.00	
Cash payment, salaries and wages.....	13,260.00	13,260.00	12,420.00	
Miscellaneous and temporary labor, \$4 to \$1 per day.....	240.00	120.00	250.21	
01 Total personal services.....	13,500.00	13,380.00	12,670.21	
Supplies and materials:				
0210 Medical and hospital supplies.....	1,400.00	1,100.00	1,589.10	
0220 Scientific and educational supplies.....			6.90	
0230 Fuel.....	600.00	600.00	566.53	
0240 Wearing apparel and sewing supplies.....	50.00	50.00	53.32	
0250 Forage and other supplies for animals.....	250.00	200.00	242.30	
0260 Provisions.....	2,200.00	1,700.00	2,066.76	
0280 Sundry supplies.....	500.00	500.00	689.03	
02 Total supplies and materials.....	5,000.00	4,150.00	5,213.94	
05 Telephone service.....	70.00	70.00	69.25	
06 Commercial transportation.....			8.22	
07 Transportation of things (service).....	350.00	300.00	325.81	
10 Furnishing of heat, light, power, water, and electricity (service).....	650.00	650.00	649.17	
12 Repairs and alterations.....	1,630.00	1,050.00	1,796.25	
Equipment:				
3010 Furniture, furnishings, and fixtures.....	300.00	200.00	742.06	
3040 Livestock.....			15.00	
3050 Other equipment.....	500.00	200.00	871.59	
30 Total equipment.....	800.00	400.00	1,628.65	
Total.....	22,000.00	20,000.00	22,361.50	
CARSON SANATORIUM				
Field service:				
Salaries and wages—				
Salary range, \$2,100 to \$2,700; average, \$2,400—				
Physician.....	1 2,400	1 2,400	1 2,400	
Salary range, \$1,500 to \$1,860; average, \$1,680—				
Nurse.....	1 1,680	1 1,680	1 1,680	
Salary range, \$900 to \$1,140; average, \$1,020—				
Cook.....	1 1,020	1 1,020	1 1,020	
Salary range, \$700 to \$780; average, \$690—				
Assistants.....	2 660	2 660	2 660	
Ungraded—				
Laborers.....	2 1,020	2 1,020	1½ 1,020	
Total average number of employees.....	6½	6½	6½	
Total salaries and wages, field service.....	7,660.00	7,660.00	7,575.00	
Deduct allowances for quarters, fuel, and light.....	960.00	960.00	950.00	
Cash payment, salaries and wages.....	6,700.00	6,700.00	6,625.00	
Deduct expenditures for personal services included in objects named below.....	1,100.00	1,100.00	1,090.64	
01 Total personal services.....	5,600.00	5,600.00	5,534.36	
Supplies and materials:				
0210 Medical and hospital supplies.....	425.00	400.00	386.74	
0230 Fuel.....	800.00	800.00	463.25	
0240 Wearing apparel and sewing supplies.....	500.00	600.00	312.81	
0250 Forage and other supplies for animals.....	100.00	100.00	58.75	
0260 Provisions.....	4,000.00	3,800.00	3,543.78	
0280 Sundry supplies.....	400.00	500.00	319.34	
02 Total supplies and materials.....	6,225.00	6,200.00	5,084.67	

*Estimates of appropriations required for the service of the fiscal year ending June 30, 1928—Continued*

General object (title of appropriation), date of acts, references to Statutes at Large, or to Revised Statutes, and estimated amount required for each detailed object				Total amount to be appropriated under each head of appropriation	Amount appropriated for the fiscal year ending June 30, 1927
<i>Relieving Distress and Prevention, etc., of Diseases Among Indians—Continued.</i>					
	Estimated expenditures, 1928 appropriation	Estimated expenditures, 1927 appropriation	Expended and obligated, 1926		
<b>CARSON SANATORIUM—continued</b>					
05 Telephone service.....	\$25.00	\$25.00	\$19.86		
06 Commercial transportation.....	150.00	150.00	127.16		
10 Furnishing of heat, light, power, water, and electricity (service).....	500.00	500.00	490.50		
12 Repairs and alterations.....	800.00	700.00	658.20		
13 Special and miscellaneous expenses.....	50.00	185.00	394.75		
22 Burial expenses.....	150.00	100.00	148.43		
Equipment:					
3010 Furniture, furnishings, and fixtures.....	200.00	200.00	206.99		
3050 Other equipment.....	100.00	200.00			
30 Total equipment.....	300.00	400.00	206.99		
Total.....	14,000.00	14,060.00	12,664.92		
<b>PYRAMID LAKE SANATORIUM</b>					
Field service:					
Salaries and wages—	Average—	Average—	Average—		
Salary range, \$2,400 to \$3,000; average, \$2,700—	No. Salary	No. Salary	No. Salary		
Physician.....	1 2,400	1 2,400	1 2,700		
Salary range, \$1,600 to \$1,860; average, \$1,680—					
Nurse.....	1 1,680	1 1,680	1 1,680		
Salary range, \$900 to \$1,140; average, \$1,020—					
Cook.....	1 1,020	1 1,020	★ 1,020		
Salary range, \$780 to \$1,020; average, \$900—					
Housekeeper.....			★ 900		
Assistant matron.....	1 900	1 900	★ 900		
Laundress.....	1 900	1 900	★ 900		
Salary range, \$600 to \$720; average, \$660—					
Assistant.....	1 660	1 660	★ 660		
Ungraded—					
Laborer.....	1 1,020	1 1,020	★ 1,020		
Total average number of employees.....	7	7	3★		
Total salaries and wages, field service.....	8,580.00	8,580.00	5,580.00		
Deduct allowances for quarters, fuel, and light.....	1,040.00	1,040.00	625.00		
Cash payment, salaries and wages.....	7,540.00	7,540.00	4,955.00		
Miscellaneous and temporary labor, \$4 to \$1 per day.....	1,000.00	500.00	2,659.58		
01 Total personal services.....	8,540.00	8,040.00	7,614.58		
Supplies and materials:					
0210 Medical and hospital supplies.....	2,300.00	2,500.00	14.00		
0220 Scientific and educational supplies.....	100.00	300.00			
0230 Fuel.....	1,000.00	1,000.00			
0240 Wearing apparel and sewing supplies.....	1,000.00	1,000.00	786.50		
0250 Forage and other supplies for animals.....	250.00	200.00			
0260 Provisions.....	3,800.00	3,500.00	1,092.86		
0280 Sundry supplies.....	1,000.00	2,500.00	137.51		
02 Total supplies and materials.....	9,450.00	11,000.00	2,030.87		
Communication service:					
0500 Telegraph service.....	50.00	50.00			
0510 Telephone service.....	100.00	100.00			
05 Total communication service.....	150.00	150.00			
06 Commercial transportation.....	150.00	150.00	22.63		
07 Transportation of things (service).....	500.00	600.00	302.72		
12 Repairs and alterations.....	2,800.00	3,000.00	2,714.62		
13 Special and miscellaneous expenses.....	310.00	160.00			
22 Burial expenses.....	300.00	300.00			
Equipment:					
3010 Furniture, furnishings, and fixtures.....	800.00	1,000.00	1,399.34		
3050 Other equipment.....	1,000.00	700.00	860.00		
30 Total equipment.....	1,800.00	1,700.00	2,259.34		
32 Other structures.....			11,745.78		
Total.....	24,000.00	25,000.00	26,690.54		

*Estimates of appropriations required for the service of the fiscal year ending June 30, 1928—Continued*

General object (title of appropriation), date of acts, references to Statutes at Large, or to Revised Statutes, and estimated amount required for each detailed object

Total amount to be appropriated under each head of appropriation

Amount appropriated for the fiscal year ending June 30, 1927

*Relieving Distress and Prevention, etc., of Diseases Among Indians—Continued.*

	Estimated expenditures, 1928 appropriation	Estimated expenditures, 1927 appropriation	Expended and obligated, 1926
<b>JICARILLA HOSPITAL</b>			
Field service:			
Salaries and wages—			
Salary range, \$1,500 to \$1,800; average, \$1,680—	<i>Average—</i>	<i>Average—</i>	<i>Average—</i>
Nurse	No. Salary	No. Salary	No. Salary
Salary range, \$900 to \$1,140; average, \$1,020—	1 1,680	1 1,680	1 1,680
Cook	1 1,020	1 1,020	1 1,020
Salary range, \$780 to \$1,020; average, \$900—			
Laborer	1 900	1 900	1 900
Laundress	1 900	1 900	1 900
Salary range, \$600 to \$780; average, \$660—			
Assistant	1 660	1 660	1 660
Ungraded—			
Laborer	1 1,020	1 1,020	1 1,020
Total average number of employees	6	6	5 1/2
Total salaries and wages, field service	6, 180.00	6, 180.00	5, 842.96
Deduct allowances for quarters, fuel, and light	720.00	720.00	680.00
01 Total personal services, cash payment	5, 460.00	5, 460.00	5, 162.96
Supplies and materials:			
0210 Medical and hospital supplies	800.00	800.00	502.94
0230 Fuel	425.00	425.00	346.01
0240 Wearing apparel and sewing supplies	100.00	100.00	90.65
0260 Provisions	2, 200.00	2, 200.00	1, 935.71
0280 Sundry supplies	100.00	115.00	89.73
02 Total supplies and materials	3, 625.00	3, 640.00	2, 965.04
06 Commercial transportation	50.00	50.00	9.96
07 Transportation of things (service)	160.00	150.00	158.17
10 Furnishing of heat, light, power, water, and electricity (service)	200.00	200.00	100.00
12 Repairs and alterations	1, 000.00	1, 000.00	1, 009.05
Equipment:			
3010 Furniture, furnishings, and fixtures	180.00	200.00	182.44
3050 Other equipment	325.00	300.00	500.00
30 Total equipment	505.00	500.00	682.44
Total	11, 000.00	11, 000.00	10, 087.62
<b>LAGUNA SANATORIUM</b>			
Field service:			
Salaries and wages—			
Salary range, \$2,400 to \$3,000; average, \$2,700—	<i>Average—</i>	<i>Average—</i>	<i>Average—</i>
Superintendent and physician	1 2, 700	1 2, 700	1 2, 700
Salary range, \$1,500 to \$1,800; average, \$1,680—			
Nurse	1 1, 680	1 1, 680	1 1, 680
Salary range, \$1,140 to \$1,500; average, \$1,320—			
Practical nurse	1 1, 380	1 1, 380	1 1, 380
Salary range, \$900 to \$1,140; average, \$1,020—			
Seamstress	1 1, 080	1 1, 080	1 1, 020
Cook	1 1, 020	1 1, 020	1 1, 020
Salary range, \$780 to \$1,020; average \$900—			
Laundress	1 900	1 900	1 900
Ungraded—			
Laborer	1 1, 080	1 1, 080	1 1, 020
Total average number of employees	6 1/2	6 1/2	6 1/2
Total salaries and wages, field service	8, 490	8, 490	8, 370
Deduct allowances for quarters, fuel, and light	990	990	990
Cash payment salaries and wages	7, 500	7, 500	7, 380
Miscellaneous and temporary labor \$4 to \$1 per day	1, 000	500	558
01 Total personal services	8, 500	8, 000	7, 938
Supplies and materials:			
0210 Medical and hospital supplies	1, 000.00	800.00	334.27
0220 Scientific and educational supplies	300.00	200.00	17.90
0230 Fuel	700.00	700.00	413.43
0240 Wearing apparel and sewing supplies	1, 000.00	600.00	615.28
0250 Forage and other supplies for animals	900.00	900.00	828.95
0260 Provisions	4, 500.00	4, 000.00	3, 681.56
0280 Sundry supplies	1, 000.00	800.00	797.64
02 Total supplies and materials	9, 400.00	8, 000.00	6, 688.93
05 Telegraph service			4.35
06 Commercial transportation	100.00	100.00	
07 Transportation of things (service)	300.00	300.00	187.58
08 Photographing and blue prints			5.00
10 Furnishing of heat, light, power, water, and electricity (service)	700.00	800.00	730.80
12 Repair and alterations	2, 500.00	2, 500.00	1, 932.40
13 Special and miscellaneous expenses	100.00	300.00	129.58

*Estimates of appropriations required for the service of the fiscal year ending June 30, 1928—Continued*

General object (title of appropriation), date of acts, references to Statutes at Large, or to Revised Statutes, and estimated amount required for each detailed object				Total amount to be appropriated under each head of appropriation	Amount appropriated for the fiscal year ending June 30, 1927
<b>Relieving Distress and Prevention, etc., of Diseases Among Indians—Continued.</b>					
	Estimated expenditures, 1928 appropriation	Estimated expenditures, 1927 appropriation	Expended and obligated, 1926		
<b>LAGUNA SANATORIUM—continued</b>					
Equipment:					
3010 Furniture, furnishings, and fixtures					
3020 Educational, scientific, and recreational equipment	\$800.00	\$1,000.00	\$460.08		
3040 Livestock	200.00	100.00	75.87		
3050 Other equipment	2,400.00	3,900.00			
20 Total equipment	3,400.00	5,000.00	535.95		
Other structures			1,537.88		
Total	25,000.00	25,000.00	19,690.47		
<b>MESCALERO HOSPITAL</b>					
Field service:					
Salaries and wages—					
Salary range, \$1,500 to \$1,860; average, \$1,680—	<i>Average—</i>	<i>Average—</i>	<i>Average—</i>		
Nurse	<i>No. 1</i>	<i>Salary \$1,680</i>	<i>No. 1</i>	<i>Salary \$1,680</i>	<i>No. 1</i>
Salary range, \$900 to \$1,140; average, \$1,020—					
Cook	1	1,020	1	1,020	1
Salary range, \$780 to \$1,020; average, \$900—					
Matron	1	900	1	900	
Salary range, \$600 to \$780; average, \$690—					
Assistants	2	660	2	660	2
Ungraded: Laborers	2	1,020	2	1,020	2
Total average number of employees	7		7		6
Total salaries and wages, field service	6,960.00	6,960.00	6,060.00		
Deduct allowances for quarters, fuel, and light	780.00	780.00	660.00		
Cash payment, salaries and wages	6,180.00	6,180.00	5,400.00		
Miscellaneous and temporary labor, \$4 to \$1 per day	100.00	100.00	29.79		
01 Total personal services	6,280.00	6,280.00	5,429.79		
Supplies and materials:					
0210 Medical and hospital supplies	700.00	700.00	737.28		
0220 Scientific and educational supplies			18.00		
0230 Fuel	900.00	900.00	971.80		
0240 Wearing apparel and sewing supplies	100.00	100.00	81.69		
0260 Provisions	2,000.00	2,000.00	1,167.30		
0280 Sundry supplies	100.00	200.00	153.49		
02 Total supplies and materials	3,800.00	3,900.00	3,129.56		
06 Commercial transportation	100.00	100.00	83.37		
07 Transportation of things (service)	700.00	700.00	752.14		
12 Repairs and alterations	850.00	1,000.00	1,107.46		
Equipment:					
3010 Furniture, furnishings, and fixtures	200.00	300.00	487.63		
3040 Livestock			18.00		
3050 Other equipment	70.00	80.00	50.76		
30 Total equipment	270.00	380.00	556.39		
Total	12,000.00	12,360.00	11,058.71		
<b>TURTLE MOUNTAIN HOSPITAL</b>					
Field service:					
Salaries and wages—					
Salary range, \$2,100 to \$2,700; average, \$2,400—	<i>★</i>	<i>★</i>	<i>★</i>		
Physician	2,400	2,400	2,400		
Salary range, \$1,500 to \$1,860; average, \$1,680—					
Nurse	1	1,680	1	1,680	1
Salary range, \$900 to \$1,140; average, \$1,020—					
Cook	1	1,020	1	1,020	1
Salary range, \$600 to \$780; average, \$690—					
Assistants	2	660	2	660	1
Total average number of employees	4 <sup>★</sup>	4 <sup>★</sup>	3 <sup>★</sup>		
Total salaries and wages, field service	5,220.00	5,220.00	4,560.00		
Deduct allowance for quarters, fuel, and light	570.00	570.00	510.00		
Cash payment, salaries and wages	4,650.00	4,650.00	4,050.00		
Miscellaneous and temporary labor, \$4 to \$1 per day			22.87		
01 Total personal services	4,650.00	4,650.00	4,072.87		
Supplies and materials:					
0210 Medical and hospital supplies	450.00	450.00	434.08		
0220 Fuel	1,400.00	1,350.00	1,280.13		
0240 Wearing apparel and sewing supplies	125.00	150.00	119.06		
0260 Provisions	3,000.00	2,700.00	3,152.06		
0280 Sundry supplies	125.00		276.19		
02 Total supplies and materials	5,100.00	4,650.00	5,262.42		
07 Transportation of things (service)	400.00	400.00	460.81		
12 Repairs and alterations	600.00	800.00	868.31		
13 Special and miscellaneous expenses		100.00	430.65		

*Estimates of appropriations required for the service of the fiscal year ending June 30, 1928—Continued*

General object (title of appropriation), date of acts, references to Statutes at Large, or to Revised Statutes, and estimated amount required for each detailed object

Total amount to be appropriated under each head of appropriation

Amount appropriated for the fiscal year ending June 30, 1927

*Relieving Distress and Prevention, etc., of Diseases Among Indians—Continued.*

	Estimated expenditures, 1928 appropriation	Estimated expenditures, 1927 appropriation	Expended and obligated, 1926
<b>TURTLE MOUNTAIN HOSPITAL—continued</b>			
Equipment:			
3010 Furniture, furnishings, and fixtures.....	\$150.00	\$250.00	\$312.74
3050 Other equipment.....	100.00	150.00	82.35
30 Total equipment.....	250.00	400.00	395.09
Total.....	11,000.00	11,000.00	11,490.15
<b>CHEYENNE AND ARAPAHO HOSPITAL</b>			
<b>Field service:</b>			
Salaries and wages—	<i>Average—</i>	<i>Average—</i>	<i>Average—</i>
Salary range, \$1,500 to \$1,680; average, \$1,680—	No. 2 Salary \$1,680	No. 2 Salary \$1,680	No. 2 Salary \$1,680
Nurses.....	1 960	1 960	1 960
Cook.....	1 660	1 660	1 660
Salary range, \$600 to \$780; average, \$690—			
Assistant.....	1 1,020	1 1,020	1 1,020
Ungraded—			
Laborer.....	5 6,000.00	5 6,000.00	5 6,000.00
Total average number of employees.....	660.00	660.00	660.00
Total salaries and wages, field service.....	5,340.00	5,340.00	5,340.00
Deduct allowances for quarters, fuel, and light.....	200.00	200.00	328.59
Cash payment, salaries and wages.....	5,540.00	5,540.00	5,668.59
Miscellaneous and temporary labor, \$4 to \$1 per day.....			
01 Total personal services.....	5,540.00	5,540.00	5,668.59
Supplies and materials:			
0210 Medical and hospital supplies.....	560.00	560.00	546.21
0230 Fuel.....	500.00	500.00	454.53
0240 Wearing apparel and sewing supplies.....	200.00	200.00	220.41
0260 Provisions.....	2,100.00	2,100.00	2,524.46
0280 Sundry supplies.....	100.00	100.00	201.03
02 Total supplies and materials.....	3,460.00	3,460.00	3,946.64
06 Commercial transportation.....	100.00	100.00	
10 Furnishing of heat, light, power, water, and electricity (service).....	275.00	275.00	266.89
12 Repairs and alterations.....	1,175.00	1,175.00	1,406.17
Equipment:			
3010 Furniture, furnishings, and fixtures.....	150.00	150.00	152.65
3040 Livestock.....			39.50
3050 Other equipment.....	300.00	300.00	700.00
30 Total equipment.....	450.00	450.00	892.15
Total.....	11,000.00	11,000.00	12,180.44
<b>CHOCTAW-CHICKASAW SANATORIUM</b>			
<b>Field service:</b>			
Salaries and wages—			
Salary range, \$2,400 to \$3,000; average, \$2,700—			
Superintendent and physician.....	1 2,700	1 2,700	1 2,700
Salary range, \$1,500 to \$1,680; average, \$1,680—			
Nurse.....	1 1,680	1 1,680	1 1,680
Salary range, \$1,320 to \$1,680; average, \$1,500—			
Engineer.....	1 1,500	1 1,500	1 1,500
Salary range, \$1,140 to \$1,500; average, \$1,320—			
Financial clerk.....	1 1,320	1 1,320	1 1,320
Nurse (practical).....	1 1,380	1 1,380	1 1,380
Matron.....	1 1,380	1 1,380	1 1,380
Salary range, \$900 to \$1,140; average, \$1,020—			
Cook.....	1 1,080	1 1,080	1 1,080
Salary range, \$780 to \$1,020; average, \$900—			
Laundress.....	1 900	1 900	1 900
Salary range, \$600 to \$780; average, \$690—			
Assistants.....	3 720	3 720	2½ 660
Ungraded—			
Laborers.....	4 1,005	4 1,005	3 1,040
Physician.....	1 720	1 720	1 720
Total average number of employees.....	16 18,840.00	16 18,840.00	14½ 17,410.94
Total salaries and wages, field service.....	2,100.00	2,100.00	1,950.00
Deduct allowances for quarters, fuel, and light.....			
01 Total personal services, cash payment.....	16,740.00	16,740.00	15,460.94
Supplies and materials:			
0210 Medical and hospital supplies.....	800.00	800.00	601.98
0220 Scientific and educational supplies.....	200.00	200.00	36.84
0230 Fuel.....	2,500.00	2,500.00	2,176.95
0240 Wearing apparel and sewing supplies.....	500.00	500.00	358.60
0250 Forage and other supplies for animals.....	1,800.00	1,800.00	1,374.05
0260 Provisions.....	6,500.00	6,000.00	5,222.58
0280 Sundry supplies.....	2,100.00	2,500.00	502.56
02 Total supplies and materials.....	14,200.00	14,300.00	10,273.56

*Estimates of appropriations required for the service of the fiscal year ending June 30, 1928—Continued*

General object (title of appropriation), date of acts, references to Statutes at Large, or to Revised Statutes, and estimated amount required for each detailed object				Total amount to be appropriated under each head of appropriation	Amount appropriated for the fiscal year ending June 30, 1927
<b>Relieving Distress and Prevention, etc., of Diseases Among Indians—Continued.</b>					
<b>CROCTAW-CHICKASAW SANATORIUM—continued</b>					
Communication service:					
0510 Telephone service.....	\$100.00	\$100.00	\$100.00		
0520 Other communication service.....	10.00	10.00	2.40		
05 Total communication service.....	110.00	110.00	102.40		
06 Commercial transportation.....	350.00	350.00	245.		
07 Transportation of things (service).....	800.00	700.00	727.		
11 Other rents.....	450.00	450.00	430.		
12 Repairs and alterations.....	4,800.00	5,000.00	2,068.		
13 Special and miscellaneous expenses.....	350.00	150.00	4.		
Equipment:					
3000 Passenger-carrying vehicles.....			419.		
3010 Furniture, furnishings, and fixtures.....	1,000.00	1,000.00	1,030.		
3020 Educational, scientific, and recreational equipment.....	200.00				
3040 Livestock.....		200.00	79.95		
3060 Other equipment.....	1,000.00	1,000.00	180.54		
30 Total equipment.....	2,200.00	2,200.00	1,710.93		
Structures and parts and nonstructural improvements to land:					
3210 Other structures.....			773.70		
3220 Nonstructural improvements.....		6,000.00			
32 Total structures and parts, etc.....		6,000.00	773.70		
Total.....	40,000.00	46,000.00	31,837.38		
<b>SHAWNEE SANATORIUM</b>					
Field service:					
Salaries and wages—					
Salary range, \$2,100 to \$2,700; average, \$2,400—	<i>Average—</i>	<i>Average—</i>	<i>Average—</i>		
Physician.....	No. 1 Salary \$2,400	No. 1 Salary \$2,400	No. 1 Salary \$2,400		
Salary range, \$1,500 to \$1,800; average, \$1,680—					
Nurse.....	1 1,680	1 1,680	1 1,680		
Salary range, \$1,140 to \$1,500; average, \$1,320—					
General mechanic.....	1 1,380	1 1,380	1 1,380		
Farmer.....	1 1,380	1 1,380	1 1,380		
Salary range, \$900 to \$1,140; average, \$1,020—					
Matron (head).....	1 1,080	1 1,080	1 1,080		
Matron.....	1 1,020	1 1,020	1 1,020		
Cook.....	1 1,020	1 1,020	1 1,020		
Salary range, \$600 to \$780; average, \$690—					
Assistants.....	3 660	3 660	3 660		
Ungraded—					
Laborer.....	1 1,020	1 1,020	1 1,020		
Laborer.....	1 780	1 780	1 660		
Total average number of employees.....	12	12	12		
Total salaries and wages, field service.....	13,740.00	13,740.00	13,620.00		
Deduct allowances for quarters, fuel, and light.....	1,680.00	1,560.00	1,560.00		
Cash payment, salaries and wages.....	12,180.00	12,180.00	12,060.00		
Miscellaneous and temporary labor, \$4 to \$1 per day.....	2,500.00	2,500.00	4,935.05		
01 Total personal services.....	14,680.00	14,680.00	16,995.05		
Supplies and materials:					
0210 Medical and hospital supplies.....	1,000.00	700.00	556.44		
0220 Scientific and educational supplies.....	250.00	250.00			
0230 Fuel.....	1,500.00	1,200.00	1,020.39		
0240 Wearing apparel and sewing supplies.....	500.00	450.00	189.50		
0250 Forage and other supplies for animals.....	500.00	500.00	456.99		
0260 Provisions.....	6,000.00	5,000.00	4,882.84		
0280 Sundry supplies.....	1,000.00	800.00	545.97		
02 Total supplies and materials.....	10,750.00	8,900.00	7,652.13		
06 Commercial transportation.....	250.00	250.00	4.20		
07 Transportation of things (service).....	250.00	150.00	99.80		
10 Furnishing of heat, light, power, water, and electricity (service).....	1,200.00	1,200.00	1,136.74		
11 Other rents.....	150.00	150.00	141.74		
12 Repairs and alterations.....	10,200.00	11,000.00	3,599.08		
13 Special and miscellaneous expenses.....	270.00	620.00	1,871.66		
22 Burial expenses.....	250.00	250.00	199.24		
Equipment:					
3010 Furniture, furnishings, and fixtures.....	1,500.00	800.00	1,263.57		
3060 Other equipment.....	2,500.00	4,000.00	2,364.08		
30 Total equipment.....	4,000.00	4,800.00	3,627.65		
32 Other structures.....		8,750.00	3,133.74		
Total.....	42,000.00	50,750.00	38,461.03		



*Estimates of appropriations required for the service of the fiscal year ending June 30, 1928—Continued*

General object (title of appropriation), date of acts, references to Statutes at Large, or to Revised Statutes, and estimated amount required for each detailed object				Total amount to be appropriated under each head of appropriation	Amount appropriated for the fiscal year ending June 30, 1927
<i>Relieving Distress and Prevention, etc., of Diseases Among Indians—Continued.</i>					
	Estimated expenditures, 1928 appropriation	Estimated expenditures, 1927 appropriation	Expended and obligated, 1926		
<b>CROW CREEK HOSPITAL</b>					
Field service:					
Salary and wages—					
Salary range, \$2,100 to \$2,700; average, \$2,400—					
Physician.....	Average— No.    Salary 1       2,400	Average— No.    Salary 1       2,400	Average— No.    Salary 1       2,400		
Salary range, \$1,500 to \$1,860; average, \$1,680—					
Nurse.....	1       1,680	1       1,680	1       1,680		
Salary range, \$780 to \$1,020; average, \$900—					
Cook.....	1       900	1       900	1       900		
Salary range, \$600 to \$780; average, \$690—					
Assistant.....	1       720	1       720	1       720		
Ungraded—					
Laborer.....	1       1,020	1       1,020	1       1,020		
Total average number of employees.....	4½	4½	4½		
Total salaries and wages, field service.....	5,520.00	5,520.00	5,520.00		
Deduct allowances for quarters, fuel, and light.....	630.00	630.00	630.00		
Cash payment, salaries and wages.....	4,890.00	4,890.00	4,890.00		
Deduct expenditures for personal services included in objects named below.....	650.00	650.00	657.75		
01 Total personal services.....	4,240.00	4,240.00	4,232.25		
Supplies and materials:					
0210 Medical and hospital supplies.....	500.00	800.00	750.13		
0230 Fuel.....	600.00	800.00	541.50		
0240 Wearing apparel and sewing supplies.....		50.00	38.63		
0250 Forage and other supplies for animals.....	100.00	200.00	141.50		
0260 Provisions.....	1,500.00	2,000.00	1,615.94		
0280 Sundry supplies.....			58.39		
02 Total supplies and materials.....	2,700.00	3,850.00	3,144.09		
06 Commercial transportation.....	50.00	50.00	21.75		
07 Transportation of things (service).....		50.00	2.76		
12 Repairs and alterations.....	400.00	650.00	780.44		
Equipment:					
3010 Furniture, furnishings, and fixtures.....		100.00	174.59		
3020 Educational, scientific, and recreational equipment.....			23.41		
3050 Other equipment.....	110.00	60.00			
30 Total equipment.....	110.00	160.00	198.00		
Total.....	7,500.00	9,000.00	8,379.29		
<b>SPOKANE HOSPITAL</b>					
Field service:					
Salary and wages—					
Salary range, \$2,100 to \$2,700; average, \$2,400—					
Physician.....	1       2,400	1       2,400	1       2,400		
Salary range, \$1,500 to \$1,860; average, \$1,680—					
Nurses.....	2       1,680	2       1,680	1       1,680		
Salary range, \$900 to \$1,140; average, \$1,020—					
Cook.....	1       1,020	1       1,020	1       1,020		
Seamstress.....	1       1,020	1       1,020	1       1,020		
Salary range, \$750 to \$1,020; average, \$900—					
Laundress.....	1       900	1       900	1       900		
Ungraded—					
Laborers.....	2       1,080	2       1,080	1½       1,080		
Total average number of employees.....	8	8	6½		
Total salaries and wages, field service.....	10,860.00	10,860.00	9,010.00		
Deduct allowances for quarters, fuel, and light.....	1,260.00	1,260.00	1,060.00		
Cash payment, salaries and wages.....	9,600.00	9,600.00	7,950.00		
Miscellaneous and temporary labor, \$4 to \$1 per day.....			12.63		
01 Total personal services.....	9,600.00	9,600.00	7,962.63		
Supplies and materials:					
0210 Medical and hospital supplies.....	250.00	250.00	150.41		
0230 Fuel.....	1,500.00	1,500.00	1,095.06		
0240 Wearing apparel and sewing supplies.....	50.00		40.30		
0250 Forage and other supplies for animals.....	350.00	300.00	360.00		
0260 Provisions.....	1,800.00	1,800.00	1,670.16		
0280 Sundry supplies.....	200.00	200.00	204.07		
02 Total supplies and materials.....	4,150.00	4,050.00	4,120.00		
Communication service:					
0500 Telegraph service.....			3.10		
0510 Telephone service.....	25.00	25.00	24.40		
05 Total communication service.....	25.00	25.00	27.50		
06 Commercial transportation.....	50.00	50.00	25.00		
07 Transportation of things (service).....	200.00	200.00	212.65		
12 Repairs and alterations.....	500.00	400.00	261.93		
Equipment:					
3010 Furniture, furnishings, and fixtures.....	250.00	200.00	208.47		
3050 Other equipment.....	225.00	195.00	133.25		
30 Total equipment.....	475.00	395.00	341.72		
Total.....	15,000.00	14,730.00	12,951.43		

*Estimates of appropriations required for the service of the fiscal year ending June 30, 1928—Continued*

General object (title of appropriation), date of acts, references to Statutes at Large, or to Revised Statutes, and estimated amount required for each detailed object	Total amount to be appropriated under each head of appropriation	Amount appropriated for the fiscal year ending June 30, 1927
<p><i>Asylum for Insane Indians, Canton, S. Dak.—</i> For the equipment and maintenance of the asylum for insane Indians at Canton, South Dakota, for incidental and all other expenses necessary for its proper conduct and management, including pay of employees, repairs, improvements, and for necessary expense of transporting insane Indians to and from said asylum, [including the purchase of approximately 230 acres of land, \$75,000] \$40,000 (acts Mar. 1, 1899, vol. 30, p. 941, sec. 1; May 31, 1900, vol. 31, p. 239, sec. 1; May 10, 1926, vol. 44, p. 472)</p>	\$40,000.00	\$75,000.00

*Estimates of appropriations required for the service of the fiscal year ending June 30, 1928—Continued*

General object (title of appropriation), date of acts, references to Statutes at Large, or to Revised Statutes, and estimated amount required for each detailed object	Total amount to be appropriated under each head of appropriation			Amount appropriated for the fiscal year ending June 30, 1927
<b>Support and Civilization of Indians—</b>				
For general support and civilization of Indians, including pay of employees, \$850,000; \$865,000: <i>Provided</i> , That a report shall be made to Congress on the first Monday of December [1927] 1928, by the Superintendent for the Five Civilized Tribes through the Secretary of the Interior, showing in detail the expenditure of all moneys from this appropriation on behalf of the said Five Civilized Tribes ( <i>act May 10, 1926, vol. 44, p. 472</i> )				
	\$865,000.00			\$850,000.00
	Estimated expenditures, 1928 appropriation	Estimated expenditures, 1927 appropriation	Expended and obligated, 1926	
<b>Field service:</b>				
<b>Salaries and wages—</b>	<i>Average—</i>	<i>Average—</i>	<i>Average—</i>	
Salary range, \$6,000 to \$7,500; average, \$6,750—	No. 1 Salary \$6,000	No. 1 Salary \$6,000	No. 1 Salary \$6,000	
Special commissioner to negotiate with Indians	1 5,200	1 5,200	1 5,200	
Salary range, \$5,200 to \$6,000; average, \$5,600—				
Superintendent	1 3,450	1 3,300	1 3,466	
Salary range, \$3,300 to \$3,900; average, \$3,600—				
Superintendents	1 3,300	1 3,300	1 3,300	
Cashier	1 3,300	1 3,300	1 3,300	
Oil inspector	1 3,300	1 3,300	1 3,300	
Financial clerk	1 3,300	1 3,300	1 3,300	
Salary range, \$3,000 to \$3,600; average, \$3,300—				
Supervising field clerk	1 3,000	1 3,000	1 3,000	
Salary range, \$2,700 to \$3,300; average, \$3,000—				
Superintendent	1 2,700	1 2,700	1 2,700	
Salary range, \$2,400 to \$3,000; average, \$2,700—				
Superintendent	2 2,700	2 2,700	2 2,700	
Principal clerks	11 2,400	10 2,400	8 2,400	
Salary range, \$2,100 to \$2,700; average, \$2,400—				
Physicians	1 2,685	1 2,685	1 2,685	
Superintendents and physicians	1 2,400	1 2,400	1 2,400	
Supervisor of Indian employment	1 2,400	1 2,400	1 2,400	
Assistant superintendent	1 2,400	1 2,400	2 2,400	
Superintendents	1 2,300	1 2,300	1 2,300	
Special commissioner to negotiate with Indians	10 2,133	10 2,133	12 2,132	
Salary range, \$1,800 to \$2,400; average, \$2,100—				
Principal clerks	17 2,100	16 2,100	20 2,100	
Physicians	1 2,100	1 2,100	1 2,100	
Superintendent	2 2,100	1 2,100	1 2,100	
Special officers	1 2,100	1 2,100	3 2,100	
Financial clerk	1 2,100	1 2,100	1 2,100	
Field clerks	22 1,920	22 1,920	25 1,907	
Day-school inspector	3 2,016	3 2,016	1 1,988	
Salary range, \$1,680 to \$2,040; average, \$1,860—				
Senior clerks	2 1,860	2 1,860	2 1,860	
Clerks	1 1,860	1 1,860	1 1,860	
Stationary engineer	1 1,860	1 1,860	1 1,860	
Assistant clerks	1 1,860	1 1,860	1 1,860	
General mechanics	1 1,860	1 1,860	1 1,860	
Principal clerk	1 1,860	1 1,860	1 1,860	
Superintendent of livestock	8 1,860	8 1,860	6 1,860	
Private secretary	3 1,860	3 1,860	3 1,860	
Field clerks	1 1,860	1 1,860	1 1,860	
Appraisers	19 1,680	17 1,680	18 1,680	
Interpreter	9 1,680	7 1,680	7 1,680	
Salary range, \$1,500 to \$1,860; average, \$1,680—				
Clerks	4 1,707	4 1,707	2 1,680	
Nurses	1 1,680	1 1,680	1 1,680	
Financial clerks	1 1,680	1 1,680	1 1,680	
Junior clerk	1 1,680	1 1,680	1 1,680	
Miller	4 1,695	4 1,695	4 1,695	
Chief clerk	1 1,620	1 1,620	1 1,620	
Assistant clerks	1 1,620	1 1,620	1 1,620	
Salary range, \$1,320 to \$1,680; average, \$1,500—				
Farmer	36 1,509	35 1,509	30 1,506	
Assistant clerks	1 1,620	1 1,620	1 1,620	
Blacksmith	3 1,640	3 1,640	3 1,620	
Carpenters	2 1,560	1 1,620	3 1,530	
Millers	8 1,514	8 1,514	10 1,533	
Superintendent of livestock	5 1,524	5 1,524	5 1,520	
Financial clerks	2 1,560	2 1,560	2 1,560	
Junior clerks	5 1,548	5 1,548	5 1,548	
Assistant field clerks	1 1,680	1 1,680	1 1,680	
Appraisers	1 1,500	1 1,500	2 1,500	
Property clerk	4 1,500	4 1,500	5 1,500	
Sawyer	2 1,500	2 1,500	2 1,500	
Engineers	1 1,440	1 1,440	1 1,440	
Stockmen	30 1,348	26 1,350	24 1,345	
General mechanic	2 1,350	2 1,350	2 1,350	
Salary range, \$1,140 to \$1,500; average, \$1,320—				
Junior clerks	1 1,320	1 1,320	1 1,320	
Interpreters	7 1,406	7 1,406	6 1,380	
Assistant field clerk	12 1,384	8 1,387	9 1,387	
General mechanics	2 1,380	1 1,380	2 1,380	
Farmers	4 1,335	4 1,335	3 1,280	
Matrons	9 1,353	9 1,353	9 1,333	
Stockmen	4 1,350	4 1,350	7 1,320	
Carpenters	4 1,320	4 1,320	4 1,320	
Financial clerks	1 1,380	1 1,370	1 1,320	
Assistant engineers	3 1,240	3 1,240	6 1,200	
Assistant clerk	9 1,160	9 1,160	9 1,180	
Female industrial teacher	5 1,164	5 1,164	4 1,170	
Salary range, \$1,020 to \$1,260; average, \$1,140—				
Blacksmiths	1 1,020	1 1,020	1 1,020	
Underclerks				
Interpreters				
Matron				

## Estimates of appropriations required for the service of the fiscal year ending June 30, 1928—Continued

General object (title of appropriation), date of acts, references to Statutes at Large, or to Revised Statutes, and estimated amount required for each detailed object				Total amount to be appropriated under each head of appropriation	Amount appropriated for the fiscal year ending June 30, 1927
<b>Support and Civilization of Indians—Continued.</b>					
	Estimated expenditures, 1928 appropriation	Estimated expenditures, 1927 appropriation	Expended and obligated, 1926		
Field service—Continued.					
Salaries and wages—Continued.					
Salary range, \$900 to \$1,140; average, \$1,020—	Average—	Average—	Average—		
Assistant blacksmith.....	No. Salary	No. Salary	No. Salary		
Cooks.....	4 \$1,060	3 \$1,060	1 \$1,060		
Seamstress.....	1 1,020	1 1,020	1 1,020		
Salary range, \$780 to \$1,020; average, \$900—					
Laundresses.....	2 900	2 900	2 900		
Assistant stockman.....			1 900		
Janitors.....			4 900		
Messenger.....	1 900	1 900	1 900		
Salary range, \$600 to \$780; average, \$690—					
Interpreters.....	6 660	6 660	7 660		
Line riders.....	2 660	2 660	2 660		
Salary range, \$420 to \$600; average, \$510—					
Assistants.....	1 540	1 540	1 540		
Ungraded—					
Physicians.....	11 $\frac{1}{2}$ 639	11 $\frac{1}{2}$ 639	14 $\frac{1}{2}$ 607		
Laborers.....	78 985	67 987	63 $\frac{1}{2}$ 987		
Teamster.....			1 1,020		
Stablemen.....			2 1,020		
Ferryman.....			1 660		
Total average number of employees.....	417	381 $\frac{1}{2}$	409 $\frac{1}{2}$		
Total salaries and wages, field service.....	631,745.00	580,315.00	616,205.00		
Deduct allowances for quarters, fuel, and light.....	49,920.00	43,810.00	47,150.00		
Cash payment, salaries and wages.....	581,825.00	536,505.00	569,055.00		
The difference between 1928 and 1927 is due to transfer of 36 $\frac{1}{2}$ employees from tribal fund appropriation to gratuity appropriation, \$48,320.					
Miscellaneous and temporary labor, \$4 to \$1 per day.....	2,500.00	1,500.00	1,693.08		
01 Total personal services.....	584,325.00	538,005.00	570,748.08		
Supplies and materials:					
0200 Stationery and office supplies.....	1,500.00	1,500.00	3,311.05		
0210 Medical and hospital supplies.....	15,500.00	15,000.00	13,640.04		
0220 Scientific and educational supplies.....	200.00	200.00	75.00		
0230 Fuel.....	57,000.00	60,000.00	55,524.81		
0240 Wearing apparel and sewing supplies.....	4,500.00	4,000.00	3,849.63		
0250 Forage and other supplies for animals.....	9,500.00	9,000.00	8,500.50		
0260 Provisions.....	40,500.00	45,000.00	39,118.58		
0280 Sundry supplies.....	5,000.00	14,000.00	11,912.93		
02 Total supplies and materials.....	133,700.00	148,700.00	133,932.54		
Communication service:					
0500 Telegraph service.....	300.00	300.00	256.15		
0510 Telephone service.....	6,500.00	6,000.00	5,866.58		
0520 Other communication service.....	200.00	300.00	259.75		
05 Total communication service.....	7,000.00	6,600.00	6,382.48		
Travel expenses:					
0600 Commercial transportation.....	21,000.00	20,000.00	19,075.31		
0630 Per diem in lieu of subsistence.....	1,500.00	1,500.00	1,389.00		
06 Total travel expenses.....	22,500.00	21,500.00	20,464.31		
07 Transportation of things (service).....	20,500.00	20,000.00	17,694.01		
Printing, binding, photographing, etc.:					
0800 Printing and binding.....	150.00	150.00	118.86		
0830 Photographing and blue prints.....	200.00	200.00	190.89		
08 Total printing, binding, photographing, etc.....	350.00	350.00	309.75		
09 Advertising and publication of notices.....	200.00	200.00	115.45		
10 Furnishing of heat, light, power, water, and electricity (service).....	8,000.00	10,000.00	7,237.57		
Rents:					
1100 Rent of buildings and structures.....	3,500.00	3,500.00	3,247.86		
1110 Other rents.....	1,200.00	1,200.00	1,049.47		
11 Total rents.....	4,700.00	4,700.00	4,297.33		
12 Repairs and alterations.....	48,000.00	50,000.00	47,099.84		
13 Special and miscellaneous expenses.....	3,725.00	3,945.00	6,721.75		
22 Burial expenses.....	1,500.00	2,000.00	1,465.77		
Equipment:					
3000 Passenger-carrying vehicles.....	5,000.00	5,000.00	4,768.21		
3010 Furniture, furnishings, and fixtures.....	9,500.00	10,000.00	8,274.71		
3020 Educational, scientific, and recreational equipment.....	500.00	500.00	129.69		
3040 Livestock.....			90.00		
3050 Other equipment.....	13,500.00	15,000.00	13,704.03		
30 Total equipment.....	27,500.00	30,500.00	26,966.64		
32 Other structures.....	3,000.00	5,000.00	3,294.46		
Reserve.....		8,500.00			
Total.....	865,000.00	850,000.00	845,729.98		

*Estimates of appropriations required for the service of the fiscal year ending June 30, 1928—Continued*

General object (title of appropriation), date of acts, references to Statutes at Large, or to Revised Statutes, and estimated amount required for each detailed object				Total amount to be appropriated under each head of appropriation	Amount appropriated for the fiscal year ending June 30, 1927																																																																												
<p><b>Preservation of Records, Office of Superintendent of Five Civilized Tribes, Muskogee, Okla.—</b> [For recopying, repairing, rebinding, indexing, and otherwise preserving records and papers in the office of Superintendent for the Five Civilized Tribes, Muskogee, Oklahoma, for fiscal year ending June 30, 1927 (act July 3, 1926, vol. 44, p. 855)]</p> <p>13 Special and miscellaneous expenses: Expenditure—1927, \$9,900; reserve, \$100; total, \$10,000.</p> <p>For general support and civilization of Indians, including pay of employees in accordance with treaty stipulations named, in not to exceed the following amounts, respectively: <b>Support of Coeur d'Alenes, Idaho—</b> For the Coeur d'Alenes, in Idaho: For pay of blacksmith, carpenter, and physician, and purchase of medicines (article 11, agreement ratified March 3, 1891), (acts Mar. 3, 1891, vol. 26, p. 1029, sec. 19; May 10, 1926, vol. 44, p. 473)</p>					\$10,000.00																																																																												
				\$4,360.00	4,360.00																																																																												
<table><tr><th></th><th>Estimated expenditures, 1928 appropriation</th><th>Estimated expenditures, 1927 appropriation</th><th>Expended and obligated, 1926</th></tr><tr><td><b>Field service:</b></td><td></td><td></td><td></td></tr><tr><td>Salaries and wages—</td><td></td><td></td><td></td></tr><tr><td>Salary range, \$1,860 to \$2,400; average, \$2,100—</td><td><i>Average—</i></td><td><i>Average—</i></td><td><i>Average—</i></td></tr><tr><td>Physician.....</td><td>No. 1   Salary \$2,100</td><td>No. 1   Salary \$2,100</td><td>No. 1   Salary</td></tr><tr><td>Salary range, \$1,140 to \$1,500; average, \$1,320—</td><td></td><td></td><td></td></tr><tr><td>Financial clerk.....</td><td>1   1,320</td><td>1   1,320</td><td>1   \$1,320</td></tr><tr><td>Salary range, \$1,020 to \$1,260; average, \$1,140—</td><td></td><td></td><td></td></tr><tr><td>Blacksmith.....</td><td>1   1,200</td><td>1   1,200</td><td>1   1,200</td></tr><tr><td>Ungraded—</td><td></td><td></td><td></td></tr><tr><td>Physician.....</td><td></td><td></td><td>1   1,000</td></tr><tr><td>Total average number of employees.....</td><td>3</td><td>3</td><td>3</td></tr><tr><td>Total salaries and wages, field service.....</td><td>4,620.00</td><td>4,620.00</td><td>3,508.79</td></tr><tr><td>Deduct allowances for quarters, fuel, and light.....</td><td>540.00</td><td>540.00</td><td>300.00</td></tr><tr><td>01 Total personal services, cash payment.....</td><td>4,080.00</td><td>4,080.00</td><td>3,208.79</td></tr><tr><td>02 Medical and hospital supplies.....</td><td>280.00</td><td>235.00</td><td></td></tr><tr><td>30 Passenger-carrying vehicles.....</td><td></td><td></td><td>150.00</td></tr><tr><td>Reserve.....</td><td></td><td>44.00</td><td></td></tr><tr><td>Total.....</td><td>4,360.00</td><td>4,360.00</td><td>3,358.79</td></tr></table>					Estimated expenditures, 1928 appropriation	Estimated expenditures, 1927 appropriation	Expended and obligated, 1926	<b>Field service:</b>				Salaries and wages—				Salary range, \$1,860 to \$2,400; average, \$2,100—	<i>Average—</i>	<i>Average—</i>	<i>Average—</i>	Physician.....	No. 1   Salary \$2,100	No. 1   Salary \$2,100	No. 1   Salary	Salary range, \$1,140 to \$1,500; average, \$1,320—				Financial clerk.....	1   1,320	1   1,320	1   \$1,320	Salary range, \$1,020 to \$1,260; average, \$1,140—				Blacksmith.....	1   1,200	1   1,200	1   1,200	Ungraded—				Physician.....			1   1,000	Total average number of employees.....	3	3	3	Total salaries and wages, field service.....	4,620.00	4,620.00	3,508.79	Deduct allowances for quarters, fuel, and light.....	540.00	540.00	300.00	01 Total personal services, cash payment.....	4,080.00	4,080.00	3,208.79	02 Medical and hospital supplies.....	280.00	235.00		30 Passenger-carrying vehicles.....			150.00	Reserve.....		44.00		Total.....	4,360.00	4,360.00	3,358.79		
	Estimated expenditures, 1928 appropriation	Estimated expenditures, 1927 appropriation	Expended and obligated, 1926																																																																														
<b>Field service:</b>																																																																																	
Salaries and wages—																																																																																	
Salary range, \$1,860 to \$2,400; average, \$2,100—	<i>Average—</i>	<i>Average—</i>	<i>Average—</i>																																																																														
Physician.....	No. 1   Salary \$2,100	No. 1   Salary \$2,100	No. 1   Salary																																																																														
Salary range, \$1,140 to \$1,500; average, \$1,320—																																																																																	
Financial clerk.....	1   1,320	1   1,320	1   \$1,320																																																																														
Salary range, \$1,020 to \$1,260; average, \$1,140—																																																																																	
Blacksmith.....	1   1,200	1   1,200	1   1,200																																																																														
Ungraded—																																																																																	
Physician.....			1   1,000																																																																														
Total average number of employees.....	3	3	3																																																																														
Total salaries and wages, field service.....	4,620.00	4,620.00	3,508.79																																																																														
Deduct allowances for quarters, fuel, and light.....	540.00	540.00	300.00																																																																														
01 Total personal services, cash payment.....	4,080.00	4,080.00	3,208.79																																																																														
02 Medical and hospital supplies.....	280.00	235.00																																																																															
30 Passenger-carrying vehicles.....			150.00																																																																														
Reserve.....		44.00																																																																															
Total.....	4,360.00	4,360.00	3,358.79																																																																														
<p><b>Support of Bannocks: Employees, Idaho—</b> For fulfilling treaty stipulations with the Bannocks, in Idaho: For pay of physician, teacher, carpenter, miller, engineer, farmer, and blacksmith (article 10, treaty of July 3, 1868) (acts July 3, 1868, vol. 15, p. 676, sec. 1; May 10, 1926, vol. 44, p. 473)</p>				6,660.00	6,660.00																																																																												
<table><tr><th></th><th>Estimated expenditures, 1928 appropriation</th><th>Estimated expenditures, 1927 appropriation</th><th>Expended and obligated, 1926</th></tr><tr><td><b>Field service:</b></td><td></td><td></td><td></td></tr><tr><td>Salaries and wages—</td><td></td><td></td><td></td></tr><tr><td>Salary range, \$2,100 to \$2,700; average, \$2,400—</td><td><i>Average—</i></td><td><i>Average—</i></td><td><i>Average—</i></td></tr><tr><td>Physician.....</td><td>No. 1   Salary \$2,400</td><td>No. 1   Salary \$2,400</td><td>No. 1½   Salary \$2,400</td></tr><tr><td>Salary range, \$1,140 to \$1,500; average, \$1,320—</td><td></td><td></td><td></td></tr><tr><td>Farmer.....</td><td>1   1,380</td><td>1   1,380</td><td>1   1,380</td></tr><tr><td>Carpenter.....</td><td>1   1,320</td><td>1   1,320</td><td>1   1,320</td></tr><tr><td>Teacher.....</td><td>1   1,380</td><td>1   1,380</td><td>1   1,380</td></tr><tr><td>Salary range, \$900 to \$1,140; average, \$1,020—</td><td></td><td></td><td></td></tr><tr><td>Blacksmith.....</td><td>1   1,140</td><td>1   1,140</td><td>1   1,140</td></tr><tr><td>Total average number of employees.....</td><td>5</td><td>5</td><td>4½</td></tr><tr><td>Total salaries and wages, field service.....</td><td>7,620.00</td><td>7,553.00</td><td>7,427.62</td></tr><tr><td>Deduct allowances for quarters, fuel, and light.....</td><td>960.00</td><td>960.00</td><td>935.00</td></tr><tr><td>01 Total personal services, cash payment.....</td><td>6,660.00</td><td>6,593.00</td><td>6,492.62</td></tr><tr><td>Reserve.....</td><td></td><td>67.00</td><td></td></tr><tr><td>Total.....</td><td>6,660.00</td><td>6,660.00</td><td>6,492.62</td></tr></table>					Estimated expenditures, 1928 appropriation	Estimated expenditures, 1927 appropriation	Expended and obligated, 1926	<b>Field service:</b>				Salaries and wages—				Salary range, \$2,100 to \$2,700; average, \$2,400—	<i>Average—</i>	<i>Average—</i>	<i>Average—</i>	Physician.....	No. 1   Salary \$2,400	No. 1   Salary \$2,400	No. 1½   Salary \$2,400	Salary range, \$1,140 to \$1,500; average, \$1,320—				Farmer.....	1   1,380	1   1,380	1   1,380	Carpenter.....	1   1,320	1   1,320	1   1,320	Teacher.....	1   1,380	1   1,380	1   1,380	Salary range, \$900 to \$1,140; average, \$1,020—				Blacksmith.....	1   1,140	1   1,140	1   1,140	Total average number of employees.....	5	5	4½	Total salaries and wages, field service.....	7,620.00	7,553.00	7,427.62	Deduct allowances for quarters, fuel, and light.....	960.00	960.00	935.00	01 Total personal services, cash payment.....	6,660.00	6,593.00	6,492.62	Reserve.....		67.00		Total.....	6,660.00	6,660.00	6,492.62										
	Estimated expenditures, 1928 appropriation	Estimated expenditures, 1927 appropriation	Expended and obligated, 1926																																																																														
<b>Field service:</b>																																																																																	
Salaries and wages—																																																																																	
Salary range, \$2,100 to \$2,700; average, \$2,400—	<i>Average—</i>	<i>Average—</i>	<i>Average—</i>																																																																														
Physician.....	No. 1   Salary \$2,400	No. 1   Salary \$2,400	No. 1½   Salary \$2,400																																																																														
Salary range, \$1,140 to \$1,500; average, \$1,320—																																																																																	
Farmer.....	1   1,380	1   1,380	1   1,380																																																																														
Carpenter.....	1   1,320	1   1,320	1   1,320																																																																														
Teacher.....	1   1,380	1   1,380	1   1,380																																																																														
Salary range, \$900 to \$1,140; average, \$1,020—																																																																																	
Blacksmith.....	1   1,140	1   1,140	1   1,140																																																																														
Total average number of employees.....	5	5	4½																																																																														
Total salaries and wages, field service.....	7,620.00	7,553.00	7,427.62																																																																														
Deduct allowances for quarters, fuel, and light.....	960.00	960.00	935.00																																																																														
01 Total personal services, cash payment.....	6,660.00	6,593.00	6,492.62																																																																														
Reserve.....		67.00																																																																															
Total.....	6,660.00	6,660.00	6,492.62																																																																														

## Estimates of appropriations required for the service of the fiscal year ending June 30, 1928—Continued

General object (title of appropriation), date of acts, references to Statutes at Large, or to Revised Statutes, and estimated amount required for each detailed object				Total amount to be appropriated under each head of appropriation	Amount appropriated for the fiscal year ending June 30, 1927
<b>Fulfilling Treaties with Crows, Mont.—</b> For fulfilling treaties with Crows, Montana: For pay of physician, [\$1,860; and for pay of] carpenter, miller, engineer, farmer, and blacksmith (article 10, treaty of May 7, 1868), [\$3,560; for pay of] and second blacksmith (article 8, same treaty), [\$960; in all, \$6,380] (acts May 7, 1868, vol. 15, p. 651, sec. 1; May 10, 1926, vol. 44, p. 473)				\$6,380.00	\$6,380.00
	Estimated expenditures, 1928 appropriation	Estimated expenditures, 1927 appropriation	Expended and obligated, 1926		
Field service:					
Salaries and wages—	Average—	Average—	Average—		
Salary range, \$1,860 to \$2,400; average, \$2,100—	No. Salary	No. Salary	No. Salary		
Physician	1 \$2,200	1 \$2,200	1 \$2,100		
Salary range, \$1,320 to \$1,680; average, \$1,500—					
Engineer	1 1,560	1 1,560	1 1,560		
Salary range, \$1,140 to \$1,500; average, \$1,320—					
Carpenter	1 1,320	1 1,320	1 1,320		
Salary range, \$900 to \$1,140; average, \$1,020—					
Blacksmith	1 1,200	1 1,200	1 1,200		
Ungraded—					
Laborer	1 1,320	1 1,320	1 1,320		
Total average number of employees	4 1/2	4 1/2	4 1/2		
Total salaries and wages, field service	7,295.00	7,277.00	7,087.73		
Deduct allowance for quarters, fuel, and light	961.00	961.00	910.00		
01 Total personal services, cash payment	6,334.00	6,316.00	6,177.73		
12 Sundry supplies	46.00				
Reserve		64.00			
Total	6,380.00	6,380.00	6,177.73		
<b>Support of Northern Cheyennes and Arapahoes, Mont.—</b> For support and civilization of the Northern Cheyennes and Arapahoes (agreement with the Sioux Indians, approved February 28, 1877), including Northern Cheyennes removed from Pine Ridge Agency to Tongue River, Montana, and for pay of physician, two teachers, two carpenters, one miller, two farmers, a blacksmith, and engineer (article 7, treaty of May 10, 1868) (acts May 10, 1868, vol. 15, p. 658, sec. 1; May 10, 1926, vol. 44, p. 473)				80,000.00	80,000.00
	Estimated expenditures, 1928 appropriation	Estimated expenditures, 1927 appropriation	Expended and obligated, 1926		
Field service:					
Salaries and wages—	Average—	Average—	Average—		
Salary range, \$2,100 to \$2,700; average, \$2,400—	No. Salary	No. Salary	No. Salary		
Physician	1 \$2,400	1 \$2,400	1 \$2,400		
Salary range, \$1,680 to \$2,040; average, \$1,860—					
Senior clerk	1 1,920	1 1,920	1 1,920		
Salary range, \$1,320 to \$1,680; average, \$1,500—					
Superintendent of livestock	1 1,620	1 1,620	1 1,620		
Carpenter	1 1,620	1 1,620	1 1,620		
Assistant clerks	2 1,500	2 1,500	2 1,500		
Financial clerk	1 1,500	1 1,500	1 1,500		
Miller	1 1,500	1 1,500	1 1,500		
Salary range, \$1,140 to \$1,500; average, \$1,320—					
Stockman	1 1,320	1 1,320	1 1,320		
Teacher	1 1,380	1 1,380	1 1,380		
Salary range, \$1,020 to \$1,260; average, \$1,140—					
Blacksmith	1 1,140	1 1,140	1 1,140		
Salary range, \$780 to \$1,020; average, \$900—					
Cook	1 960	1 960	1 960		
Ungraded—					
Laborer	1 1,080	1 1,080	1 1,080		
Total average number of employees	13	13	13		
Total salaries and wages, field service	19,440.00	19,440.00	19,440.00		
Deduct allowances for quarters, fuel, and light	2,280.00	2,280.00	2,280.00		
Cash payment, salaries and wages	17,160.00	17,160.00	17,160.00		
Miscellaneous and temporary labor, \$4 to \$1 per day	6,000.00	6,000.00	4,722.16		
01 Total personal services	23,160.00	23,160.00	21,882.16		
Supplies and materials:					
0210 Medical and hospital supplies	500.00	500.00	530.38		
0230 Fuel	4,500.00	4,000.00	5,208.27		
0240 Wearing apparel and sewing supplies	150.00	150.00	33.75		
0250 Forage and other supplies for animals	500.00	500.00	88.62		
0260 Provisions	13,000.00	12,500.00	12,072.88		
0280 Sundry supplies	2,000.00	2,500.00	2,331.83		
02 Total supplies and materials	20,650.00	20,150.00	20,265.73		
Communication service:					
0500 Telegraph service			6.16		
0510 Telephone service	100.00	100.00	93.84		
05 Total communication service	100.00	100.00	100.00		
06 Commercial transportation	1,000.00	1,000.00	911.58		
07 Transportation of things (service)	2,500.00	2,000.00	3,073.51		

*Estimates of appropriations required for the service of the fiscal year ending June 30, 1928—Continued*

General object (title of appropriation), date of acts, references to Statutes at Large, or to Revised Statutes, and estimated amount required for each detailed object				Total amount to be appropriated under each head of appropriation	Amount appropriated for the fiscal year ending June 30, 1927
<b>Support of Northern Cheyennes and Arapahoes, Mont.—Continued.</b>					
	Estimated expenditures, 1928 appropriation	Estimated expenditures, 1927 appropriation	Expended and obligated, 1926		
Printing and binding, photographing, etc.:					
0600 Printing and binding.....			\$45.56		
0630 Photographing and blue prints.....			11.39		
08 Total printing and binding.....			56.95		
11 Other rents.....			14.75		
12 Repairs and alterations.....	\$6,200.00	\$6,000.00	6,128.06		
13 Special and miscellaneous expenses.....	290.00	590.00	415.48		
22 Tuition.....	25,000.00	25,000.00	24,912.47		
Equipment:					
3010 Furniture, furnishings, and fixtures.....	600.00	700.00	754.68		
3040 Livestock.....			107.00		
3050 Other equipment.....	500.00	500.00	1,264.22		
30 Total equipment.....	1,100.00	1,200.00	2,126.20		
Reserve.....		800.00			
Total.....	80,000.00	80,000.00	79,886.86		
<b>Fulfilling Treaties with Pawnees, Oklahoma—</b>					
<i>Support of Pawnees: Schools, Oklahoma—</i>					
<i>Support of Pawnees: Employees, etc., Oklahoma—</i>					
<i>Support of Pawnees: Iron, Steel, etc., Oklahoma—</i>					
For fulfilling treaties with Pawnees, Oklahoma: For perpetual annuity, to be paid in cash to the Pawnees (article 3, agreement of November 23, 1892), \$30,000; for support of two manual-labor schools (article 3, treaty of September 24, 1857), \$11,000; for pay of one farmer, two blacksmiths, one miller, one engineer and apprentices, and two teachers (article 4, same treaty), \$7,300; for purchase of iron and steel and other necessities for the shops (articles 4, same treaty), \$500; for pay of physician and purchase of medicines, \$1,200; in all, \$50,000 ( <i>acts Sept. 24, 1857, vol. 11, p. 729, sec. 1; Mar. 3, 1893, vol. 27, p. 644, sec. 12; May 10, 1926, vol. 44, p. 473</i> ).....				\$50,000.00	\$50,000.00
	Estimated expenditures, 1928 appropriation	Estimated expenditures, 1927 appropriation	Expended and obligated, 1926		
Field service:					
Salaries and wages—	Average—	Average—	Average—		
Salary range, \$1,680 to \$2,040; average, \$1,860—	No. 1 Salary \$1,860	No. 1 Salary \$1,860	No. 1 Salary \$1,860		
Senior clerk.....	1 1,860	1 1,860	1 1,860		
Salary range, \$1,320 to \$1,680; average, \$1,500—	1 1,500	1 1,500	1 1,500		
Financial clerk.....	1 1,500	1 1,500	1 1,500		
Salary range, \$1,140 to \$1,500; average, \$1,320—	1 1,320	1 1,320	1 1,320		
General mechanic.....	1 1,320	1 1,320	1 1,320		
Teachers.....	1 1,380	1 1,380	1 1,380		
Farmer.....	1 1,380	1 1,380	1 1,380		
Salary range, \$900 to \$1,140; average, \$1,020—	2 1,050	2 1,050	2 1,050		
Mastrons.....	2 1,050	2 1,050	2 1,050		
Ungraded—					
Laborer.....	1 1,020	1 1,020	1 1,020		
Physician.....	1 600	1 600	1 600		
Total average number of employees.....	9 1/2	9 1/2	8 1/2		
Total salaries and wages, field service.....	12,576.00	12,576.00	11,714.50		
Deduct allowances for quarters, fuel, and light.....	1,395.00	1,395.00	1,395.00		
01 Total personal services, cash payment.....	10,760.00	10,760.00	10,319.50		
Supplies and materials:					
0200 Stationery and office supplies.....	50.00	50.00			
0210 Medical and hospital supplies.....	900.00	200.00	131.05		
0220 Scientific and educational supplies.....	300.00	300.00	277.54		
0230 Fuel.....	360.00	700.00	654.69		
0240 Wearing apparel and sewing supplies.....	3,000.00	3,000.00	2,869.01		
0260 Provisions.....	2,300.00	2,500.00	1,811.97		
0280 Sundry supplies.....	360.00	450.00	255.79		
02 Total supplies and materials.....	7,200.00	7,200.00	5,990.05		
10 Furnishing of heat, light, power, water, and electricity (service).....	1,400.00	1,400.00	1,421.95		
12 Repairs and alterations.....	140.00	140.00	36.26		
Equipment:					
3010 Furniture, furnishings, and fixtures.....	300.00	200.00	691.22		
3050 Other equipment.....	200.00	100.00	48.74		
30 Total equipment.....	500.00	200.00	739.96		
51 Per capita payment to Indians.....	30,000.00	30,000.00	30,000.00		
Reserve.....		200.00			
Total.....	50,000.00	50,000.00	48,507.72		

## Estimates of appropriations required for the service of the fiscal year ending June 30, 1928—Continued

General object (title of appropriation), date of acts, references to Statutes at Large, or to Revised Statutes, and estimated amount required for each detailed object	Total amount to be appropriated under each head of appropriation	Amount appropriated for the fiscal year ending June 30, 1927
--	--	--

*Support of Quapaws: Education, Oklahoma—**Support of Quapaws: Employees, etc., Oklahoma—*

For support of Quapaws, Oklahoma: For education (article 3, treaty of May 13, 1833), \$1,000; for blacksmith and assistants, and tools, iron, and steel for blacksmith shop (same article and treaty), \$1,040; in all, \$2,040: *Provided*, That the President of the United States shall certify the same to be for the best interests of the Indians (*acts May 13, 1833, vol. 7, p. 424, sec. 1; May 10, 1926, vol. 44, p. 473*)

\$2, 040. 00

\$2, 040. 00

	Estimated expenditures, 1928 appropriation	Estimated expenditures, 1927 appropriation	Expended and obligated, 1926
<i>Field service:</i>			
<i>Salaries and wages—</i>	<i>Average—</i>	<i>Average—</i>	<i>Average—</i>
Salary range, \$900 to \$1,140; average, \$1,020—	No. 1 Salary \$1, 140	No. 1 Salary 1, 140	No. 1 Salary 1, 140
Blacksmith.....	1	1	★
Total average number of employees.....	1	1	★
Total salaries and wages, field service.....	1, 140	1, 140	269
Deduct allowances for quarters, fuel, and light.....	120	120	30
01 Total personal services, cash payment.....	1, 020	1, 020	239
02 Sundry supplies.....	20. 00	10. 00	
12 Repairs and alterations.....			13. 95
22 Tuition.....	1, 000. 00	1, 000. 00	1, 000. 00
Reserve.....		10. 00	
Total.....	2, 040. 00	2, 040. 00	1, 252. 95

*Support of Sioux of Different Tribes: Employees, etc.—**Support of Sioux of Different Tribes: Subsistence and Civilization—*

For support of Sioux of different tribes, including Santee Sioux of Nebraska, North Dakota, and South Dakota: For pay of five teachers, one physician, one carpenter, one miller, one engineer, two farmers, and one blacksmith (article 13, treaty of April 29, 1868), \$14,400; for pay of second blacksmith, and furnishing iron, steel, and other material (article 8 of same treaty), \$1,600; for pay of additional employees of the several agencies for the Sioux in Nebraska, North Dakota, and South Dakota, [\$144,426] \$134,426; for subsistence of the Sioux and for purposes of their civilization (act of February 28, 1877), \$214,574: *Provided*, That this sum shall include transportation of supplies from the termination of railroad or steamboat transportation, and in this service Indians shall be employed whenever practicable; in all [\$375,000] \$365,000 (*acts Apr. 29, 1868, vol. 15, p. 635, sec. 13; Feb. 28, 1877, vol. 19, p. 264, sec. 5; May 10, 1926, vol. 44, p. 473*)

365, 000. 00

375, 000. 00

	Estimated expenditures, 1928 appropriation	Estimated expenditures, 1927 appropriation	Expended and obligated, 1926
<i>Field service:</i>			
<i>Salaries and wages—</i>	<i>Average—</i>	<i>Average—</i>	<i>Average—</i>
Salary range, \$3,300 to \$3,900; average, \$3,600—	No. 1 Salary \$3, 300	No. 1 Salary 3, 300	No. 1 Salary 3, 300
Superintendent.....	1	1	1
Salary range, \$2,400 to \$3,000; average, \$2,700—	No. 1 Salary 2, 700	No. 1 Salary 2, 700	No. 1 Salary 2, 700
Superintendent.....	1	1	1
Salary range, \$2,100 to \$2,700; average, \$2,400—	No. 2 Salary 2, 400	No. 2 Salary 2, 400	No. 2 Salary 2, 400
Physicians.....	2	2	2
Salary range, \$1,860 to \$2,400; average, \$2,100—	No. 2 Salary 2, 100	No. 2 Salary 2, 100	No. 2 Salary 2, 100
Principal clerks.....	2	2	2
Physicians.....	7	7	7
Special officer.....	1	1	1
Salary range, \$1,680 to \$2,040; average, \$1,860—	No. 2 Salary 1, 860	No. 2 Salary 1, 860	No. 2 Salary 1, 860
Senior clerks.....	2	2	2
General mechanic.....	1	1	1
Salary range, \$1,500 to \$1,860; average, \$1,680—	No. 7 Salary 1, 680	No. 7 Salary 1, 680	No. 8 Salary 1, 680
Clerks.....	7	7	8
Financial clerk.....	1	1	1
Nurses.....	2	2	2
Salary range, \$1,320 to \$1,680; average, \$1,500—	No. 2 Salary 1, 500	No. 2 Salary 1, 500	No. 2 Salary 1, 500
Carpenters.....	2	2	2
Engineer.....	1	1	1
Assistant clerks.....	9	9	9
Financial clerk.....	1	1	1
Junior clerks.....	3	3	1
Superintendent of livestock.....	1	1	1
Stockman.....	1	1	1
Salary range, \$1,140 to \$1,500; average, \$1,320—	No. 10 Salary 1, 320	No. 10 Salary 1, 320	No. 13 Salary 1, 320
Junior clerks.....	10	10	13
Farmers.....	12	12	11
Practical nurse.....	1	1	1
Teachers.....	4	4	4
General mechanic.....	1	1	1
Assistant engineer.....	1	1	1
Carpenter.....	1	1	1



*Estimates of appropriations required for the service of the fiscal year ending June 30, 1928—Continued*

General object (title of appropriation), date of acts, references to Statutes at Large, or to Revised Statutes, and estimated amount required for each detailed object	Estimated expenditures, 1928 appropriation		Estimated expenditures, 1927 appropriation		Expended and obligated, 1926		Total amount to be appropriated under each head of appropriation	Amount appropriated for the fiscal year ending June 30, 1927
Support of Sioux of Different Tribes: Subsistence and Civilization—Continued.								
Field service—Continued.								
Salaries and wages—Continued.								
Salary range, \$1,020 to \$1,260; average, \$1,140—	Average—		Average—		Average—			
Blacksmiths.....	No.	Salary	No.	Salary	No.	Salary		
	3	\$1,160	3	\$1,160	3	\$1,140		
Salary range, \$900 to \$1,140; average, \$1,020—								
Cook.....	1	1,020	1	1,020	1	1,020		
Salary range, \$600 to \$780; average, \$690—								
Assistants.....	2	660	2	660	2	660		
Ungraded—								
Laborers.....	32	969	32	969	33	967		
Total average number of employees.....	111 $\frac{4}{5}$		111 $\frac{4}{5}$		114 $\frac{4}{5}$			
Total salaries and wages, field service.....		155,995.00		155,995.00		158,910.00		
Deduct allowances for quarters, fuel, and light.....		18,565.00		18,565.00		18,930.00		
Cash payment, salaries and wages.....		137,430.00		137,430.00		138,980.00		
Miscellaneous and temporary labor, \$4 to \$1 per day.....		6,000.00		10,000.00		19,638.84		
01 Total personal services.....		143,430.00		147,430.00		159,618.84		
Supplies and materials:								
0200 Stationery and office supplies.....		200.00		150.00		209.66		
0210 Medical and hospital supplies.....		3,300.00		4,000.00		3,127.68		
0230 Fuel.....		14,000.00		15,000.00		13,090.25		
0240 Wearing apparel and sewing supplies.....		500.00		500.00		270.40		
0250 Forage and other supplies for animals.....		800.00		1,000.00		605.51		
0260 Provisions.....		65,000.00		70,000.00		54,617.95		
0280 Sundry supplies.....		5,000.00		7,000.00		4,879.54		
02 Total supplies and materials.....		88,800.00		97,650.00		76,800.99		
Communication service:								
0500 Telegraph service.....		100.00		100.00		47.26		
0510 Telephone service.....		200.00		200.00		152.99		
0520 Other communication service.....		150.00		150.00		116.43		
05 Total communication service.....		450.00		450.00		316.68		
Travel expenses:								
0600 Commercial transportation.....		2,000.00		2,000.00		1,500.00		
0630 Per diem in lieu of subsistence.....		500.00		800.00		499.89		
06 Total travel expenses.....		2,500.00		2,800.00		1,999.89		
07 Transportation of things (service).....		30,000.00		30,000.00		29,006.38		
08 Photographing and blue prints.....		150.00		200.00		111.41		
11 Other rents.....						6.00		
12 Repairs and alterations.....		13,000.00		12,000.00		11,434.86		
13 Special and miscellaneous expenses.....		2,370.00		1,220.00				
Grants, subsidies, and contributions:								
2240 Tuition.....		68,000.00		65,000.00		66,837.16		
2250 Burial expenses.....		500.00		500.00				
22 Total grants, subsidies, and contributions.....		68,500.00		65,500.00		66,837.16		
Equipment:								
3000 Passenger-carrying vehicles.....		1,800.00				2,519.54		
3010 Furniture, furnishings, and fixtures.....		6,000.00		6,000.00		3,055.76		
3040 Livestock.....				3,000.00		330.00		
3050 Other equipment.....		6,000.00		5,000.00		3,951.29		
30 Total equipment.....		13,800.00		14,000.00		9,856.59		
32 Other structures.....		2,000.00				1,891.50		
Reserve.....				3,750.00				
Outstanding obligations.....						950.55		
Total.....		365,000.00		375,000.00		358,830.85		

## Estimates of appropriations required for the service of the fiscal year ending June 30, 1928—Continued

General object (title of appropriation), date of acts, references to Statutes at Large, or to Revised Statutes, and estimated amount required for each detailed object	Total amount to be appropriated under each head of appropriation	Amount appropriated for the fiscal year ending June 30, 1927																																																																																																																																																												
<p><i>Support of Confederated Bands of Utes: Employees, etc., Utah—</i> <i>Support of Confederated Bands of Utes: Subsistence, Utah—</i> For support and civilization of Confederated Bands of Utes: For pay of two carpenters, two millers, two farmers, and two blacksmiths (article 15, treaty of March 2, 1868), \$9,660; for pay of two teachers (same article and treaty), \$2,400; for purchase of iron and steel and the necessary tools for blacksmith shop (article 9, same treaty), \$220; for annual amount for the purchase of beef, mutton, wheat flour, beans, and potatoes, or other necessary articles of food and clothing, and farming equipment (article 12, same treaty), \$24,260; for pay of employees at the several Ute agencies, \$20,000; in all, \$56,540 (<i>acts Mar. 2, 1868, vol. 15, p. 619, sec. 15; May 10, 1926, vol. 44, p. 473</i>)</p>	\$56,540.00	\$56,540.00																																																																																																																																																												
<table><tr><th></th><th>Estimated expenditures, 1928 appropriation</th><th>Estimated expenditures, 1927 appropriation</th><th>Expended and obligated, 1926</th></tr><tr><td>Field service:</td><td></td><td></td><td></td></tr><tr><td>Salaries and wages—</td><td><i>Average—</i></td><td><i>Average—</i></td><td><i>Average—</i></td></tr><tr><td>Salary range, \$2,100 to \$2,700; average, \$2,400—</td><td>No. 2, Salary \$2,400</td><td>No. 2, Salary \$2,400</td><td>No. 2, Salary \$2,400</td></tr><tr><td>Physicians</td><td>2 1,890</td><td>2 1,890</td><td>2 1,860</td></tr><tr><td>Salary range, \$1,680 to \$2,040; average, \$1,860—</td><td></td><td></td><td></td></tr><tr><td>Senior clerks</td><td>2 1,860</td><td>2 1,860</td><td>2 1,680</td></tr><tr><td>Salary range, \$1,500 to \$1,860; average, \$1,680—</td><td></td><td></td><td></td></tr><tr><td>Clerk</td><td>1 1,680</td><td>1 1,680</td><td>1 1,680</td></tr><tr><td>Financial clerk</td><td>1 1,680</td><td>1 1,680</td><td>1 1,680</td></tr><tr><td>Nurse</td><td>1 1,680</td><td>1 1,680</td><td>1 1,680</td></tr><tr><td>Principal</td><td>1 1,680</td><td>1 1,680</td><td>1 1,680</td></tr><tr><td>Salary range, \$1,320 to \$1,680; average, \$1,500—</td><td></td><td></td><td></td></tr><tr><td>Assistant clerk</td><td>1 1,500</td><td>1 1,500</td><td>1 1,500</td></tr><tr><td>Engineer</td><td>1 1,500</td><td>1 1,500</td><td>1 1,500</td></tr><tr><td>Salary range, \$1,140 to \$1,500; average, \$1,320—</td><td></td><td></td><td></td></tr><tr><td>Financial clerk</td><td>1 1,320</td><td>1 1,320</td><td>1 1,320</td></tr><tr><td>Farmers</td><td>4 1,380</td><td>4 1,380</td><td>3 1,380</td></tr><tr><td>Carpenter</td><td>1 1,320</td><td>1 1,320</td><td>1 1,320</td></tr><tr><td>Junior clerk</td><td>1 1,320</td><td>1 1,320</td><td>1 1,320</td></tr><tr><td>Teacher</td><td>1 1,380</td><td>1 1,380</td><td>1 1,380</td></tr><tr><td>Salary range, \$1,020 to \$1,260; average, \$1,140—</td><td></td><td></td><td></td></tr><tr><td>Blacksmiths</td><td>3 1,180</td><td>3 1,180</td><td>3 1,180</td></tr><tr><td>Ungraded—</td><td></td><td></td><td></td></tr><tr><td>Laborer</td><td>1 1,020</td><td>1 1,020</td><td>1 1,020</td></tr><tr><td>Physician</td><td>1 700</td><td>1 700</td><td>1 700</td></tr><tr><td>Total average number of employees</td><td>23</td><td>23</td><td>22</td></tr><tr><td>Total salaries and wages, field service</td><td>34,420.00</td><td>34,420.00</td><td>32,980.00</td></tr><tr><td>Deduct allowances for quarters, fuel, and light</td><td>3,960.00</td><td>3,960.00</td><td>3,780.00</td></tr><tr><td>Cash payment, salaries and wages</td><td>30,460.00</td><td>30,460.00</td><td>29,200.00</td></tr><tr><td>Miscellaneous and temporary labor, \$4 to \$1 per day</td><td>140.00</td><td>140.00</td><td>8.09</td></tr><tr><td>01 Total personal services</td><td>30,600.00</td><td>30,600.00</td><td>29,208.09</td></tr><tr><td>Supplies and materials:</td><td></td><td></td><td></td></tr><tr><td>0250 Forage and other supplies for animals</td><td>1,800.00</td><td>1,735.00</td><td></td></tr><tr><td>0260 Provisions</td><td>23,000.00</td><td>23,000.00</td><td>22,674.88</td></tr><tr><td>0280 Sundry supplies</td><td>1,140.00</td><td>640</td><td></td></tr><tr><td>02 Total supplies and materials</td><td>25,940.00</td><td>25,375.00</td><td>22,674.88</td></tr><tr><td>Reserve</td><td></td><td>565.00</td><td></td></tr><tr><td>Total</td><td>56,540.00</td><td>56,540.00</td><td>51,882.97</td></tr></table>		Estimated expenditures, 1928 appropriation	Estimated expenditures, 1927 appropriation	Expended and obligated, 1926	Field service:				Salaries and wages—	<i>Average—</i>	<i>Average—</i>	<i>Average—</i>	Salary range, \$2,100 to \$2,700; average, \$2,400—	No. 2, Salary \$2,400	No. 2, Salary \$2,400	No. 2, Salary \$2,400	Physicians	2 1,890	2 1,890	2 1,860	Salary range, \$1,680 to \$2,040; average, \$1,860—				Senior clerks	2 1,860	2 1,860	2 1,680	Salary range, \$1,500 to \$1,860; average, \$1,680—				Clerk	1 1,680	1 1,680	1 1,680	Financial clerk	1 1,680	1 1,680	1 1,680	Nurse	1 1,680	1 1,680	1 1,680	Principal	1 1,680	1 1,680	1 1,680	Salary range, \$1,320 to \$1,680; average, \$1,500—				Assistant clerk	1 1,500	1 1,500	1 1,500	Engineer	1 1,500	1 1,500	1 1,500	Salary range, \$1,140 to \$1,500; average, \$1,320—				Financial clerk	1 1,320	1 1,320	1 1,320	Farmers	4 1,380	4 1,380	3 1,380	Carpenter	1 1,320	1 1,320	1 1,320	Junior clerk	1 1,320	1 1,320	1 1,320	Teacher	1 1,380	1 1,380	1 1,380	Salary range, \$1,020 to \$1,260; average, \$1,140—				Blacksmiths	3 1,180	3 1,180	3 1,180	Ungraded—				Laborer	1 1,020	1 1,020	1 1,020	Physician	1 700	1 700	1 700	Total average number of employees	23	23	22	Total salaries and wages, field service	34,420.00	34,420.00	32,980.00	Deduct allowances for quarters, fuel, and light	3,960.00	3,960.00	3,780.00	Cash payment, salaries and wages	30,460.00	30,460.00	29,200.00	Miscellaneous and temporary labor, \$4 to \$1 per day	140.00	140.00	8.09	01 Total personal services	30,600.00	30,600.00	29,208.09	Supplies and materials:				0250 Forage and other supplies for animals	1,800.00	1,735.00		0260 Provisions	23,000.00	23,000.00	22,674.88	0280 Sundry supplies	1,140.00	640		02 Total supplies and materials	25,940.00	25,375.00	22,674.88	Reserve		565.00		Total	56,540.00	56,540.00	51,882.97		
	Estimated expenditures, 1928 appropriation	Estimated expenditures, 1927 appropriation	Expended and obligated, 1926																																																																																																																																																											
Field service:																																																																																																																																																														
Salaries and wages—	<i>Average—</i>	<i>Average—</i>	<i>Average—</i>																																																																																																																																																											
Salary range, \$2,100 to \$2,700; average, \$2,400—	No. 2, Salary \$2,400	No. 2, Salary \$2,400	No. 2, Salary \$2,400																																																																																																																																																											
Physicians	2 1,890	2 1,890	2 1,860																																																																																																																																																											
Salary range, \$1,680 to \$2,040; average, \$1,860—																																																																																																																																																														
Senior clerks	2 1,860	2 1,860	2 1,680																																																																																																																																																											
Salary range, \$1,500 to \$1,860; average, \$1,680—																																																																																																																																																														
Clerk	1 1,680	1 1,680	1 1,680																																																																																																																																																											
Financial clerk	1 1,680	1 1,680	1 1,680																																																																																																																																																											
Nurse	1 1,680	1 1,680	1 1,680																																																																																																																																																											
Principal	1 1,680	1 1,680	1 1,680																																																																																																																																																											
Salary range, \$1,320 to \$1,680; average, \$1,500—																																																																																																																																																														
Assistant clerk	1 1,500	1 1,500	1 1,500																																																																																																																																																											
Engineer	1 1,500	1 1,500	1 1,500																																																																																																																																																											
Salary range, \$1,140 to \$1,500; average, \$1,320—																																																																																																																																																														
Financial clerk	1 1,320	1 1,320	1 1,320																																																																																																																																																											
Farmers	4 1,380	4 1,380	3 1,380																																																																																																																																																											
Carpenter	1 1,320	1 1,320	1 1,320																																																																																																																																																											
Junior clerk	1 1,320	1 1,320	1 1,320																																																																																																																																																											
Teacher	1 1,380	1 1,380	1 1,380																																																																																																																																																											
Salary range, \$1,020 to \$1,260; average, \$1,140—																																																																																																																																																														
Blacksmiths	3 1,180	3 1,180	3 1,180																																																																																																																																																											
Ungraded—																																																																																																																																																														
Laborer	1 1,020	1 1,020	1 1,020																																																																																																																																																											
Physician	1 700	1 700	1 700																																																																																																																																																											
Total average number of employees	23	23	22																																																																																																																																																											
Total salaries and wages, field service	34,420.00	34,420.00	32,980.00																																																																																																																																																											
Deduct allowances for quarters, fuel, and light	3,960.00	3,960.00	3,780.00																																																																																																																																																											
Cash payment, salaries and wages	30,460.00	30,460.00	29,200.00																																																																																																																																																											
Miscellaneous and temporary labor, \$4 to \$1 per day	140.00	140.00	8.09																																																																																																																																																											
01 Total personal services	30,600.00	30,600.00	29,208.09																																																																																																																																																											
Supplies and materials:																																																																																																																																																														
0250 Forage and other supplies for animals	1,800.00	1,735.00																																																																																																																																																												
0260 Provisions	23,000.00	23,000.00	22,674.88																																																																																																																																																											
0280 Sundry supplies	1,140.00	640																																																																																																																																																												
02 Total supplies and materials	25,940.00	25,375.00	22,674.88																																																																																																																																																											
Reserve		565.00																																																																																																																																																												
Total	56,540.00	56,540.00	51,882.97																																																																																																																																																											
<p><i>Support of Spokanes, Washington—</i> For support of Spokanes in Washington (article 6 of agreement with said Indians, dated March 18, 1887, ratified by act of July 13, 1892) (<i>acts July 13, 1892, vol. 27, p. 139, sec. 1; May 10, 1926, vol. 44, p. 473</i>)</p>	1,320.00	1,320.00																																																																																																																																																												

	Estimated expenditures, 1928 appropriation	Estimated expenditures, 1927 appropriation	Expended and obligated, 1926
<b>Field service:</b>			
Salaries and wages—			
Salary range, \$1,320 to \$1,680; average, \$1,500—			
Carpenter	No. 1, Salary \$1,500	No. 1, Salary \$1,500	No. 1, Salary \$1,500
Total average number of employees	1	1	1
Total gross salaries and wages, field service	1,500	1,500	1,044
Deduct allowances for quarters, fuel, and light	180	180	120
01 Total personal services, cash payment	1,320	1,320	924

*Estimates of appropriations required for the service of the fiscal year ending June 30, 1928—Continued*

General object (title of appropriation), date of acts, references to Statutes at Large, or to Revised Statutes, and estimated amount required for each detailed object				Total amount to be appropriated under each head of appropriation	Amount appropriated for the fiscal year ending June 30, 1927
<b>Support of Shoshones, Employees, etc., Wyoming—</b> For support of Shoshones in Wyoming: For pay of physician, teacher, carpenter, miller, engineer, farmer, and blacksmith (article 10, treaty of July 3, 1868), \$6,000; for pay of second blacksmith, and such iron and steel and other materials as may be required, as per article 8, same treaty, \$1,240; in all, \$7,240 ( <i>acts July 3, 1868, vol. 15, p. 673, sec. 10; May 10, 1926, vol. 44, p. 474</i> )				\$7, 240. 00	\$7, 240. 00
	Estimated expenditures, 1928 appropriation	Estimated expenditures, 1927 appropriation	Expended and obligated, 1926		
Field service:					
Salaries and wages—	<i>Average—</i>	<i>Average—</i>	<i>Average—</i>		
Salary range, \$2,100 to \$2,700; average, \$2,400—	No. Salary	No. Salary	No. Salary		
Physician.....	1 \$2,400	1 \$2,400	1 \$2,400		
Salary range, \$1,320 to \$1,680; average, \$1,500—					
Miller.....	1 1,500	1 1,500	1 1,500		
Engineer and blacksmith.....	1 1,500	1 1,500	1 1,500		
Salary range, \$1,140 to \$1,500; average, \$1,320—					
Farmer.....	1 1,380	1 1,380	1 1,380		
Salary range, \$1,020 to \$1,260; average, \$1,140—					
Blacksmith.....	1 1,260	1 1,260	1 1,200		
Total average number of employees.....	5	5	4½		
Total salaries and wages, field service.....	8,040.00	8,040.00	7,727.25		
Deduct allowances for quarters, fuel, and light.....	960.00	960.00	930.00		
01 Total personal services, cash payment.....	7,080.00	7,080.00	6,797.25		
02 Sundry supplies.....	160.00	88.00			
Reserve.....		72.00			
Total.....	7,240.00	7,240.00	6,797.25		
In all, for treaty stipulations, not to exceed <b>["\$589,540"] \$579,540.</b>					
<b>Support of Indians, Quapaw Agency, Okla. (Reimbursable)—</b> For expenses incident to the administration of the restricted or trust property of Indians under the Quapaw Indian Agency, \$15,000, reimbursable to the United States, as provided in the act of February 14, 1920 (Forty-first Statutes at Large, page 415) ( <i>act May 10, 1926, vol. 44, p. 474</i> )				15, 000. 00	15, 000. 00
	Estimated expenditures, 1928 appropriation	Estimated expenditures, 1927 appropriation	Expended and obligated, 1926		
Field service:					
Salaries and wages—	<i>Average—</i>	<i>Average—</i>	<i>Average—</i>		
Salary range, \$2,400 to \$3,000; average, \$2,700—	No. Salary	No. Salary	No. Salary		
Superintendent.....	1 \$3,100	1 \$3,100			
Salary range, \$1,580 to \$2,040; average, \$1,860—					
Principal clerk.....	1 2,300	1 2,300			
Salary range, \$1,500 to \$1,860; average, \$1,680—					
Clerk.....	1 2,040	1 2,040			
Appraiser.....	1 1,740	1 1,740			
Financial clerk.....	1 1,800	1 1,800			
Salary range, \$1,320 to \$1,680; average, \$1,500—					
Junior clerks.....	2 1,440	2 1,440			
Total average number of employees.....	7	7			
01 Net salaries and wages, field service.....	13,860	13,860			
02 Sundry supplies.....	150	60			
Communication service:					
0510 Telephone service.....	125	125			
0520 Other communication service.....	25	25			
05 Total communication service.....	150	150			
06 Commercial transportation.....	500	450			
12 Repairs and alterations.....	240	200			
13 Special and miscellaneous expenses.....	50	90			
30 Equipment.....	50	50			
Reserve.....		150			
Total.....	15,000	15,000			

## Estimates of appropriations required for the service of the fiscal year ending June 30, 1928—Continued

General object (title of appropriation), date of acts, references to Statutes at Large, or to Revised Statutes, and estimated amount required for each detailed object				Total amount to be appropriated under each head of appropriation	Amount appropriated for the fiscal year ending June 30, 1927
<b>Support of Indians, Warm Springs Agency, Oreg. (Reimbursable)—</b> <b>[For support and civilization of the confederated tribes and bands under Warm Springs Agency, Oregon, including pay of employees, \$4,500, to be reimbursed under such rules and regulations as the Secretary of the Interior may prescribe (acts June 21, 1906, vol. 34, p. 266, sec. 1; May 10, 1926, vol. 44, p. 474)]</b>					\$4,500.00
	Estimated expenditures, 1928 appropriation	Estimated expenditures, 1927 appropriation	Expended and obligated, 1926		
Field service:					
Salaries and wages—	Average—	Average—	Average—		
Salary range, \$1,860 to \$2,400; average, \$2,100—	No. Salary	No. Salary	No. Salary		
Physician.....	1 2,100	1 2,100	1 2,100		
Salary range, \$1,140 to \$1,500; average, \$1,320—					
Farmer.....	1 1,320	1 1,320	1 1,320		
Salary range, \$900 to \$1,140; average, \$1,020—					
Blacksmith.....	1 1,020	1 1,020	1 1,020		
Total average number of employees.....	1 1/2	1 1/2	2 1/2		
Total salaries and wages, field service.....		1,845.00	3,045.00		
Deduct allowances for quarters, fuel, and light.....		240.00	360.00		
Cash payment, salaries and wages.....		1,605.00	2,685.00		
The difference between 1928 and 1927 is due to transfer of employees to another appropriation, \$1,605.....					
Miscellaneous and temporary labor, \$4 to \$1 per day.....		600.00	75.97		
01 Total personal services.....		2,205.00	2,760.97		
Supplies and materials:					
0210 Medical and hospital supplies.....		150.00	129.62		
0230 Fuel.....		600.00	576.80		
0250 Forage and other supplies for animals.....			3.20		
0260 Provisions.....		550.00	317.16		
0280 Sundry supplies.....		100.00	4.59		
02 Total supplies and materials.....		1,400.00	1,031.37		
12 Repairs and alterations.....		300.00	182.13		
13 Special and miscellaneous expenses.....		100.00	62.36		
Equipment:					
3010 Furniture, furnishings, and fixtures.....		250.00	197.29		
3050 Other equipment.....		200.00	10.22		
30 Total equipment.....		450.00	207.51		
Reserve.....		45.00			
Total.....		4,500.00	4,244.34		
For support and civilization of Indians under the jurisdiction of the following agencies, to be paid from the funds held by the United States in trust for the respective tribes, in not to exceed the following sums, respectively: <b>Miscellaneous Indian Funds, Arizona (Tribal Funds)—</b> Arizona: Colorado River, [\$6,000] \$4,500; Fort Apache, [\$129,000] \$125,000 [Provided, That \$3,500 thereof may be used for construction of farmers' quarters at the Cibecue station, including necessary outbuildings and well;] Fort Mojave, \$1,000; Kaibab, \$2,000; Pima, [\$2,000] \$800; Salt River, \$300; San Carlos, \$74,000; Truxton Canyon, [\$32,000] \$30,000; in all, [\$246,300] \$237,600 (acts June 30, 1919, vol. 41, p. 30, sec. 25; Jan. 24, 1923, vol. 42, p. 1187, sec. 1; May 10, 1926, vol. 44, p. 474).					
	Estimated expenditures, 1928 appropriation	Estimated expenditures, 1927 appropriation	Expended and obligated, 1926		
COLOREADO RIVER					
01 Net salaries and wages (irregular labor).....	\$1,000.00	\$1,000.00	\$97.50		
Supplies and materials:					
0210 Medical and hospital supplies.....	700.00	800.00	426.59		
0230 Fuel.....	500.00	600.00	495.00		
0260 Provisions.....	1,000.00	1,400.00	1,203.63		
0280 Sundry supplies.....	100.00	500.00	49.82		
02 Total supplies and material.....	2,300.00	3,300.00	2,175.04		
05 Other communication service.....	25.00	25.00	13.44		
06 Commercial transportation.....	250.00	250.00	226.08		
07 Transportation of things (service).....	100.00	100.00	61.40		
12 Repairs and alterations.....	700.00	800.00	1,164.62		
13 Special and miscellaneous expenses.....	125.00	175.00	462.00		

*Estimates of appropriations required for the service of the fiscal year ending June 30, 1928—Continued*

General object (title of appropriation), date of acts, references to Statutes at Large, or to Revised Statutes, and estimated amount required for each detailed object				Total amount to be appropriated under each head of appropriation	Amount appropriated for the fiscal year ending June 30, 1927
<b>Miscellaneous Indian Funds, Arizona (Tribal Funds)—Continued.</b>					
	Estimated expenditures, 1928 appropriation	Estimated expenditures, 1927 appropriation	Expended and obligated, 1926		
<b>COLORADO RIVER—continued</b>					
Equipment:					
3000 Passenger-carrying vehicles.....			\$394.00		
3010 Furniture, furnishings, and fixtures.....		\$50.00	87.13		
3050 Other equipment.....		300.00	602.42		
30 Total equipment.....		350.00	1,083.55		
Total.....	\$4,500.00	6,000.00	5,384.58		
<b>FORT APACHE</b>					
Field service:					
Salaries and wages—					
Salary range, \$2,100 to \$2,700; average, \$2,400—	Average—	Average—	Average—		
Physician.....	No. 1 Salary \$2,400	No. 1 Salary \$2,400	No. 1 Salary \$2,400		
Salary range, \$1,860 to \$2,400; average, \$2,100—					
Principal clerk.....	1 2,100	1 2,100	1 2,100		
Salary range, \$1,680 to \$2,040; average, \$1,860—					
Forest ranger.....	1 1,860	1 1,860	1 1,860		
Salary range, \$1,320 to \$1,680; average, \$1,500—					
Assistant clerks.....	2 1,560	2 1,560	2 1,530		
Financial clerk.....	1 1,500	1 1,500	1 1,500		
Salary range, \$1,140 to \$1,500; average, \$1,320—					
Junior clerks.....	2 1,320	2 1,320	2 1,320		
Farmers.....	2 1,500	2 1,500	2 1,500		
Stockmen.....	5 1,416	5 1,416	5 1,392		
Assistant engineer.....	1 1,320	1 1,320	1 1,320		
Salary range, \$900 to \$1,140; average, \$1,020—					
Blacksmith.....	1 1,140	1 1,140	1 1,140		
Ungraded—					
Laborers.....	4 990	4 990	4 990		
Total average number of employees.....	21	21	21		
Total salaries and wages, field service.....	30,120.00	30,120.00	29,940.00		
Deduct allowances for quarters, fuel, and light.....	3,660.00	3,660.00	3,660.00		
Cash payment, salaries and wages.....	26,460.00	26,460.00	26,280.00		
Miscellaneous and temporary labor, \$4 to \$1 per day.....	13,000.00	13,000.00	38,092.84		
01 Total personal services.....	44,460.00	44,460.00	64,372.84		
Supplies and materials:					
0200 Stationery and office supplies.....	50.00	50.00			
0210 Medical and hospital supplies.....	1,000.00	1,000.00	918.24		
0220 Scientific and educational supplies.....	100.00	100.00			
0230 Fuel.....	1,600.00	1,500.00	1,492.52		
0240 Wearing apparel and sewing supplies.....	200.00	200.00			
0250 Forage and other supplies for animals.....	11,000.00	10,000.00	9,959.61		
0260 Provisions.....	5,500.00	5,000.00	4,526.16		
0290 Sundry supplies.....	2,500.00	2,000.00	1,056.77		
02 Total supplies and materials.....	21,950.00	19,850.00	17,953.30		
Communication service:					
0500 Telegraph service.....	25.00	25.00	8.79		
0510 Telephone service.....	75.00	75.00	20.05		
05 Total communication service.....	100.00	100.00	28.84		
Commercial transportation.....	2,500.00	2,000.00	2,000.62		
07 Transportation of things (service).....	6,000.00	5,000.00	5,255.93		
12 Repairs and alterations.....	6,000.00	7,000.00	3,775.27		
13 Special and miscellaneous expenses.....	1,390.00	1,490.00	659.94		
22 Burial expenses.....	100.00	100.00	64.73		
Equipment:					
3000 Passenger-carrying vehicles.....	1,000.00		1,074.15		
3010 Furniture, furnishings, and fixtures.....	1,500.00	2,000.00	714.69		
3040 Livestock.....	10,000.00	9,000.00	9,300.00		
3050 Other equipment.....	5,000.00	5,000.00	3,360.94		
30 Total equipment.....	17,500.00	16,000.00	14,449.78		
31 Land and interest in land.....			20.00		
32 Other structures.....	25,000.00	33,000.00	10,418.75		
Total.....	125,000.00	129,000.00	119,000.00		
<b>FORT MOJAVE</b>					
01 Net salaries and wages (irregular labor).....	400.00	400.00			
02 Provisions.....	500.00	500.00	489.55		
07 Transportation of things (service).....	100.00	100.00	22.77		
Total.....	1,000.00	1,000.00	512.32		

## Estimates of appropriations required for the service of the fiscal year ending June 30, 1928—Continued

General object (title of appropriation), date of acts, references to Statutes at Large, or to Revised Statutes, and estimated amount required for each detailed object				Total amount to be appropriated under each head of appropriation	Amount appropriated for the fiscal year ending June 30, 1927
<i>Miscellaneous Indian Funds, Arizona (Tribal Funds)—Continued.</i>					
		Estimated expenditures, 1928 appropriation	Estimated expenditures, 1927 appropriation	Expended and obligated, 1926	
<b>KAIBAB</b>					
01 Net salaries and wages (irregular labor).....		\$1,000.00	\$1,000.00	\$858.25	
06 Commercial transportation.....				45.80	
12 Repairs and alterations.....		500.00	500.00	237.01	
Equipment:					
3040 Livestock.....				400.00	
3050 Other equipment.....		500.00	500.00		
30 Total equipment.....		500.00	500.00	400.00	
32 Other structures.....				129.25	
Total.....		2,000.00	2,000.00	1,670.31	
<b>PIMA</b>					
01 Net salaries and wages (irregular labor).....		500.00	1,000.00	231.00	
Supplies and materials:					
0210 Medical and hospital supplies.....		100.00	200.00		
0230 Fuel.....			100.00	78.26	
0260 Provisions.....		100.00	200.00		
0280 Sundry supplies.....			300.00	31.25	
02 Total supplies and materials.....		200.00	800.00	109.51	
12 Repairs and alterations.....		100.00	200.00	807.80	
13 Special and miscellaneous expenses.....				265.00	
Total.....		800.00	2,000.00	1,413.31	
<b>SALT RIVER</b>					
01 Net salaries and wages (irregular labor).....		300.00	300.00		
<b>SAN CARLOS</b>					
Field service:					
Salaries and wages—					
Salary range, \$1,860 to \$2,400; average, \$2,100—					
Physicians.....	Average— No. 2 Salary \$2,100	Average— No. 2 Salary \$2,100	Average— No. 1 Salary \$2,100		
Salary range, \$1,320 to \$1,680; average, \$1,500—					
Engineer.....	1 1,620	1 1,620	1 1,620		
Superintendent of livestock.....	1 1,860	1 1,860	1 1,860		
Overseer.....	1 1,620	1 1,620	1 1,620		
Salary range, \$1,140 to \$1,500; average, \$1,320—					
Stockmen.....	2 1,380	2 1,380	2 1,380		
Carpenter.....	1 1,320	1 1,320	1 1,320		
Assistant engineer.....	1 1,320	1 1,320	1 1,320		
Forest guard.....	1 1,320	1 1,320	1 1,320		
Salary range, \$900 to \$1,140; average, \$1,020—					
Harness maker.....	1 1,140	1 1,140	1 1,140		
Linerider.....	1 1,020	1 1,020	1 1,020		
Ungraded—					
Laborers.....	7 1,003	7 1,003	7 1,003		
Total average number of employees.....	19	19	18		
Total salaries and wages, field service.....	25,200.00	25,200.00	23,100.00		
Deduct allowances for quarters, fuel, and light.....	3,000.00	3,000.00	2,760.00		
Cash payment, salaries and wages.....	22,200.00	22,200.00	20,340.00		
Miscellaneous and temporary labor, \$4 to \$1 per day.....	14,000.00	14,000.00	14,196.40		
01 Total personal services.....	36,200.00	36,200.00	34,536.40		
Supplies and materials:					
0210 Medical and hospital supplies.....	600.00	550.00	544.51		
0230 Fuel.....	6,000.00	6,000.00	5,765.21		
0240 Wearing apparel and sewing supplies.....	450.00	600.00	395.88		
0250 Forage and other supplies for animals.....	2,500.00	2,500.00	2,663.02		
0260 Provisions.....	12,000.00	11,500.00	11,694.54		
0280 Sundry supplies.....	1,200.00	2,000.00	1,524.36		
02 Total supplies and materials.....	22,750.00	23,150.00	22,617.52		
Communication service:					
0500 Telegraph service.....	20.00	20.00	13.52		
0510 Telephone service.....	20.00	20.00	11.48		
0520 Other communication service.....	10.00	10.00	4.90		
05 Total communication service.....	50.00	50.00	29.90		
06 Commercial transportation.....	1,500.00	1,500.00	1,400.00		
07 Transportation of things (service).....	1,000.00	1,000.00	256.24		
12 Repairs and alterations.....	7,500.00	6,000.00	6,899.75		
13 Special and miscellaneous expenses.....	300.00	200.00	30.50		
Equipment:					
3000 Passenger-carrying vehicles.....		300.00	544.50		
3010 Furniture, furnishings, and fixtures.....	800.00	1,000.00	212.91		
3040 Livestock.....	3,500.00	3,000.00	5,133.00		
3050 Other equipment.....	400.00	1,100.00	1,983.57		
30 Total equipment.....	4,700.00	5,900.00	7,873.98		
Total.....	74,000.00	74,000.00	73,644.29		

## Estimates of appropriations required for the service of the fiscal year ending June 30, 1928—Continued

General object (title of appropriation), date of acts, references to Statutes at Large, or to Revised Statutes, and estimated amount required for each detailed object

Total amount to be appropriated under each head of appropriation

Amount appropriated for the fiscal year ending June 30, 1927

## Miscellaneous Indian Funds, Arizona (Tribal Funds)—Continued.

	Estimated expenditures, 1928 appropriation	Estimated expenditures, 1927 appropriation	Expended and obligated, 1926
<b>TRUXTON CANYON</b>			
Field service:			
Salaries and wages—	<i>Average—</i>	<i>Average—</i>	<i>Average—</i>
Salary range, \$1,860 to \$2,400; average, \$2,100—	<i>No. Salary</i>	<i>No. Salary</i>	<i>No. Salary</i>
Physician.....	1 \$2,100	1 \$2,100	1 \$2,100
Salary range, \$1,680 to \$2,040; average, \$1,860—			
Senior clerk.....	1 1,860	1 1,860	1 1,860
Salary range, \$1,320 to \$1,680; average, \$1,500—			
Superintendent of livestock.....	1 1,620	1 1,620	1 1,620
Salary range, \$1,140 to \$1,500; average, \$1,320—			
Farmer.....	1 1,380	1 1,380	1 1,380
Ungraded: Laborers.....	2 1,140	2 1,140	2 1,140
Total average number of employees.....	6	6	6
Total salaries and wages, field service.....	9,240.00	9,240.00	9,240.00
Deduct allowances for quarters, fuel, and light.....	1,020.00	1,020.00	1,020.00
Cash payment, salaries and wages.....	8,220.00	8,220.00	8,220.00
Miscellaneous and temporary labor, \$4 to \$1 per day.....	6,000.00	6,000.00	5,728.58
01 Total personal services.....	14,220.00	14,220.00	13,948.58
Supplies and materials:			
0200 Stationery and office supplies.....	50.00		47.69
0210 Medical and hospital supplies.....	100.00	100.00	58.50
0230 Fuel.....	1,500.00	1,600.00	1,416.38
0240 Wearing apparel and sewing supplies.....	300.00	400.00	314.31
0250 Forage and other supplies for animals.....	4,000.00	4,000.00	3,007.69
0260 Provisions.....	1,200.00	1,200.00	1,155.64
0280 Sundry supplies.....	300.00	800.00	320.78
02 Total supplies and materials.....	7,450.00	8,100.00	6,320.99
Communication service:			
0500 Telegraph service.....	25.00	25.00	3.66
0510 Telephone service.....	75.00	75.00	30.55
05 Total communication service.....	100.00	100.00	34.21
06 Commercial transportation.....	200.00	200.00	170.11
07 Transportation of things (service).....	450.00	500.00	413.00
10 Furnishing of heat, light, power, water, and electricity (service).....	1,400.00	1,500.00	1,335.64
12 Repairs and alterations.....	800.00	1,000.00	907.41
13 Special and miscellaneous expenses.....	180.00	180.00	11.16
Equipment:			
3000 Passenger-carrying vehicles.....	500.00		
3010 Furniture, furnishings, and fixtures.....		300.00	247.14
3040 Livestock.....	3,000.00	5,000.00	5,800.00
3050 Other equipment.....	800.00	900.00	378.15
30 Total equipment.....	4,300.00	6,200.00	6,425.29
Structures and parts and nonstructural improvements to land:			
3210 Other structures.....			1,468.88
3220 Nonstructural improvements.....	900.00		
32 Total structures and parts, etc.....	900.00		1,468.88
Total.....	30,000.00	32,000.00	31,033.27

## Miscellaneous Indian Funds, California (Tribal Funds)—

California: Round Valley, [\$7,000] \$5,000; Tule River, \$200; in all, [\$7,200] \$5,200 (acts June 30, 1919, vol. 41, p. 30, sec. 25; Jan. 24, 1923, vol. 42, p. 1188, sec. 1; May 10, 1926, vol. 44, p. 474).

	Estimated expenditures, 1928 appropriation	Estimated expenditures, 1927 appropriation	Expended and obligated, 1926
<b>ROUND VALLEY</b>			
Field service:			
Salaries and wages—	<i>Average—</i>	<i>Average—</i>	<i>Average—</i>
Salary range, \$1,680 to \$2,040; average, \$1,860—	<i>No. Salary</i>	<i>No. Salary</i>	<i>No. Salary</i>
Physician.....	1 \$1,860	1 \$1,860	
Ungraded—			
Laborer.....	1 1,080	1 1,080	
Total average number of employees.....	1½	1½	
Total salaries and wages, field service.....	2,010.00	2,010.00	
Deduct allowances for quarters, fuel, and light.....	120.00	120.00	
Cash payment, salaries and wages.....	1,890.00	1,890.00	
Miscellaneous and temporary labor, \$4 to \$1 per day.....	1,500.00	2,500.00	366.67
01 Total personal services.....	3,390.00	4,390.00	366.67

*Estimates of appropriations required for the service of the fiscal year ending June 30, 1928—Continued*

General object (title of appropriation), date of acts, references to Statutes at Large, or to Revised Statutes, and estimated amount required for each detailed object				Total amount to be appropriated under each head of appropriation	Amount appropriated for the fiscal year ending June 30, 1927
<b>Miscellaneous Indian Funds, California (Tribal Funds)—Continued.</b>					
	Estimated expenditures, 1928 appropriation	Estimated expenditures, 1927 appropriation	Expended and obligated, 1926		
<b>ROUND VALLEY—continued</b>					
Supplies and materials:					
0210 Medical and hospital supplies.....	\$150.00	\$200.00	\$109.03		
0230 Fuel.....	150.00	200.00	-----		
0240 Wearing apparel and sewing supplies.....	50.00	100.00	25.60		
0260 Provisions.....	300.00	300.00	295.27		
0280 Sundry supplies.....	100.00	300.00	17.08		
02 Total supplies and materials.....	750.00	1,100.00	446.98		
06 Commercial transportation.....	100.00	200.00	42.60		
07 Transportation of things (service).....	100.00	100.00	20.97		
10 Furnishing of heat, light, power, water, and electricity (service).....	200.00	250.00	-----		
12 Repairs and alterations.....	150.00	250.00	184.67		
13 Special and miscellaneous expenses.....	110.00	150.00	62.00		
Equipment:					
3010 Furniture, furnishings, and fixtures.....	100.00	200.00	17.62		
3050 Other equipment.....	100.00	360.00	-----		
30 Total equipment.....	200.00	560.00	17.62		
Total.....	5,000.00	7,000.00	1,121.51		
<b>TULE RIVER</b>					
01 Net salaries and wages (irregular labor).....	100.00	100.00	-----		
Supplies and materials:					
0210 Medical and hospital supplies.....	20.00	20.00	8.85		
0260 Provisions.....	50.00	50.00	71.90		
0280 Sundry supplies.....	30.00	-----	-----		
02 Total supplies and materials.....	100.00	70.00	80.75		
12 Repairs and alterations.....	-----	30.00	87.41		
Total.....	200.00	200.00	168.16		
<b>Miscellaneous Indian Funds, Colorado (Tribal Funds)—</b>					
Colorado: Consolidated Ute (Southern Ute, \$5,000; Ute Mountain, \$14,500), \$19,500 ( <i>acts June 30, 1919, vol. 41, p. 80, sec. 25; Jan. 24, 1923, vol. 42, p. 1189, sec. 1; May 10, 1926, vol. 44, p. 474</i> ).					
	Estimated expenditures, 1928 appropriation	Estimated expenditures, 1927 appropriation	Expended and obligated, 1926		
<b>Field service:</b>					
Salaries and wages—					
Salary range, \$1,140 to \$1,500; average, \$1,320—					
General mechanic.....	No. 1 \$1,380	No. 1 \$1,380	No. 1 \$1,380		
Blacksmith.....	1 1,200	1 1,200	1 1,200		
Total average number of employees.....	2	2	2		
Total salaries and wages, field service.....	2,580.00	2,580.00	2,580.00		
Deduct allowances for quarters, fuel, and light.....	300.00	300.00	300.00		
Cash payment, salaries and wages.....	2,280.00	2,280.00	2,280.00		
Miscellaneous and temporary labor, \$4 to \$1 per day.....	3,000.00	2,800.00	2,557.43		
01 Total personal services.....	5,280.00	5,080.00	4,837.43		
Supplies and materials:					
0210 Medical and hospital supplies.....	400.00	600.00	392.94		
0230 Fuel.....	1,900.00	1,900.00	1,734.11		
0240 Wearing apparel and sewing supplies.....	100.00	100.00	-----		
0250 Forage and other supplies for animals.....	400.00	600.00	251.03		
0260 Provisions.....	800.00	900.00	-----		
0280 Sundry supplies.....	800.00	500.00	703.28		
02 Total supplies and materials.....	4,400.00	4,600.00	3,061.36		
Communication service:					
0500 Telegraph service.....	25.00	25.00	10.70		
0510 Telephone service.....	100.00	100.00	101.10		
0520 Other communication service.....	-----	-----	2.50		
05 Total communication service.....	125.00	125.00	114.30		
06 Commercial transportation.....	1,400.00	1,500.00	1,311.01		
07 Transportation of things (service).....	100.00	100.00	-----		
08 Printing and binding.....	-----	-----	11.50		
12 Repairs and alterations.....	2,000.00	2,000.00	2,232.55		
13 Special and miscellaneous expenses.....	195.00	395.00	311.07		
Equipment:					
3000 Passenger-carrying vehicles.....	-----	-----	261.25		
3010 Furniture, furnishings, and fixtures.....	300.00	300.00	295.27		
3040 Livestock.....	5,200.00	5,100.00	787.50		
3050 Other equipment.....	500.00	300.00	291.61		
30 Total equipment.....	6,000.00	5,700.00	1,635.63		
32 Other structures.....	-----	-----	25.00		
Total.....	19,500.00	19,500.00	13,559.85		



*Estimates of appropriations required for the service of the fiscal year ending June 30, 1928—Continued*

General object (title of appropriation), date of acts, references to Statutes at Large, or to Revised Statutes, and estimated amount required for each detailed object				Total amount to be appropriated under each head of appropriation	Amount appropriated for the fiscal year ending June 30, 1927
<b>Miscellaneous Indian Funds, Idaho (Tribal Funds)—</b>					
Idaho: Coeur d'Alene, \$16,000; Fort Hall, \$25,000; Fort Lapwai, \$14,000; in all, \$55,000 (acts June 30, 1919, vol. 41, p. 30, sec. 25; Jan. 24, 1923, vol. 42, p. 1189, sec. 1; May 10, 1926, vol. 44, p. 474).					
	Estimated expenditures, 1928 appropriation	Estimated expenditures, 1927 appropriation	Expended and obligated, 1926		
<b>Coeur d'Alene</b>					
Field service:					
Salaries and wages—					
Salary range, \$2,100 to \$2,700; average, \$2,400—					
Superintendent	No. 1 Salary \$2,400	No. 1 Salary \$2,400	No. 1 Salary \$2,100		
Salary range, \$1,860 to \$2,400; average, \$2,100—					
Special officer	1 2,100	1 2,100	1 2,100		
Forest ranger	1 2,100	1 2,100	1 2,100		
Salary range, \$1,500 to \$1,860; average, \$1,680—					
Clerk	1 1,740	1 1,740	1 1,680		
Salary range, \$1,320 to \$1,680; average, \$1,500—					
Assistant clerk	1 1,500	1 1,500	1 1,500		
Salary range, \$1,140 to \$1,500; average, \$1,320—					
Farmer	1 1,380	1 1,380	1 1,380		
Ungraded—					
Laborers	2 750	2 750	2 750		
Total average number of employees	7 1/2	7 1/2	6 1/2		
Total gross salaries and wages, field service	11,670.00	11,670.00	8,960.00		
Deduct allowances for quarters, fuel, and light	1,380.00	1,380.00	990.00		
Cash payment, salaries and wages	10,290.00	10,290.00	7,970.00		
Miscellaneous and temporary labor, \$4 to \$1 per day			43.05		
01 Total personal services	10,290.00	10,290.00	8,013.05		
Supplies and materials:					
0210 Medical and hospital supplies	200.00	250.00	161.44		
0230 Fuel	1,200.00	1,200.00	1,107.33		
0240 Wearing apparel and sewing supplies	100.00	100.00			
0250 Forage and other supplies for animals	400.00	300.00	297.57		
0260 Provisions	900.00	800.00	765.67		
0280 Sundry supplies	200.00	100.00	118.38		
02 Total supplies and materials	3,000.00	2,750.00	2,450.39		
05 Telephone service	100.00	100.00	78.81		
06 Commercial transportation	500.00	700.00	533.15		
12 Repairs and alterations	2,000.00	1,500.00	1,539.20		
13 Special and miscellaneous expenses	10.00	60.00	12.59		
Equipment:					
3000 Passenger-carrying vehicles			1,219.64		
3010 Furniture, furnishings, and fixtures		200.00	125.15		
3050 Other equipment	100.00	400.00	58.02		
30 Total equipment	100.00	600.00	1,402.81		
Total	16,000.00	16,000.00	14,030.00		
<b>Fort Hall</b>					
Field service:					
Salaries and wages—					
Salary range, \$2,700 to \$3,300; average, \$3,000—					
Superintendent	1 3,000	1 3,000			
Salary range, \$1,500 to \$1,860; average, \$1,680—					
Nurse			1 1,680		
Salary range, \$1,140 to \$1,500; average, \$1,320—					
General mechanic	1 1,380	1 1,380	1 1,380		
Farmer	1 1,380	1 1,380	1 1,380		
Salary range, \$900 to \$1,140; average, \$1,020—					
Matron			1 1,020		
Salary range, \$780 to \$1,020; average, \$900—					
Cook			1 900		
Total average number of employees	2 1/2	2 1/2	5		
Total salaries and wages, field service	4,760.00	4,760.00	6,360.00		
Deduct allowances for quarters, fuel, and light	560.00	560.00	780.00		
Cash payment, salaries and wages	4,200.00	4,200.00	5,580.00		
Miscellaneous and temporary labor, \$4 to \$1 per day	8,000.00	8,000.00	7,285.06		
01 Total personal services	12,200.00	12,200.00	12,865.06		
Supplies and materials:					
0210 Medical and hospital supplies	200.00	400.00	393.96		
0230 Fuel	2,000.00	2,000.00	1,466.67		
0240 Wearing apparel and sewing supplies	100.00	100.00	53.86		
0250 Forage and other supplies for animals	500.00	600.00	423.39		
0260 Provisions	1,500.00	1,500.00	1,275.39		
0280 Sundry supplies	1,000.00	1,000.00	535.43		
02 Total supplies and materials	5,300.00	5,600.00	4,148.70		
Communication service:					
0500 Telegraph service	25.00	25.00			
0510 Telephone service	275.00	275.00			
05 Total communication service	300.00	300.00			

## Estimates of appropriations required for the service of the fiscal year ending June 30, 1928—Continued

General object (title of appropriation), date of acts, references to Statutes at Large, or to Revised Statutes, and estimated amount required for each detailed object				Total amount to be appropriated under each head of appropriation	Amount appropriated for the fiscal year ending June 30, 1927
<b>Miscellaneous Indian Funds, Idaho (Tribal Funds)—Continued.</b>					
	Estimated expenditures, 1928 appropriation	Estimated expenditures, 1927 appropriation	Expended and obligated, 1926		
<b>FORT HALL—continued</b>					
06 Commercial transportation.....	\$100.00	\$100.00			
07 Transportation of things (service).....	400.00	400.00			
08 Printing and binding.....			\$77.50		
10 Furnishing of heat, light, power, water, and electricity (service).....	500.00	500.00	280.95		
12 Repairs and alterations.....	3,500.00	3,000.00	499.27		
13 Special and miscellaneous expenses.....	100.00	200.00	310.98		
<b>Equipment:</b>					
3010 Furniture, furnishings, and fixtures.....	400.00	500.00	208.15		
3050 Other equipment.....	200.00	1,000.00	653.65		
30 Total equipment.....	600.00	1,500.00	946.80		
32 Other structures.....	2,000.00	1,200.00	2,000.00		
Total.....	25,000.00	25,000.00	21,129.26		
<b>FORT LAPWAI</b>					
<b>Field service:</b>					
Salaries and wages—	<i>Average—</i>	<i>Average—</i>	<i>Average—</i>		
Salary range, \$3,000 to \$3,600; average, \$3,300—	<i>No. Salary</i>	<i>No. Salary</i>	<i>No. Salary</i>		
Superintendent.....	1 \$3,300	1 \$3,300	1 \$3,300		
Assistant superintendent.....	1 \$2,400	1 \$2,400	1 2,400		
Salary range, \$1,320 to \$1,680; average, \$1,500—					
Assistant clerks.....	2 1,530	2 1,530	1 1,560		
Salary range, \$1,140 to \$1,500; average, \$1,320—					
Junior clerk.....	1 1,320	1 1,320	1 1,320		
Farmer.....	1 1,440	1 1,440	1 1,380		
Salary range, \$900 to \$1,140; average, \$1,020—					
Night watchman.....			1 1,020		
Ungraded—					
Laborer.....	1 1,020	1 1,020	1 1,020		
Total average number of employees.....	6	6	5 1/2		
Total salaries and wages, field service.....	8,550.00	8,550.00	8,640.00		
Deduct allowances for quarters, fuel, and light.....	1,050.00	1,050.00	1,020.00		
Cash payment, salaries and wages.....	7,500.00	7,500.00	7,620.00		
Miscellaneous and temporary labor, \$4 to \$1 per day.....	1,300.00	1,300.00	134.70		
01 Total personal services.....	8,800.00	8,800.00	7,754.70		
<b>Supplies and materials:</b>					
0230 Fuel.....	1,200.00	1,000.00	1,087.77		
0250 Forage and other supplies for animals.....	108.00	100.00			
0260 Provisions.....	300.00	200.00			
0280 Sundry supplies.....	300.00	300.00	18.50		
02 Total supplies and materials.....	1,900.00	1,600.00	1,104.27		
05 Telephone service.....	100.00	75.00	80.58		
06 Commercial transportation.....	800.00	800.00	604.36		
10 Furnishing of heat, light, power, water, and electricity (service).....	600.00	600.00	512.20		
11 Other rents.....			25.00		
12 Repairs and alterations.....	700.00	600.00	427.34		
13 Special and miscellaneous expenses.....	300.00	225.00			
22 Burial expenses.....	300.00	300.00	275.00		
<b>Equipment:</b>					
3000 Passenger-carrying vehicles.....			370.00		
3010 Furniture, furnishings, and fixtures.....	200.00	500.00	162.51		
3050 Other equipment.....	300.00	500.00			
30 Total equipment.....	500.00	1,000.00	532.51		
32 Other structures.....			220.00		
Total.....	14,000.00	14,000.00	11,535.96		
<b>Miscellaneous Indian Funds, Iowa (Tribal Funds)—</b>					
Iowa: Sac and Fox, \$1,800 (acts June 30, 1919, vol. 41, p. 80, sec. 25; Jan. 24, 1923, vol. 42, p. 1189, sec. 1; May 10, 1926, vol. 44, p. 474).					
	Estimated expenditures, 1928 appropriation	Estimated expenditures, 1927 appropriation	Expended and obligated, 1926		
01 Net salaries and wages (irregular labor).....	\$400.00	\$400.00	\$76.20		
02 Sundry supplies.....	150.00	150.00	149.60		
12 Repairs and alterations.....	50.00	50.00	44.10		
13 Special and miscellaneous expenses.....	1,200.00	1,200.00	1,249.98		
Total.....	1,800.00	1,800.00	1,519.88		

*Estimates of appropriations required for the service of the fiscal year ending June 30, 1928—Continued*

General object (title of appropriation), date of acts, references to Statutes at Large, or to Revised Statutes, and estimated amount required for each detailed object				Total amount to be appropriated under each head of appropriation	Amount appropriated for the fiscal year ending June 30, 1927
<b>Miscellaneous Indian Funds, Kansas (Tribal Funds)—</b>					
Kansas: Kickapoo, \$1,500; Pottawatomie, \$2,800; in all, \$4,300 (acts June 30, 1919, vol. 41, p. 30, sec. 25; Jan. 24, 1923, vol. 42, p. 1189, sec. 1; May 10, 1926, vol. 44, p. 474).					
	Estimated expenditures, 1928 appropriation	Estimated expenditures, 1927 appropriation	Expended and obligated, 1926		
<b>KICKAPOO</b>					
01 Net salaries and wages (irregular labor).....	\$500	\$500	-----		
Supplies and materials:					
0230 Fuel.....	100	100	-----		
0260 Provisions.....	100	100	-----		
0280 Sundry supplies.....	150	100	-----		
02 Total supplies and materials.....	350	300	-----		
05 Telephone service.....	50	50	-----		
06 Commercial transportation.....	150	150	-----		
07 Transportation of things.....	50	50	-----		
12 Repairs and alterations.....	400	450	-----		
Total.....	1,500	1,500	-----		
<b>POTTAWATOMIE</b>					
Field service:					
Salaries and wages—					
Salary range, \$1,500 to \$1,860; average, \$1,680—					
Clerk.....	Average— No. ★ Salary \$1,680	Average— No. ★ Salary \$1,680	Average— No. ★ Salary \$1,680		
Total average number of employees.....	★ 840.00	★ 840.00	★ 840.00		
Total salaries and wages, field service.....	90.00	90.00	90.00		
Deduct allowances for quarters, fuel, and light.....					
Cash payment, salaries and wages.....	750.00	750.00	750.00		
Miscellaneous and temporary labor, \$4 to \$1 per day.....	350.00	350.00	45.88		
01 Total personal services.....	1,100.00	1,100.00	795.88		
Supplies and materials:					
0230 Fuel.....	400.00	400.00	422.19		
0260 Provisions.....	100.00	100.00	64.28		
0280 Sundry supplies.....	25.00	50.00	26.69		
02 Total supplies and materials.....	525.00	550.00	513.16		
Communication service:					
0510 Telephone service.....	75.00	75.00	55.74		
0520 Other communication service.....	25.00	25.00	7.40		
05 Total communication service.....	100.00	100.00	63.14		
06 Commercial transportation.....	75.00	50.00	78.00		
07 Transportation of things (service).....	75.00	75.00	72.81		
08 Printing and binding.....			12.94		
10 Furnishing of heat, light, power, water, and electricity (service).....	200.00	200.00	174.63		
12 Repairs and alterations.....	550.00	500.00	479.79		
13 Special and miscellaneous expenses.....	125.00	125.00	100.00		
30 Equipment.....	50.00	100.00	4.10		
Total.....	2,800.00	2,800.00	2,294.45		
<b>Miscellaneous Indian Funds, Michigan (Tribal Funds)—</b>					
Michigan: Mackinac, [\$700] \$200 (acts June 30, 1919, vol. 41, p. 30, sec. 25; Jan. 24, 1923, vol. 42, p. 1190, sec. 1; May 10, 1926, vol. 44, p. 474).....					
	Estimated expenditures, 1928 appropriation	Estimated expenditures, 1927 appropriation	Expended and obligated, 1926		
Supplies and materials:					
0210 Medical and hospital supplies.....		\$100.00	-----		
0260 Provisions.....	\$100.00	100.00	-----		
0280 Sundry supplies.....	100.00	200.00	-----		
02 Total supplies and materials.....	200.00	400.00	-----		
12 Repairs and alterations.....		300.00	-----		
Total.....	200.00	700.00	-----		

*Estimates of appropriations required for the service of the fiscal year ending June 30, 1928—Continued*

General object (title of appropriation), date of acts, references to Statutes at Large, or to Revised Statutes, and estimated amount required for each detailed object				Total amount to be appropriated under each head of appropriation	Amount appropriated for the fiscal year ending June 30, 1927
<b>Miscellaneous Indian Funds, Minnesota (Tribal Funds)—</b>					
Minnesota: Consolidated Chippewa <b>[\$3,000] \$1,000</b> ; Red Lake, \$60,000, payable out of trust funds of Red Lake Indians; in all, <b>[\$63,000] \$61,000</b> (acts June 30, 1919, vol. 41, p. 30, sec. 25; Jan. 24, 1923, vol. 42, p. 1190, sec. 1; May 10, 1926, vol. 44, p. 474).					
	Estimated expenditures, 1928 appropriation	Estimated expenditures, 1927 appropriation	Expended and obligated, 1926		
<b>CONSOLIDATED CHIPPEWA</b>					
01 Net salaries and wages (irregular labor).....	\$500.00	\$1,000.00	-----		
Supplies and materials:					
0210 Medical and hospital supplies.....	200.00	250.00	\$228.15		
0230 Fuel.....	-----	500.00	719.20		
0280 Sundry supplies.....	100.00	200.00	28.36		
02 Total supplies and materials.....	300.00	950.00	975.71		
07 Transportation of things (service).....	50.00	50.00	59.80		
12 Repairs and alterations.....	100.00	200.00	8.05		
13 Special and miscellaneous expenses.....	50.00	600.00	-----		
Equipment:					
3010 Furniture, furnishings, and fixtures.....	-----	200.00	101.17		
3050 Other equipment.....	-----	100.00	16.75		
30 Total equipment.....	-----	300.00	117.92		
Total.....	1,000.00	3,000.00	1,161.48		
<b>RED LAKE</b>					
Field service:					
Salaries and wages--	Average--	Average--	Average--		
Salary range, \$2,400 to \$3,000; average, \$2,700—	No. Salary	No. Salary	No. Salary		
Superintendent.....	1 \$3,000	1 \$3,000	1 \$3,000		
Salary range, \$2,100 to \$2,700; average, \$2,400—					
Mill superintendent.....	1 2,400	1 2,400	-----		
Salary range, \$1,680 to \$2,040; average, \$1,860—					
Senior clerk.....	-----	-----	1 1,860		
Salary range, \$1,500 to \$1,860; average, \$1,680—					
Principal.....	1 1,680	1 1,680	-----		
Clerk.....	1 1,680	1 1,680	1 1,680		
Salary range, \$1,320 to \$1,680; average, \$1,500—					
Scalers.....	5 1,680	5 1,680	5 1,680		
Salary range, \$1,140 to \$1,500; average, \$1,320—					
Teachers.....	3 1,380	3 1,380	-----		
Salary range, \$900 to \$1,140; average, \$1,020—					
Blacksmiths.....	2 1,200	2 1,200	-----		
Matron.....	1 1,080	1 1,080	-----		
Total average number of employees.....	15	15	7½		
Total salaries and wages, field service.....	24,780.00	24,780.00	13,440.00		
Deduct allowances for quarters, fuel, and light.....	2,760.00	2,760.00	1,230.00		
Cash payment, salaries and wages.....	22,020.00	22,020.00	12,210.00		
Miscellaneous and temporary labor, \$4 to \$1 per day.....	20,000.00	20,000.00	3,388.23		
01 Total personal services.....	42,020.00	42,020.00	15,598.23		
Supplies and materials:					
0200 Stationery and office supplies.....	50.00	50.00	22.94		
0230 Fuel.....	2,000.00	2,000.00	1,771.17		
0240 Wearing apparel and sewing supplies.....	1,000.00	1,000.00	676.12		
0250 Forage and other supplies for animals.....	2,500.00	2,500.00	1,736.96		
0260 Provisions.....	2,000.00	1,500.00	1,148.18		
0280 Sundry supplies.....	2,000.00	1,200.00	398.24		
02 Total supplies and materials.....	9,550.00	8,250.00	5,753.61		
Communication service:					
0500 Telegraph service.....	25.00	25.00	24.76		
0510 Telephone service.....	400.00	400.00	377.00		
0520 Other communication service.....	25.00	25.00	1.56		
05 Total communication service.....	450.00	450.00	403.26		
06 Commercial transportation.....	200.00	200.00	94.22		
07 Transportation of things (service).....	200.00	200.00	71.95		
11 Rents.....	400.00	400.00	351.15		
12 Repairs and alterations.....	3,000.00	4,000.00	1,463.98		
13 Special and miscellaneous expenses.....	1,180.00	1,980.00	15.00		
Equipment:					
3010 Furniture, furnishings, and fixtures.....	500.00	500.00	388.00		
3040 Livestock.....	-----	-----	12.00		
3050 Other equipment.....	2,500.00	2,000.00	303.92		
30 Total equipment.....	3,000.00	2,500.00	703.92		
Total.....	60,000.00	60,000.00	24,455.32		

*Estimates of appropriations required for the service of the fiscal year ending June 30, 1928—Continued*

General object (title of appropriation), date of acts, references to Statutes at Large, or to Revised Statutes, and estimated amount required for each detailed object

Total amount to be appropriated under each head of appropriation

Amount appropriated for the fiscal year ending June 30, 1927

*Miscellaneous Indian Funds, Montana (Tribal Funds)—*

Montana: Blackfeet, **[\$6,000]** \$2,000; **[Crow, \$75,000;]** Flathead, \$40,000; Fort Belknap, \$20,000; Fort Peck, **[\$5,500]** \$10,000; Tongue River, **[\$9,500]** \$15,000; Rocky Boy, \$5,000; in all, **[\$156,000]** \$92,000 (acts June 30, 1919, vol. 41, p. 30, sec. 25; Jan. 24, 1923, vol. 42, p. 1191, sec. 1; May 10, 1926, vol. 44, p. 474).

	Estimated expenditures, 1928 appropriation	Estimated expenditures, 1927 appropriation	Expended and obligated, 1926
<b>BLACKFEET</b>			
01 Net salaries and wages (irregular labor).....	\$1,500.00	\$2,000.00	\$1,220.62
02 Provisions.....	400.00	3,500.00	7.80
05 Telephone service.....			26.25
12 Repairs and alterations.....			6.80
13 Special and miscellaneous expenses.....	100.00	500.00	35.00
30 Passenger-carrying vehicles.....			3,210.00
Total.....	2,000.00	6,000.00	4,506.47
<b>CROW</b>			
Field service:			
Salaries and wages—	<i>Average—</i>	<i>Average—</i>	<i>Average—</i>
Salary range, \$3,300 to \$3,900; average, \$3,600—	<i>No. Salary</i>	<i>No. Salary</i>	<i>No. Salary</i>
Superintendent.....	1 \$3,600	1 \$3,600	1 \$3,600
Salary range, \$2,100 to \$2,700; average, \$2,400—			
Physician.....	1 2,400	1 2,400	1 2,400
Salary range, \$1,860 to \$2,400; average, \$2,100—			
Day-school inspector.....	1 2,100	1 2,100	1 2,100
Financial clerk.....	1 2,100	1 2,100	1 2,100
Physicians.....	1 2,100	1 2,100	1 2,100
Special officer.....	1 2,100	1 2,100	1 2,100
Salary range, \$1,500 to \$1,680; average, \$1,680—			
Clerks.....	2 1,680	2 1,680	2 1,680
Nurses.....	2 1,680	2 1,680	2 1,680
Salary range, \$1,320 to \$1,680; average, \$1,500—			
Assistant clerk.....	1 1,500	1 1,500	1 1,500
Miller.....	1 1,500	1 1,500	1 1,500
Engineer.....	1 1,560	1 1,560	1 1,560
Salary range, \$1,140 to \$1,500; average, \$1,320—			
Junior clerks.....	4 1,335	4 1,320	4 1,320
Field matron.....	1 1,380	1 1,380	1 1,380
Female industrial teacher.....	1 1,380	1 1,380	1 1,380
Farmers.....	4 1,380	4 1,380	4 1,380
Matron.....	1 1,020	1 1,020	1 1,020
Cook.....	1 1,020	1 1,020	1 1,020
Ungraded—			
Laborers.....	11 982	11 982	11 982
Total average number of employees.....	35 1/2	35 1/2	35 1/2
Total salaries and wages, field service.....		51,430.00	51,140.00
Deduct allowances for quarters, fuel, and light.....		6,110.00	6,110.00
Cash payment, salaries and wages.....		45,320.00	45,030.00
The difference between 1928 and 1927 is due to transfer of employees to another appropriation, \$45,320.			
Miscellaneous and temporary labor, \$4 to \$1 per day.....			10,214.98
01 Total personal services.....		45,320.00	55,244.98
Supplies and materials:			
0200 Stationery and office supplies.....		100.00	99.93
0210 Medical and hospital supplies.....		2,000.00	1,992.64
0220 Scientific and educational supplies.....			22.65
0230 Fuel.....		8,000.00	9,445.08
0240 Wearing apparel and sewing supplies.....		300.00	226.32
0250 Forage and other supplies for animals.....		800.00	862.65
0260 Provisions.....		2,500.00	2,761.09
0280 Sundry supplies.....		1,500.00	1,456.69
02 Total supplies and materials.....		15,200.00	16,857.05
Communication service:			
0500 Telegraph service.....		10.00	6.34
0510 Telephone service.....		50.00	45.90
0520 Other communication service.....		15.00	15.00
05 Total communication service.....		75.00	67.24
Travel expenses:			
0600 Commercial transportation.....		1,200.00	1,653.42
0630 Per diem in lieu of subsistence.....		1,500.00	1,888.00
06 Total travel expenses.....		2,700.00	3,541.42
07 Transportation of things (service).....		4,000.00	4,085.17
08 Printing and binding.....			19.63
12 Repairs and alterations.....		6,000.00	7,849.55
13 Special and miscellaneous expenses.....		755.00	1,194.00
22 Burial expenses.....		150.00	42.11
Equipment:			
3000 Passenger-carrying vehicles.....			2,500.00
3010 Furniture, furnishings, and fixtures.....		500.00	432.00
3040 Livestock.....			399.00
3050 Other equipment.....		300.00	203.19
30 Total equipment.....		800.00	3,534.19
32 Other structures.....			89.88
Total.....		75,000.00	92,525.22

*Estimates of appropriations required for the service of the fiscal year ending June 30, 1928—Continued*

General object (title of appropriation), date of acts, references to Statutes at Large, or to Revised Statutes, and estimated amount required for each detailed object				Total amount to be appropriated under each head of appropriation	Amount appropriated for the fiscal year ending June 30, 1927
<b>Miscellaneous Indian Funds, Montana (Tribal Funds)—Continued.</b>					
	Estimated expenditures, 1928 appropriation	Estimated expenditures, 1927 appropriation	Expended and obligated, 1926		
<b>FLATHEAD</b>					
Field service:					
Salaries and wages—	Average—	Average—	Average—		
Salary range, \$1,860 to \$2,400; average, \$2,100—	No. Salary	No. Salary	No. Salary		
Principal clerk.....	1 \$2,300	1 \$2,300	1 \$2,300		
Physician.....	1 2,100	1 2,100	1 2,100		
Special officer.....	1 2,100	1 2,100	1 2,100		
Salary range, \$1,680 to \$2,040; average, \$1,860—					
General mechanic.....	1 1,860	1 1,860	1 1,860		
Salary range, \$1,500 to \$1,680; average, \$1,680—					
Day school inspector.....	1 1,680	1 1,680	1 1,680		
Salary range, \$1,320 to \$1,680; average, \$1,500—					
Assistant clerks.....	2 1,590	2 1,590	2 1,590		
Engineer.....	1 1,500	1 1,500	1 1,500		
Farmer.....	1 1,620	1 1,620	1 1,620		
Salary range, \$1,140 to \$1,500; average, \$1,320—					
Farmer.....	1 1,440	1 1,440	1 1,380		
Ungraded—					
Physician.....	1 720	1 720	1 720		
Laborers.....	2 1,020	2 1,020	2 1,020		
Total average number of employees.....	13	13	10		
Total salaries and wages, field service.....	20,540.00	20,540.00	15,300.00		
Deduct allowances for quarters, fuel, and light.....	2,280.00	2,280.00	1,740.00		
Cash payment, salaries and wages.....	18,260.00	18,260.00	13,560.00		
Miscellaneous and temporary labor, \$4 to \$1 per day.....	5,000.00	5,000.00	5,340.00		
01 Total personal services.....	23,260.00	23,260.00	18,900.00		
Supplies and materials:					
0210 Medical and hospital supplies.....	300.00	300.00	14.96		
0230 Fuel.....	3,500.00	3,500.00	138.25		
0240 Wearing apparel and sewing supplies.....	500.00	500.00	86.57		
0250 Forage and other supplies for animals.....	200.00	200.00	96.75		
0260 Provisions.....	4,000.00	4,000.00	2,551.32		
0280 Sundry supplies.....	1,000.00	500.00	235.54		
02 Total supplies and materials.....	9,500.00	9,000.00	3,123.39		
Communication service:					
0500 Telegraph service.....	25.00	25.00	7.19		
0510 Telephone service.....	50.00	50.00			
05 Total communication service.....	75.00	75.00	7.19		
06 Commercial transportation.....	1,500.00	1,500.00	1,313.46		
07 Transportation of things (service).....	1,000.00	1,000.00	11.50		
10 Furnishing of heat, light, power, water, and electricity (service).....	350.00	350.00	125.00		
12 Repairs and alterations.....	2,500.00	3,000.00	632.62		
13 Special and miscellaneous expenses.....	315.00	215.00	388.00		
Equipment:					
3000 Passenger-carrying vehicles.....	500.00		1,283.20		
3010 Furniture, furnishings, and fixtures.....	300.00	300.00			
3020 Educational, scientific, and recreational equipment.....	100.00	300.00	105.35		
3050 Other equipment.....	600.00	1,000.00			
30 Total equipment.....	1,500.00	1,600.00	1,388.55		
32 Other structures.....			195.34		
Total.....	40,000.00	40,000.00	26,065.05		
<b>FORT BELKNAP</b>					
Field service:					
Salaries and wages—					
Salary range, \$1,320 to \$1,680; average, \$1,500—					
Assistant clerk.....	1 1,500	1 1,500	1 1,500		
Salary range, \$1,140 to \$1,500; average, \$1,320—					
Junior clerk.....	1 1,320	1 1,320	1 1,320		
Farmer.....	2 1,380	2 1,380	2 1,380		
Forest guard.....	1 1,320	1 1,320	1 1,320		
Salary range, \$900 to \$1,140; average, \$1,020—					
Harness maker.....	1 1,260	1 1,260	1 1,260		
Matron.....	1 1,140	1 1,140	1 1,140		
Salary range, \$1,500 to \$1,860; average, \$1,680—					
Nurse.....	1 1,680	1 1,680	1 1,680		
Ungraded—					
Laborers.....	2 1,020	2 1,020	2 1,020		
Total average number of employees.....	10	10	10		
Total salaries and wages, field service.....	13,020.00	13,020.00	13,020.00		
Deduct allowances for quarters, fuel, and light.....	1,560.00	1,560.00	1,560.00		
Cash payment, salaries and wages.....	11,460.00	11,460.00	11,460.00		
Miscellaneous and temporary labor, \$4 to \$1 per day.....	1,000.00	1,000.00	1,315.24		
01 Total personal services.....	12,460.00	12,460.00	12,775.24		

*Estimates of appropriations required for the service of the fiscal year ending June 30, 1928—Continued*

General object (title of appropriation), date of acts, references to Statutes at Large, or to Revised Statutes, and estimated amount required for each detailed object				Total amount to be appropriated under each head of appropriation	Amount appropriated for the fiscal year ending June 30, 1927
<b>Miscellaneous Indian Funds, Montana (Tribal Funds)—Continued.</b>					
	Estimated expenditures, 1928 appropriation	Estimated expenditures, 1927 appropriation	Expended and obligated, 1926		
<b>FORT BELKNAP—continued</b>					
Supplies and materials:					
0210 Medical and hospital supplies.....	\$800.00	\$1,000.00	\$729.87		
0230 Fuel.....	1,500.00	1,500.00	1,133.06		
0240 Wearing apparel and sewing supplies.....	100.00	100.00	35.67		
0250 Forage and other supplies for animals.....	100.00	100.00	13.88		
0260 Provisions.....	1,800.00	1,500.00	1,165.50		
0280 Sundry supplies.....	900.00	800.00	605.17		
02 Total supplies and materials.....	5,300.00	5,000.00	3,683.25		
Equipment:					
3000 Passenger-carrying vehicles.....			670.00		
3010 Furniture, furnishings, and fixtures.....	400.00	500.00	324.29		
3050 Other equipment.....	200.00	500.00	208.88		
30 Total equipment.....	600.00	1,000.00	1,203.17		
Total.....	20,000.00	20,000.00	19,371.05		
<b>FORT PECK</b>					
01 Net salaries and wages (irregular labor).....	2,000.00	500.00			
Supplies and materials:					
0210 Medical and hospital supplies.....	100.00	100.00	12.04		
0230 Fuel.....	2,000.00	2,000.00	1,726.67		
0260 Provisions.....	2,500.00	1,000.00	2,114.81		
0280 Sundry supplies.....	500.00	100.00	178.95		
02 Total supplies and materials.....	5,100.00	3,200.00	4,032.47		
05 Telephone service.....	50.00	50.00	34.50		
Travel expenses:					
0600 Commercial transportation.....	350.00	350.00	334.22		
0630 Per diem in lieu of subsistence.....	450.00	450.00	440.00		
06 Total travel expenses.....	800.00	800.00	774.22		
07 Transportation of things (service).....	200.00				
12 Repairs and alterations.....	1,000.00	400.00	328.14		
13 Special and miscellaneous expenses.....	350.00				
Equipment:					
3010 Furniture, furnishings, and fixtures.....	200.00	50.00	16.10		
3050 Other equipment.....	300.00				
30 Total equipment.....	500.00	50.00	16.10		
Total.....	10,000.00	5,500.00	5,185.43		
<b>TONGUE RIVER</b>					
Field service:					
Salaries and wages—	Average—		Average—		Average—
Salary range, \$1,320 to \$1,680; average, \$1,500—	No.	Salary	No.	Salary	No.
Assistant clerk.....	1	\$1,500	1	\$1,500	1
Total average number of employees.....					
Total salaries and wages, field service.....	1	375.00	1	375.00	1
Deduct allowances for quarters, fuel, and light.....		45.00		45.00	
Cash payment, salaries and wages.....		330.00		330.00	
Miscellaneous and temporary labor, \$4 to \$1 per day.....		5,000.00		5,000.00	
01 Total personal services.....		5,330.00		5,330.00	
Supplies and materials:					
0210 Medical and hospital supplies.....	250.00	250.00			
0230 Fuel.....	200.00	200.00		55.00	
0250 Forage and other supplies for animals.....	200.00	200.00		130.00	
0260 Provisions.....	2,500.00	1,500.00		1,469.30	
0280 Sundry supplies.....	900.00	500.00		634.03	
02 Total supplies and materials.....	4,050.00	2,650.00		2,288.33	
06 Commercial transportation.....	100.00	175.00		14.81	
07 Transportation of things (service).....	400.00	400.00		362.27	
11 Other rents.....	100.00			29.00	
12 Repairs and alterations.....	1,900.00	700.00		1,771.77	
13 Special and miscellaneous expenses.....	120.00				
30 Equipment.....		245.00		101.46	
32 Structures.....	3,000.00				
Total.....	15,000.00	9,500.00		8,838.39	

*Estimates of appropriations required for the service of the fiscal year ending June 30, 1928—Continued*

General object (title of appropriation), date of acts, references to Statutes at Large, or to Revised Statutes, and estimated amount required for each detailed object				Total amount to be appropriated under each head of appropriation	Amount appropriated for the fiscal year ending June 30, 1927
<b>Miscellaneous Indian Funds, Montana (Tribal Funds)—Continued.</b>					
		Estimated expenditures, 1928 appropriation	Estimated expenditures, 1927 appropriation	Expended and obligated, 1926	
<b>ROCKY BOY</b>					
01 Net salaries and wages (irregular labor).....		\$1,000.00			
Supplies and materials:					
0210 Medical and hospital supplies.....		200.00			
0230 Fuel.....		100.00		\$59.75	
0260 Provisions.....		2,500.00			
0280 Sundry supplies.....		300.00		12.70	
02 Total supplies and materials.....		3,100.00		72.45	
06 Commercial transportation.....		100.00		31.08	
12 Repairs and alterations.....		500.00		106.63	
13 Special and miscellaneous expenses.....				4.50	
Equipment:					
3040 Livestock.....				335.00	
3050 Other equipment.....		300.00			
30 Total equipment.....		300.00		335.00	
Total.....		5,000.00		549.66	
<b>Miscellaneous Indian Funds, Nebraska (Tribal Funds)—</b>					
Nebraska: Omaha, \$1,000; [Winnebago, \$2,000; in all, \$3,000] acts June 30, 1919, vol. 41, p. 30, sec. 25; Jan. 24, 1923, vol. 42, p. 1192, sec. 1; May 10, 1926, vol. 44, p. 474).					
		Estimated expenditures, 1928 appropriation	Estimated expenditures, 1927 appropriation	Expended and obligated, 1926	
<b>OMAHA</b>					
01 Net salaries and wages (irregular labor).....		\$350.00	\$375.00	\$3.50	
02 Fuel.....		150.00	150.00	128.50	
05 Telephone service.....		75.00	75.00	67.39	
06 Commercial transportation.....		100.00	100.00	97.72	
10 Furnishing of heat, light, power, water, and electricity (service).....		100.00	100.00	96.57	
12 Repairs and alterations.....		225.00	200.00	148.22	
30 Passenger-carrying vehicles.....				311.75	
Total.....		1,000.00	1,000.00	853.65	
<b>WINNEBAGO</b>					
01 Net salaries and wages (irregular labor).....			200.00		
Supplies and materials:					
0210 Medical and hospital supplies.....				23.58	
0230 Fuel.....			400.00	468.50	
0250 Forage and other supplies for animals.....			200.00	192.68	
0280 Sundry supplies.....			100.00	39.69	
02 Total supplies and materials.....			700.00	724.45	
Communication service:					
0500 Telegraph service.....			25.00	6.07	
0510 Telephone service.....			175.00	167.55	
05 Total communication service.....			200.00	173.62	
06 Commercial transportation.....			150.00	146.13	
07 Transportation of things (service).....			200.00	196.31	
12 Repairs and alterations.....			300.00	268.69	
13 Special and miscellaneous expenses.....			150.00	108.55	
Equipment:					
3010 Furniture, furnishings, and fixtures.....				81.28	
3050 Other equipment.....			100.00	44.78	
30 Total equipment.....			100.00	126.06	
Total.....			2,000.00	1,743.81	
<b>Miscellaneous Indian Funds, Nevada (Tribal Funds)—</b>					
Nevada: Carson (Fort McDermitt, \$300; Pyramid Lake, \$5,000), \$5,300; Walker River (Paiute, \$200; Walker River, [\$300] \$200; Summit Lake, \$200), [\$700] \$600; Western Shoshone, \$16,000; in all, [\$22,000] \$21,900 (acts June 30, 1919, vol. 41, p. 30, sec. 25; Jan. 24, 1923, vol. 42, p. 1192, sec. 1; May 10, 1926, vol. 44, p. 474).					



*Estimates of appropriations required for the service of the fiscal year ending June 30, 1928—Continued*

General object (title of appropriation), date of acts, references to Statutes at Large, or to Revised Statutes, and estimated amount required for each detailed object				Total amount to be appropriated under each head of appropriation		Amount appropriated for the fiscal year ending June 30, 1927	
Miscellaneous Indian Funds, Nevada (Tribal Funds)—Continued.							
				Estimated expenditures, 1928 appropriation	Estimated expenditures, 1927 appropriation	Expended and obligated, 1926	
CARSON							
Field service:							
Salaries and wages—				Average—	Average—	Average—	
Salary range, \$1,140 to \$1,500; average, \$1,320—				No. 1	Salary \$1,380	No. 1	Salary \$1,380
General mechanic.....				1	1,380	1	1,380
Total average number of employees.....				1	1,380	1	1,380
Total salaries and wages, field service.....					180		180
Deduct allowances for quarters, fuel, and light.....							
Cash payment, salaries and wages.....					1,200		1,200
Miscellaneous and temporary labor, \$4 to \$1 per day.....					1,500		1,347
01 Total personal services.....					2,700		2,547
Supplies and materials:							
0210 Medical and hospital supplies.....					300.00		236.05
0230 Fuel.....					200.00		85.50
0240 Wearing apparel and sewing supplies.....					50.00		18.25
0260 Provisions.....					700.00		566.23
0280 Sundry supplies.....					400.00		507.08
02 Total supplies and materials.....					1,650.00		1,413.11
07 Transportation of things (service).....					100.00		100.00
12 Repairs and alterations.....					500.00		377.49
13 Special and miscellaneous expenses.....					150.00		
Equipment:							
3010 Furniture, furnishings, and fixtures.....					100.00		85.34
3050 Other equipment.....					100.00		
30 Total equipment.....					200.00		85.34
Total.....					5,300.00		4,522.94
WALKER RIVER							
01 Net salaries and wages (irregular labor).....					200.00		
Supplies and materials:							
0210 Medical and hospital supplies.....					100.00		85.83
0230 Fuel.....					100.00		51.15
02 Total supplies and materials.....					200.00		136.98
12 Repairs and alterations.....					200.00		83.95
Total.....					600.00		220.93
WESTERN SHOSHONK							
Field service:							
Salaries and wages—							
Salary range, \$1,860 to \$2,400; average, \$2,100—							
Physician.....				1	2,100	1	2,100
Salary range, \$1,500 to \$1,860; average, \$1,680—							
Nurse.....				1	1,680	1	1,680
Salary range, \$1,320 to \$1,680; average, \$1,500—							
Financial clerk.....				1	1,500	1	1,500
Salary range, \$1,140 to \$1,500; average, \$1,320—							
General mechanic.....				1	1,380	1	1,380
Salary range, \$900 to \$1,140; average, \$1,020—							
Blacksmith.....				1	1,200	1	1,140
Linerider.....				1	1,080	1	1,080
Ungraded—							
Laborer.....				1	1,020	1	1,020
Total average number of employees.....				6½		5	
Total salaries and wages, field service.....					8,670.00		7,479.27
Deduct allowances for quarters, fuel, and light.....					1,050.00		840.00
Cash payment, salaries and wages.....					7,620.00		6,639.27
Miscellaneous and temporary labor, \$4 to \$1 per day.....					1,500.00		
01 Total personal services.....					9,120.00		6,639.27
Supplies and materials:							
0210 Medical and hospital supplies.....					400.00		180.55
0230 Fuel.....					1,000.00		746.80
0240 Wearing apparel and sewing supplies.....					200.00		186.73
0250 Forage and other supplies for animals.....					300.00		
0260 Provisions.....					300.00		318.00
0280 Sundry supplies.....					800.00		613.73
02 Total supplies and materials.....					3,000.00		2,045.81
06 Commercial transportation.....					200.00		102.83
07 Transportation of things (service).....					1,600.00		1,610.86
11 Other rents.....							20.19
12 Repairs and alterations.....					1,000.00		928.34
13 Special and miscellaneous expenses.....					80.00		24.54
Equipment:							
3000 Passenger-carrying vehicles.....							350.00
3010 Furniture, furnishings, and fixtures.....					250.00		183.98
3050 Other equipment.....					750.00		1,213.78
30 Total equipment.....					1,000.00		1,747.76
Total.....					16,000.00		13,119.60

## Estimates of appropriations required for the service of the fiscal year ending June 30, 1928—Continued

General object (title of appropriation), date of acts, references to Statutes at Large, or to Revised Statutes, and estimated amount required for each detailed object						Total amount to be appropriated under each head of appropriation		Amount appropriated for the fiscal year ending June 30, 1927	
Miscellaneous Indian Funds, New Mexico (Tribal Funds)— New Mexico: Jicarilla, \$80,000; Mescalero, <b>[\$50,000]</b> \$55,000; Navajo, \$100,000, to be apportioned among the several Navajo jurisdictions in Arizona and New Mexico; in all, <b>[\$230,000]</b> \$235,000 (acts June 30, 1919, vol. 41, p. 30, sec. 25; Jan. 24, 1923, vol. 42, p. 1193, sec. 1; May 10, 1926, vol. 44, p. 474).									
		Estimated expenditures, 1928 appropriation		Estimated expenditures, 1927 appropriation		Expended and obligated, 1926			
JICARILLA									
Field service:									
Salaries and wages—									
Salary range, \$2,100 to \$2,700; average, \$2,400—									
Physician									
Salary range, \$1,500 to \$1,680; average, \$1,680—									
Clerk									
Nurse									
Salary range, \$1,320 to \$1,680; average, \$1,500—									
Stockman									
Financial clerk									
Engineer									
Salary range, \$1,140 to \$1,500; average, \$1,320—									
Clerk									
Carpenter									
Dairyman									
Forest guards									
Salary range, \$900 to \$1,140; average, \$1,020—									
Matron									
Seamstress									
Assistant disciplinarian									
Blacksmith									
Salary range, \$780 to \$1,020; average, \$900—									
Laundress									
Assistant stockman									
Salary range, \$600 to \$780; average, \$690—									
Assistants									
Ungraded—									
Laborer									
Total average number of employees									
Total salaries and wages, field service									
Deduct allowances for quarters, fuel, and light									
Cash payment, salaries and wages									
Miscellaneous and temporary labor, \$4 to \$1 per day									
01	Total personal services								
Supplies and materials:									
0210	Medical and hospital supplies								
0220	Scientific and educational supplies								
0230	Fuel								
0240	Wearing apparel and sewing supplies								
0250	Forage and other supplies for animals								
0260	Provisions								
0280	Sundry supplies								
02	Total supplies and materials								
06	Commercial transportation								
07	Transportation of things (service)								
08	Printing and binding								
10	Furnishing of heat, light, power, water, and electricity (service)								
11	Rents								
12	Repairs and alterations								
13	Special and miscellaneous expenses								
22	Burial expenses								
Equipment:									
3000	Passenger-carrying vehicles								
3010	Furniture, furnishings, and fixtures								
3040	Livestock								
3050	Other equipment								
30	Total equipment								
Structures and parts and nonstructural improvements to land:									
3210	Other structures								
3220	Nonstructural improvements								
32	Total structures and parts, etc								
Total									
MESCALERO									
Field service:									
Salaries and wages—									
Salary range, \$1,320 to \$1,680; average, \$1,500—									
Engineer									
Superintendent of livestock									
Carpenter									
Salary range, \$1,140 to \$1,500; average, \$1,320—									
Stockman									
Linerider									
Ungraded—									
Laborer									
Total average number of employees									
Total salaries and wages, field service									
Deduct allowances for quarters, fuel, and light									
Cash payment, salaries and wages									
Miscellaneous and temporary labor, \$4 to \$1 per day									
01	Total personal services								

*Estimates of appropriations required for the service of the fiscal year ending June 30, 1928—Continued*

General object (title of appropriation), date of acts, references to Statutes at Large, or to Revised Statutes, and estimated amount required for each detailed object				Total amount to be appropriated under each head of appropriation	Amount appropriated for the fiscal year ending June 30, 1927
<i>Miscellaneous Indian Funds, New Mexico (Tribal Funds)—Continued.</i>					
	Estimated expenditures, 1928 appropriation	Estimated expenditures, 1927 appropriation	Expended and obligated, 1926		
<b>MESCALERO—continued</b>					
Supplies and materials:					
0210 Medical and hospital supplies.....	\$250.00	\$250.00	\$176.40		
0230 Fuel.....	1,200.00	1,200.00	690.19		
0250 Forage and other supplies for animals.....	5,000.00	5,000.00	2,136.63		
0260 Provisions.....	3,500.00	3,500.00	2,212.36		
0280 Sundry supplies.....	3,000.00	3,000.00	2,083.80		
02 Total supplies and materials.....	12,950.00	12,960.00	7,299.38		
Communication service:					
0500 Telegraph service.....	25.00	25.00	11.87		
0510 Telephone service.....	50.00	50.00	33.45		
05 Total communication service.....	75.00	75.00	45.32		
06 Commercial transportation.....	300.00	300.00	219.56		
07 Transportation of things (service).....	800.00	800.00	53.87		
09 Advertising and publication of notices.....	200.00	200.00	156.02		
11 Other rents.....	100.00	100.00	66.00		
12 Repairs and alterations.....	4,000.00	4,000.00	3,423.63		
13 Special and miscellaneous expenses.....	215.00	215.00	5.75		
Equipment:					
3000 Passenger-carrying vehicles.....	500.00		625.00		
3010 Furniture, furnishings, and fixtures.....	500.00	1,000.00	78.05		
3040 Livestock.....	10,000.00	10,000.00	3,105.00		
3050 Other equipment.....	8,000.00	9,000.00	902.96		
30 Total equipment.....	19,000.00	20,000.00	4,711.01		
32 Other structures.....	5,000.00				
Total.....	55,000.00	50,000.00	27,423.61		
<b>NAVAJO</b>					
01 Net salaries and wages (irregular labor).....	12,000.00	12,000.00	3,719.88		
Supplies and materials:					
0200 Stationery and office supplies.....	100.00	100.00			
0210 Medical and hospital supplies.....	500.00	500.00	335.99		
0230 Fuel.....			60.95		
0250 Forage and other supplies for animals.....	1,000.00	1,000.00	129.30		
0260 Provisions.....	1,000.00	1,000.00	11.25		
0280 Sundry supplies.....	6,000.00	8,000.00	1,554.48		
02 Total supplies and materials.....	8,600.00	10,600.00	2,061.97		
06 Commercial transportation.....	500.00	500.00	190.07		
07 Transportation of things (service).....	1,500.00	1,500.00			
08 Photographing and blue prints.....			39.00		
11 Other rents.....	5,000.00	5,000.00	3,039.29		
12 Repairs and alterations.....	600.00	500.00	593.85		
13 Special and miscellaneous expenses.....	3,500.00	5,000.00	446.18		
Equipment:					
3010 Furniture, furnishings, and fixtures.....	3,800.00	5,000.00			
3040 Livestock.....	25,000.00	25,000.00	750.00		
3050 Other equipment.....	22,500.00	25,000.00	437.95		
30 Total equipment.....	51,300.00	55,000.00	1,187.95		
32 Other structures.....	17,000.00	9,900.00	25.60		
Total.....	100,000.00	100,000.00	11,333.79		
<b>PUEBLO BONITO</b>					
13 Special and miscellaneous expenses.....			500.00		
<b>SAN JUAN</b>					
01 Net salaries and wages (irregular labor).....			397.00		
Supplies and materials:					
0260 Provisions.....			24.35		
0280 Sundry supplies.....			365.75		
02 Total supplies and materials.....			390.10		
06 Commercial transportation.....			191.88		
12 Repairs and alterations.....			591.25		
13 Special and miscellaneous expenses.....			33.18		
Equipment:					
3000 Passenger-carrying vehicles.....			515.50		
3010 Furniture, furnishings, and fixtures.....			162.82		
30 Total equipment.....			678.32		
Total.....			2,281.73		

## Estimates of appropriations required for the service of the fiscal year ending June 30, 1928—Continued

General object (title of appropriation), date of acts, references to Statutes at Large, or to Revised Statutes, and estimated amount required for each detailed object	Total amount to be appropriated under each head of appropriation		Amount appropriated for the fiscal year ending June 30, 1927
<b>Miscellaneous Indian Funds, North Dakota (Tribal Funds)—</b>			
North Dakota: Fort Berthold, <b>[\$7,500]</b> \$5,000; Standing Rock, \$59,000; in all, <b>[\$66,500]</b> \$64,000 (acts June 30, 1919, vol. 41, p. 30, sec. 25; Jan. 24, 1923, vol. 42, p. 1194, sec. 1; May 10, 1926, vol. 44, p. 474).			
	Estimated expenditures, 1928 appropriation	Estimated expenditures, 1927 appropriation	Expended and obligated, 1926
<b>FORT BERTHOLD</b>			
Field service:			
Salaries and wages—			
Salary range, \$2,400 to \$3,000; average, \$2,700—	Average—	Average—	Average—
Superintendent.....	No. Salary	No. Salary	No. Salary
Salary range, \$1,320 to \$1,680; average, \$1,500—	1 2,700	1 2,700	1 2,700
Engineer.....			1 1,500
Assistant clerks.....			2 1,500
Salary range, \$1,140 to \$1,500; average, \$1,320—			
Stockmen.....			3 1,340
Farmer.....			1 1,380
Ungraded—			
Laborers.....			2 1,020
Total average number of employees.....	9 1/2	9 1/2	9 1/2
Total salaries and wages, field service.....	2,025.00	2,025.00	13,965.00
Deduct allowances for quarters, fuel, and light.....	225.00	225.00	1,635.00
Cash payment, salaries and wages.....	1,800.00	1,800.00	12,330.00
Miscellaneous and temporary labor, \$4 to \$1 per day.....	1,200.00	1,200.00	2,689.67
01 Total personal services.....	3,000.00	3,000.00	15,019.67
Supplies and materials:			
0210 Medical and hospital supplies.....	400.00	400.00	396.80
0230 Fuel.....	600.00	600.00	599.48
0240 Wearing apparel and sewing supplies.....	50.00	100.00	12.39
0250 Forage and other supplies for animals.....	50.00	50.00	10.95
0260 Provisions.....	500.00	600.00	468.48
0280 Sundry supplies.....	100.00	400.00	370.39
02 Total supplies.....	1,700.00	2,150.00	1,858.49
Communication service:			
0510 Telephone service.....	125.00	125.00	122.10
0520 Other communication service.....	25.00	25.00	18.89
05 Total communication service.....	150.00	150.00	140.99
06 Commercial transportation.....	100.00	250.00	249.21
07 Transportation of things (service).....		50.00	60.64
08 Photographing and blue prints.....			14.67
12 Repairs and alterations.....		1,000.00	1,525.54
13 Special and miscellaneous expenses.....	50.00	300.00	506.74
Equipment:			
3010 Furniture, furnishings, and fixtures.....		300.00	366.51
3060 Other equipment.....		300.00	236.27
30 Total equipment.....		600.00	602.78
Total.....	5,000.00	7,500.00	19,968.73
<b>STANDING ROCK</b>			
Field service:			
Salaries and wages—			
Salary range, \$1,500 to \$1,860; average, \$1,680—			
Nurse.....	1 1,680	1 1,680	1 1,680
Clerk.....	1 1,680	1 1,680	1 1,680
Salary range, \$1,140 to \$1,500; average, \$1,320—			
Farmer.....	1 1,380	1 1,380	1 1,380
Junior clerk.....	1 1,320	1 1,320	1 1,320
Assistant clerk.....	1 1,320	1 1,320	1 1,320
Salary range, \$900 to \$1,140; average, \$1,020—			
Cook.....	1 1,020	1 1,020	1 1,020
Blacksmith.....	1 1,140	1 1,140	1 1,140
Salary range, \$600 to \$780; average, \$690—			
Assistants.....	4 660	4 660	4 660
Ungraded—			
Laborers.....	2 1,050	2 1,050	2 1,050
Total average number of employees.....	13	13	13
Total salaries and wages, field service.....	14,280.00	14,280.00	14,280.00
Deduct allowances for quarters, fuel, and light.....	1,620.00	1,620.00	1,620.00
Cash payment, salaries and wages.....	12,660.00	12,660.00	12,660.00
Miscellaneous and temporary labor, \$4 to \$1 per day.....	5,000.00	5,000.00	1,989.33
01 Total personal services.....	17,660.00	17,660.00	14,649.33
Supplies and materials:			
0200 Stationery and office supplies.....	100.00	100.00	111.61
0210 Medical and hospital supplies.....	1,600.00	1,500.00	1,540.47
0230 Fuel.....	7,000.00	7,000.00	6,202.04
0240 Wearing apparel and sewing supplies.....	500.00	500.00	126.99
0250 Forage and other supplies for animals.....	350.00	400.00	287.65
0260 Provisions.....	10,000.00	10,000.00	7,029.58
0280 Sundry supplies.....	6,500.00	6,000.00	3,447.73
02 Total supplies and materials.....	26,050.00	25,500.00	18,748.07

*Estimates of appropriations required for the service of the fiscal year ending June 30, 1928—Continued*

General object (title of appropriation), date of acts, references to Statutes at Large, or to Revised Statutes, and estimated amount required for each detailed object

Total amount to be appropriated under each head of appropriation

Amount appropriated for the fiscal year ending June 30, 1927

*Miscellaneous Indian Funds, North Dakota (Tribal Funds)—Continued.*

	Estimated expenditures, 1928 appropriation	Estimated expenditures, 1927 appropriation	Expended and obligated, 1926
<b>STANDING ROCK—continued</b>			
Communication service:			
0500 Telegraph service.....	\$25.00	\$25.00	\$12.08
0520 Other communication service.....	50.00	50.00	32.64
05 Total communication service.....	75.00	75.00	44.72
06 Commercial transportation.....	1,600.00	1,500.00	1,524.76
07 Transportation of things (service).....	4,500.00	4,500.00	4,061.16
08 Printing and binding.....			207.50
09 Advertising and publication of notices.....	400.00	400.00	400.00
11 Other rents.....			21.00
12 Repairs and alterations.....	5,000.00	5,000.00	4,509.07
13 Special and miscellaneous expenses.....	215.00	365.00	645.83
22 Burial expenses.....	1,000.00	1,000.00	2,105.90
Equipment:			
3000 Passenger-carrying vehicles.....	500.00	500.00	1,729.00
3010 Furniture, furnishings, and fixtures.....	400.00	500.00	355.45
3050 Other equipment.....	1,600.00	2,000.00	1,169.43
30 Total equipment.....	2,500.00	3,000.00	3,253.88
Total.....	59,000.00	59,000.00	50,160.22

*Miscellaneous Indian Funds, Oklahoma (Tribal Funds)—*

Oklahoma: Ponca (Otoe, \$1,000; Ponca, \$2,500; Tonkawa, \$700), \$4,200; Sac and Fox, \$3,000; Kiowa, Comanche, and Apache, \$50,500; Cheyennes and Arapahoes, \$30,000; in all, \$87,700 (*acts June 30, 1919, vol. 41, p. 30, sec. 25; Jan. 24, 1923, vol. 42, p. 1196, sec. 1; May 10, 1926, vol. 44, p. 474*).

	Estimated expenditures, 1928 appropriation	Estimated expenditures, 1927 appropriation	Expended and obligated, 1926
<b>PONCA</b>			
Field service:			
Salaries and wages—			
Salary range, \$1,140 to \$1,500; average, \$1,320—	<i>Average—</i>		<i>Average—</i>
Junior clerk.....	No. 1	Salary \$1,320	No. 1
Salary range, \$1,320 to \$1,680; average, \$1,500—	<i>Average—</i>		<i>Average—</i>
Assistant clerk.....	1	1,500	1
Ungraded—	<i>Average—</i>		<i>Average—</i>
Laborer.....	1	1,080	1
Total average number of employees.....	3	3	1
Total salaries and wages, field service.....	3,900.00	3,900.00	1,490.62
Deduct allowances for quarters, fuel, and light.....	480.00	480.00	180.00
01 Total personal services, cash payment.....	3,420.00	3,420.00	1,310.62
Supplies and materials:			
0230 Fuel.....	200.00	200.00	202.20
0280 Sundry supplies.....	50.00	50.00	41.83
02 Total supplies and materials.....	250.00	250.00	244.03
12 Repairs and alterations.....	300.00	300.00	296.15
13 Special and miscellaneous expenses.....	30.00	30.00	5.01
Equipment:			
3010 Furniture, furnishings, and fixtures.....	100.00	100.00	49.10
3050 Other equipment.....	100.00	100.00	
30 Total equipment.....	200.00	200.00	49.10
Total.....	4,200.00	4,200.00	1,904.91
<b>SAC AND FOX</b>			
Field service:			
Salaries and wages—			
Salary range, \$1,140 to \$1,500; average, \$1,320—	<i>Average—</i>		<i>Average—</i>
Farmer.....	1½	1,380	1½
Junior clerk.....	1½	1,320	1½
Salary range, \$1,320 to \$1,680; average, \$1,500—	<i>Average—</i>		<i>Average—</i>
Assistant clerk.....	1	1,500	1
Ungraded—	<i>Average—</i>		<i>Average—</i>
Physician.....			1
Total average number of employees.....	1½	1½	2½
Total salaries and wages, field service.....	2,410.00	2,410.00	2,116.88
Deduct allowances for quarters, fuel, and light.....	300.00	300.00	210.00
01 Total personal services, cash payment.....	2,110.00	2,110.00	1,906.88

## Estimates of appropriations required for the service of the fiscal year ending June 30, 1928—Continued

General object (title of appropriation), date of acts, references to Statutes at Large, or to Revised Statutes, and estimated amount required for each detailed object				Total amount to be appropriated under each head of appropriation	Amount appropriated for the fiscal year ending June 30, 1927	
Miscellaneous Indian Funds, Oklahoma (Tribal Funds)—Continued.						
		Estimated expenditures, 1928 appropriation	Estimated expenditures, 1927 appropriation	Expended and obligated, 1926		
SAC AND FOX—continued						
Supplies and materials:						
0230 Fuel.....		\$100.00	\$100.00			
0260 Provisions.....		300.00	100.00			
0280 Sundry supplies.....		200.00	300.00			
02 Total supplies and materials.....		600.00	500.00			
06 Commercial transportation.....		60.00	60.00		\$49.74	
12 Repairs and alterations.....		150.00	200.00			
13 Special and miscellaneous expenses.....		80.00	130.00			
Total.....		3,000.00	3,000.00		1,956.62	
COMANCHE AND APACHE						
Field service:						
Salaries and wages—						
Salary range, \$2,400 to \$3,000; average, \$2,700—						
Physician.....	Average— No. 1	Salary \$2,700	Average— No. 1	Salary \$2,700	Average— No. 1	Salary \$2,700
Salary range, \$1,860 to \$2,400; average, \$2,100—						
Physician.....	1	2,400	1	2,400	1	2,400
Principal clerk.....	1	2,500	1	2,500	1	2,500
Salary range, \$1,680 to \$2,040; average, \$1,860—						
Senior clerk.....	1	1,860	1	1,860	1	1,860
Financial clerk.....	1	1,860	1	1,860	1	1,860
Salary range, \$1,500 to \$1,860; average, \$1,680—						
Clerks.....	2	1,680	2	1,680	2	1,680
Nurses.....	3	1,680	3	1,680	3	1,680
Salary range, \$1,320 to \$1,680; average, \$1,500—						
Assistant clerks.....	2	1,500	2	1,500	2	1,500
Engineer.....	1	1,500	1	1,500	1	1,500
Salary range, \$1,140 to \$1,500; average, \$1,320—						
Farmer.....	1	1,380	1	1,380	1	1,380
Carpenter.....	1	1,320	1	1,320	1	1,320
Junior clerks.....	7	1,349	7	1,349	6	1,349
Salary range, \$900 to \$1,140; average, \$1,020—						
Cook.....	1	1,020	1	1,020	1	1,020
Salary range, \$600 to \$780; average, \$690—						
Assistants.....	4	660	4	660	4	660
Ungraded—						
Laborers.....	4	960	4	960	4	960
Total average number of employees.....	31		31		30	
Total salaries and wages, field service.....		43,960.00		43,960.00		42,580.00
Deduct allowances for quarters, fuel, and light.....		5,160.00		5,160.00		4,980.00
Cash payment, salaries and wages.....		38,800.00		38,800.00		37,600.00
Miscellaneous and temporary labor, \$4 to \$1 per day.....		500.00		500.00		32.81
01 Total personal services.....		39,300.00		39,300.00		37,632.01
Supplies and materials:						
0210 Medical and hospital supplies.....		1,300.00		1,300.00		1,284.79
0230 Fuel.....		900.00		1,000.00		954.29
0240 Wearing apparel and sewing supplies.....		200.00		200.00		171.95
0260 Provisions.....		3,000.00		3,000.00		3,154.77
0280 Sundry supplies.....		600.00		800.00		688.35
02 Total supplies and materials.....		6,000.00		6,300.00		6,254.15
Communication service:						
0500 Telegraph service.....		25.00		25.00		21.53
0510 Telephone service.....		750.00		750.00		750.00
0520 Other communication service.....		25.00		25.00		10.45
05 Total communication service.....		800.00		800.00		781.98
06 Commercial transportation.....		700.00		800.00		555.08
07 Transportation of things (service).....		400.00		400.00		370.91
10 Furnishing of heat, light, power, water, and electricity (service).....		1,400.00		1,400.00		1,375.60
Repairs and alterations.....		1,000.00		800.00		1,293.62
Special and miscellaneous expenses.....		200.00		200.00		780.00
Equipment:						
Furniture, furnishings, and fixtures.....		400.00		250.00		591.37
Other equipment.....		300.00		250.00		373.40
00 Total equipment.....		700.00		500.00		964.77
Total.....		50,500.00		50,500.00		50,008.92
CHEYENNE AND ARAPAH0						
Field service:						
Salaries and wages—						
Salary range, \$1,860 to \$2,400; average, \$2,100—						
Physician.....	1	2,100	1	2,100	1	2,100
Salary range, \$1,680 to \$2,040; average, \$1,860—						
Senior clerks.....	2	1,920	2	1,920	2	1,860
Salary range, \$1,500 to \$1,860; average, \$1,680—						
Clerks.....	2	1,710	2	1,710	2	1,680
Salary range, \$1,320 to \$1,680; average, \$1,500—						
Assistant clerks.....	3	1,500	3	1,500	3	1,500
Clerk.....	1	1,500	1	1,500	1	1,500
Financial clerk.....	1	1,500	1	1,500	1	1,500

*Estimates of appropriations required for the service of the fiscal year ending June 30, 1928—Continued*

General object (title of appropriation), date of acts, references to Statutes at Large, or to Revised Statutes, and estimated amount required for each detailed object				Total amount to be appropriated under each head of appropriation	Amount appropriated for the fiscal year ending June 30, 1927
<b>Miscellaneous Indian Funds, Oklahoma (Tribal Funds)—Continued.</b>					
	Estimated expenditures, 1928 appropriation	Estimated expenditures, 1927 appropriation	Expended and obligated, 1926		
<b>CHEYENNE AND ARAPAHO—continued</b>					
Field service—Continued.					
Salaries and wages—Continued.	Average—	Average—	Average—		
Salary range, \$1,140 to \$1,500; average, \$1,320—	No. Salary	No. Salary	No. Salary		
Junior clerks.....	3 \$1,320	3 \$1,320	3 \$1,320		
General mechanic.....	1 1,440	1 1,440	1 1,380		
Salary range, \$600 to \$780; average, \$690—					
Interpreter.....	1 660	1 660	1 660		
Assistant.....					
Ungraded.....					
Laborers.....	3 920	3 920	3 920		
Total average number of employees.....	18	18	18		
Total salaries and wages, field service.....	25,680.00	25,680.00	25,440.00		
Deduct allowances for quarters, fuel, and light.....	2,940.00	2,940.00	2,940.00		
Cash payment, salaries and wages.....	22,740.00	22,740.00	22,500.00		
Miscellaneous and temporary labor, \$4 to \$1 per day.....	500.00	500.00	650.86		
01 Total personal services.....	23,240.00	23,240.00	23,150.86		
Supplies and materials:					
0200 Stationery and office supplies.....	25.00	25.00	12.00		
0210 Medical and hospital supplies.....	800.00	800.00	920.66		
0230 Fuel.....	3,000.00	3,400.00	3,421.27		
0260 Provisions.....	50.00	100.00	78.53		
0280 Sundry supplies.....	100.00	300.00	327.47		
02 Total supplies and materials.....	3,975.00	4,625.00	4,759.93		
Communication service:					
0510 Telephone service.....	300.00	300.00	305.30		
0520 Other communication service.....	25.00		23.92		
05 Total communication service.....	325.00	300.00	329.22		
06 Commercial transportation.....	50.00	50.00	12.22		
07 Transportation of things (service).....	100.00	100.00	150.71		
10 Furnishing of heat, light, power, water, and electricity (service).....	600.00	600.00	613.79		
12 Repairs and alterations.....	800.00	1,000.00	1,106.46		
13 Special and miscellaneous expenses.....	110.00	85.00	56.67		
Equipment:					
3010 Furniture, furnishings, and fixtures.....	600.00		439.60		
3050 Other equipment.....	200.00		141.23		
30 Total equipment.....	800.00		580.83		
32 Other structures.....			344.85		
Total.....	30,000.00	30,000.00	31,105.54		
<b>Miscellaneous Indian Funds, Oregon (Tribal Funds)—</b>					
Oregon: Klamath, \$164,000; Umatilla, \$9,800; Warm Springs, [\$25,000] \$30,000; in all, [\$198,800] \$203,800 (acts June 30, 1919, vol. 41, p. 30, sec. 25; Jan. 24, 1923, vol. 42, p. 1197, sec.1; May 10, 1926, vol. 44, p. 474).					
	Estimated expenditures, 1928 appropriation	Estimated expenditures, 1927 appropriation	Expended and obligated, 1926		
<b>KLAMATH</b>					
Field service:					
Salaries and wages—	Average—	Average—	Average—		
Salary range, \$1,860 to \$2,400; average, \$2,100—	No. Salary	No. Salary	No. Salary		
Physician.....	1½ \$2,100	1½ \$2,100	1½ \$2,100		
Principal clerk.....	1 2,100	1 2,100	1 2,100		
Dentist.....	1 2,100	1 2,100	1 2,100		
Salary range, \$2,100 to \$2,700; average, \$2,400—					
Forest examiner.....	1 2,400	1 2,400	1 2,400		
Salary range, \$1,500 to \$1,680; average, \$1,680—					
Clerks.....	2 1,680	2 1,680	2 1,680		
Financial clerk.....	1 1,680	1 1,680	1 1,680		
Nurse.....	1 1,680	1 1,680	1 1,680		
Salary range, \$1,320 to \$1,680; average, \$1,500—					
Assistant clerks.....	2 1,500	2 1,500	2 1,500		
Stockmen.....	2 1,500	2 1,500	2 1,500		
Carpenter.....	1 1,620	1 1,620	1 1,620		
Forest guard.....	1 1,620	1 1,620	1 1,620		
Salary range, \$1,140 to \$1,500; average, \$1,320—					
Forest guard.....	1 1,500	1 1,500	1 1,500		
Ungraded.....					
Laborer.....			2 1,020		
Total average number of employees.....	15½	15½	17½		
Total salaries and wages, field service.....	26,980.00	26,980.00	29,020.00		
Deduct allowances for quarters, fuel, and light.....	3,080.00	3,080.00	3,320.00		
Cash payment, salaries and wages.....	23,900.00	23,900.00	25,700.00		
Miscellaneous and temporary labor, \$4 to \$1 per day.....	25,000.00	25,000.00	22,957.65		
01 Total personal services.....	48,900.00	48,900.00	48,657.65		

*Estimates of appropriations required for the service of the fiscal year ending June 30, 1928—Continued*

General object (title of appropriation), date of acts, references to Statutes at Large, or to Revised Statutes, and estimated amount required for each detailed object			Total amount to be appropriated under each head of appropriation	Amount appropriated for the fiscal year ending June 30, 1927
<i>Miscellaneous Indian Funds, Oregon (Tribal Funds)—Continued.</i>				
	Estimated expenditures, 1928 appropriation	Estimated expenditures, 1927 appropriation	Expended and obligated, 1926	
<b>KLAMATH—continued</b>				
Supplies and materials:				
0210 Medical and hospital supplies.....	\$5,000.00	\$5,000.00	\$2,662.80	
0220 Scientific and educational supplies.....	1,000.00	1,000.00		
0230 Fuel.....	7,500.00	7,000.00	6,350.42	
0240 Wearing apparel and sewing supplies.....	800.00	800.00	16.50	
0250 Forage and other supplies for animals.....	1,000.00	1,000.00	471.58	
0260 Provisions.....	12,000.00	10,000.00	6,583.73	
0280 Sundry supplies.....	10,000.00	10,000.00	3,627.92	
02 Total supplies and materials.....	37,300.00	34,800.00	19,712.95	
Communication service:				
0510 Telephone service.....	200.00	200.00	156.71	
0520 Other communication service.....	50.00	50.00	7.84	
05 Total communication service.....	250.00	250.00	164.55	
Travel expenses:				
0600 Commercial transportation.....	2,500.00	2,500.00	1,800.00	
0630 Per diem in lieu of subsistence.....	1,000.00	1,000.00	831.43	
06 Total travel expenses.....	3,500.00	3,500.00	2,631.43	
07 Transportation of things (service).....	1,000.00	1,000.00	7.01	
08 Printing and binding.....			265.92	
10 Furnishing of heat, light, power, water, and electricity (service).....	300.00	300.00	107.10	
12 Repairs and alterations.....	12,000.00	13,000.00	7,240.43	
13 Special and miscellaneous expenses.....	5,750.00	3,250.00	2,716.55	
22 Burial expenses.....	1,000.00	1,000.00	714.80	
Equipment:				
3000 Passenger-carrying vehicles.....	1,000.00	1,000.00	1,710.00	
3010 Furniture, furnishings, and fixtures.....	6,000.00	5,000.00	2,438.70	
3040 Livestock.....	10,000.00	8,000.00	100.00	
3050 Other equipment.....	15,000.00	20,000.00	2,781.30	
30 Total equipment.....	32,000.00	34,000.00	7,030.00	
Structures and parts and nonstructural improvements to land:				
3210 Other structures.....	14,000.00	15,000.00	5,616.90	
3220 Nonstructural improvements.....	8,000.00	9,000.00		
32 Total structures and parts, etc.....	22,000.00	24,000.00	5,616.90	
Total.....	164,000.00	164,000.00	94,865.29	
<b>UMATILLA</b>				
Field service:				
Salaries and wages—				
Salary range, \$1,860 to \$2,400; average, \$2,100—	Average—	Average—	Average—	
Special officer.....	No. 1 Salary \$2,100	No. 1 Salary \$2,100	No. 1 Salary \$2,100	
Salary range, \$1,500 to \$1,680; average, \$1,680—				
Clerk.....	1 1,680	1 1,680	1 1,680	
Salary range, \$1,320 to \$1,680; average, \$1,500—				
Assistant clerk.....	1 1,500	1 1,500		
Salary range, \$1,140 to \$1,500; average, \$1,320—				
Junior clerk.....	1 1,320	1 1,320	1 1,320	
Total average number of employees.....	4	4	3	
Total salaries and wages, field service.....	6,600.00	6,600.00	5,100.00	
Deduct allowances for quarters, fuel, and light.....	780.00	780.00	600.00	
Cash payment, salaries and wages.....	5,820.00	5,820.00	4,500.00	
Miscellaneous and temporary labor, \$4 to \$1 per day.....	1,200.00	1,500.00	458.50	
01 Total personal services.....	7,020.00	7,320.00	4,958.50	
Supplies and materials:				
0210 Medical and hospital supplies.....	150.00	150.00	136.84	
0230 Fuel.....	1,000.00	1,000.00	1,055.75	
0260 Provisions.....	100.00	100.00	46.77	
0280 Sundry supplies.....	100.00	150.00	115.29	
02 Total supplies and materials.....	1,350.00	1,400.00	1,354.65	
Communication service:				
0500 Telegraph service.....			2.80	
0510 Telephone service.....	50.00	50.00	51.15	
0520 Other communication service.....	25.00	25.00	14.93	
05 Total communication service.....	75.00	75.00	68.88	
06 Commercial transportation.....	500.00	500.00	461.63	
07 Transportation of things (service).....	150.00	150.00	128.70	
08 Photographing and blue prints.....			16.27	
09 Advertising and publication of notices.....			11.00	
12 Repairs and alterations.....	300.00	300.00	794.49	
13 Special and miscellaneous expenses.....	55.00	55.00	15.97	



*Estimates of appropriations required for the service of the fiscal year ending June 30, 1928—Continued*

General object (title of appropriation), date of acts, references to Statutes at Large, or to Revised Statutes, and estimated amount required for each detailed object				Total amount to be appropriated under each head of appropriation	Amount appropriated for the fiscal year ending June 30, 1927
<i>Miscellaneous Indian Funds, Oregon (Tribal Funds)—Continued.</i>					
<b>UMATILLA—continued</b>					
Equipment:					
3010 Furniture, furnishings, and fixtures	\$100.00			\$215.06	
3050 Other equipment	50.00			88.13	
30 Total equipment	150.00			303.19	
Total	9,800.00	\$9,800.00		8,113.28	
<b>WARM SPRINGS</b>					
Field service:					
Salaries and wages—	<i>Average—</i>		<i>Average—</i>		<i>Average—</i>
Salary range, \$1,860 to \$2,400; average, \$2,100—	No.	Salary	No.	Salary	No.
Physician	1	\$2,100			
Salary range, \$1,500 to \$1,980; average, \$1,680—					
Financial clerk	1	1,740	1	\$1,740	
Nurse	1	1,680	1	1,680	1
Salary range, \$1,320 to \$1,680; average, \$1,500—					
Assistant	1	1,500	1	1,500	1
Salary range, \$1,140 to \$1,500; average, \$1,320—					
Farmer	1	1,320			
Ungraded—					
Laborer	1	1,020	1	1,020	1
Total average number of employees	4½		3½		3
Total salaries and wages, field service		6,945.00		5,100.00	4,157.38
Deduct allowances for quarters, fuel, and light		810.00		570.00	480.00
Cash payment, salaries and wages		6,135.00		4,530.00	3,677.38
The difference between 1928 and 1927 is due to transfer of employees heretofore paid from other appropriation, \$1,605.					
Miscellaneous and temporary labor, \$4 to \$1 per day		2,000.00		1,500.00	
01 Total personal services		8,135.00		6,030.00	3,677.38
Supplies and materials:					
0210 Medical and hospital supplies		200.00		100.00	60.15
0230 Fuel		1,000.00		500.00	315.29
0240 Wearing apparel and sewing supplies		100.00			34.10
0250 Forage and other supplies for animals		400.00		400.00	225.35
0260 Provisions		2,500.00		1,500.00	1,295.05
0280 Sundry supplies		1,000.00		1,500.00	79.45
02 Total supplies and materials		5,200.00		4,000.00	1,989.39
Communication service:					
0510 Telephone service		150.00		150.00	151.95
0520 Other communication service		25.00		25.00	5.46
05 Total communication service		175.00		175.00	157.41
06 Commercial transportation		800.00		500.00	548.91
07 Transportation of things		800.00		800.00	264.72
Printing, binding, photographing, etc.:					
0800 Printing and binding					8.00
0830 Photographing and blue prints					8.87
08 Total printing, binding, photographing, etc.					16.87
11 Other rents		100.00		100.00	
12 Repairs and alterations		1,000.00		1,000.00	647.32
13 Special and miscellaneous expenses		1,990.00		1,395.00	67.19
Equipment:					
3010 Furniture, furnishings, and fixtures		1,000.00		1,000.00	66.02
3040 Livestock		5,000.00		4,000.00	
3050 Other equipment		2,500.00		2,000.00	
30 Total equipment		8,500.00		7,000.00	66.02
32 Other structures		3,500.00		4,000.00	
Total		30,000.00		25,000.00	7,433.21

*Estimates of appropriations required for the service of the fiscal year ending June 30, 1928—Continued*

General object (title of appropriation), date of acts, references to Statutes at Large, or to Revised Statutes, and estimated amount required for each detailed object					Total amount to be appropriated under each head of appropriation		Amount appropriated for the fiscal year ending June 30, 1927	
<b>Miscellaneous Indian Funds, South Dakota (Tribal Funds)—</b>								
South Dakota: Cheyenne River, \$90,000; Pine Ridge, \$500; Lower Brule, \$5,000; Rosebud, \$10,000; in all, \$105,500 (acts June 30, 1919, vol. 41, p. 30, sec. 25; Jan. 24, 1923, vol. 42, p. 1198, sec. 1; May 10, 1926, vol. 44, p. 474).								
		Estimated expenditures, 1928 appropriation	Estimated expenditures, 1927 appropriation	Expended and obligated, 1926				
<b>CHEYENNE RIVER</b>								
<b>Field service:</b>								
<b>Salaries and wages—</b>								
Salary range, \$1,500 to \$1,680; average, \$1,680—								
Nurse	Average—	No.	Salary	Average—	No.	Salary	Average—	No.
		1	\$1,680		1	\$1,680		1
Salary range, \$1,140 to \$1,500; average, \$1,320—								
Farmer		1	1,380		1	1,380		1
Junior clerk		1	1,320		1	1,320		
Salary range, \$780 to \$1,020; average, \$900—								
Cook		1	900		1	900		1
Ungraded—								
Laborers		7	951		7	951		7
Physician		1	720		1	720		1
Total average number of employees								
		12	12,720.00	12	12,720.00	11	11,400.00	
Total salaries and wages, field service			1,440.00		1,440.00		1,260.00	
Deduct allowances for quarters, fuel, and light								
Cash payment, salaries and wages			11,280.00		11,280.00		10,140.00	
Miscellaneous and temporary labor, \$4 to \$1 per day			20,000.00		20,000.00		18,966.44	
01	Total personal services		31,280.00		31,280.00		29,106.44	
<b>Supplies and materials:</b>								
0210	Medical and hospital supplies		4,000.00		3,500.00		2,834.86	
0220	Scientific and educational supplies		500.00					
0230	Fuel		5,000.00		5,000.00		4,771.15	
0240	Wearing apparel and sewing supplies		1,000.00		1,000.00		628.75	
0250	Forage and other supplies for animals		3,500.00		3,500.00		2,987.94	
0260	Provisions		15,000.00		15,000.00		12,164.02	
0280	Sundry supplies		3,000.00		3,500.00		1,025.93	
02	Total supplies and materials		32,000.00		31,500.00		24,412.65	
<b>Communication service:</b>								
0500	Telegraph service		25.00		25.00		8.05	
0510	Telephone service		100.00		100.00		86.20	
0520	Other communication service		25.00		25.00		21.20	
05	Total communication service		150.00		150.00		115.45	
06	Commercial transportation		2,500.00		2,500.00		2,262.36	
07	Transportation of things (service)		4,500.00		4,500.00		3,987.37	
08	Printing and binding						62.00	
09	Advertising and publication of notices		50.00		50.00		50.00	
12	Repairs and alterations		6,500.00		6,000.00		5,280.68	
13	Special and miscellaneous expenses		1,020.00		1,020.00		595.90	
22	Burial expenses		100.00		100.00		35.00	
<b>Equipment:</b>								
3000	Passenger-carrying vehicles		800.00		1,000.00		1,605.38	
3010	Furniture, furnishings, and fixtures		2,500.00		2,000.00		1,643.54	
3020	Educational, scientific, and recreational equipment		1,000.00		1,000.00		666.21	
3040	Livestock		1,000.00		2,000.00			
3050	Other equipment		4,600.00		4,000.00		2,524.54	
30	Total equipment		9,900.00		10,000.00		6,439.67	
32	Other structures		2,000.00		2,900.00		3,662.39	
	Total		90,000.00		90,000.00		76,009.91	
<b>PINE RIDGE</b>								
01	Net salaries and wages (irregular labor)		500.00		500.00			
02	Sundry supplies						27.00	
12	Repairs and alterations						23.00	
30	Passenger-carrying vehicles						366.33	
	Total		500.00		500.00		416.33	
<b>LOWER BRULE—CROW CREEK</b>								
<b>Field service:</b>								
<b>Salaries and wages—</b>								
Salary range, \$1,320 to \$1,680; average, \$1,500—								
Financial clerk		1	1,500		1	1,500		
Total average number of employees								
		1		1				
Total salaries and wages, field service			1,500		1,500			
Deduct allowances for quarters, fuel and light			180		180			
Cash payment, salaries and wages			1,320		1,320			
Miscellaneous and temporary labor, \$4 to \$1 per day			1,680		1,680		161	
	Total personal services		3,000		3,000		161	

*Estimates of appropriations required for the service of the fiscal year ending June 30, 1928—Continued*

General object (title of appropriation), date of acts, references to Statutes at Large, or to Revised Statutes, and estimated amount required for each detailed object

Total amount to be appropriated under each head of appropriation

Amount appropriated for the fiscal year ending June 30, 1927

*Miscellaneous Indian Funds, South Dakota (Tribal Funds)—Continued.*

	Estimated expenditures, 1928 appropriation	Estimated expenditures, 1927 appropriation	Expended and obligated, 1926
<b>LOWER BRULE—CROW CREEK—continued</b>			
Supplies and materials:			
0210 Medical and hospital supplies.....	\$50.00		\$37.36
0230 Fuel.....	350.00	\$400.00	158.82
0260 Provisions.....	1,000.00	1,000.00	832.97
0280 Sundry supplies.....	100.00	100.00	29.72
02 Total supplies and materials.....	1,500.00	1,500.00	1,058.87
06 Commercial transportation.....	100.00	100.00	98.30
12 Repairs and alterations.....	400.00	400.00	394.71
13 Special and miscellaneous expenses.....			18.14
Equipment:			
3010 Furniture, furnishings, and fixtures.....			10.00
3040 Livestock.....			600.00
30 Total equipment.....			610.00
Total.....	5,000.00	5,000.00	2,341.02
<b>ROSEBUD</b>			
01 Net salaries and wages (irregular labor).....	5,000.00	5,000.00	
Supplies and materials:			
0260 Provisions.....	1,000.00	1,000.00	
0280 Sundry supplies.....	500.00	500.00	
02 Total supplies and materials.....	1,500.00	1,500.00	
12 Repairs and alterations.....	1,000.00		
13 Special and miscellaneous expenses.....	500.00	500.00	
22 Tuition (Mission schools).....	2,000.00	2,000.00	2,000.00
Equipment:			
3010 Furniture, furnishings, and fixtures.....		500.00	
3050 Other equipment.....		500.00	
30 Total equipment.....		1,000.00	
Total.....	10,000.00	10,000.00	2,000.00

*Miscellaneous Indian Funds, Utah (Tribal Funds)—*

Utah: Goshute (Goshute, \$3,500; Paiute, \$600; Skull Valley, \$1,000), \$5,100; Uintah and Ouray, \$15,000; *Provided*, That not to exceed \$500 of this amount may be used to pay part of the expenses of the State Experimental Farm, located near Fort Duchesne, Utah, within the Uintah and Ouray Indian Reservation; in all, \$20,100 (*acts June 30, 1919, vol. 41, p. 30, sec. 25; Jan. 24, 1923, vol. 42, p. 1199, sec. 1; May 10, 1926, vol. 44, p. 474*).

	Estimated expenditures, 1928 appropriation	Estimated expenditures, 1927 appropriation	Expended and obligated, 1926
<b>GOSHUTE (KAIBAB)</b>			
Field service:			
Salaries and wages—			
Salary range, \$1,140 to \$1,500; average, \$1,320—	Average—	Average—	Average—
Farmer.....	No. 1 Salary \$1,440	No. 1 Salary \$1,440	No. 1 Salary \$1,440
Financial clerk.....	★ 1,320	★ 1,320	★ 1,320
Total average number of employees.....	1★	1★	1★
Total salaries and wages, field service.....	2,100.00	2,100.00	2,100.00
Deduct allowances for quarters, fuel and light.....	270.00	270.00	270.00
Cash payment, salaries and wages.....	1,830.00	1,830.00	1,830.00
Miscellaneous and temporary labor, \$4 to \$1 per day.....	670.00	370.00	207.25
01 Total personal services.....	2,500.00	2,200.00	2,037.25
Supplies and materials:			
0210 Medical and hospital supplies.....	50.00	50.00	
0230 Fuel.....	100.00	100.00	
0260 Provisions.....	700.00	700.00	565.25
0280 Sundry supplies.....	200.00	100.00	48.22
02 Total supplies and materials.....	1,050.00	950.00	613.47
06 Commercial transportation.....	75.00	75.00	66.27
07 Transportation of things (service).....	200.00	200.00	
12 Repairs and alterations.....	600.00	800.00	165.09
13 Special and miscellaneous expenses.....	175.00	175.00	
22 Burial expenses.....	100.00	100.00	18.00

*Estimates of appropriations required for the service of the fiscal year ending June 30, 1928—Continued*

General object (title of appropriation), date of acts, references to Statutes at Large, or to Revised Statutes, and estimated amount required for each detailed object			Total amount to be appropriated under each head of appropriation	Amount appropriated for the fiscal year ending June 30, 1927
<i>Miscellaneous Indian Funds, Utah (Tribal Funds)—Continued.</i>				
	Estimated expenditures, 1928 appropriation	Estimated expenditures, 1927 appropriation	Expended and obligated, 1926	
<b>GOSHUTE (KAISAB)—continued</b>				
Equipment:				
3000 Passenger-carrying vehicles.....				\$487.00
3010 Furniture, furnishings, and fixtures.....	\$200.00	\$200.00		
3050 Other equipment.....	200.00	400.00		
30 Total equipment.....	400.00	600.00		487.00
Total.....	5,100.00	5,100.00		3,387.08
<b>UINTAH AND OURAY</b>				
01 Net salaries and wages (irregular labor).....	1,500.00	1,500.00		339.80
Supplies and materials:				
0210 Medical and hospital supplies.....	650.00	800.00		744.93
0230 Fuel.....	5,000.00	5,000.00		4,824.92
0240 Wearing apparel and sewing supplies.....	100.00	50.00		90.01
0260 Provisions.....	1,000.00	1,000.00		969.16
0280 Sundry supplies.....	800.00	700.00		1,004.45
02 Total supplies and materials.....	7,550.00	7,550.00		7,633.47
Communication service:				
0510 Telephone service.....	100.00	100.00		56.81
0520 Other communication service.....	25.00	25.00		10.88
05 Total communication service.....	125.00	125.00		67.69
06 Commercial transportation.....	400.00	400.00		330.01
07 Transportation of things (service).....	1,000.00	1,000.00		490.45
Printing, binding, photographing, etc.:				
0800 Printing and binding.....				18.15
0830 Photographing and blue prints.....				98.08
08 Total printing, binding, photographing, etc.....				116.23
10 Furnishing of heat, light, power, water, and electricity (service).....	1,500.00	1,500.00		1,450.39
11 Rent of buildings and structures.....	100.00	100.00		70.00
12 Repairs and alterations.....	1,600.00	1,500.00		2,001.35
13 Special and miscellaneous expenses.....	525.00	725.00		44.15
Equipment:				
3000 Passenger-carrying vehicles.....				248.00
3010 Furniture, furnishings, and fixtures.....	400.00	500.00		614.64
3050 Other equipment.....	300.00	100.00		159.35
30 Total equipment.....	700.00	600.00		1,021.99
Total.....	15,000.00	15,000.00		13,565.53

*Miscellaneous Indian Funds, Washington (Tribal Funds)—*

Washington: Colville, \$30,000; Neah Bay, \$5,000; Puyallup, \$3,000; Spokane, \$19,000; Taholah (Quinalt), \$11,000; Yakima, **["\$32,400"]** \$35,000; in all, **["\$100,400"]** \$103,000 (acts June 30, 1919, vol. 41, p. 30, sec. 25; Jan. 24, 1923, vol. 42, p. 1200, sec. 1; May 10, 1926, vol. 44, p. 475).

	Estimated expenditures, 1928 appropriation	Estimated expenditures, 1927 appropriation	Expended and obligated, 1926
<b>COLVILLE</b>			
Field service:			
Salaries and wages—			
Salary range, \$1,860 to \$2,400; average, \$2,100—	Average—	Average—	Average—
Principal clerk.....	No. Salary	No. Salary	No. Salary
Physicians.....	2 \$2,100	1 \$2,100	1 \$2,100
Salary range, \$1,680 to \$2,040; average, \$1,860—			
General mechanic.....	1 1,860	1 1,860	1 1,860
Ranger.....	1 1,860	1 1,860	1 1,860
Salary range, \$1,500 to \$1,860; average, \$1,680—			
Clerk.....	1 1,680	1 1,680	1 1,680
Salary range, \$1,320 to \$1,680; average, \$1,500—			
Assistant clerk.....	1 1,500	1 1,500	1 1,500
Farmer.....	1 1,500	1 1,500	1 1,500
Financial clerk.....			1 1,620
Forest guard.....	1 1,500	1 1,500	1 1,500
Salary range, \$1,140 to \$1,500; average, \$1,320—			
Junior clerk.....	1 1,320	1 1,320	1 1,320
Farmers.....	2 1,440	2 1,440	1 1,380

*Estimates of appropriations required for the service of the fiscal year ending June 30, 1928—Continued*

General object (title of appropriation), date of acts, references to Statutes at Large, or to Revised Statutes, and estimated amount required for each detailed object			Total amount to be appropriated under each head of appropriation	Amount appropriated for the fiscal year ending June 30, 1927
<i>Miscellaneous Indian Funds, Washington (Tribal Funds)—Continued.</i>				
<b>COLVILLE—continued</b>				
Field service—Continued.				
Salaries and wages—Continued.				
Ungraded—	<i>Average—</i>	<i>Average—</i>	<i>Average—</i>	
Laborers.....	No. Salary	No. Salary	No. Salary	
Physicians (contract).....	3 \$1,060	3 \$1,060	3 \$1,060	
	2 1,000	2 1,000	1 1,000	
Total average number of employees.....	17	17	15	
Total salaries and wages, field service.....	25,640.00	25,640.00	22,660.00	
Deduct allowances for quarters, fuel, and light.....	2,700.00	2,700.00	2,460.00	
Cash payment, salaries, and wages.....	22,940.00	22,940.00	20,200.00	
Miscellaneous and temporary labor, \$4 to \$1 per day.....	200.00	200.00	196.99	
01 Total personal services.....	23,140.00	23,140.00	20,396.99	
Supplies and materials:				
0210 Medical and hospital supplies.....	700.00	700.00	678.72	
0230 Fuel.....	1,500.00	1,500.00	1,494.80	
0260 Provisions.....	1,200.00	1,300.00	1,263.22	
0280 Sundry supplies.....	300.00	500.00	601.18	
02 Total supplies and materials.....	3,700.00	4,000.00	4,040.92	
Communication service:				
0500 Telegraph service.....			7.46	
0510 Telephone service.....	175.00	175.00	170.89	
0520 Other communication service.....	25.00	25.00	7.00	
05 Total communication service.....	200.00	200.00	185.35	
06 Commercial transportation.....	800.00	800.00	1,081.86	
07 Transportation of things (service).....	800.00	300.00	276.61	
10 Furnishing of heat, light, power, water, and electricity (service).....	100.00	100.00	92.00	
12 Repairs and alterations.....	1,100.00	900.00	1,988.64	
13 Special and miscellaneous expenses.....	210.00	110.00	79.08	
22 Burial expenses.....			90.68	
Equipment:				
3010 Furniture, furnishings, and fixtures.....	200.00	250.00	328.82	
3050 Other equipment.....	250.00	200.00	124.16	
30 Total equipment.....	450.00	450.00	452.98	
Total.....	30,000.00	30,000.00	28,695.11	
<b>NEAR RAY</b>				
Field service:				
Salaries and wages—				
Salary range, \$1,140 to \$1,500; average, \$1,320—				
Financial clerk.....	1 1,320	1 1,320		
Ungraded—				
Laborer.....	1 1,020	1 1,020		
Total average number of employees.....	2	2		
Total salaries and wages, field service.....	2,340.00	2,340.00		
Deduct allowances for quarters, fuel, and light.....	300.00	300.00		
01 Total personal services, cash payment.....	2,040.00	2,040.00		
Supplies and materials:				
0210 Medical and hospital supplies.....	100.00	100.00		
0230 Fuel.....	500.00	500.00		
0260 Provisions.....	1,000.00	1,000.00		
0280 Sundry supplies.....	200.00	400.00		
02 Total supplies and materials.....	1,800.00	2,000.00		
06 Commercial transportation.....	100.00	100.00		
07 Transportation of things (service).....	100.00	100.00		
12 Repairs and alterations.....	400.00	400.00		
13 Special and miscellaneous expenses.....	60.00	160.00		
Equipment:				
3010 Furniture, furnishings, and fixtures.....	200.00	100.00		
3050 Other equipment.....	300.00	100.00		
30 Total equipment.....	500.00	200.00		
Total.....	5,000.00	5,000.00		
<b>TULALIP</b>				
01 Net salaries and wages (irregular labor).....	2,000.00	2,000.00	617.00	
12 Repairs and alterations.....			38.50	
13 Special and miscellaneous expenses.....	1,000.00	1,000.00		
Equipment:				
3000 Passenger-carrying vehicles.....			710.70	
3010 Furniture, furnishings, and fixtures.....			19.00	
30 Equipment.....			729.70	
Total.....	3,000.00	3,000.00	1,385.20	

*Estimates of appropriations required for the service of the fiscal year ending June 30, 1928—Continued*

General object (title of appropriation), date of acts, references to Statutes at Large, or to Revised Statutes, and estimated amount required for each detailed object	Total amount to be appropriated under each head of appropriation	Amount appropriated for the fiscal year ending June 30, 1927
--	--	--

*Miscellaneous Indian Funds, Washington (Tribal Funds)—Continued.*

	Estimated expenditures, 1928 appropriation	Estimated expenditures, 1927 appropriation	Expended and obligated, 1926
<b>SPOKANE</b>			
01 Net salaries and wages (irregular labor).....	\$5,000.00	\$5,000.00	\$1,846.84
Supplies and materials:			
0210 Medical and hospital supplies.....	350.00	350.00	277.99
0230 Fuel.....	1,500.00	1,500.00	1,264.00
0240 Wearing apparel and sewing supplies.....	100.00	100.00	16.13
0250 Forage and other supplies for animals.....	800.00	800.00	646.71
0260 Provisions.....	2,500.00	2,500.00	1,757.29
0280 Sundry supplies.....	1,000.00	700.00	379.62
02 Total supplies and materials.....	6,250.00	5,950.00	4,341.74
Communication service:			
0500 Telegraph service.....	25.00	25.00	10.00
0510 Telephone service.....	75.00	75.00	60.42
05 Total communication service.....	100.00	100.00	70.42
06 Commercial transportation.....	200.00	200.00	22.95
07 Transportation of things (service).....	300.00	300.00	201.28
11 Other rents.....	100.00	100.00	78.00
12 Repairs and alterations.....	2,500.00	1,500.00	1,542.11
13 Special and miscellaneous expenses.....	150.00	150.00	3.05
Equipment:			
3000 Passenger-carrying vehicles.....	500.00		375.83
3010 Furniture, furnishings, and fixtures.....	500.00	200.00	539.77
3040 Livestock.....	500.00	400.00	700.00
3050 Other equipment.....	400.00	100.00	900.15
30 Total equipment.....	1,900.00	700.00	2,515.75
Structures and parts, and nonstructural improvements:			
3210 Other structures.....		2,500.00	1,334.93
3220 Nonstructural improvements.....	2,500.00	2,500.00	
32 Total structures and parts, etc.....	2,500.00	5,000.00	1,334.93
Total.....	19,000.00	19,000.00	11,957.05
<b>TAROLAH</b>			
Field service:			
Salaries and wages—			
Salary range, \$1,680 to \$2,040; average, \$1,860—	Average—	Average—	Average—
Senior clerk.....	No. Salary	No. Salary	No. Salary
	1 \$2,200	1 \$2,200	1 \$2,100
Salary range, \$1,140 to \$1,500; average, \$1,320—			
Practical nurse.....	1 1,380	1 1,380	
Total average number of employees.....	1 1/2	1 1/2	1 1/2
Total salaries and wages, field service.....	3,580.00	3,580.00	3,580.00
Deduct allowances for quarters, fuel, and light.....	320.00	320.00	120.00
Cash payment, salaries and wages.....	3,260.00	3,260.00	930.00
Miscellaneous and temporary labor, \$4 to \$1 per day.....	5,000.00	5,000.00	6,523.18
01 Total personal services.....	8,260.00	8,260.00	7,453.18
Supplies and materials:			
0210 Medical and hospital supplies.....	100.00	100.00	10.20
0230 Fuel.....	150.00	150.00	76.08
0260 Provisions.....	800.00	1,000.00	427.14
0280 Sundry supplies.....	450.00	200.00	416.80
02 Total supplies and materials.....	1,500.00	1,450.00	930.22
Communication service:			
0510 Telephone service.....	100.00	100.00	100.33
0520 Other communication service.....	25.00	25.00	6.00
05 Total communication service.....	125.00	125.00	106.33
06 Commercial transportation.....	100.00	100.00	70.56
07 Transportation of things (service).....	100.00	100.00	34.41
10 Furnishing of heat, light, power, water, and electricity (service).....			17.89
12 Repairs and alterations.....	400.00	600.00	252.72
13 Special and miscellaneous expenses.....	215.00	165.00	73.50
22 Burial expenses.....	100.00	100.00	75.00
30 Other equipment.....	200.00	100.00	95.32
32 Other structures.....			100.00
Total.....	11,000.00	11,000.00	9,209.33

*Estimates of appropriations required for the service of the fiscal year ending June 30, 1928—Continued*

General object (title of appropriation), date of acts, references to Statutes at Large, or to Revised Statutes, and estimated amount required for each detailed object

Total amount to be appropriated under each head of appropriation

Amount appropriated for the fiscal year ending June 30, 1927

*Miscellaneous Indian Funds, Washington (Tribal Funds)—Continued.*

	Estimated expenditures, 1928 appropriation	Estimated expenditures, 1927 appropriation	Expended and obligated, 1926
<b>YAKIMA</b>			
Field service:			
Salaries and wages—			
Salary range, \$3,300 to \$3,900; average, \$3,600—			
Superintendent	No. 1 Salary \$3,600	No. 1 Salary \$3,600	No. 1 Salary \$3,600
Salary range, \$1,860 to \$2,400; average, \$2,100—			
Senior forest ranger	1 2,400	1 2,400	1 2,400
Salary range, \$1,680 to \$2,040; average, \$1,860—			
Senior clerk	1 2,200	1 2,200	1 2,200
Salary range, \$1,500 to \$1,860; average, \$1,680—			
Clerk	1 2,040	1 2,040	1 2,040
Salary range, \$1,320 to \$1,680; average, \$1,500—			
Assistant clerk	1 1,860	1 1,860	1 1,860
Junior clerks	3 1,680	3 1,680	3 1,680
Salary range, \$1,140 to \$1,500; average, \$1,320—			
Senior forest guard	1 1,320	1 1,320	1 1,320
Junior clerks	2 1,380	2 1,380	2 1,380
Female industrial teacher	1 1,380	1 1,380	1 1,380
Ungraded—			
Laborers	3 940	3 940	3 940
Physician	1 360	1 360	1 360
Total average number of employees	16	16	16
Total salaries and wages, field service	25,780.00	25,780.00	25,780.00
Deduct allowances for quarters, fuel, and light	180.00	180.00	180.00
Cash payment, salaries and wages	25,600.00	25,600.00	25,600.00
Miscellaneous and temporary labor, \$4 to \$1 per day	400.00	400.00	320.60
01 Total personal services	26,000.00	26,000.00	25,920.60
Supplies and materials:			
0200 Stationery and office supplies	50.00	50.00	30.91
0210 Medical and hospital supplies	150.00	150.00	139.84
0230 Fuel	1,000.00	1,000.00	947.70
0240 Wearing apparel and sewing supplies	50.00	50.00	24.04
0250 Forage and other supplies for animals	100.00	100.00	15.00
0260 Provisions	1,500.00	1,500.00	1,374.84
0280 Sundry supplies	500.00	500.00	324.65
02 Total supplies and materials	3,350.00	2,400.00	2,856.98
Communication service:			
0500 Telegraph service	10.00	10.00	8.44
0510 Telephone service	280.00	280.00	279.60
0520 Other communication service	10.00	10.00	8.00
05 Total communication service	300.00	300.00	296.04
06 Commercial transportation	500.00	500.00	443.97
07 Transportation of things (service)	100.00	100.00	20.50
08 Photographing and blue prints	450.00	450.00	8.51
12 Repairs and alterations	3,500.00	1,900.00	2,719.76
13 Special and miscellaneous expenses	450.00	300.00	
Equipment:			
3010 Furniture, furnishings, and fixtures	400.00	300.00	89.20
3050 Other equipment	400.00	100.00	6.81
30 Total equipment	800.00	400.00	96.01
Total	35,000.00	32,400.00	32,362.47

*Miscellaneous Indian Funds, Wisconsin (Tribal Funds)—*

Wisconsin: Lac du Flambeau; [\$2,000] \$1,200; Keshena, \$35,000; in all, [\$37,000] \$36,200 (acts June 30, 1919, vol. 41, p. 30, sec. 25; Jan. 24, 1923, vol. 43, p. 1200, sec. 1; May 10, 1926, vol. 44, p. 475).

	Estimated expenditures, 1928 appropriation	Estimated expenditures, 1927 appropriation	Expended and obligated, 1926
<b>LAC DU FLAMBEAU</b>			
01 Net salaries and wages (irregular labor)	\$500.00	\$500.00	
Supplies and materials:			
0210 Medical and hospital supplies	25.00	50.00	\$18.81
0230 Fuel	200.00	400.00	278.23
0250 Forage and other supplies for animals	400.00	400.00	50.00
0260 Provisions	250.00	500.00	490.62
0280 Sundry supplies	100.00	500.00	68.08
02 Total supplies and materials	575.00	1,150.00	905.59
12 Repairs and alterations	100.00	100.00	432.45
13 Special and miscellaneous expenses	25.00	50.00	29.85
30 Equipment			18.90
Total	1,200.00	2,000.00	1,385.79

*Estimates of appropriations required for the service of the fiscal year ending June 30, 1928—Continued*

General object (title of appropriation), date of acts, references to Statutes at Large, or to Revised Statutes, and estimated amount required for each detailed object						Total amount to be appropriated under each head of appropriation		Amount appropriated for the fiscal year ending June 30, 1927			
Miscellaneous Indian Funds, Wisconsin (Tribal Funds)—Continued.											
						Estimated expenditures, 1928 appropriation		Estimated expenditures, 1927 appropriation		Expended and obligated, 1926	
KESHENA											
Field service:						Average—		Average—		Average—	
Salaries and wages—						No. Salary		No. Salary		No. Salary	
Salary range, \$2,100 to \$2,700; average, \$2,400—						1 \$2,700		1 \$2,700		1 \$2,400	
Physician.....						1 2,400		1 2,400		1 2,400	
Assistant superintendent.....											
Salary range, \$1,500 to \$1,680; average, \$1,680—						1 1,680		1 1,680		1 1,680	
Nurse.....						1 1,680		1 1,680		1 1,680	
Electrician.....						1 1,500		1 1,500		1 1,500	
Salary range, \$1,320 to \$1,620; average, \$1,500—						1 1,500		1 1,500		1 1,500	
Assistant clerk.....						1 1,500		1 1,500		1 1,500	
Financial clerk.....						1 1,380		1 1,380		1 1,380	
Salary range, \$1,140 to \$1,500; average, \$1,320—						2 1,320		2 1,320		2 1,320	
General mechanic.....						1 1,320		1 1,320		1 1,320	
Junior clerks.....						1 1,080		1 1,080		1 1,080	
Forest guard.....						1 1,140		1 1,140		1 1,140	
Salary range, \$1,020 to \$1,260; average, \$1,140—						1 900		1 900		1 900	
Forest guard.....						3 680		3 680		3 680	
Salary range, \$900 to \$1,140; average, \$1,020—						3 1,020		3 1,020		3 1,020	
Blacksmith.....											
Salary range, \$780 to \$1,020; average, \$900—											
Cook.....											
Salary range, \$600 to \$780; average, \$680—											
Assistants.....											
Ungraded—											
Laborers.....											
Total average number of employees.....						19		19		19	
Total salaries and wages, field service.....						25,020.00		25,020.00		24,720.00	
Deduct allowances for quarters, fuel, and light.....						2,940.00		2,940.00		2,940.00	
Cash payment, salaries and wages.....						22,080.00		22,080.00		21,780.00	
Miscellaneous and temporary labor, \$4 to \$1 per day.....						1,200.00		1,200.00		69.42	
01 Total personal services.....						23,280.00		23,280.00		21,849.42	
Supplies and materials:											
0210 Medical and hospital supplies.....						600.00		500.00		464.24	
0230 Fuel.....						3,200.00		3,000.00		2,805.24	
0240 Wearing apparel and sewing supplies.....						100.00		100.00			
0250 Forage and other supplies for animals.....						450.00		400.00		356.38	
0260 Provisions.....						2,500.00		2,200.00		1,527.65	
0280 Sundry supplies.....						550.00		500.00		184.23	
02 Total supplies and materials.....						7,400.00		6,700.00		5,337.74	
Communication service:											
0500 Telegraph service.....						20.00		20.00		11.17	
0510 Telephone service.....						50.00		50.00		29.55	
0620 Other communication service.....						20.00		20.00		10.00	
05 Total communication service.....						90.00		90.00		50.72	
Commercial transportation.....						100.00		100.00		75.87	
Transportation of things (service).....						550.00		500.00		519.93	
Photographing and blue prints.....										9.43	
Repairs and alterations.....						1,500.00		1,300.00		1,165.13	
Special and miscellaneous expenses.....						80.00		330.00		218.30	
Burial expenses.....						100.00		100.00		85.00	
Equipment:											
3000 Passenger-carrying vehicles.....						600.00				549.00	
3010 Furniture, furnishings, and fixtures.....						100.00		200.00		94.35	
3060 Other equipment.....						400.00		600.00		207.83	
30 Total equipment.....						1,100.00		800.00		851.18	
32 Other structures.....						800.00		1,800.00			
Total.....						35,000.00		35,000.00		30,162.72	



*Estimates of appropriations required for the service of the fiscal year ending June 30, 1928—Continued*

General object (title of appropriation), date of acts, references to Statutes at Large, or to Revised Statutes, and estimated amount required for each detailed object				Total amount to be appropriated under each head of appropriation		Amount appropriated for the fiscal year ending June 30, 1927	
<b>Miscellaneous Indian Funds, Wyoming (Tribal Funds)—</b>							
Wyoming: Shoshone, <b>[\$115,000] \$80,000</b> [of which amount \$35,000 shall be immediately available for improving the domestic water supply for the agency, and irrigation service;] ( <i>acts June 30, 1919, vol. 41, p. 30, sec. 25; Jan. 24, 1923, vol. 42, p. 1201, sec. 1; May 10, 1926, vol. 44, p. 475</i> ).							
	Estimated expenditures, 1928 appropriation		Estimated expenditures, 1927 appropriation		Expended and obligated, 1926		
Field service:							
Salaries and wages—							
Salary range, \$2,700 to \$3,300; average, \$3,000—	Average—		Average—		Average—		
Superintendent	No.	Salary	No.	Salary	No.	Salary	
Salary range, \$1,680 to \$2,040; average, \$1,860—	1	\$3,000	1	\$3,000	1	\$3,000	
Senior clerk	1	1,920	1	1,920	1	1,860	
Salary range, \$1,500 to \$1,860; average, \$1,680—							
Clerk	1	1,680	1	1,680	1	1,680	
Nurse	1	1,680	1	1,680	1	1,680	
Superintendent of livestock	1	1,860	1	1,860	1	1,860	
Salary range, \$1,320 to \$1,680; average, \$1,500—							
Assistant clerks	3	1,520	3	1,520	3	1,500	
Financial clerk	1	1,500	1	1,500	1	1,500	
Stockman					1	1,620	
Salary range, \$1,140 to \$1,300; average, \$1,320—							
Carpenter	1	1,380	1	1,380	1	1,320	
Stockman	1	1,320	1	1,320			
Farmers	3	1,440	3	1,440	3	1,380	
Salary range, \$780 to \$1,020; average, \$900—							
Assistant matron	1	900	1	900	1	1,020	
Ungraded—							
Laborers	4	1,125	4	1,125	4	1,125	
Physician	1	600	1	600	1	600	
Total average number of employees	19½		19½		19		
Total salaries and wages, field service		28,395.00		28,395.00		26,280.00	
Deduct allowances for quarters, fuel, and light		3,130.00		3,130.00		2,940.00	
Cash payment, salaries and wages		25,265.00		25,265.00		23,340.00	
Miscellaneous and temporary labor, \$4 to \$1 per day		10,000.00		10,000.00		6,967.83	
01 Total personal services		35,265.00		35,265.00		30,307.83	
Supplies and materials:							
0200 Stationery and office supplies		50.00		50.00		28.08	
0210 Medical and hospital supplies		1,200.00		1,200.00		925.91	
0230 Fuel		6,000.00		6,000.00		5,654.76	
0240 Wearing apparel and sewing supplies		100.00		100.00		74.68	
0250 Forage and other supplies for animals		18,000.00		18,000.00		11,661.27	
0260 Provisions		1,200.00		1,000.00		908.04	
0280 Sundry supplies		3,500.00		3,000.00		2,990.10	
02 Total supplies and materials		30,050.00		29,350.00		22,242.84	
Communication service:							
0500 Telegraph service		25.00		25.00		20.67	
0510 Telephone service		200.00		200.00		162.00	
0520 Other communication service		25.00		25.00		27.70	
05 Total communication service		250.00		250.00		210.37	
06 Commercial transportation		600.00		600.00		447.84	
07 Transportation of things (service)		2,500.00		2,500.00		2,461.86	
12 Repairs and alterations		6,000.00		6,000.00		3,772.16	
13 Special and miscellaneous expenses		535.00		835.00		370.90	
22 Burial expenses		200.00		200.00		71.00	
Equipment:							
3000 Passenger-carrying vehicles						3,530.08	
3010 Furniture, furnishings, and fixtures		600.00		1,000.00		867.42	
3040 Livestock				5,000.00		4,950.63	
3050 Other equipment		4,000.00		4,000.00		11,108.21	
30 Total equipment		4,600.00		10,000.00		20,456.34	
32 Other structures				30,000.00			
Total		80,000.00		115,000.00		80,241.14	

In all, not to exceed **[\$1,539,800] \$1,434,800.**

*Estimates of appropriations required for the service of the fiscal year ending June 30, 1928—Continued*

General object (title of appropriation), date of acts, references to Statutes at Large, or to Revised Statutes, and estimated amount required for each detailed object	Total amount to be appropriated under each head of appropriation		Amount appropriated for the fiscal year ending June 30, 1927	
<b>Support of Chippewa Indians in Minnesota (Tribal Funds)—</b>				
For promoting civilization and self-support among the Chippewa Indians in the State of Minnesota, <b>[\$153,500] \$150,000</b> , to be paid from the principal sum on deposit to the credit of said Indians, arising under section 7 of the act entitled "An act for the relief and civilization of the Chippewa Indians in the State of Minnesota," approved January 14, 1889, to be used exclusively for the purposes following: Not exceeding <b>[\$50,500] \$47,000</b> of this amount may be expended for general agency purposes [of which not to exceed \$3,500 may be used for the construction of a telephone line between Redby and Ponemah, Minnesota, on the Red Lake Reservation]; not exceeding \$10,000 may be expended, under the direction of the Secretary of the Interior, in aiding in the construction, equipment, and maintenance of additional public schools in connection with and under the control of the public-school system of the State of Minnesota, said additional school buildings to be located at places contiguous to Indian children who are now without proper public-school facilities; not exceeding \$15,000 may be expended in aiding indigent Chippewa Indians upon the condition that any funds used in support of a member of the tribe shall be reimbursed out of and become a lien against any individual property of which such member may now or hereafter become seized or possessed, and the Secretary of the Interior shall annually transmit to Congress at the commencement of each regular session a complete and detailed statement of such expenditures, the two preceding requirements not to apply to any old, infirm, or indigent Indian, in the discretion of the Secretary of the Interior; not exceeding \$78,000 may be expended for the support of the Indian hospitals ( <i>acts Jan. 14, 1889, vol. 25, p. 645, sec. 7; Aug. 19, 1890, vol. 26, p. 357, sec. 1; May 10, 1926, vol. 44, p. 475</i> ).				
	Estimated expenditures, 1928 appropriation	Estimated expenditures, 1927 appropriation	Expended and obligated, 1926	
<b>Field service:</b>	<i>Average—</i>	<i>Average—</i>	<i>Average—</i>	
Salaries and wages—	No. Salary	No. Salary	No. Salary	
Salary range, \$2,100 to \$2,700; average, \$2,400—	5 \$2,400	5 \$2,400	5 \$2,400	
Physicians				
Salary range, \$1,860 to \$2,400; average, \$2,100—	1 2,500	1 2,500	1 2,400	
Principal clerk	3 2,100	3 2,100	3 2,100	
Physicians				
Salary range, \$1,680 to \$2,040; average, \$1,860—	1 1,920	1 1,920		
Senior clerk				
Salary range, \$1,500 to \$1,860; average, \$1,680—	1 1,740	1 1,740	1 1,680	
Clerk	1 1,920	1 1,920	1 1,920	
Assistant clerk	6 1,680	6 1,680	6 1,680	
Nurses				
Salary range, \$1,320 to \$1,680; average, \$1,500—	5 1,548	5 1,548	5 1,548	
Assistant clerks	1 1,500	1 1,500	1 1,500	
Financial clerk	1 1,500	1 1,500	2 1,500	
Engineer	1 1,500	1 1,500	1 1,500	
Forest guard	1 1,500	1 1,500	1 1,500	
Senior forest guard				
Salary range, \$1,140 to \$1,500; average, \$1,320—	3 1,320	3 1,320	3 1,320	
Junior clerks	1 1,380	1 1,380	1 1,380	
Farmer	1 1,320	1 1,320	1 1,320	
Carpenter				
Salary range, \$900 to \$1,140; average, \$1,020—	2 1,020	2 1,020	2 1,020	
Matrons	4 1,020	4 1,020	4 1,020	
Cooks			2 1,140	
Blacksmiths				
Salary range, \$780 to \$1,020; average, \$900—			3 940	
Janitors				
Salary range, \$600 to \$780; average, \$690—	8 660	8 660	8 660	
Assistants				
Ungraded—	7 993	7 993	3 1,020	
Laborers	1 720	1 720	1 720	
Physician				
Total average number of employees	54	54	55	
Total salaries and wages, field service	75,880.00	75,880.00	76,760.00	
Deduct allowances for quarters; fuel, and light	6,960.00	6,960.00	7,080.00	
Cash payment, salaries and wages	68,920.00	68,920.00	69,680.00	
Miscellaneous and temporary labor, \$4 to \$1 per day	2,500.00	2,500.00	380.52	
<b>01 Total personal services</b>	<b>71,420.00</b>	<b>71,420.000</b>	<b>70,060.52</b>	
Supplies and materials:				
0200 Stationery and office supplies	100.00	100.00		
0210 Medical and hospital supplies	6,500.00	6,000.00	4,127.17	
0220 Scientific and educational supplies	800.00	700.00		
0230 Fuel	9,000.00	9,000.00	8,165.16	
0240 Wearing apparel and sewing supplies	3,000.00	2,500.00	1,078.48	
0250 Forage and other supplies for animals	2,500.00	2,000.00	1,134.59	
0260 Provisions	30,000.00	30,000.00	25,098.03	
0280 Sundry supplies	5,000.00	2,000.00	982.36	
<b>02 Total supplies and materials</b>	<b>56,900.00</b>	<b>52,300.00</b>	<b>40,585.79</b>	

*Estimates of appropriations required for the service of the fiscal year ending June 30, 1928—Continued*

General object (title of appropriation), date of acts, references to Statutes at Large, or to Revised Statutes, and estimated amount required for each detailed object

Total amount to be appropriated under each head of appropriation

Amount appropriated for the fiscal year ending June 30, 1927

*Support of Chippewa Indians in Minnesota (Tribal Funds)—Continued.*

	Estimated expenditures, 1928 appropriation	Estimated expenditures, 1927 appropriation	Expended and obligated, 1926
Communication service:			
0500 Telegraph service.....	\$50.00	\$50.00	
0510 Telephone service.....	400.00	400.00	\$293.40
0520 Other communication service.....	50.00	50.00	11.50
05 Total communication service.....	500.00	500.00	305.30
06 Commercial transportation.....	2,000.00	2,000.00	1,438.62
07 Transportation of things (service).....	3,000.00	3,000.00	2,831.88
10 Furnishing of heat, light, power, water, and electricity (service).....	1,000.00	1,000.00	469.88
12 Repairs and alterations.....	6,000.00	6,000.00	4,794.58
13 Special and miscellaneous expenses.....	1,180.00	2,680.00	1,955.38
22 Burial expenses.....	1,000.00	1,000.00	489.88
Equipment:			
3000 Passenger-carrying vehicles.....		1,000.00	786.00
3010 Furniture, furnishings, and fixtures.....	3,000.00	4,000.00	2,725.02
3050 Other equipment.....	4,000.00	5,100.00	1,510.61
30 Total equipment.....	7,000.00	10,100.00	5,021.63
32 Other structures.....		3,500.00	1,436.00
Total.....	150,000.00	153,500.00	129,389.46

*Surveying and Allotting Red Lake Reservation, Minn. (Tribal Funds)—**For surveying and allotting lands on the Red Lake Reservation, Minnesota, \$10,000, payable from the Red Lake Four Per Cent Fund (submitted).*

	Estimated expenditures, 1928 appropriation	Estimated expenditures, 1927 appropriation	Expended and obligated, 1926
Field service:			
Salaries and wages—			
Salary range, \$1,860 to \$2,400; average, \$2,100—	<i>Average—</i>	<i>Average—</i>	<i>Average—</i>
Surveyor.....	<i>No. Salary</i>	<i>No. Salary</i>	<i>No. Salary</i>
	★ \$1,920		
Total average number of employees.....	★		
Total salaries and wages, field service.....	1,280		
The difference between 1927 and 1928 is due to increase in force, \$1,280			
Miscellaneous and temporary labor, \$4 to \$1 per day.....	1,820		
01 Total personal services.....	3,100		
Supplies and materials:			
0260 Provisions.....	2,000		
0280 Sundry supplies.....	2,000		
02 Total supplies and materials.....	4,000		
06 Commercial transportation.....	400		
13 Special and miscellaneous expenses.....	2,500		
Total.....	10,000		

**[Additions to Red Lake Sawmill, Minnesota (Tribal Funds)—]**

The Secretary of the Interior is authorized to withdraw from the Treasury of the United States the sum of \$30,000, or so much thereof as may be necessary, of the principal sum on deposit to the credit of the Red Lake Band of Chippewa Indians in the State of Minnesota arising under the act of May 18, 1916 (Thirty-ninth Statutes at Large, page 138), and to expend the same in the construction and equipment of planing mill, box factory, cottages, office, and minor sawmill appurtenances (act May 10, 1926, vol. 44, p. 473).

*Expenses, Per Capita Payments, Choctaw and Chickasaw Tribes (Tribal Funds)—*

For the expenses of per capita payments to the enrolled members of the Choctaw and Chickasaw Tribes of Indians, \$5,000, to be paid from the funds held by the United States in trust for said Indians (acts June 30, 1919, vol. 41, p. 22, sec. 18; May 10, 1926, vol. 44, p. 475).

01 Net salaries and wages (irregular): Expenditures—1928, \$5,000; 1927, \$5,000; 1926, \$735.30.

*Estimates of appropriations required for the service of the fiscal year ending June 30, 1928—Continued*

General object (title of appropriation), date of acts, references to Statutes at Large, or to Revised Statutes, and estimated amount required for each detailed object				Total amount to be appropriated under each head of appropriation	Amount appropriated for the fiscal year ending June 30, 1927
<b>Support of Osage Agency and Pay of Tribal Officers, Oklahoma (Tribal Funds)—</b>					
For the support of the Osage Agency, including repairs to buildings, and pay of tribal officers, the tribal attorney and his stenographer, and employees of said agency, <b>[\$149,100] \$165,000</b> , [of which \$15,000 shall be immediately available,] to be paid from the funds held by the United States in trust for the Osage Tribe of Indians in Oklahoma: <b>Provided</b> , That any employee of the Osage Agency paid from tribal funds, who, since July 1, 1924, or who may hereafter be absent from his designated headquarters at a greater distance than five miles on official business, may be allowed his actual expenses while away from headquarters, in addition to his salary] (acts June 30, 1919, vol. 41, p. 21, sec. 17; May 10, 1926, vol. 44, p. 475).					
	Estimated expenditures, 1928 appropriation	Estimated expenditures, 1927 appropriation	Expended and obligated, 1926		
<b>Field service:</b>					
<b>Salaries and wages—</b>	<b>Average—</b>	<b>Average—</b>	<b>Average—</b>		
Salary range, \$5,200 to \$6,000; average, \$5,600—	No. Salary	No. Salary	No. Salary		
Superintendent.....	1 \$5,600	1 \$5,600	1 \$5,600		
Salary range, \$3,800 to \$5,000; average, \$4,400—					
Principal clerk.....	1 3,800	1 3,800	1 4,200		
Tribal attorney.....	1 5,000	1 5,000	1 5,000		
Salary range, \$2,400 to \$3,000; average, \$2,700—					
Financial clerk.....	1 2,800	1 2,800	1 2,700		
Salary range, \$2,100 to \$2,700; average, \$2,400—					
Principal clerks.....	2 2,550	2 2,550	2 2,450		
Appraiser.....	1 2,100	1 2,100	1 2,100		
Special officer.....	1 2,700	1 2,700	1 2,700		
Salary range, \$1,800 to \$2,400; average, \$2,100—					
Special officers.....	5 2,220	5 2,220	5 2,300		
Farmers.....	2 2,200	2 2,200	2 2,200		
Principal clerk.....	1 2,500	1 2,500	1 2,500		
Salary range, \$1,680 to \$2,040; average, \$1,860—					
Senior clerks.....	2 2,000	2 2,000	1 1,920		
Construction foremen.....	2 1,860	2 1,860	2 1,860		
General mechanic.....	1 1,920	1 1,920	1 1,860		
Clerk.....	1 1,920	1 1,920	1 1,860		
Assistant clerks.....	2 1,800	2 1,800	2 1,740		
Salary range, \$1,500 to \$1,860; average, \$1,680—					
Clerks.....	2 1,740	2 1,740	2 1,740		
Salary range, \$1,320 to \$1,680; average, \$1,500—					
Assistant clerks.....	7 1,586	7 1,586	7 1,569		
Farmer.....	1 1,620	1 1,620	1 1,620		
General mechanic.....	1 1,560	1 1,560	1 1,560		
Carpenter.....	1 1,620				
Junior clerk.....	1 1,560	1 1,560	1 1,560		
Salary range, \$1,140 to \$1,500; average, \$1,320—					
Junior clerks.....	14 1,337	14 1,337	14 1,333		
Farmer.....	1 1,380	1 1,380	1 1,380		
Telephone operator.....	1 1,320	1 1,320	1 1,320		
Assistant engineer.....	1 1,380				
<b>Ungraded—</b>					
Laborers.....	2 1,050	1 1,020	1 1,020		
Chief.....	1 900	1 900	1 900		
Councilmen.....	11 600	11 600	11 600		
Total average number of employees.....	67	64	63		
Total salaries and wages, field service.....	106,900.00	102,820.00	102,620.00		
Deduct allowances for quarters, fuel, and light.....	9,180.00	9,180.00	8,800.00		
Cash payment, salaries and wages.....	97,720.00	93,640.00	93,820.00		
The difference between 1928 and 1927 is due to increase in force (transferred from other funds), \$4,080.					
Miscellaneous and temporary labor, \$4 to \$1 per day.....	25,000.00	25,000.00	16,737.68		
<b>01 Total personal services.....</b>	<b>122,720.00</b>	<b>118,640.00</b>	<b>110,557.68</b>		
<b>Supplies and materials:</b>					
0200 Stationery and office supplies.....	800.00	800.00	672.08		
0230 Fuel.....	2,500.00	2,000.00	2,015.11		
0260 Provisions.....	500.00		213.53		
0290 Sundry supplies.....	4,000.00	2,000.00	862.34		
<b>02 Total supplies and materials.....</b>	<b>7,800.00</b>	<b>4,800.00</b>	<b>3,763.06</b>		
<b>Communication service:</b>					
0500 Telegraph service.....	250.00	250.00	217.12		
0510 Telephone service.....	800.00	800.00	727.01		
0520 Other communication service.....	50.00	50.00	55.21		
<b>05 Total communication service.....</b>	<b>1,100.00</b>	<b>1,100.00</b>	<b>999.34</b>		
06 Commercial transportation.....	4,000.00	4,000.00	3,944.52		
07 Transportation of things (service).....	250.00	250.00	21.45		
08 Printing and binding.....	400.00	400.00	465.87		
09 Advertising and publication of notices.....	50.00	50.00	13.23		
10 Furnishing of heat, light, power, water, and electricity (service).....	2,500.00	2,500.00	2,244.52		
<b>Rents:</b>					
1100 Rent of buildings and structures.....	4,000.00	4,000.00	3,570.00		
1110 Other rents.....	100.00	100.00	32.64		
<b>11 Total rents.....</b>	<b>4,100.00</b>	<b>4,100.00</b>	<b>3,602.64</b>		
12 Repairs and alterations.....	12,000.00	6,000.00	6,105.70		
13 Special and miscellaneous expenses.....	2,580.00	1,760.00	183.05		
<b>Equipment:</b>					
3000 Passenger-carrying vehicles.....	4,000.00	3,000.00			
3010 Furniture, furnishings, and fixtures.....	2,000.00	2,000.00	1,890.58		
3050 Other equipment.....	1,500.00	500.00	318.36		
<b>30 Total equipment.....</b>	<b>7,500.00</b>	<b>5,500.00</b>	<b>2,208.94</b>		
<b>Total.....</b>	<b>165,000.00</b>	<b>149,100.00</b>	<b>134,100.00</b>		

*Estimates of appropriations required for the service of the fiscal year ending June 30, 1928—Continued*

General object (title of appropriation), date of acts, references to Statutes at Large, or to Revised Statutes, and estimated amount required for each detailed object			Total amount to be appropriated under each head of appropriation		Amount appropriated for the fiscal year ending June 30, 1927
<b>Special Counsel for Osage Indians, Okla. (Tribal Funds)—</b>					
[For the employment of special counsel to assist State and Federal authorities in the prosecution of the person or persons implicated in the crimes resulting in the murder of Osage Indians and for expenses incident to such prosecution, \$20,000, or so much thereof as may be necessary, to be immediately available, to be paid from funds held by the United States in trust for said Indians, to be expended with the approval of, and under the supervision of, the Secretary of the Interior ( <i>act May 10, 1926, vol. 44, p. 476</i> ).]					
<b>Osage Oil and Gas Operations, Osage Nation, Oklahoma (Tribal Funds)—</b>					
For necessary expenses in connection with oil and gas production on the Osage Reservation, including salaries of employees, rent of quarters for employees, traveling expenses, printing, telegraphing and telephoning, and purchase, repair, and operations of automobiles, [\$69,000] \$72,000, to be paid from the funds held by the United States in trust for the Osage Tribe of Indians in Oklahoma ( <i>acts June 30, 1919, vol. 41, p. 21, sec. 17; May 10, 1926, vol. 44, p. 476</i> ).					
		Estimated expenditures, 1928 appropriation	Estimated expenditures, 1927 appropriation	Expended and obligated, 1926	
<b>Field service:</b>					
Salaries and wages—		<i>Average—</i>	<i>Average—</i>	<i>Average—</i>	
Salary range, \$5,200 to \$6,000; average, \$5,600—	No.	Salary	No.	Salary	No.
Superintendent	1	\$5,600	1	\$5,600	1
Salary range, \$3,800 to \$5,000; average, \$4,400—					
Oil and gas inspector	1	4,000	1	4,000	1
Principal clerk	1	3,800	1	3,800	1
Salary range, \$2,700 to \$3,300; average, \$3,000—					
Assistant oil and gas inspector	1	3,600	1	3,600	1
Gas inspector	1	3,100	1	3,100	1
Salary range, \$2,100 to \$2,700; average, \$2,400—					
Principal clerk	1	2,900	1	2,900	
Oil-well plugger	1	2,800	1	2,800	1
Assistant oil and gas-well plugger	1	2,500	1	2,500	1
Salary range, \$1,860 to \$2,400; average, \$2,100—					
Principal clerk	1	2,400	1	2,400	
Assistant gas inspector	1	2,100	1	2,100	1
Assistant oil and gas inspector	1	2,400	1	2,400	1
Gas inspector	1	2,600	1	2,600	1
Oil gaugers	5	2,100	5	2,100	4
Draftsman	1	2,400	1	2,400	1
Salary range, \$1,680 to \$2,040; average, \$1,860—					
Draftsman	1	1,860	1	1,860	1
Salary range, \$1,500 to \$1,860; average, \$1,680—					
Clerk	1	1,740	1	1,740	
Salary range, \$1,320 to \$1,680; average, \$1,500—					
Assistant clerks	3	1,580	3	1,580	2
Junior clerk	1	1,680	1	1,680	1
Salary range, \$1,140 to \$1,500; average, \$1,320—					
Junior clerk	1	1,440	1	1,440	1
Total average number of employees	24		24		19
Total salaries and wages, field service		57,460.00		57,460.00	46,217.67
Deduct allowances for quarters, fuel, and light		4,400.00		4,400.00	3,200.00
01 Total personal services, cash payment		53,060.00		53,060.00	43,017.67
<b>Supplies and materials:</b>					
0200 Stationery and office supplies		400.00		500.00	335.62
0230 Fuel		2,300.00		2,200.00	2,155.83
0280 Sundry supplies		600.00		1,000.00	79.20
02 Total supplies and materials		3,200.00		3,700.00	2,570.65
<b>Communication service:</b>					
0500 Telegraph service		100.00		100.00	33.15
0510 Telephone service		600.00		600.00	573.30
05 Total communication service		700.00		700.00	606.45
<b>Travel expenses:</b>					
0600 Commercial transportation		1,500.00		1,500.00	1,361.65
0630 Per diem in lieu of subsistence		500.00		500.00	
06 Total travel expense		2,000.00		2,000.00	1,361.65
07 Transportation of things (service)		50.00		50.00	8.85
08 Printing and binding		250.00		250.00	236.49
09 Advertising and publication of notices		500.00		500.00	444.23
10 Furnishing of heat, light, power, water, and electricity (service)		1,000.00		1,000.00	799.95
<b>Rents:</b>					
1100 Rent of buildings and structures		2,000.00		2,000.00	1,796.00
1110 Other rents		200.00		200.00	136.00
11 Total rents		2,200.00		2,200.00	1,932.00
12 Repairs and alterations		4,000.00		3,500.00	3,427.94
13 Special and miscellaneous expenses		1,040.00		540.00	
<b>Equipment:</b>					
3000 Passenger-carrying vehicles		3,000.00			
3010 Furniture, furnishings, and fixtures		500.00		500.00	377.50
3050 Other equipment		500.00		1,000.00	
30 Total equipment		4,000.00		1,500.00	377.50
Total		72,000.00		69,000.00	54,783.38

## Estimates of appropriations required for the service of the fiscal year ending June 30, 1928—Continued

General object (title of appropriation), date of acts, references to Statutes at Large, or to Revised Statutes, and estimated amount required for each detailed object	Total amount to be appropriated under each head of appropriation	Amount appropriated for the fiscal year ending June 30, 1927
--	--	--

**Expenses of Osage Tribal Council, Oklahoma (Tribal Funds)—**

For expenses incurred in connection with visits to Washington, District of Columbia, by the Osage Tribal Council and other members of said tribe when duly authorized or approved by the Secretary of the Interior, \$10,000, to be paid from the funds held by the United States in trust for the Osage Tribe (*acts Feb. 14, 1920, vol. 41, p. 426, sec. 17; May 10, 1926, vol. 44, p. 476*).

	Estimated expenditures, 1928 appropriation	Estimated expenditures, 1927 appropriation	Expended and obligated, 1926
Travel expense:			
0600 Commercial transportation.....	\$7,000	\$7,000	
0630 Per diem in lieu of subsistence.....	2,000	2,000	\$432
06 Total travel expense.....	9,000	9,000	432
13 Special and miscellaneous expenses.....	1,000	1,000	
Total.....	10,000	10,000	432

**Confederated Bands of Utes, Utah (Tribal Funds)—**

The sum of **[\$139,000]** \$125,000 is hereby appropriated out of the principal funds to the credit of the Confederated Bands of Ute Indians, the sum of **[\$74,000]** \$70,000 of said amount for the benefit of the Ute Mountain (formerly Navajo Springs) Band of said Indians in Colorado, and the sum of **[\$35,000]** \$25,000 of said amount for the Uintah, White River, and Uncompahgre Bands of Ute Indians in Utah, and the sum of \$30,000 of said amount for the Southern Ute Indians in Colorado, which sums shall be charged to said bands, and the Secretary of the Interior is also authorized to withdraw from the Treasury the accrued interest to and including June 30, **[1926]** 1927, on the funds of the said Confederated Bands of Ute Indians appropriated under the act of March 4, 1913 (Thirty-seventh Statutes at Large, page 934), and to expend or distribute the same for the purpose of promoting civilization and self-support among the said Indians, under such regulations as the Secretary of the Interior may prescribe: *Provided*, That the Secretary of the Interior shall report to Congress, on the first Monday in December, **[1927]** 1928, a detailed statement as to all moneys expended as provided for herein: *Provided further*, That none of the funds in this paragraph shall be expended on road construction unless, wherever practicable, preference shall be given to Indians in the employment of labor on all roads constructed from the sums herein appropriated from the funds of the Confederated Bands of Utes (*acts Mar. 4, 1913, vol. 37, p. 934, sec. 1; May 10, 1926, vol. 44, p. 476*).

	Estimated expenditures, 1928 appropriation	Estimated expenditures, 1927 appropriation	Expended and obligated, 1926
Field service:			
Salaries and wages—	<i>Average—</i>	<i>Average—</i>	<i>Average—</i>
Salary range, \$1,800 to \$2,400; average, \$2,100—	No. Salary	No. Salary	No. Salary
Physician.....	1 \$2,100	1 \$2,100	1 \$2,100
Salary range, \$1,500 to \$1,680; average, \$1,680—			
Nurse.....	1 1,680	1 1,680	1 1,680
Salary range, \$1,320 to \$1,680; average, \$1,500—			
Assistant clerk.....	1 1,500	1 1,500	1 1,500
Forest guard.....	1 1,500	1 1,500	1 1,500
Salary range, \$1,140 to \$1,500; average, \$1,320—			
Stockman.....	1 1,440	1 1,440	1 1,440
Farmers.....	2 1,380	2 1,380	2 1,380
Junior clerks.....	2 1,350	2 1,350	1 1,320
Salary range, \$780 to \$1,020; average, \$900—			
Cook.....	1 900	1 900	1 900
Ungraded—			
Laborers.....	7 1,037	7 1,037	7 1,037
Total average number of employees.....	17	17	16
Total salaries and wages, field service.....	21,840.00	21,840.00	20,460.00
Deduct allowances for quarters, fuel, and light.....	2,760.00	2,760.00	2,580.00
Cash payment, salaries and wages.....	19,080.00	19,080.00	17,880.00
Miscellaneous and temporary labor, \$4 to \$1 per day.....	18,000.00	20,000.00	13,787.59
01 Total personal services.....	37,080.00	39,080.00	31,667.59
Supplies and materials:			
0210 Medical and hospital supplies.....	300.00	300.00	177.39
0220 Scientific and educational supplies.....	500.00	500.00	434.67
0230 Fuel.....	2,000.00	2,000.00	1,430.69
0240 Wearing apparel and sewing supplies.....	2,500.00	2,000.00	1,961.33
0250 Forage and other supplies for animals.....	1,000.00	1,000.00	880.97
0260 Provisions.....	2,500.00	2,500.00	1,658.52
0280 Sundry supplies.....	2,500.00	2,000.00	765.31
02 Total supplies and materials.....	11,300.00	10,300.00	7,308.58

*Estimates of appropriations required for the service of the fiscal year ending June 30, 1928—Continued*

General object (title of appropriation), date of acts, references to Statutes at Large, or to Revised Statutes, and estimated amount required for each detailed object				Total amount to be appropriated under each head of appropriation	Amount appropriated for the fiscal year ending June 30, 1927
<i>Confederated Bands of Utes, Utah (Tribal Funds)—Continued.</i>					
	Estimated expenditures, 1928 appropriation	Estimated expenditures, 1927 appropriation	Expended and obligated, 1926		
Communication service:					
0500 Telegraph service.....	\$50.00	\$50.00	\$2.81		
0510 Telephone service.....	250.00	250.00	205.45		
05 Total communication service.....	300.00	300.00	208.26		
Travel expenses:					
0600 Commercial transportation.....	1,200.00	1,200.00	1,200.00		
0630 Per diem in lieu of subsistence.....	400.00	400.00	451.91		
06 Total travel expenses.....	1,600.00	1,600.00	1,651.91		
07 Transportation of things (service).....	450.00	450.00	268.97		
11 Other rents.....			60.00		
12 Repairs and alterations.....	6,000.00	6,000.00	4,444.17		
13 Special and miscellaneous expenses.....	270.00	770.00	67.50		
Equipment:					
3000 Passenger-carrying vehicles.....		1,000.00			
3010 Furniture, furnishings, and fixtures.....	1,000.00	1,000.00	717.02		
3020 Educational, scientific, and recreational equipment.....			121.00		
3040 Livestock.....	1,000.00	500.00	130.00		
3050 Other equipment.....	7,000.00	8,000.00	669.40		
30 Total equipment.....	9,000.00	10,500.00	1,637.42		
32 Other structures.....	6,000.00	6,000.00			
Per capita payment.....	53,000.00	59,000.00			
Total.....	125,000.00	134,000.00	47,314.70		
<i>Roads and Bridges, Red Lake, Minnesota (Tribal Funds)—</i>					
For the construction and repair of roads and bridges on the Red Lake Indian Reservation, including the purchase of material, equipment, and supplies, and the employment of labor, \$9,000, to be paid from the funds held by the United States in trust for the Red Lake Band of Chippewa Indians in the State of Minnesota: <i>Provided</i> , That Indian labor shall be employed as far as practicable ( <i>acts June 30, 1919, vol. 41, p. 15, sec. 8; May 10, 1926, vol. 44, p. 476</i> ).					
3210 Other structures: Expenditures—1928, \$9,000; 1927, \$9,000; 1926, \$8,384.49.					
<i>Roads and Bridges, Fort Apache Reservation, Arizona (Tribal Funds)—</i>					
[For the construction of roads and bridges on the Fort Apache Indian Reservation, Arizona, \$35,000, to be paid from the funds held by the United States in trust for the Fort Apache Indians: <i>Provided</i> , That \$10,000 thereof may be used for continuing construction and improvement of the McNary-Springerville and McNary-Concho roads within said reservation upon a showing satisfactory to the Secretary of the Interior that the county of Apache, Arizona, has expended an equal sum upon said roads within said reservation: <i>Provided further</i> , That Indian labor shall be employed as far as practicable ( <i>act May 10, 1926, vol. 44, p. 476</i> ).]					
<i>Roads and Bridges, Mescalero Reservation, N. Mex. (Reimbursable)—</i>					
[For continuing road and bridge construction and maintenance on the Mescalero Indian Reservation, in New Mexico, including the purchase of material, equipment, and supplies; the employment of labor, and the cost of surveys, plans, and estimates, if necessary, \$9,000, to be reimbursed from any funds of the Indians of said reservation now or hereafter on deposit in the Treasury of the United States: <i>Provided</i> , That Indian labor shall be employed as far as practicable ( <i>acts June 30, 1919, vol. 41, p. 18, sec. 13; May 10, 1926, vol. 44, p. 476</i> ).]					
3210 Other structures: Expenditures—1927, \$8,910; reserve, \$90; total, \$9,000; 1926, \$8,126.23.					\$9,000.00
<i>Roads and Bridges, Shoshone Reservation, Wyo. (Reimbursable)—</i>					
[For continuing the work of constructing roads and bridges within the diminished Shoshone or Wind River Reservation, in Wyoming, \$6,000, said sum to be reimbursed from any funds which are now or may hereafter be placed in the Treasury to the credit of said Indians, to remain a charge and lien upon the lands and funds of said Indians until paid ( <i>acts June 30, 1919, vol. 41, p. 30, sec. 24; May 10, 1926, vol. 44, p. 477</i> ).]					
3210 Other structures: Expenditures—1927, \$5,940; reserve, \$60; total, \$6,000; 1926, \$7,500.					6,000.00

*Estimates of appropriations required for the service of the fiscal year ending June 30, 1928—Continued*

General object (title of appropriation), date of acts, references to Statutes at Large, or to Revised Statutes, and estimated amount required for each detailed object				Total amount to be appropriated under each head of appropriation	Amount appropriated for the fiscal year ending June 30, 1927
<b>Fulfilling Treaties with Senecas of New York—</b>					
For fulfilling treaties with Senecas of New York: For permanent annuity in lieu of interest on stock (act of February 19, 1831), \$6,000 ( <i>acts Feb. 19, 1831, vol. 4, p. 442, sec. 1; May 10, 1926, vol. 44, p. 477</i> )				\$6,000.00	\$6,000.00
51 Per capita payment: Expenditures—1928, \$8,000; 1927, \$6,000; 1926, \$5,676.20.					
<b>Fulfilling Treaties with Six Nations of New York—</b>					
For fulfilling treaties with Six Nations of New York: For permanent annuity, in clothing and other useful articles (article 6, treaty of November 11, 1794) ( <i>acts Nov. 11, 1794, vol. 7, p. 46, sec. 1; May 10, 1926, vol. 44, p. 477</i> )				4,500.00	4,500.00
	Estimated expenditures, 1928 appropriation	Estimated expenditures, 1927 appropriation	Expended and obligated, 1926		
02 Wearing apparel and sewing supplies.....	\$2,800.00	\$2,800.00	\$2,700.80		
51 Per capita payment.....	1,700.00	1,700.00	1,686.06		
Total.....	4,500.00	4,500.00	4,476.86		
<b>Fulfilling Treaties with Choctaws, Oklahoma—</b>					
For fulfilling treaties with Choctaws, Oklahoma: For permanent annuity (article 2, treaty of November 16, 1805, and article 13, treaty of June 22, 1855), \$3,000; for permanent annuity for support of light horsemen (article 13, treaty of October 18, 1820, and article 13, treaty of June 22, 1855), \$600; for permanent annuity for support of blacksmith (article 6, treaty of October 18, 1820, and article 9, treaty of January 20, 1825, and article 13, treaty of June 22, 1855), \$600; for permanent annuity for education (article 2, treaty of January 20, 1825, and article 13, treaty of June 22, 1855), \$6,000; for permanent annuity for iron and steel (article 9, treaty of January 20, 1825, and article 13, treaty of June 22, 1855), \$320; in all, \$10,520 ( <i>acts Nov. 16, 1805, vol. 7, p. 98, sec. 2; Oct. 18, 1820, vol. 7, p. 210, sec. 13; Jan. 20, 1825, vol. 7, p. 234, sec. 9; June 22, 1855, vol. 11, p. 614, sec. 13; May 10, 1926, vol. 44, p. 477</i> )				10,520.00	10,520.00
51 Treaty obligations: Expenditures—1928, \$10,520; 1927, \$10,520.					
<b>Fulfilling Treaties with St. Croix Chippewa Indians of Wisconsin—</b>					
To carry out the provisions of the Chippewa treaty of September 30, 1854 (Tenth Statutes at Large, page 1109), \$10,000, in part settlement of the amount, \$141,000, found due and heretofore approved for the Saint Croix Chippewa Indians of Wisconsin, whose names appear on the final roll prepared by the Secretary of the Interior pursuant to act of August 1, 1914 (Thirty-eighth Statutes at Large, pages 582 to 605), and contained in House Document Numbered 1663, said sum of \$10,000 to be expended in the purchase of land or for the benefit of said Indians by the Commissioner of Indian Affairs: <i>Provided, That, in the discretion of the Commissioner of Indian Affairs, the per capita share of any of said Indians under this appropriation may be paid in cash</i> ( <i>acts Feb. 14, 1920, vol. 41, p. 433, sec. 23; May 10, 1926, vol. 44, p. 477</i> )				10,000.00	10,000.00
51 Per capita payment: Expenditures—1928, \$10,000; 1927, \$10,000; 1926, \$9,000.					
<b>Per Capita Payment, Menominee Indians, Wis. (Tribal Funds)—</b>					
[So much as may be necessary of the tribal funds of the Menominee Indians of Wisconsin, arising under the acts of June 12, 1890 (Twenty-sixth Statutes at Large, page 146), and March 28, 1908 (Thirty-fifth Statutes at Large, page 51), is appropriated to enable the Secretary of the Interior to make therefrom a per capita payment or distribution of not to exceed \$100 to such Indians entitled thereto under such rules and regulations as he may prescribe, to be immediately available ( <i>act May 10, 1926, vol. 44, p. 477</i> ).]					
Total, Indian Service, annual appropriations.....				12,576,265.00	12,901,160.00



*Estimates of appropriations required for the service of the fiscal year ending June 30, 1928—Continued*

General object (title of appropriation), date of acts, references to Statutes at Large, or to Revised Statutes, and estimated amount required for each detailed object				Total amount to be appropriated under each head of appropriation	Amount appropriated for the fiscal year ending June 30, 1927
<b>Indefinite appropriations:</b> <b>Interest on Indian Trust Funds—</b> Indefinite appropriations to pay interest on moneys belonging to various tribes of Indians, as provided by various treaty stipulations and acts of Congress				\$800, 000. 00	\$800, 000. 00
	Estimated expenditures, 1928 appropriation	Estimated expenditures, 1927 appropriation	Expended and obligated, 1926		
<b>Field service:</b>					
Salaries and wages—					
Salary range, \$3,300 to \$3,900; average, \$3,600—					
Superintendent	No. 1, Salary \$3,780	No. 1, Salary \$3,780	No. 1, Salary \$3,717		
Salary range, \$2,400 to \$3,000; average, \$2,700—					
Superintendents	1, 2,800	1, 2,800	1, 2,800		
Salary range, \$1,860 to \$2,400; average, \$2,100—					
Day school inspector	1, 2,200	1, 2,200	1, 2,200		
Physician	1, 2,100	1, 2,100	1, 2,100		
Salary range, \$1,680 to \$2,040; average, \$1,860—					
Principals	1, 1,860	1, 1,860	2, 1,860		
Day school inspector	1, 1,860	1, 1,860	1, 1,860		
Senior clerks	2, 1,860	2, 1,860			
Salary range, \$1,500 to \$1,860; average, \$1,680—					
Clerks	2, 1,710	2, 1,710			
Principals	2, 1,680	2, 1,680	4, 1,680		
Nurse	1, 1,680	1, 1,680	1, 1,680		
Salary range, \$1,320 to \$1,680; average, \$1,500—					
Assistant clerks	2, 1,500	2, 1,500	3, 1,500		
Engineers	2, 1,500	2, 1,500	2, 1,500		
Financial clerk	1, 1,500	1, 1,500			
Stockman	1, 1,500	1, 1,500			
Salary range, \$1,140 to \$1,500; average, \$1,320—					
Teachers	17, 1,380	17, 1,380	23, 1,380		
Industrial teacher	1, 1,380	1, 1,380	1, 1,380		
Dairyman			1, 1,380		
Farmers	4, 1,380	4, 1,380	2, 1,380		
General mechanics	2, 1,380	2, 1,380	1, 1,380		
Carpenter	1, 1,320	1, 1,320	1, 1,320		
Junior clerk	1, 1,320	1, 1,320	1, 1,320		
Salary range, \$900 to \$1,140; average, \$1,020—					
Disciplinarians	4, 1,020	4, 1,020	5, 1,032		
Matrons	3, 1,060	3, 1,060	5, 1,068		
Blacksmith	1, 1,200	1, 1,200			
Cook	1, 1,020	1, 1,020	1, 1,020		
Salary range, \$780 to \$1,020; average, \$900—					
Assistant engineer			1, 1,020		
Seamstresses	3, 1,020	3, 1,020	3, 1,020		
Laundresses	3, 900	3, 900	3, 900		
Cooks	2, 900	2, 900	2, 900		
Assistant matron	1, 900	1, 900	1, 900		
Salary range, \$420 to \$600; average, \$510—					
Housekeepers	5, 540	5, 540	5, 540		
Ungraded—					
Laborers	8, 1,020	8, 1,020	5, 1,032		
Physician			1, 720		
Total average number of employees	77 1/2	77 1/2	80 1/2		
Total gross salaries and wages, field service	103,080.00	103,080.00	108,005.00		
Deduct allowances for quarters, fuel, and light	11,540.00	11,540.00	11,855.00		
Cash payment, salaries and wages	91,540.00	91,540.00	96,150.00		
Miscellaneous and temporary labor, \$4 to \$1 per day	8,000.00	8,000.00	9,779.59		
01 Total personal services	99,540.00	99,540.00	105,929.59		
Supplies and materials:					
0210 Medical and hospital supplies	400.00	300.00	412.25		
0220 Scientific and educational supplies	1,000.00	1,000.00	1,885.10		
0230 Fuel	10,000.00	10,000.00	10,467.70		
0240 Wearing apparel and sewing supplies	10,000.00	12,000.00	11,278.74		
0250 Forage and other supplies for animals	3,000.00	3,000.00	2,382.52		
0260 Provisions	12,000.00	14,000.00	14,300.66		
0280 Sundry supplies	3,000.00	3,000.00	3,015.52		
02 Total supplies and materials	39,400.00	43,300.00	43,722.49		
05 Telephone service	150.00	150.00	106.15		
Travel expenses:					
0600 Commercial transportation	500.00	500.00	400.00		
0630 Per diem in lieu of subsistence	200.00	200.00	170.31		
06 Total travel expenses	700.00	700.00	570.31		
07 Transportation of things (service)	3,000.00	3,000.00	2,105.06		
10 Furnishing of heat, light, power, water, and electricity (service)	1,000.00	1,500.00	980.35		
11 Other rents	100.00	100.00	40.25		
12 Repairs and alterations	10,000.00	12,000.00	10,591.91		
13 Special and miscellaneous expenses	310.00	160.00	41.85		
22 Tuition	70,000.00	70,000.00	61,920.93		
Equipment:					
3010 Furniture, furnishings, and fixtures	3,000.00	3,000.00	3,189.36		
3020 Educational, scientific, and recreational equipment	500.00	250.00	187.08		
3040 Livestock	500.00		353.50		
3050 Other equipment	15,000.00	15,000.00	24,271.88		
30 Total equipment	19,000.00	18,250.00	28,001.80		
32 Other structures	3,000.00	1,000.00	3,923.49		
Per capita payment	459,500.00	445,000.00	553,877.12		
Amounts carried in specific items	94,300.00	105,300.00	85,017.02		
Total	800,000.00	800,000.00	896,827.42		

General object (title of appropriation), date of acts, references to Statutes at Large, or to Revised Statutes, and estimated amount required for each detailed object	Total amount to be appropriated under each head of appropriation	Amount appropriated for the fiscal year ending June 30, 1927
--	--	--

Civilization of the Sioux (*act Mar. 2, 1889, vol. 25, p. 895*)

51 Per capita payments: Expenditures—1928, \$175,000; 1927, \$185,000; 1926, \$176,902.10.

Indefinite appropriations to pay principal of moneys belonging to various tribes of Indians as provided by treaty stipulations and acts of Congress.

**\$175, 000. 00**

**\$185, 000. 00**

17, 000, 000. 00

**17, 211, 900. 00**

	Estimated expenditures, 1928 appropriation	Estimated expenditures, 1927 appropriation	Expended and obligated, 1926
<b>Field service:</b>			
Salaries and wages—			
Salary range, \$3,800 to \$5,000; average, \$4,400—			
Manager	No. 1 Average— Salary \$4,200	No. 1 Average— Salary \$4,200	No. 1 Average— Salary \$4,200
Salary range, \$3,300 to \$3,900; average, \$3,600—			
Superintendent	1 3,600	1 3,600	1 3,600
Salary range, \$2,700 to \$3,300; average, \$3,000—			
Superintendent	1 3,000	1 3,000	1 3,000
Superintendent of logging	1 3,000	1 3,000	1 3,000
Salary range, \$2,400 to \$3,000; average, \$2,700—			
Superintendent	1 2,700	1 2,700	1 2,700
Sales manager	1 2,700	1 2,700	1 2,700
Mill superintendent	1 2,700	1 2,700	1 2,700
Salary range, \$2,100 to \$2,700; average, \$2,400—			
Physicians	6 2,400	6 2,400	6 2,400
Principal clerk	1 2,400	1 2,400	1 2,400
Construction foreman	1 2,400	1 2,400	1 2,400
Salary range, \$1,860 to \$2,400; average, \$2,100—			
Principal clerks	3 2,100	3 2,100	2 2,250
Physicians	5 2,100	5 2,100	5 2,100
Superintendents	2 2,100	2 2,100	2 2,100
Yard foreman	1 2,100	1 2,100	1 2,100
Forest assistant	1 2,100	1 2,100	1 2,100
Salary range, \$1,680 to \$2,040; average, \$1,860—			
Principal	1 1,860	1 1,860	1 1,860
Cost keeper	1 1,860	1 1,860	1 1,860
Planning mill foremen	2 1,860	2 1,860	2 1,860
Senior clerk	1 1,860	1 1,860	1 1,860
Assistant oil inspector	1 1,860	1 1,860	1 1,860
Gauger	1 1,860	1 1,860	1 1,860
Salary range, \$1,500 to \$1,860; average, \$1,680—			
Clerks	6 1,680	6 1,680	7 1,680
Assistant clerks	2 1,680	2 1,680	2 1,680
Assistant sales manager	1 1,680	1 1,680	1 1,680
Nurses	5 1,680	5 1,680	5 1,680
Principals	2 1,680	2 1,680	1 1,680
Salary range, \$1,320 to \$1,680; average, \$1,500—			
Stockman	1 1,680	1 1,680	1 1,680
Day school inspector	1 1,680	1 1,680	1 1,680
Appraisers	3 1,500	3 1,500	2 1,580
Engineers	14 1,500	14 1,500	13 1,500
Assistant clerks	1 1,500	1 1,500	1 1,500
Financial clerk	2 1,500	2 1,500	2 1,500
Forest guards	1 1,440	1 1,440	1 1,440
Salary range, \$1,140 to \$1,500; average, \$1,320—			
Stockman	10 1,356	10 1,356	20 1,344
Junior clerks	12 1,275	12 1,275	4 1,200
Underclerks	11 1,380	11 1,380	6 1,380
Teachers	2 1,380	2 1,380	1 1,380
Dairymen	1 1,380	1 1,380	1 1,380
Music teachers	1 1,380	1 1,380	1 1,380
Teacher of home economics	1 1,380	1 1,380	1 1,380
Practical nurse	1 1,380	1 1,380	1 1,380
Farmers	2 1,380	2 1,380	2 1,380
Carpenter	1 1,320	1 1,320	1 1,320
Cameras operator	1 1,320	1 1,320	1 1,320
Forest guard	1 1,320	1 1,320	1 1,320
Multigraph operator	1 1,140	1 1,140	1 1,140
Salary range, \$900 to \$1,140; average, \$1,020—			
Matrons	6 1,080	6 1,080	5 1,056
Cooks	6 1,010	6 1,010	6 1,010
Assistant disciplinarian	1 1,020	1 1,020	
Salary range, \$780 to \$1,020; average, \$900—			
Seamstresses	2 1,020	2 1,020	2 1,020
Assistant matron	1 960	1 960	1 960
Laundresses	2 900	2 900	2 900
Salary range, \$600 to \$780; average, \$690—			
Assistants	13 660	13 660	12 660
Salary range, \$450 to \$600; average, \$510—			
Housekeepers	2 540	2 540	2 540
Ungraded:			
Laborers	10 1,002	10 1,002	10 936
Physicians	2 576	2 576	2 576
Total average number of employees	160 1/2	160 1/2	153 1/2
Total salaries and wages, field service	233,935.00	233,935.00	226,735.00
Deduct allowances for quarters, fuel, and light	21,230.00	21,230.00	18,740.00
Cash payment, salaries and wages	212,705.00	212,705.00	207,995.00
Miscellaneous and temporary labor, \$4 to \$1 per day	100,000.00	100,000.00	137,100.91
<b>01 Total personal services</b>	<b>312,705.00</b>	<b>312,705.00</b>	<b>345,095.91</b>

*Estimates of appropriations required for the service of the fiscal year ending June 30, 1928—Continued*

General object (title of appropriation), date of acts, references to Statutes at Large, or to Revised Statutes, and estimated amount required for each detailed object

Total amount to be appropriated under each head of appropriation

Amount appropriated for the fiscal year ending June 30, 1927

*Miscellaneous Trust Funds of Indian Tribes—Continued.*

	Estimated expenditures, 1928 appropriation	Estimated expenditures, 1927 appropriation	Expended and obligated, 1926
<b>Supplies and materials:</b>			
0200 Stationery and office supplies.....	\$1,000.00	\$1,000.00	\$1,255.09
0210 Medical and hospital supplies.....	500.00	500.00	512.35
0220 Scientific and educational supplies.....	800.00	800.00	637.91
0230 Fuel.....	5,000.00	5,000.00	4,769.31
0240 Wearing apparel and sewing supplies.....	2,000.00	2,000.00	2,013.30
0250 Forage and other supplies for animals.....	10,000.00	10,000.00	9,079.20
0260 Provisions.....	40,000.00	40,000.00	44,154.16
0280 Sundry supplies.....	8,000.00	5,000.00	11,002.33
<b>02 Total supplies and materials.....</b>	<b>67,300.00</b>	<b>64,300.00</b>	<b>73,428.65</b>
<b>Communication service:</b>			
0500 Telegraph service.....	50.00	50.00	20.38
0510 Telephone service.....	150.00	150.00	146.81
0520 Other communication service.....	50.00	50.00	12.15
<b>05 Total communication service.....</b>	<b>250.00</b>	<b>250.00</b>	<b>179.34</b>
<b>Travel expenses:</b>			
0600 Commercial transportation.....	3,000.00	3,000.00	3,000.00
0630 Per diem in lieu of subsistence.....	1,000.00	1,000.00	988.10
<b>06 Total travel expenses.....</b>	<b>4,000.00</b>	<b>4,000.00</b>	<b>3,988.10</b>
<b>07 Transportation of things (service).....</b>	<b>12,000.00</b>	<b>12,000.00</b>	<b>10,561.08</b>
<b>08 Printing and binding.....</b>	<b>2,000.00</b>	<b>2,000.00</b>	<b>199.90</b>
<b>10 Furnishing of heat, light, power, water, and electricity (service).....</b>	<b>2,000.00</b>	<b>2,000.00</b>	<b>1,607.75</b>
<b>11 Other rents.....</b>	<b>500.00</b>	<b>500.00</b>	<b>339.37</b>
<b>12 Repairs and alterations.....</b>	<b>40,000.00</b>	<b>40,000.00</b>	<b>60,040.35</b>
<b>13 Special and miscellaneous expenses.....</b>	<b>381,045.00</b>	<b>390,925.00</b>	<b>441,126.30</b>
<b>Equipment:</b>			
3000 Passenger-carrying vehicles.....	2,000.00	3,000.00	2,112.65
3010 Furniture, furnishings, and fixtures.....	5,000.00	5,000.00	5,189.66
3020 Educational, scientific, and recreational equipment.....	1,000.00	1,000.00	751.81
3040 Livestock.....	5,000.00	5,000.00	6,177.87
3050 Other equipment.....	25,000.00	20,000.00	95,449.72
<b>30 Total equipment.....</b>	<b>38,000.00</b>	<b>35,000.00</b>	<b>109,681.61</b>
<b>32 Other structures.....</b>	<b>10,000.00</b>	<b>10,000.00</b>	<b>100,075.94</b>
Per capita payment to Indians.....	14,858,000.00	15,051,000.00	31,380,857.79
Amounts carried in specific items.....	1,274,200.00	1,289,220.00	1,004,665.78
<b>Total.....</b>	<b>17,000,000.00</b>	<b>17,211,900.00</b>	<b>33,531,847.90</b>

*Indian Moneys, Proceeds of Labor—*

The proceeds of all pasturage and sales of timber, coal, or other products of any Indian reservation, except those of the Five Civilized Tribes, and not the result of the labor of any member of such tribe, shall be covered into the Treasury for the benefit of such tribe under such regulations as the Secretary of the Interior shall prescribe.

The Secretary of the Interior is hereby authorized to use the money which has been or may hereafter be covered into the Treasury under the provisions of the act approved March 3, 1883, \* \* \* for the benefit of the several tribes on whose account said money was covered in, in such way and for such purposes as in his discretion he may think best (*acts Mar. 3, 1883, vol. 22, p. 590, sec. 2; Mar. 2, 1887, vol. 24, p. 463*).....

\$1,500,000.00

\$1,500,000.00

	Estimated expenditures, 1928 appropriation	Estimated expenditures, 1927 appropriation	Expended and obligated, 1926
<b>Field service:</b>			
<b>Salaries and wages—</b>			
Salary range, \$3,000 to \$3,600; average, \$3,300—	<i>Average—</i>	<i>Average—</i>	<i>Average—</i>
Superintendent.....	No. 1 Salary \$3,300	No. 1 Salary \$3,300	No. 2 Salary \$3,150
Salary range, \$2,100 to \$2,700; average, \$2,400—			
Superintendent.....	1 2,475	1 2,475	1 2,475
Salary range, \$1,860 to \$2,400; average, \$2,100—			
Physicians.....	1 2,100	1 2,100	1 2,100
Superintendents.....	5 2,100	5 2,100	5 2,100
Salary range, \$1,680 to \$2,040; average, \$1,860—			
Principal.....	1 1,860	1 1,860	1 1,860
Salary range, \$1,500 to \$1,860; average, \$1,680—			
Financial clerk.....	1 1,680	1 1,680	1 1,680
Day school inspectors.....	1 1,680	1 1,680	1 1,680
Principal teacher.....	6 1,680	5 1,680	5 1,680
Nurses.....	1 1,680	1 1,680	3 1,680
Clerks.....	11 1,680	11 1,680	11 1,680
Salary range, \$1,320 to \$1,620; average, \$1,500—			
Assistant clerks.....	7 1,526	7 1,526	8 1,500
Principal teacher.....	1 1,560	1 1,560	1 1,500
Engineers.....	6 1,530	6 1,530	4 1,500

## Estimates of appropriations required for the service of the fiscal year ending June 30, 1928—Continued

General object (title of appropriation), date of acts, references to Statutes at Large, or to Revised Statutes, and estimated amount required for each detailed object	Estimated expenditures, 1928 appropriation		Estimated expenditures, 1927 appropriation		Expended and obligated, 1926		Total amount to be appropriated under each head of appropriation	Amount appropriated for the fiscal year ending June 30, 1927
Indian Moneys, Proceeds of Labor—Continued.								
Field service—Continued.								
Salaries and wages—Continued.								
Salary range, \$1,140 to \$1,500; average, \$1,320—	Average—		Average—		Average—			
Teachers.....	No.	Salary	No.	Salary	No.	Salary		
Dairymen.....	18	\$1,380	18	\$1,380	17	\$1,380		
Farmers.....	1	1,380	1	1,380	1	1,380		
General mechanic.....	2½	1,380	2½	1,380	1½	1,380		
Teachers of home economics.....	1	1,380	1	1,380				
Music teachers.....	4	1,380	4	1,380	3	1,380		
Manual training teacher.....	2½	1,380	2½	1,380	2½	1,380		
Teacher of agriculture.....	1	1,380	1	1,380	1	1,380		
Carpenter.....	1	1,380	1	1,380	1	1,380		
Matron.....	1	1,380	1	1,380	1	1,380		
Junior clerk.....	1	1,320	1	1,320	1	1,320		
Stockman.....	10½	1,080	10½	1,080	9½	1,080		
Salary range, \$900 to \$1,140; average, \$1,020—	1	1,080	1	1,080	1	1,020		
Matrons.....	6	1,010	6	1,010	5	1,008		
Disciplinarian.....	4½	1,020	4½	1,020	4	1,020		
Cooks.....	1½	990	1½	990	1½	990		
Salary range, \$780 to \$1,020; average, \$900—	5	909	5	909	4	911		
Seamstresses.....	1	900	1	900	1	900		
Assistant matrons.....	1½	900	1½	900	½	900		
Laundresses.....	2	540	2	540	2	540		
Cook.....	8½	1,003	8½	1,003	11½	1,007		
Assistant matrons.....	2½	480	2½	480	2½	480		
Salary range, \$420 to \$600; average, \$510—								
Housekeepers.....								
Ungraded.....								
Laborers.....								
Physicians.....								
Total average number of employees.....	118½		118½		113½			
Total salaries and wages, field service.....	160,380.00		160,380.00		155,375.00			
Deduct allowances for quarters, fuel, and light.....	18,315.00		18,315.00		17,985.00			
Cash payment, salaries and wages.....	142,065.00		142,065.00		137,390.00			
Miscellaneous and temporary labor, \$4 to \$1 per day.....	130,000.00		120,000.00		189,883.59			
01 Total personal services.....	272,065.00		262,065.00		327,273.59			
Supplies and materials:								
0200 Stationery and office supplies.....	500.00		300.00		380.10			
0210 Medical and hospital supplies.....	2,500.00		2,500.00		2,213.44			
0220 Scientific and educational supplies.....	3,000.00		2,500.00		3,831.44			
0230 Fuel.....	18,000.00		15,000.00		17,249.75			
0240 Wearing apparel and sewing supplies.....	20,000.00		15,000.00		17,677.21			
0250 Forage and other supplies for animals.....	10,000.00		11,000.00		10,099.64			
0260 Provisions.....	50,000.00		35,000.00		50,648.01			
0280 Sundry supplies.....	12,000.00		3,000.00		13,172.35			
02 Total supplies and materials.....	116,000.00		84,300.00		115,271.94			
Communication service:								
0500 Telegraph service.....	100.00		100.00		113.60			
0510 Telephone service.....	3,500.00		3,500.00		3,643.01			
0520 Other communication service.....	100.00		100.00		63.02			
05 Total communication service.....	3,700.00		3,700.00		3,819.63			
Travel expenses:								
0600 Commercial transportation.....	7,500.00		7,500.00		7,500.00			
0630 Per diem in lieu of subsistence.....	2,500.00		2,500.00		2,155.10			
06 Total travel expense.....	10,000.00		10,000.00		9,655.10			
07 Transportation of things (service).....	8,500.00		8,500.00		8,180.74			
Printing, binding, photographing, etc.:								
0800 Printing and binding.....	500.00		500.00		997.88			
0830 Photographing and blue prints.....	250.00		250.00		286.30			
08 Total printing, binding, photographing, etc.....	750.00		750.00		1,284.18			
09 Advertising and publication of notices.....	3,000.00		3,000.00		4,142.98			
10 Furnishing of heat, light, power, water, and electricity (service).....	8,000.00		8,000.00		9,186.97			
Rents:								
1100 Rent of buildings and structures.....	1,500.00		1,500.00		1,214.40			
1110 Other rents.....	3,000.00		3,000.00		3,139.54			
11 Total rents.....	4,500.00		4,500.00		4,353.94			
12 Repairs and alterations.....	50,000.00		50,000.00		52,823.05			
13 Special and miscellaneous expenses.....	9,485.00		8,685.00		31,932.96			
Grants, subsidies, and contributions:								
2240 Tuition.....	65,000.00		65,000.00		63,779.59			
2250 Burial expenses.....	500.00		500.00		268.33			
22 Total grants, subsidies, and contributions.....	65,500.00		65,500.00		64,047.92			

*Estimates of appropriations required for the service of the fiscal year ending June 30, 1928—Continued*

General object (title of appropriation), date of acts, references to Statutes at Large, or to Revised Statutes, and estimated amount required for each detailed object				Total amount to be appropriated under each head of appropriation	Amount appropriated for the fiscal year ending June 30, 1927
<b>Indian Moneys, Proceeds of Labor—Continued.</b>					
	Estimated expenditures, 1928 appropriation	Estimated expenditures, 1927 appropriation	Expended and obligated, 1926		
Equipment:					
3000 Passenger-carrying vehicles.....	\$5,000.00	\$4,000.00	\$11,940.20		
3010 Furniture, furnishings, and fixtures.....	10,000.00	10,000.00	14,549.69		
3020 Educational, scientific, and recreational equipment.....	1,000.00	1,000.00	4,612.74		
3040 Livestock.....	15,000.00	12,000.00	7,416.72		
3050 Other equipment.....	10,000.00	10,000.00	17,541.03		
30 Total equipment.....	41,000.00	37,000.00	56,060.38		
32 Other structures.....	10,000.00	10,000.00	16,229.64		
Per capita payments.....			1,092,958.66		
Amounts carried in specific items.....	897,500.00	944,000.00	678,519.24		
Total.....	1,500,000.00	1,500,000.00	2,475,740.92		
Total permanent and indefinite appropriations, including trust funds.....				\$19,475,000.00	\$19,696,900.00
Total under Indian Office.....				32,051,265.00	32,598,060.00
<b>BUREAU OF PENSIONS</b>					
<b>Army and Navy Pensions—</b>					
Army and Navy pensions, as follows: For invalids, widows, minor children, and dependent relatives, Army nurses, and all other pensioners who are now borne on the rolls, or who may hereafter be placed thereon, under the provisions of any and all acts of Congress, <b>[\$192,000,000] \$221,000,000:</b> <i>Provided</i> , That the appropriation aforesaid for Navy pensions shall be paid from the income of the Navy pension fund, so far as the same shall be sufficient for that purpose: <i>Provided further</i> , That the amount expended under each of the above items shall be accounted for separately ( <i>act May 10, 1926, vol. 44, p. 478</i> ).....					
	Estimated expenditures, 1928 appropriation	Estimated expenditures, 1927 appropriation	Expended and obligated, 1926	221,000,000.00	192,000,000.00
Pensions:					
2101 Army pensions.....	\$212,200,000	\$184,700,000	\$199,712,000		
2102 Navy and Marine Corps pensions.....	8,800,000	7,300,000	8,018,000		
21 Total pensions.....	221,000,000	192,000,000	207,730,000		
<b>Salaries, Pension Office—</b>					
For the Commissioner of Pensions and other personal services in the District of Columbia in accordance with the classification act of 1923 ( <i>R. S., p. 79, sec. 470; act May 10, 1926, vol. 44, p. 478</i> ).....					
	Estimated expenditures, 1928 appropriation	Estimated expenditures, 1927 appropriation	Expended and obligated, 1926	1,290,000.00	1,335,000.00
Departmental service:					
Salaries—					
Clerical, administrative, and fiscal service—	<i>Average—</i>	<i>Average—</i>	<i>Average—</i>		
Grade 13, \$6,000 to \$7,500; average, \$6,750—	No. 1 Salary \$7,500	No. 1 Salary \$6,800	No. 1 Salary \$6,083		
Executive officer (commissioner).....					
Grade 12, \$5,200 to \$6,000; average, \$5,600—					
Senior administrative officer (deputy commissioner).....	1 5,400	1 5,200	1 5,200		
Grade 10, \$3,300 to \$3,900; average, \$3,600—					
Junior administrative officers (chief clerk, chief board of review, disbursing officer).....	3 3,400	3 3,300	2½ 3,300		
Grade 9, \$3,000 to \$3,600; average, \$3,300—					
Senior administrative assistants (assistant chief clerk and coordinator, assistant chief board of review, chiefs of division, deputy disbursing clerk).....	7 3,100	7 3,000	7 3,000		
Grade 8, \$2,700 to \$3,300; average, \$3,000—					
Administrative assistants (assistant chiefs of division, chief of section board of review).....	4 2,800	4 2,700	5 2,700		
Grade 7, \$2,400 to \$3,000; average, \$2,700—					
Junior administrative assistants (chiefs of section, re-reviewers).....	31 2,500	31 2,400	33 2,400		
Assistant investigators (inspectors).....	12 2,500	12 2,400	12 2,400		

*Estimates of appropriations required for the service of the fiscal year ending June 30, 1928—Continued*

General object (title of appropriation), date of acts, references to Statutes at Large, or to Revised Statutes, and estimated amount required for each detailed object				Total amount to be appropriated under each head of appropriation	Amount appropriated for the fiscal year ending June 30, 1927
<i>Salaries, Pension Office—Continued.</i>					
	Estimated expenditures, 1928 appropriation	Estimated expenditures, 1927 appropriation	Expended and obligated, 1926		
Departmental service—Continued.					
Salaries—Continued.					
Clerical, administrative, and fiscal service—Con.					
Grade 6, \$2,100 to \$2,700; average, \$2,400—					
Principal clerks	No. 46 Salary \$2,217	No. 46 Salary \$2,187	No. 46 Salary \$2,185		
Principal investigating assistants (inspectors)	28 2,139	28 2,100	28 2,100		
Grade 5, \$1,800 to \$2,400; average, \$2,111.42—					
Senior clerks	66 1,988	66 1,988	64 1,975		
Senior clerk-stenographers	2 2,220	2 2,200	2 2,200		
Senior investigating assistants (inspectors)	10 1,880	10 1,860	13 1,860		
Grade 4, \$1,680 to \$2,040; average, \$1,860—					
Clerks	98 1,773	99 1,755	104 1,747		
Clerk-stenographers	8 1,930	8 1,913	8 1,906		
Grade 3, \$1,500 to \$1,960; average, \$1,680—					
Assistant clerks	172 1,656	172 1,647	179 1,641		
Senior stenographers	17 1,655	17 1,645	17 1,641		
Assistant clerk-stenographers	6 1,665	6 1,650	6 1,649		
Grade 2, \$1,320 to \$1,680; average, \$1,500—					
Junior clerks	105 1,508	109 1,510	119 1,510		
Senior typists	4 1,470	4 1,470	4 1,435		
Junior stenographers	3 1,440	3 1,440	2 1,458		
Junior clerk-typists	3 1,400	4 1,425	5 1,406		
Junior operators, office devices			1 1,438		
Grade 1, \$1,140 to \$1,500; average, \$1,320—					
Underclerks	20 1,299	21 1,303	21 1,303		
Junior typists	1 1,140	1 1,140	2 1,202		
Underoperators, office devices	1 1,440	16 1,410	16 1,411		
Professional and scientific service—					
Grade 5, \$5,200 to \$6,000; average, \$5,600—					
Senior medical officer	1 5,200	1 5,200			
Grade 4, \$3,800 to \$5,000; average, \$4,400—					
Medical officer	1 3,900	1 3,800	1 3,800		
Attorney	1 3,900	1 3,800	1 3,800		
Grade 3, \$3,000 to \$3,600; average, \$3,300—					
Associate medical officers	14 3,071	14 3,020	12 2,997		
Associate attorneys	3 3,050	3 3,000	3 3,000		
Grade 2, \$2,400 to \$3,000; average, \$2,700—					
Assistant medical officers			11 2,400		
Assistant attorneys	2 2,500	2 2,400	2 2,400		
Subprofessional service—					
Grade 6, \$1,860 to \$2,400; average, \$2,111.42—					
Senior library assistant	1 2,100	1 2,100	1 2,100		
Grade 4, \$1,500 to \$1,860; average, \$1,680—					
Nurse (emergency assistant)			1 1,500		
Custodial service—					
Grade 6, \$1,500 to \$1,860; average, \$1,680—					
Mechanics		1 1,860	2 1,860		
Grade 3, \$1,020 to \$1,260; average, \$1,140—					
Messengers	20 1,115	21 1,091	19 1,099		
Grade 2, \$900 to \$1,140; average, \$1,020—					
Junior laborers	2 1,020	2 960	2 960		
Total average number of employees	694	718	763		
Total salaries, departmental service	1,290,000	1,308,090	1,386,296		
The difference between 1928 and 1927 is due to—					
Decrease in force	262,000				
Increase in salaries	17,000				
Net decrease	45,000				
Reserve		27,000			
Unexpended balance			13,707		
Total	1,290,000	1,335,090	1,400,000		
<i>Investigation of Pension Cases, Pension Office—</i>					
For [per diem in lieu of subsistence, pursuant to section 13 of the sundry civil appropriation act approved August 1, 1914, for] traveling expenses of persons employed in the Bureau of Pensions, detailed for the purpose of making special investigations pertaining to said bureau [and for actual and other necessary expenses, including telegrams] ( <i>R. S.</i> , p. 79, sec. 474; p. 931, sec. 4744; acts July 25, 1882, vol. 22, p. 175; May 10, 1926, vol. 44, p. 478) —				\$130,000.00	\$95,000.00

## Estimates of appropriations required for the service of the fiscal year ending June 30, 1928—Continued

General object (title of appropriation), date of acts, references to Statutes at Large, or to Revised Statutes, and estimated amount required for each detailed object				Total amount to be appropriated under each head of appropriation	Amount appropriated for the fiscal year ending June 30, 1927
<i>Investigation of Pension Cases, Pension Office—Continued.</i>					
	Estimated expenditures, 1928 appropriation	Estimated expenditures, 1927 appropriation	Expended and obligated, 1926		
01 Personal services (fees).....	\$200.00	\$150.00	\$218.21		
Supplies and materials:					
0200 Stationery and office supplies.....	25.00	20.00	21.35		
0220 Scientific and educational supplies (books of reference).....	200.00	180.00	195.25		
02 Total supplies and materials.....	225.00	200.00	216.60		
Communication service:					
0500 Telegraph service.....	25.00	20.00	22.59		
0510 Telephone service.....	160.00	150.00	155.50		
0520 Other communication service.....	5.00	5.00	1.91		
05 Total communication service.....	190.00	175.00	181.00		
Travel expenses:					
0600 Commercial transportation, not specified (combined rail, water, and aerial vehicles fares; not local).....	17,000.00	16,000.00	16,708.84		
0604 Long-distance stage, carriage, or motor vehicles fare and hire.....	11,000.00	10,000.00	10,244.40		
0610 Local transportation (street car, taxi, hack, etc.).....	3,000.00	2,500.00	2,542.51		
0630 Per diem in lieu of subsistence and support while in travel status.....	95,000.00	63,000.00	65,944.00		
0640 Furnishing of food and lodging while in travel status.....	70.00	60.00	70.30		
0650 Sleeping-car, chair-car, and stateroom fares.....	1,200.00	1,000.00	1,113.23		
0660 Subsistence and care of animals and care of vehicles while in travel status.....	190.00	150.00	185.45		
0690 Special and miscellaneous expenses incident to travel, not specified.....	300.00	250.00	279.55		
0696 Gasoline and oil (in personally owned motor vehicle incident to travel).....	500.00	700.00	849.83		
06 Total travel expenses.....	128,260.00	93,660.00	97,938.11		
07 Transportation of things (service).....	15.00	10.00	13.75		
Printing and binding, etc.:					
0820 Stenographic work (job).....	15.00	10.00			
0830 Photographing (job work).....	10.00	10.00	17.35		
08 Total printing and binding, etc.....	25.00	20.00	17.35		
09 Advertising and publication of notices (service).....	10.00	10.00			
12 Repairs and alterations.....	75.00	75.00	74.50		
13 Special and miscellaneous current expenses.....	250.00	200.00	249.50		
30 Equipment.....	750.00	500.00	648.00		
Reserve.....					
Total.....	130,000.00	95,000.00	99,557.02		
<i>Miscellaneous Expenses, Pension Office—</i>					
[For purchase, repair, and exchange of adding machines, addressing machines, typewriters, check-signing machines, and other labor-saving devices, furniture, filing cabinets, and postage on foreign mail, law and medical books, books of reference and periodicals] (acts Mar. 3, 1913, vol. 37, p. 736; May 10, 1926, vol. 44, p. 478).....					\$15,000.00
	Estimated expenditures, 1928 appropriation	Estimated expenditures, 1927 appropriation	Expended and obligated, 1926		
Supplies and materials:					
0202 Sundry office supplies.....		\$525.00	\$472.50		
0220 Scientific and educational supplies (books of reference).....		300.00	290.99		
02 Total supplies and materials.....		825.00	763.49		
05 Communication service.....		200.00	76.00		
07 Transportation of things (service).....		100.00			
12 Repairs and alterations.....		1,200.00	583.77		
30 Equipment (furniture, furnishings, and fixtures).....		12,175.00	13,468.84		
Reserve.....		500.00			
Total.....		15,000.00	14,892.10		
NOTE.—This estimate consolidated with "Contingent Expenses, Department of the Interior," ante.					

*Estimates of appropriations required for the service of the fiscal year ending June 30, 1928—Continued*

General object (title of appropriation), date of acts, references to Statutes at Large, or to Revised Statutes, and estimated amount required for each detailed object				Total amount to be appropriated under each head of appropriation	Amount appropriated for the fiscal year ending June 30, 1927
<b>Fees of Examining Surgeons, Pensions—</b> For fees and mileage of examining surgeons, pensions, for services rendered within the fiscal year [1927] 1928, and prior fiscal years ( <i>R. S.</i> , p. 935, sec. 4774; p. 935, sec. 4775; p. 936, sec. 4777; acts July 25, 1882, vol. 22, p. 174, sec. 1; May 28, 1908, vol. 35, p. 419, sec. 1; Mar. 3, 1917, vol. 39, p. 1132, sec. 1; Sept. 22, 1922, vol. 42, p. 1030, sec. 1; May 10, 1926, vol. 44, p. 478)-----				\$500, 000. 00	\$400, 000. 00
		Estimated expenditures, 1928 appropriation	Estimated expenditures, 1927 appropriation	Expended and obligated, 1926	
01	Personal services (fees)-----	\$450, 000. 00	\$350, 000. 00	\$491, 797. 91	
06	Travel expenses-----	50, 000. 00	40, 000. 00	5, 800. 00	
	Reserve-----		10, 000. 00		
	Total-----	500, 000. 00	400, 000. 00	497, 597. 91	
<b>Salaries and Expenses, Employees' Retirement Act, Bureau of Pensions—</b> To enable the Bureau of Pensions to perform the duties imposed upon it by the act entitled "An act for the retirement of employees in the classified civil service, and for other purposes," approved May 22, 1920, as amended, including personal services, purchase of books, office equipment, stationery, and other supplies, traveling expenses, expenses of medical and other examinations, and including not to exceed \$2,200 for compensation of one actuary to be fixed by the Commissioner of Pensions, with the approval of the Secretary of the Interior, and actual necessary travel and other expenses of three members of the Board of Actuaries (acts May 22, 1920, vol. 41, p. 620, sec. 15; June 5, 1920, vol. 41, p. 910; June 5, 1920, vol. 41, p. 1030; May 10, 1926, vol. 44, p. 478; July 3, 1926, vol. 44, p. 904)-----				76, 000. 00	76, 000. 00
		Estimated expenditures, 1928 appropriation	Estimated expenditures, 1927 appropriation	Expended and obligated, 1926	
<b>Departmental service:</b>					
<b>Salaries—</b>					
Clerical, administrative, and fiscal service—					
Grade 10, \$3,300 to \$3,900; average, \$3,600—					
	Junior administrative officer (chief retirement division)-----	Average— No. 1 Salary \$3,300	Average— No. 1 Salary \$3,300	Average— No. 1 Salary \$3,300	
Grade 8, \$2,700 to \$3,300; average, \$3,000—					
	Administrative assistant (assistant chief of division)-----	1 2,700	1 2,700	1 2,700	
Grade 7, \$2,400 to \$3,000; average, \$2,700—					
	Junior administrative assistants (chiefs of section)-----	2 2,400	2 2,400	2 2,400	
Grade 6, \$2,100 to \$2,700; average, \$2,400—					
	Principal clerks-----	4 2,175	4 2,175	3½ 2,175	
Grade 5, \$1,860 to \$2,400; average, \$2,111.42—					
	Senior clerks-----	4 1,925	4 1,925	4½ 1,911	
Grade 4, \$1,680 to \$2,040; average, \$1,860—					
	Clerks-----	3 1,880	3 1,880	2½ 1,849	
	Clerk-stenographer-----	1 1,980	1 1,980	1 1,980	
Grade 3, \$1,500 to \$1,860; average, \$1,680—					
	Assistant clerks-----	5 1,764	5 1,764	4½ 1,782	
	Senior stenographer-----	1 1,680	1 1,680	1½ 1,709	
Grade 2, \$1,320 to \$1,680; average, \$1,500—					
	Junior clerks-----	4 1,470	4 1,470	4 1,469	
	Junior stenographer-----			½ 1,680	
	Junior clerk-typists-----	2 1,440	2 1,440	½ 1,440	
	Junior clerk-stenographer-----			½ 1,380	
<b>Professional and scientific service—</b>					
Grade 4, \$3,800 to \$5,000; average, \$4,400—					
	Medical officer-----	1 3,800	½ 3,800		
Grade 3, \$3,000 to \$3,600; average, \$3,300—					
	Associate medical officer-----	1 3,000	1½ 3,000	1½ 3,000	
	Associate attorney-----	1 3,000	1 3,000	1 3,000	
Grade 2, \$2,400 to \$3,000; average, \$2,700—					
	Assistant medical officers-----			1½ 2,400	
<b>Custodial service—</b>					
Grade 3, \$1,020 to \$1,260; average, \$1,140—					
	Messenger-----	1 1,200	1 1,200	1 1,200	
	Total average number of employees-----	32	32	32½	
	Total salaries, departmental service-----	65, 080. 00	64, 980. 00	64, 499. 62	
0130	Fees (medical examinations)-----	3, 800. 00	3, 500. 00	3, 359. 00	
0150	Fees (actuaries)-----	2, 200. 00	2, 200. 00	2, 100. 00	
	Total personal services-----	71, 080. 00	70, 680. 00	69, 958. 62	



*Estimates of appropriations required for the service of the fiscal year ending June 30, 1928—Continued*

General object (title of appropriation), date of acts, references to Statutes at Large, or to Revised Statutes, and estimated amount required for each detailed object				Total amount to be appropriated under each head of appropriation	Amount appropriated for the fiscal year ending June 30, 1927
<i>Salaries and Expenses, Employees' Retirement Act, Bureau of Pensions—Contd.</i>					
	Estimated expenditures, 1928 appropriation	Estimated expenditures, 1927 appropriation	Expended and obligated, 1926		
Supplies and materials:					
0201 Stationery.....	\$450.00	\$400.00	\$371.20		
0202 Sundry office supplies.....	100.00	80.00	50.68		
0220 Scientific and educational supplies (books of reference).....	50.00	50.00	30.00		
02 Total supplies and materials.....	600.00	530.00	451.88		
05 Communication service (telegraph, telephone, etc.).....	20.00	10.00	7.85		
Travel expenses:					
0600 Commercial transportation, not specified (combined rail, water, and aerial vehicles fares; not local).....	700.00	660.00	414.26		
0610 Local transportation (street car, taxi, hack, etc.).....	400.00	300.00	239.59		
0620 Mileage allowances.....	730.00	600.00	534.15		
0630 Per diem in lieu of subsistence and support while in travel status.....	1,500.00	1,300.00	1,172.00		
0640 Furnishing of food and lodging while in travel status.....	100.00	80.00	63.40		
0650 Sleeping car, chair car.....	100.00	80.00	63.09		
0690 Special and miscellaneous expenses incident to travel, not specified.....	20.00	10.00	4.80		
06 Total travel expenses.....	3,550.00	3,030.00	2,491.29		
30 Equipment.....	750.00	750.00	756.88		
Reserve.....		1,000.00			
Total.....	76,000.00	76,000.00	73,666.52		
<i>Civil Service Retirement and Disability Fund—</i>					
Sec. 10. Beginning as of July 1, 1926, there shall be deducted and withheld from the basic salary, pay, or compensation of each employee to whom this act applies a sum equal to 3½ per centum of such employee's basic salary, pay, or compensation. The amounts so deducted and withheld from the basic salary, pay, or compensation of each employee shall, in accordance with such procedure as may be prescribed by the Comptroller General of the United States, be deposited in the Treasury of the United States to the credit of the "civil-service retirement and disability fund" created by the act of May 22, 1920, and said fund is hereby appropriated for the payment of annuities, refunds, and allowances as provided in this act * * * (acts May 22, 1920, vol. 41, p. 618, sec. 8; July 3, 1926, vol. 44, p. 910, sec. 10).					
	Estimated expenditures, 1928 appropriation	Estimated expenditures, 1927 appropriation	Expended and obligated, 1926		
2120 Annuities, civil-service retirement and disability fund.....	\$10,797,000.00	\$9,830,000.00	\$6,766,601.17		
5325 Refunds, civil-service retirement and disability fund.....	5,250,000.00	4,320,000.00	3,443,864.32		
Total.....	16,047,000.00	14,150,000.00	10,210,465.49		
Total under Bureau of Pensions.....				\$222,996,000.00	\$193,921,000.00

*Estimates of appropriations required for the service of the fiscal year ending June 30, 1928—Continued*

General object (title of appropriation), date of acts, references to Statutes at Large, or to Revised Statutes, and estimated amount required for each detailed object	Total amount to be appropriated under each head of appropriation	Amount appropriated for the fiscal year ending June 30, 1927
<b>BUREAU OF RECLAMATION</b>		
<p><i>Reclamation Fund, Special Fund—</i></p> <p>The following sums are appropriated out of the special fund in the Treasury of the United States, created by the act of June 17, 1902, and therein designated "the reclamation fund," to be available immediately:</p> <p>For all expenditures authorized by the act of June 17, 1902 (Thirty-second Statutes, page 388), and acts amendatory thereof or supplementary thereto, known as the reclamation law, and all other acts under which expenditures from said fund are authorized, including personal services in the District of Columbia and elsewhere; examination of estimates for appropriations in the field; refunds of over collections [hereafter received on account of water-right charges, rentals] and deposits for other purposes; printing and binding not exceeding \$30,000; purchase of ice; purchase of rubber boots for official use by employees; purchase, maintenance, and operation of horse-drawn and motor-propelled passenger-carrying vehicles; payment of damages caused to the owners of lands or other private property of any kind by reason of the operations of the United States, its officers or employees, in the survey, construction, operation, or maintenance of irrigation works, and which may be compromised by agreement between the claimant and the Secretary of the Interior, or such officers as he may designate; [and] payment for official telephone service in the field hereafter incurred in case of official telephones installed in private houses when authorized under regulations established by the Secretary of the Interior; not to exceed \$2,000 for expenses, except membership fees, of attendance upon meetings of technical and professional societies when required in connection with official work of the bureau: <i>Provided</i>, That no part of said appropriations may be used for maintenance of headquarters for the Bureau of Reclamation outside the District of Columbia except for the office of the chief engineer: <i>Provided further</i>, That the Secretary of the Interior in his administration of the Bureau of Reclamation is authorized to contract for medical attention and service for employees and to make necessary pay-roll deductions agreed to by the employees therefor: [That the Secretary of the Interior is hereby authorized, in his discretion, until June 30, 1927, to extend the time for payment of operation and maintenance or water-rental charges due and unpaid for such period as in his judgment may be necessary, not exceeding five years. The charges so extended shall bear interest, payable annually, at the rate of 6 per centum per annum until paid. The Secretary of the Interior is also authorized, in his discretion, until June 30, 1927, to contract with any irrigation district or water users' association for the payment of the construction charges then remaining unpaid within such term of years, as the Secretary may find to be necessary. The construction charges due and unpaid when such contract is executed shall bear interest payable annually at the rate of 6 per centum per annum until paid] (acts June 17, 1902, vol. 32, p. 388, secs. 1-10; Apr. 21, 1904, vol. 33, pp. 224, 225, secs. 25, 26; Apr. 27, 1904, vol. 33, p. 360, sec. 5; Feb. 25, 1905, vol. 33, p. 814, sec. 1; Mar. 3, 1905, vol. 33, p. 1032, sec. 1; Mar. 6, 1906, vol. 34, p. 53, secs. 1-8; Mar. 22, 1906, vol. 34, p. 82, sec. 12; Apr. 16, 1906, vol. 34, p. 116, secs. 1-5; June 27, 1906, vol. 34, p. 519, secs. 1-5; June 30, 1906, vol. 34, p. 663, sec. 1; Mar. 1, 1907, vol. 34, p. 1022, sec. 1; Apr. 30, 1908, vol. 35, p. 85, sec. 1; May 27, 1908, vol. 35, p. 350, sec. 1; May 29, 1908, vol. 35, p. 444, sec. 1; June 25, 1910, vol. 36, pp. 835, 836, secs. 1-6; Feb. 2, 1911, vol. 36, p. 895, secs. 1-3; Feb. 21, 1911, vol. 36, p. 925, secs. 1-3; Feb. 24, 1911, vol. 36, p. 930, sec. 1; Aug. 24, 1912, vol. 37, p. 643, sec. 1; Aug. 1, 1914, vol. 38, p. 597, sec. 16; Aug. 1, 1914, vol. 38, p. 604, sec. 22; Aug. 13, 1914, vol. 38, pp. 686-690, secs. 1-16; Mar. 3, 1915, vol. 38, pp. 859-861, sec. 1; July 1, 1916, vol. 39, pp. 303-306, sec. 1; Aug. 11, 1916, vol. 39, pp. 506-509, secs. 1-8; June 12, 1917, vol. 40, pp. 147-149; July 1, 1918, vol. 40, pp. 674-676, sec. 1; July 19, 1919, vol. 41, pp. 200-202, sec. 1; June 5, 1920, vol. 41, pp. 913-916, sec. 1; Mar. 4, 1921, vol. 41, pp. 1402-1404, sec. 1; Jan. 24, 1923, vol. 42, pp. 1205-1208, sec. 1; June 5, 1924, vol. 43, pp. 415-419; Dec. 5, 1924, vol. 43, pp. 684-685; pp. 701-704, sec. 4; Dec. 6, 1924, vol. 43, p. 708; Jan. 20, 1925, vol. 43, p. 755; Mar. 3, 1925, vol. 43, pp. 1165-1172; Mar. 4, 1925, vol. 43, p. 1330-1331; Mar. 3, 1926, vol. 44, pp. 174-175; May 10, 1926, vol. 44, pp. 478-485; May 25, 1926, vol. 44, pp. 636-650; May 26, 1926, vol. 44, p. 653; May 26, 1926, vol. 44, p. 657; June 18, 1926, vol. 44, pp. 753-754; June 28, 1926, vol. 44, p. 776; July 3, 1926, vol. 44, pp. 856-857).</p> <p>[No part of the sums provided for in this act for the Sun River, Owyhee, Vale, and Baker projects shall be expended for construction purposes until a contract or contracts in form approved by the Secretary of the Interior shall have been made with an irrigation district or irrigation districts organized under State law providing for payment by the</p>		

*Estimates of appropriations required for the service of the fiscal year ending June 30, 1928—Continued*

General object (title of appropriation), date of acts, references to Statutes at Large, or to Revised Statutes, and estimated amount required for each detailed object	Total amount to be appropriated under each head of appropriation	Amount appropriated for the fiscal year ending June 30, 1927
<p><b>Reclamation Fund, Special Fund—Continued.</b></p> <p>district or districts of the cost of constructing, operating, and maintaining the works during the time they are in control of the United States, such cost of constructing to be repaid within such terms of years as the Secretary may find to be necessary, in any event not more than forty years from the date of public notice hereinafter referred to, and the execution of said contract or contracts shall have been confirmed by a decree of a court of competent jurisdiction. Upon such confirmation of such contract as to any one of such projects, the construction thereof shall proceed in accordance with any appropriations therefor provided for in this act. Prior to or in connection with the settlement and development of each of these projects, the Secretary of the Interior is authorized in his discretion to enter into agreement with the proper authorities of the State or States wherein said projects or divisions are located whereby such State or States shall cooperate with the United States in promoting the settlement of the projects or divisions after completion and in the securing and selecting of settlers. Such contract or contracts with irrigation districts hereinbefore referred to shall further provide that all irrigable land held in private ownership by any one owner in excess of one hundred and sixty irrigable acres shall be appraised in a manner to be prescribed by the Secretary of the Interior and the sale prices thereof fixed by the Secretary on the basis of its actual bona fide value at the date of appraisal without reference to the proposed construction of the irrigation works; and that no such excess lands so held shall receive water from any project or division if the owners thereof shall refuse to execute valid recordable contracts for the sale of such lands under terms and conditions satisfactory to the Secretary of the Interior and at prices not to exceed those fixed by the Secretary of the Interior; and that until one-half the construction charges against said lands shall have been fully paid no sale of any such lands shall carry the right to receive water unless and until the purchase price involved in such sale is approved by the Secretary of the Interior and that upon proof of fraudulent representation as to the true consideration involved in such sales the Secretary of the Interior is authorized to cancel the water right attaching to the land involved in such fraudulent sales: <i>Provided further</i>, That the operation and maintenance charges on account of lands in said projects and divisions shall be paid annually in advance not later than March 1. It shall be the duty of the Secretary of the Interior to give public notice when water is actually available, and the operation and maintenance charges payable to the United States for the first year after such public notice shall be transferred to and paid as a part of the construction payment.]</p>		
<p><i>Examination and inspection of projects: For examination of accounts and inspection of the works of various projects and divisions of projects operated and maintained by irrigation districts or water-users' associations.</i></p>	<p>\$20, 000. 00</p>	
<p>[Salt River project, Arizona: For examination of project and project accounts].</p>		<p>\$3, 000. 00</p>
<p>Yuma project, Arizona-California: For operation and maintenance, continuation of construction, and incidental operations [\$400,000: <i>Provided</i>, That the unexpended balance of \$72,000 of the appropriation of \$200,000 for the Yuma auxiliary project, contained in the second deficiency act, fiscal year, 1925, Forty-third Statutes at Large, page 1330, is hereby reappropriated and made available for the same purposes for the fiscal year 1927].</p>	<p>393, 000. 00</p>	<p>400, 000. 00</p>
<p>Orland project, California: For operation and maintenance, continuation of construction, and incidental operations.</p>	<p>640, 000. 00</p>	<p>635, 000. 00</p>
<p>Grand Valley project, Colorado [including Orchard Mesa division]: For operation and maintenance, continuation of construction, and incidental operations, [\$80,000: <i>Provided</i>, That not to exceed \$20,000 of the unexpended balance of the appropriation of \$278,000 for the fiscal year 1926, made available by the act of March 3, 1925 (Forty-third Statutes, page 1166), shall remain available for the fiscal year 1927].</p>	<p>80, 000. 00</p>	<p>80, 000. 00</p>
<p>Uncompahgre project, Colorado: For operation and maintenance, continuation of construction, and incidental operations, [\$145,000: <i>Provided</i>, That the Secretary of the Interior is authorized to use so much of this amount as may be necessary in investigating the feasibility of discontinuing the operation of any portion of this project and removing the water users now thereon to other lands elsewhere on the project and shall report hereon to Congress as early as may be practicable].</p>	<p>145, 000. 00</p>	<p>145, 000. 00</p>

*Estimates of appropriations required for the service of the fiscal year ending June 30, 1928—Continued*

General object (title of appropriation), date of acts, references to Statutes at Large, or to Revised Statutes, and estimated amount required for each detailed object	Total amount to be appropriated under each head of appropriation	Amount appropriated for the fiscal year ending June 30, 1927
<i>Reclamation Fund, Special Fund—Continued.</i>		
Boise project, Idaho: For operation and maintenance, continuation of construction, and incidental operations, <b>[\$394,000: <i>Provided</i>, That the expenditure for drainage shall not exceed the amount paid by the water users pursuant to the provisions of the Boise public notice dated February 15, 1921, except for drainage in irrigation districts formed under State laws and upon the execution of agreements for the repayment to the United States of the costs thereof: <i>Provided further</i>, That the unexpended balance of the appropriation for the fiscal year 1926 made available by the act approved March 4, 1925, shall remain available for the fiscal year 1927 for development of storage facilities for the Black Canyon unit]</b> -----	\$157, 000. 00	* \$444, 000. 00
[King Hill project, Idaho: Any moneys which may be advanced by the King Hill irrigation district for construction and operation and maintenance shall be covered into the reclamation fund and shall be available for expenditure for the purposes for which contributed in like manner as if said sums had been specifically appropriated for said purposes.]		
Minidoka project, Idaho: For operation and maintenance, continuation of construction, and incidental operations, <b>[\$2,005,000: <i>Provided</i>, That the accumulated net profits as determined by the Secretary of the Interior, arising under the project, derived from the operation of the project power plants, leasing of Government grazing and farm lands, the sale and use of town sites, and from all other sources, shall be applied by the Secretary of the Interior, so far as may be necessary, in payment of any water-right charges due the United States by any individual water user or irrigation district to whose benefit personally or in the aggregate such accumulated profits should equitably accrue in the judgment of the Secretary of the Interior, whose decision shall be conclusive. Any surplus of such accumulated net profits and future profits from such sources shall be applied as provided by Subsection I, section 4, act of December 5, 1924 (Forty-third Statutes, page 701)]</b> -----	1, 742, 000. 00	2, 005, 000. 00
Huntley project, Montana: For operation and maintenance, continuation of construction, and incidental operations, <b>\$36,000: <i>Provided</i>, That not to exceed \$60,000 of the unexpended balance of the appropriation of \$118,000 made available by the act of March 3, 1925 (Forty-third Statutes, page 1166), shall remain available for the fiscal year [1927] 1928.</b> -----	36, 000. 00	36, 000. 00
Milk River project, Montana: For operation and maintenance, continuation of construction, and incidental operations, <b>[\$72,000] \$73,000; and no part of this amount shall be available for maintenance and operation of the Glasgow division [after December 31, 1926], unless a contract or contracts in form approved by the Secretary of the Interior shall have been made with an irrigation district or with irrigation districts organized under State law providing for payment of construction and operation and maintenance charges for such district or districts: <i>Provided</i>, That no part of this amount shall be available for maintenance and operation of the Malta division, [after December 31, 1926,] unless a contract or contracts in form approved by the Secretary of the Interior shall have been made with an irrigation district or with irrigation districts organized under State law providing for payment of construction and operation and maintenance charges by such district or districts: <i>Provided, further</i>, That any moneys which may be advanced for construction and operation and maintenance of the said Malta and Glasgow [division] divisions [after December 31, 1926, or of the Glasgow division hereafter] shall be covered into the reclamation fund and shall be available for expenditure for the purposes for which contributed in like manner as if said funds had been specifically appropriated for said purposes.</b> -----	73, 000. 00	72, 000. 00
Sun River project, Montana: For operation and maintenance, continuation of construction, and incidental operations, <b>[\$59,000: <i>Provided</i>, That the unexpended balance of the appropriation of \$611,000 for the fiscal year 1926, made available by the act of March 3, 1925 (Forty-third Statutes, page 1167), shall remain available for the fiscal year 1927: <i>Provided</i>, That the restrictions carried elsewhere in this act upon the use of appropriations for construction purposes upon the Sun River and certain other projects shall not be deemed to apply to the construction of the Beaver Creek Reservoir] \$1,084,000: <i>Provided</i>, That the restrictions carried in the Interior Department appropriation act for the fiscal year 1927 (Forty-fourth Statutes at Large, pages 479-480) upon the use of appropriations for construction purposes on the Sun River and certain other projects shall apply to the use, for construction purposes on the Greenfields division, of any part of this appropriation.</b> -----	1, 084, 000. 00	59, 000. 00

\* Includes \$50,000 provided for this object in the deficiency act of July 3, 1926.

*Estimates of appropriations required for the service of the fiscal year ending June 30, 1928—Continued*

General object (title of appropriation), date of acts, references to Statutes at Large, or to Revised Statutes, and estimated amount required for each detailed object	Total amount to be appropriated under each head of appropriation	Amount appropriated for the fiscal year ending June 30, 1927
<b>Reclamation Fund, Special Fund—Continued.</b>		
Lower Yellowstone project, Montana-North Dakota: For operation and maintenance, continuation of construction, and incidental operations, <b>[\$72,000: Provided, That not to exceed \$65,000 of the unexpended balance of the appropriation of \$180,000 for the fiscal year 1926, made available by the act of March 3, 1925 (Forty-third Statutes, page 1167), shall remain available for the fiscal year 1927;]</b> <b>\$170,000: Provided [further], That no part of this amount shall be available for construction or maintenance and operation, [after December 31, 1926,] unless a contract or contracts in form approved by the Secretary of the Interior shall have been made with an irrigation district or [with irrigation] districts organized under State law providing for payment of construction and operation and maintenance charges by such district or districts.</b>	\$170, 000. 00	\$72, 000. 00
North Platte project, Nebraska-Wyoming: For operation and maintenance, continuation of construction, and incidental operations, <b>[\$1,500,000] \$595,000: Provided, That no part of this amount shall be available for construction or maintenance and operation of any division of the project [after December 31, 1926], unless a contract or contracts shall have been made with an irrigation district or [with irrigation] districts organized under State law providing for payment of construction and operation and maintenance charges against lands of that division by such district or districts.</b>	595, 000. 00	1, 500, 000. 00
Newlands project, Nevada: For operation and maintenance, continuation of construction, and incidental operations, <b>[\$135,000: Provided, That not to exceed \$17,000 of the unexpended balance of the appropriation of \$167,000 for the fiscal year 1926, made available by the act of March 3, 1925 (Forty-third Statutes, page 1167), shall remain available for the fiscal year 1927:]</b> <b>\$189,000: Provided, That no part of this amount shall be available for the reconstruction of the Truckee Canal unless a contract in form approved by the Secretary of the Interior shall have been made with the Truckee-Carson irrigation district providing for the payment of the reconstruction costs: Provided further, That the appropriation of \$245,000 made available by the act of June 5, 1924 (Forty-third Statutes, page 415), [and reappropriated for the fiscal year 1926 by the act of March 3, 1925 (Forty-third Statutes, page 1167),] shall remain available for the fiscal year [1927] 1928 for use for drainage purposes, but only after execution by the Truckee-Carson irrigation district of an appropriate reimbursement contract satisfactory in form to the Secretary of the Interior and confirmation of such contract by decree of a court of competent jurisdiction and final decision on all appeals from such decree.</b>	189, 000. 00	135, 000. 00
<b>[Newlands project, Spanish Springs division, Nevada: For continued investigations, commencement or continuation of construction, and incidental operations, the unexpended balance of the appropriation of \$500,000 for the fiscal year 1926, made available by the act of March 3, 1925 (Forty-third Statutes, page 1167), shall remain available for the fiscal year 1927: Provided, That no water shall be delivered to irrigators on this division outside of the limits of the Truckee-Carson irrigation district until a contract or contracts in form approved by the Secretary of the Interior shall have been made with an irrigation district or with irrigation districts organized under State law providing for payment by the district or districts of the cost of constructing, operating, and maintaining the works during the time they are in the control of the United States, such cost of constructing to be repaid within such terms of years as the Secretary may find to be necessary, in any event not more than forty years from the date of public notice hereinafter referred to, and the execution of said contract or contracts shall have been confirmed by a decree of a court of competent jurisdiction. Prior to or in connection with the settlement and development of each of these projects, the Secretary of the Interior is authorized in his discretion to enter into agreement with the proper authorities of the State whereby such State shall cooperate with the United States in promoting the settlement of the projects or divisions after completion and in the securing and selecting of settlers. Such contract or contracts with irrigation districts hereinafter referred to shall further provide that all irrigable land held in private ownership by any one owner in excess of one hundred and sixty irrigable acres shall be appraised in a manner to be prescribed by the Secretary of the Interior and the sale prices thereof affixed by the Secretary on the basis of its actual bona fide value at the date of appraisal without reference to the proposed construction of the irrigation works; and that no such excess lands so held shall receive water from the division if the owners thereof shall refuse to execute valid recordable contracts for sale of such lands under terms and conditions satisfactory to the Secretary of the Interior and at prices not to exceed those fixed by the Secretary of the Interior, and that until one-half of the construction charges against said lands shall have been fully paid no sale of any such lands shall carry the right</b>		

*Estimates of appropriations required for the service of the fiscal year ending June 30, 1928—Continued*

General object (title of appropriation), date of acts, references to Statutes at Large, or to Revised Statutes, and estimated amount required for each detailed object	Total amount to be appropriated under each head of appropriation	Amount appropriated for the fiscal year ending June 30, 1927
<i>Reclamation Fund, Special Fund—Continued.</i>		
to receive water unless and until the purchase price involved in such sale is approved by the Secretary of the Interior, and that upon proof of fraudulent representation as to the true consideration involved in such sales the Secretary of the Interior is authorized to cancel the water right attaching to the land involved in such fraudulent sales: <i>Provided further</i> , That the operation and maintenance charges on account of lands in said division shall be paid annually in advance not later than March 1. It shall be the duty of the Secretary of the Interior to give public notice when water is actually available, and the operation and maintenance charges payable to the United States for the first year after such public notice shall be transferred to and paid as a part of the construction payment;]		
Carlsbad project, New Mexico: For operation, maintenance, continuation of construction, and incidental operations.....	\$50,000.00	\$50,000.00
Rio Grande project, New Mexico-Texas: For operation and maintenance, continuation of construction, and incidental operations.....	750,000.00	507,000.00
[Baker project, Oregon: For investigation, commencement of construction, and incidental operations, the unexpended balance of the appropriation for this purpose for the fiscal year 1926 is reappropriated and made available for the fiscal year 1927.]		
Owyhee project, Oregon: For continued investigations, commencement or continuation of construction, operation and maintenance, and incidental operations [the unexpended balance of the appropriation of \$315,000 made available by the act of December 5, 1924 (Forty-third Statutes, page 685), and reappropriated for the fiscal year 1926 by the act of March 3, 1925 (Forty-third Statutes, page 1168), shall remain available for the fiscal year 1927].....	2,000,000.00	
Umatilla project, Oregon: For operation and maintenance of reserved works, [continuation of construction, and incidental operations].....	10,000.00	407,000.00
Vale project, Oregon: For continued investigations, commencement or continuation of construction, operation and maintenance, and incidental operations [the unexpended balance of the appropriation of \$500,000 for the fiscal year 1926, made available by the act of March 3, 1925 (Forty-third Statutes, page 1168), shall remain available for the fiscal year 1927: <i>Provided</i> , That not more than \$200,000 of the amount herein appropriated shall be available for purchases of a proportionate interest in the existing storage reservoir of the Warm Springs project, said interest to be conveyed to the United States free of all prior liens and encumbrances of every kind whatever: <i>Provided further</i> , That the contract for the purchase of said interest in said reservoir shall also provide for construction of the necessary drainage works by the said Warm Springs and Vale projects and the proportion of cost of said works to be borne by each].....	750,000.00	
Klamath project, Oregon-California: For operation and maintenance, continuation of construction, and incidental operations [\$140,000: <i>Provided</i> , That the unexpended balance of the appropriation made available by the act of March 3, 1925 (Forty-third Statutes, page 1169), shall remain available for the fiscal year 1927].....	226,000.00	140,000.00
Belle Fourche project, South Dakota: For operation and maintenance, continuation of construction, and incidental operations, [\$40,000] \$200,000: <i>Provided</i> , That no part of this amount shall be available for construction or operation and maintenance unless a contract or contracts in form approved by the Secretary of the Interior shall have been made with an irrigation district or districts organized under State law providing for payment of construction and operation and maintenance charges by such district or districts.....	200,000.00	40,000.00
[Strawberry Valley project, Utah: For operation and maintenance, continuation of construction, and incidental operations].....		39,000.00
Salt Lake Basin project, Utah, first division: For continued investigations, construction of Echo Reservoir, Utah Lake control, and Weber-Provo Canal, operation and maintenance, and incidental operations, the unexpended balance of any appropriation available for these purposes for the fiscal year [1926] 1927 shall be available during the fiscal year [1927] 1928: <i>Provided</i> , That no part of this appropriation shall be used for construction purposes until a contract or contracts in form approved by the Secretary of the Interior shall have been made with an irrigation district or with irrigation districts organized under State law, or water users' association or associations, providing for payment by the district or districts, or water users' association or associations: <i>Provided further</i> , That the operation and maintenance charges on account of land in this project shall be paid annually in advance not later than March 1. It shall be the duty of the Secretary of the Interior to give public notice when water is actually available for such lands, and the operation and maintenance charges, if any, payable to the United States for the first year after such public notice shall be transferred to and paid as a part of the construction payment.		
Okanogan project, Washington: For operation and maintenance, continuation of construction, and incidental operations.....	65,000.00	65,000.00

*Estimates of appropriations required for the service of the fiscal year ending June 30, 1928—Continued*

General object (title of appropriation), date of acts, references to Statutes at Large, or to Revised Statutes, and estimated amount required for each detailed object	Total amount to be appropriated under each head of appropriation	Amount appropriated for the fiscal year ending June 30, 1927
<b>Reclamation Fund, Special Fund—Continued.</b>		
Yakima project, Washington: For operation and maintenance, continuation of construction, and incidental operations	\$288, 000. 00	\$294, 000. 00
Yakima project (Kittitas division), Washington: For [continued investigations, commencement or] continuation of construction, operation and maintenance, and incidental operations [the unexpended balance of the appropriation of \$375,000, made available by the act of December 5, 1924 (Forty-third Statutes, page 685), and reappropriated for the fiscal year 1926 by the act of March 3, 1925 (Forty-third Statutes, page 1170), and the unexpended balance of the \$375,000 additional made available by the act of March 3, 1925 (Forty-third Statutes, page 1170), shall remain available during the fiscal year 1927]	2, 000, 000. 00	
Riverton project, Wyoming: For operation and maintenance, continuation of construction, and incidental operations [to be immediately available]	60, 000. 00	50, 000. 00
Shoshone project, Wyoming: For operation and maintenance, continuation of construction, and incidental operations [and investigation of remainder of project, \$128,000: <i>Provided</i> , That no part of this amount shall be available for maintenance and operation of the Frannie division after December 31, 1926, and that any moneys which may be advanced for construction and operation and maintenance of the said Frannie division after that date shall be covered into the reclamation fund and shall be available for expenditure for the purposes for which contributed in like manner as if said funds had been specifically appropriated for said purposes: <i>Provided further</i> , That the Secretary of the Interior is authorized to use so much of this amount as may be necessary in investigating the feasibility of discontinuing the operation of any portion of this project and removing the water users thereon to other lands elsewhere on the project and shall report hereon to Congress as early as may be practicable: <i>Provided further</i> , That not to exceed \$150,000 of the unexpended balance of the appropriation of \$414,000 for the fiscal year 1926, made available by the act of March 3, 1925 (Forty-third Statutes, page 1171), shall remain available for the fiscal year 1927]	235, 000. 00	128, 000. 00
Secondary projects: For cooperative and general investigations	75, 000. 00	75, 000. 00
Economic investigations and development of reclamation projects: For investigations necessary to determine the economic conditions and financial feasibility of new projects, and for investigations relating to the reorganization and financial adjustments of existing projects, including examination of soils, classification of land, and obtaining general economic and settlement data, \$100,000: <i>Provided</i> , That the expenditures from this appropriation for any reclamation project shall be considered as supplementary to the appropriation for that project and shall be accounted for and returned to the reclamation fund as are other expenditures under the reclamation act	100, 000. 00	100, 000. 00
Under the provisions of this act no greater sum shall be expended, nor shall the United States be obligated to expend, during the fiscal year [1927] 1928, on any reclamation project appropriated for herein, an amount in excess of the sum herein appropriated therefor, nor shall the whole expenditures or obligations incurred for all of such projects for the fiscal year [1927] 1928 exceed the whole amount in the "reclamation fund" for the fiscal year.		
Ten per centum of the foregoing amounts shall be available interchangeably for expenditures on the reclamation projects named; but not more than 10 per centum shall be added to the amount appropriated for any one of said projects, except that should existing works or the water supply for lands under cultivation be endangered by floods or other unusual conditions an amount sufficient to make necessary emergency repairs shall become available for expenditure by further transfer of appropriation from any of said projects upon approval of the Secretary of the Interior.		
Whenever, during the fiscal year ending June 30, [1927] 1928, the Commissioner of the Bureau of Reclamation shall find that the expenses of travel, including the local transportation of employees to and from their homes to the places where they are engaged on construction or operation and maintenance work, can be reduced thereby he may authorize the payment of not to exceed 3 cents per mile for a motor cycle or 7 cents per mile for an automobile used for necessary official business.		
<b>Total from reclamation fund</b>	<b>12, 133, 000. 00</b>	<b>7, 481, 000. 00</b>

## Estimates of appropriations required for the service of the fiscal year ending June 30, 1928—Continued

General object (title of appropriation), date of acts, references to Statutes at Large, or to Revised Statutes, and estimated amount required for each detailed object	Estimated expenditures, 1928 appropriation		Estimated expenditures, 1927 appropriation		Expended and obligated, 1926	Total amount to be appropriated under each head of appropriation	Amount appropriated for the fiscal year ending June 30, 1927
Reclamation Fund, Special Fund—Continued.							
Departmental service—							
Salaries—							
Professional and scientific service—							
Grade 7, \$7,500 and over—							
Chief engineer (Commissioner of Reclamation)	Average—		Average—		Average—		
	No. Salary	No. Salary	No. Salary	No. Salary	No. Salary		
Grade 6, \$6,000 to \$7,500; average, \$6,750—	1 \$10,000	1 \$10,000	1 \$10,000	1 \$10,000	1 \$10,000		
Chief Engineer (Commissioner of Reclamation)					1 7,500		
Grade 5, \$5,200 to \$6,000; average, \$5,600—							
Senior attorney (assistant to the commissioner)	1 5,200	1 5,200	1 5,200	1 5,200	1 5,183		
Senior economic analyst (director of reclamation economics)	1 6,000	1 6,000	1 6,000	1 6,000	1 6,000		
Grade 4, \$3,800 to \$5,000; average, \$4,400—							
Attorneys	2 4,000	2 4,000	2 4,000	2 4,000	2 3,784		
Engineer	1 4,400	1 4,400	1 4,400	1 4,400	1 4,100		
Economic analysts	3 4,200	2 4,200	2 4,200	2 4,200			
Grade 3, \$3,000 to \$3,600; average, \$3,300—							
Associate economic analyst	1 3,200	1 3,100	1 3,100	1 3,100			
Grade 2, \$2,400 to \$3,000; average, \$2,700—							
Assistant attorney	1 2,700	1 2,700	1 2,700	1 2,700	1 2,550		
Assistant engineers	3 2,633	2 2,700	2 2,700	2 2,700	2 2,550		
Grade 1, \$1,860 to \$2,400; average, \$2,130—							
Junior attorney	1 1,860						
Subprofessional service—							
Grade 8, \$2,400 to \$3,000; average, \$2,700—							
Chief engineering draftsman	1 2,700	1 2,700	1 2,700	1 2,700	1 2,650		
Grade 7, \$2,100 to \$2,700; average, \$2,400—							
Principal engineering draftsman		1 2,400	1 2,400	1 2,400	1 2,400		
Grade 6, \$1,860 to \$2,400; average, \$2,111—							
Senior engineering draftsman	1 1,860	1 1,860	1 1,860	1 1,860			
Senior scientific illustrator	1 1,860						
Grade 5, \$1,680 to \$2,040; average, \$1,860—							
Engineering draftsman	1 1,800	1 1,740	1 1,740	1 1,740	1 1,680		
Grade 4, \$1,500 to \$1,860; average, \$1,680—							
Assistant scientific illustrator		1 1,680	1 1,680	1 1,680	1 1,590		
Grade 3, \$1,320 to \$1,680; average, \$1,500—							
Junior engineering draftsman	1 1,380	1 1,320	1 1,320	1 1,320	1 1,428		
Grade 2, \$1,140 to \$1,500; average, \$1,320—							
Apprentice engineering draftsman	1 1,200	1 1,140	1 1,140	1 1,140	1 1,140		
Grade 1, \$900 to \$1,260; average, \$1,080—							
Minor apprentice lithographer	1 1,200	1 1,200	1 1,200	1 1,200	1 1,200		
Clerical, administrative, and fiscal service—							
Grade 11, \$3,800 to \$5,000; average, \$4,400—							
Administrative officer	1 4,000	1 3,800	1 3,800	1 3,800	1 3,800		
Grade 10, \$3,300 to \$3,900; average, \$3,600—							
Senior accountant and auditor					1 3,600		
Grade 9, \$3,000 to \$3,600; average, \$3,300—							
Senior administrative assistants	2 3,300	2 3,150	2 3,150	2 3,150	2 3,050		
Accountant and auditor	1 3,100	1 3,000	1 3,000	1 3,000	1 3,000		
Editor motion-picture films	1 3,100	1 3,000	1 3,000	1 3,000	1 3,000		
Grade 8, \$2,700 to \$3,300; average, \$3,000—							
Administrative assistant	1 2,800	1 2,800	1 2,800	1 2,800	1 2,700		
Grade 7, \$2,400 to \$3,000; average, \$2,700—							
Junior administrative assistants	2 2,700	1 2,800	1 2,800	1 2,800	1 2,650		
Grade 6, \$2,100 to \$2,700; average, \$2,400—							
Principal clerks	3 2,400	3 2,400	3 2,400	3 2,400	3 2,317		
Grade 5, \$1,860 to \$2,400; average, \$2,111—							
Senior clerks	3 2,100	3 2,040	3 2,040	3 2,040	3 1,892		
Grade 4, \$1,680 to \$2,040; average, \$1,860—							
Principal stenographers	3 1,960	3 1,920	3 1,920	3 1,920	3 1,860		
Clerk-stenographers	2 1,920	2 1,880	2 1,880	2 1,880	2 1,815		
Clerks	3 1,780	3 1,800	3 1,800	3 1,800	3 1,750		
Photographer	1 1,680	1 1,680	1 1,680	1 1,680	1 1,680		
Grade 3, \$1,500 to \$1,860; average, \$1,680—							
Assistant clerks	4 1,680	3 1,680	3 1,680	3 1,680	4 1,670		
Assistant clerk-stenographer	1 1,800	1 1,740	1 1,740	1 1,740	1 1,680		
Senior stenographers	5 1,596	4 1,560	4 1,560	4 1,560	2 1,520		
Grade 2, \$1,320 to \$1,680; average, \$1,500—							
Junior clerk	1 1,440	1 1,380	1 1,380	1 1,380	1 1,375		
Junior stenographer	1 1,440	1 1,380	1 1,380	1 1,380	1 1,320		
Junior clerk-stenographer	1 1,380	1 1,320	1 1,320	1 1,320			
Grade 1, \$1,140 to \$1,500; average, \$1,320—							
Underclerk	1 1,260	1 1,200	1 1,200	1 1,200	1 1,140		
Underoperator, office devices					1 1,105		
Custodial service—							
Grade 2, \$900 to \$1,140; average, \$1,020—							
Assistant messenger	3 1,000	3 940	3 940	3 940	1 852		
Grade 1, \$600 to \$750; average, \$690—							
Junior messenger					1 612		
Total average number of employees	62	57	57	57	49 1/2		
Total salaries, departmental service	154,120.00	140,000.00	140,000.00	140,000.00	110,724.00		
The difference between 1928 and 1927 is due to—							
Increase in force	\$11,840						
Increase in salaries	2,280						
Total increase	14,120						
Field service:							
Salaries and wages—							
Salary range, \$6,000 to \$7,500; average, \$6,750—							
Chief engineer	1 6,500	1 6,250	1 6,250	1 6,250	1 6,000		
Salary range, \$5,200 to \$6,000; average, \$5,600—							
Director of reclamation economics					1 6,000		
Designing engineer	1 5,600	1 5,500	1 5,500	1 5,500	1 5,400		
General superintendent of construction	1 5,600	1 5,300	1 5,300	1 5,300	1 5,200		



## Estimates of appropriations required for the service of the fiscal year ending June 30, 1928—Continued

General object (title of appropriation), date of acts, references to Statutes at Large, or to Revised Statutes, and estimated amount required for each detailed object	Estimated expenditures, 1928 appropriation		Estimated expenditures, 1927 appropriation		Expended and obligated, 1926	Total amount to be appropriated under each head of appropriation	Amount appropriated for the fiscal year ending June 30, 1927
Reclamation Fund, Special Fund—Continued.							
Field service—Continued.							
Salaries and wages—Continued.							
Salary range, \$3,800 to \$5,000; average, \$4,400—							
Assistant director of reclamation economics.....	No.	Average—Salary	No.	Average—Salary	No.	Average—Salary	
District counsels.....	7	\$3,886	7	\$3,886	7	\$3,862	
Assistant designing engineer.....	1	4,000	1	3,800	1	3,900	
Engineers.....	5	4,280	5	4,124	3	3,908	
Construction engineers.....	2	4,600	2	4,280	2	4,134	
Electrical engineer.....	1	5,000	1	5,000	1	4,800	
Industrial agent.....	1	4,300	1	3,900	1	3,800	
Project superintendents.....	14	4,257	12	4,117	13	4,108	
Superintendent of construction.....					1	3,800	
Salary range, \$3,300 to \$3,900; average, \$3,600—							
Chief clerk (Denver office).....					1	3,153	
Associate engineers.....	7	3,643	4	3,506	2	3,435	
Project superintendents.....	3	3,800	5	3,700	1	3,900	
Superintendent of construction.....			1	3,600	1	3,600	
Mechanical engineer.....	1	3,900	1	3,750	1	3,650	
Salary range, \$3,000 to \$3,600; average, \$3,300—							
Accountant.....	1	3,250	1	3,050			
Chief clerks.....	8	3,100	6	3,025	5	2,928	
District counsel.....	1	3,200	1	3,100	1	3,100	
Associate economists.....	3	3,250	3	3,050	4	3,016	
Associate engineers.....	27	3,167	27	3,070	11	3,098	
Inspectors.....	1	3,000	1	3,000	1	2,939	
Irrigation managers.....	1	3,200	1	3,100	2	3,150	
Project superintendents.....	4	3,375	5	3,255	6	3,253	
Superintendent of construction.....					1	3,600	
Soil experts.....	2	3,250	2	3,050			
Salary range, \$2,700 to \$3,300; average, \$3,000—							
Chief clerks.....	4	2,850	4	2,800	4	2,738	
Associate engineers.....	5	2,920	6	3,029	6	2,839	
Purchasing agent.....	1	3,100	1	2,950	1	2,900	
Senior clerk.....			1	2,600			
Salary range, \$2,400 to \$3,000; average, \$2,700—							
Chief clerks.....	7	2,664	10	2,619	8	2,508	
Chief of field party.....					1	2,400	
Principal cost keeper.....	1	2,500	2	2,400	1	2,537	
Assistant reclamation economists.....	2	2,650	2	2,450			
Assistant engineers.....	46	2,668	47	2,587	41	2,597	
Hydrographer.....					1	2,400	
Inspector.....	1	2,700					
Irrigation manager.....	1	2,800	1	2,800	1	2,800	
Superintendent of construction.....			1	3,000	1	3,000	
Salary range, \$2,100 to \$2,700; average, \$2,400—							
Principal clerks.....	9	2,467	9	2,414	9	2,319	
Chief clerks.....	4	2,600	4	2,500	4	2,513	
Senior clerk.....	1	2,500	1	2,400	1	2,300	
Principal engineering draftsmen.....	2	2,450	2	2,350	2	2,172	
Inspector.....					1	2,400	
Assistant engineers.....	11	2,382	12	2,313	15	2,293	
Secretary to the chief engineer.....					1	2,064	
Superintendent of construction.....	1	2,500			1	1,868	
Salary range, \$1,860 to \$2,400; average, \$2,111.42—							
Chiefs of field parties.....	15	2,061	14	1,973	4	2,004	
Senior clerks.....	31	2,172	34	2,082	37	2,067	
Chief clerks.....	1	2,400	2	2,160	1	2,202	
Cost keepers.....	4	2,075	5	1,990	3	2,057	
Senior engineering draftsmen.....	15	2,157	15	2,077	11	1,995	
Junior reclamation economists.....	2	2,050	2	1,890			
Junior engineers.....	29	2,248	28	1,973	24	2,088	
Hydrographers.....	3	2,087	4	2,080	4	2,051	
Inspectors.....	7	2,094	10	1,985			
Instrument men.....	2	2,100	2	1,944	1	1,980	
Reservoir superintendents.....	5	2,240	3	2,208	3	2,094	
Transit men.....	6	2,000	2	2,040	1	1,920	
Timekeeper.....	1	1,920	1	1,860			
Salary range, \$1,680 to \$2,040; average, \$1,860—							
Chiefs of field parties.....			2	1,860	1	1,758	
Clerks.....	23	1,865	27	1,804	25	1,767	
Cost keepers.....	3	1,800	2	1,770	1	1,655	
Engineering draftsmen.....	2	1,770	2	1,770	2	1,729	
Hydrographer.....					1	1,644	
Inspectors.....	2	1,890	2	1,954	1	1,803	
Instrumentmen.....	22	1,827	19	1,736	15	1,881	
Levelmen.....	4	1,680	4	1,680			
Storekeepers.....	2	1,900	4	1,835	5	1,832	
Reservoir superintendents.....	3	1,773	4	1,710	2	1,740	
Transitmen.....	6	1,953	13	1,807	3	1,740	
Salary range, \$1,500 to \$1,860; average, \$1,680—							
Assistant clerks.....	13	1,635	14	1,578	17	1,580	
Shop clerk.....					1	1,560	
Storehouse clerks.....			1	1,860	2	1,708	
Cost keepers.....	3	1,720	4	1,710	1	1,535	
Assistant engineering draftsmen.....	2	1,560	2	1,515	1	1,508	
Inspectors.....	18	1,533	13	1,500	1	1,525	
Instrumentmen.....					1	1,582	
Levelmen.....	5	1,616	8	1,614	6	1,560	
Storekeepers.....	3	1,720	4	1,740	4	1,725	
Timekeepers.....	13	1,662	12	1,865	11	1,625	
Transitmen.....	3	1,560	7	1,560	1	1,749	

*Estimates of appropriations required for the service of the fiscal year ending June 30, 1928—Continued*

General object (title of appropriation), date of acts, references to Statutes at Large, or to Revised Statutes, and estimated amount required for each detailed object				Total amount to be appropriated under each head of appropriation	Amount appropriated for the fiscal year ending June 30, 1927
<i>Reclamation Fund, Special Fund—Continued.</i>					
	Estimated expenditures, 1928 appropriation	Estimated expenditures, 1927 appropriation	Expended and obligated, 1926		
Field service—Continued.					
Salaries and wages—Continued.					
Salary range, \$1,320 to \$1,680; average, \$1,500—	Average— No. Salary	Average— No. Salary	Average— No. Salary		
Junior clerks.....	13½ \$1,492	15½ \$1,421	9½ \$1,433		
Shop clerk.....	5½ 1,568	3½ 1,488	3 1,400		
Storehouse clerks.....	5 1,608	6 1,620	3 1,580		
Levelmen.....	2 1,470	2 1,470	2½ 1,536		
Timekeepers.....			1 1,100		
Junior engineering draftsman.....					
Salary range, \$1,140 to \$1,500; average, \$1,320—					
Underclerks.....	5½ 1,218	4 1,170	6½ 1,167		
Storehouse clerk.....	1 1,200	1 1,140	1 1,140		
Telephone operators.....		1½ 1,140	1½ 1,185		
Timekeepers.....	5 1,212	4 1,215	1 1,260		
Messenger.....	1 1,140	1 1,120			
Salary range, \$600 to \$750; average, \$690—					
Junior messenger.....	1 660	1 615	1 588		
Temporary employees, not classified—					
Consulting engineers and specialists (\$20.83 to \$50 per day).....	1½	1½	1 3,051		
Amount allowed.....	(11,000)	(11,000)	(3,051)		
Total average number of classified employees.....	478½	506½	398½		
Total salaries, field service.....	1,144,730.00	1,156,313.00	932,309.00		
The difference between 1928 and 1927 is due to—					
Decrease in force.....	\$56,534				
Increase in salaries.....	44,951				
Net decrease.....	11,583				
Total average number of miscellaneous and seasonal employees, field service.....	1,999½	2,177½	2,455½		
Total salaries and wages.....	2,018,820.00	2,275,468.00	2,674,817.78		
Total average number of employees.....	2,478	2,683½	2,883½		
Total salaries and wages, field service.....	3,163,550.00	3,431,781.00	3,607,126.78		
Deduct expenditures for personal services included in objects named below.....	1,352,205.00	1,468,991.00	1,935,206.49		
Net salaries and wages, field service.....	1,811,345.00	1,962,790.00	1,671,920.29		
01 Total personal services.....	1,965,465.00	2,102,790.00	1,782,644.29		
Supplies and materials:					
0200 Stationery and office supplies.....	19,455.00	20,200.00	20,821.42		
0210 Medical and hospital supplies.....	1,050.00	2,000.00	4,808.68		
0220 Scientific and educational supplies.....	1,100.00	1,150.00	626.93		
0230 Fuel.....	118,795.00	138,870.00	190,215.61		
0240 Wearing apparel and sewing supplies.....	350.00	300.00	295.93		
0250 Forage and other supplies for animals.....	7,050.00	12,450.00	5,718.67		
0260 Provisions.....	7,800.00	17,000.00	21,330.65		
0270 Explosives.....	2,385.00	2,185.00	911.04		
0280 Sundry supplies.....	428,170.00	366,060.00	218,243.04		
0290 Materials.....	133,200.00	64,500.00	116,200.73		
02 Total supplies and materials.....	719,555.00	624,745.00	579,178.70		
03 Subsistence and support of persons (service).....	3,100.00	4,100.00	1,089.20		
04 Subsistence and support of animals and storage and care of vehicles (service).....	8,525.00	4,725.00	2,968.80		
Communication service:					
0500 Telegraph service.....	5,125.00	5,595.00	2,936.83		
0510 Telephone service.....	23,310.00	25,610.00	28,501.90		
0520 Other communication service.....	755.00	710.00	349.26		
05 Total communication service.....	29,190.00	31,915.00	31,877.99		
06 Travel expense.....	108,925.00	101,415.00	66,991.85		
07 Transportation of things (service).....	352,870.00	369,088.00	440,063.25		
Printing and binding, etc.:					
0800 Printing and binding.....	30,000.00	30,000.00	22,570.63		
0810 Lithographing, engraving, etc.....	750.00	1,450.00	264.87		
0820 Stenographic work, etc. (job work).....			13.15		
0830 Photographic and making photographic prints.....	11,455.00	13,155.00	8,486.50		
08 Total printing and binding, etc.....	42,205.00	44,605.00	31,635.15		
09 Advertising and publication of notices (service).....	1,030.00	1,410.00	625.18		
10 Furnishing of heat, light, power, etc.....	32,790.00	38,380.00	61,682.67		
Rents:					
1100 Rents of buildings and structures.....	26,520.00	19,520.00	14,508.36		
1110 Other rents.....	10,700.00	9,945.00	10,878.81		
11 Total rents.....	37,220.00	29,465.00	25,387.17		
12 Repairs and alterations.....	874,350.00	924,490.00	1,109,258.23		
13 Special and miscellaneous current expenses.....	61,160.00	72,895.00	45,890.50		

*Estimates of appropriations required for the service of the fiscal year ending June 30, 1928—Continued*

General object (title of appropriation), date of acts, references to Statutes at Large, or to Revised Statutes, and estimated amount required for each detailed object				Total amount to be appropriated under each head of appropriation	Amount appropriated for the fiscal year ending June 30, 1927
<b>Reclamation Fund, Special Fund—Continued.</b>					
	Estimated expenditures, 1928 appropriation	Estimated expenditures, 1927 appropriation	Expended and obligated, 1926		
Equipment (includes livestock):					
3000 Passenger-carrying vehicles.....	\$66,300.00	\$48,600.00	\$26,425.21		
3010 Furniture, furnishings, and fixtures.....	13,700.00	15,975.00	6,127.18		
3020 Educational, scientific, and recreational equipment.....	3,500.00	4,255.00	356.21		
3040 Livestock.....	200.00	200.00	140.00		
3050 Other equipment.....	167,250.00	135,300.00	38,453.52		
30 Total equipment.....	250,950.00	204,330.00	71,502.12		
31 Lands and interests in lands.....	94,350.00	1,427,950.00	961,162.96		
32 Other structures.....	7,513,315.00	8,448,444.00	3,933,892.48		
33 Stores purchased for resale.....	25,200.00	22,970.00	11,302.00		
Refunds, awards, and indemnities:					
5320 Refunds on account of adjustments not specified.....	2,700.00	4,100.00	7,850.64		
5330 Miscellaneous refunds.....	6,500.00	7,100.00	9,825.25		
5350 Indemnities not specified.....	3,600.00	4,720.00	2,531.00		
53 Total refunds, awards, and indemnities.....	12,800.00	15,920.00	20,206.89		
Total from reclamation fund.....	12,133,000.00	14,469,637.00	9,176,779.43		
Reconciliation:					
Appropriations available during fiscal year 1927, act May 10, 1926 (44 Stat. pp. 478-485).....					
Amount specified in act.....		7,431,000.00			
Estimated unexpended balances reappropriated.....		7,413,637.00			
Total available.....		14,844,637.00			

For the share of the Government of the United States of the costs of operating and maintaining the Colorado River front work and levee system adjacent to the Yuma Federal irrigation project in Arizona and California, as authorized by the act entitled "An act authorizing the construction, repair, and preservation of certain public works on rivers and harbors, and for other purposes," approved March 3, 1925 (Forty-third Statutes, page 1186), \$35,000, or so much thereof as may be necessary to be transferred to the reclamation fund, special fund, created by the act of June 17, 1902 (Thirty-second Statutes, page 388), and to be expended under the direction of the Secretary of the Interior in accordance with the provisions applicable to appropriations made for the fiscal year [1927] 1928 from the reclamation fund (acts Mar. 3, 1925, vol. 43, p. 1186; May 10, 1926, vol. 44, pp. 478-485; July 3, 1926, vol. 44, pp. 856, 857).....

\$35,000.00

\$35,000.00

13 Special and miscellaneous expenses: Expenditures—1928, \$35,000; 1927, \$35,000.

For investigations to be made by the Secretary of the Interior through the Bureau of Reclamation to obtain necessary information to determine how arid and semiarid, swamp, and cutover timberlands in any of the States of the United States may be best developed, as authorized by subsection R, section 4, Second Deficiency act, fiscal year 1924, approved December 5, 1924 (Forty-third Statutes, page 704), including the general objects of expenditure enumerated and permitted under the second paragraph in this act under the caption "Bureau of Reclamation," and including mileage for motor cycles and automobiles at the rates and under the conditions authorized herein in connection with the reclamation projects, \$15,000 (acts Dec. 5, 1924, vol. 43, pp. 701-704, sec. 4; May 10, 1926, vol. 44, pp. 478-485).....

15,000.00

15,000.00

	Estimated expenditures, 1928 appropriation	Estimated expenditures, 1927 appropriation	Expended and obligated, 1926
Field service:			
Salaries and wages—			
Salary range, \$3,000 to \$3,600; average, \$3,300—			
Associate engineer.....	Average— No. Salary ★ \$3,300	Average— No. Salary ★ \$3,300	Average— No. Salary
Salary range, \$2,700 to \$3,300; average, \$3,000—			
Chief of field party.....	★ 3,000	★ 3,000	
Salary range, \$2,400 to \$3,000; average, \$2,700—			
Instrument man.....	★ 2,600	★ 2,600	
Salary range, \$1,680 to \$2,040; average, \$1,860—			
Chainman.....	1 1,800	1 1,800	
Salary range, \$1,320 to \$1,680; average, \$1,500—			
Rodman.....	★ 1,500	★ 1,500	
01 Total personal services.....	3 7,000	3 7,000	

*Estimates of appropriations required for the service of the fiscal year ending June 30, 1928—Continued*

General object (title of appropriation), date of acts, references to Statutes at Large, or to Revised Statutes, and estimated amount required for each detailed object	Total amount to be appropriated under each head of appropriation	Amount appropriated for the fiscal year ending June 30, 1927
--	--	--

*Reclamation Fund, Special Fund—Continued.*

	Estimated expenditures, 1928 appropriation	Estimated expenditures, 1927 appropriation	Expended and obligated, 1926
Supplies and materials:			
0200 Stationery and office supplies.....	\$200	\$200	
0220 Scientific and educational supplies.....	100	100	
0230 Fuel.....	100	100	
0280 Sundry supplies.....	400	400	
02 Total supplies and materials.....	800	800	
Communication service:			
0500 Telegraph service.....	40	40	
0510 Telephone service.....	50	50	
0520 Other communication service.....	10	10	
05 Total communication service.....	100	100	
06 Total travel expense.....	2,500	2,500	
07 Transportation of things (service).....	200	200	
08 Photographing and photographs and prints.....	500	500	
10 Furnishing of heat, light, and power.....	100	100	
11 Rent of buildings and structures.....	300	300	
13 Special and miscellaneous current expenses.....	500	500	
Equipment:			
3000 Passenger-carrying vehicles.....	1,500	1,500	
3010 Furniture, furnishings, and fixtures.....	100	100	
3020 Educational, scientific, and recreational equipment.....	1,200	1,200	
0350 Other equipment.....	200	200	
30 Total equipment.....	3,000	3,000	
Total.....	15,000	15,000	

**[Investigations, Columbia Basin irrigation project: For completing investigations of the feasibility of irrigation by gravity or pumping, water sources, water storage, and related problems on the Columbia River and its tributaries, including the Columbia Basin project, as provided for in the act approved April 13, 1926, entitled "An act authorizing the Secretary of the Interior to cooperate with the States of Idaho, Montana, Oregon, and Washington, in allocation of the waters of the Columbia River and its tributaries, and for other purposes, and authorizing an appropriation therefor," fiscal years 1927 and 1928] (act July 8, 1926, vol. 44, p. 857)**

\$25,000.00

	Estimated expenditures, 1928 appropriation	Estimated expenditures, 1927 appropriation	Expended and obligated, 1926
Field service:			
Salaries and wages—			
Salary range, \$3,000 to \$3,600; average, \$3,300—	<i>Average—</i>	<i>Average—</i>	<i>Average—</i>
Associate economist.....	<i>No. Salary</i>	<i>No. Salary</i>	<i>No. Salary</i>
Soil expert.....		1 \$3,000	
Salary range, \$2,400 to \$3,000; average, \$2,700—			
Chief of field party.....		1 2,600	
Assistant reclamation economist.....		1 2,700	
Assistant engineers.....		1 2,600	
Salary range, \$1,860 to \$2,400; average, \$2,111—			
Junior reclamation economist.....		1 1,860	
Instrumentman.....		1 1,860	
Senior clerk.....		1 1,860	
Temporary employees, not classified—			
Consulting engineer and specialist (\$20.83 to \$50 per day).....		1 (2,500)	
Amount allowed.....			
Total average number of classified employees.....		6½	
Total salaries, field service.....		17,880	
Total average number of miscellaneous and seasonal employees, field service (not classified; rodmen, chainmen, etc.).....		3	
Total salaries and wages (unclassified).....		4,120	
Total average number of employees.....		9½	
01 Total salaries and wages.....		22,000	
Supplies and materials:			
0200 Stationery and office supplies.....		50	
0220 Scientific and educational supplies.....		50	
0280 Sundry supplies.....		100	
02 Total supplies and materials.....		200	

*Estimates of appropriations required for the service of the fiscal year ending June 30, 1928—Continued*

General object (title of appropriation), date of acts, references to Statutes at Large, or to Revised Statutes, and estimated amount required for each detailed object				Total amount to be appropriated under each head of appropriation	Amount appropriated for the fiscal year ending June 30, 1927
<b>Reclamation Fund, Special Fund—Continued.</b>					
	Estimated expenditures, 1928 appropriation	Estimated expenditures, 1927 appropriation	Expended and obligated, 1926		
Communication service:					
0500 Telegraph service.....		\$25			
0510 Telephone service.....		75			
05 Total communication service.....		100			
06 Travel expense.....		1,000			
07 Transportation of things (service).....		50			
Printing and binding, etc.:					
0800 Printing and binding.....		125			
0810 Lithographing, engraving, etc.....		50			
0820 Stenographic work, etc. (job work).....		200			
0830 Photographing and making photo prints.....		25			
08 Total printing and binding, etc.....		400			
10 Furnishing of heat, light, power, etc.....		200			
Rents:					
1100 Rents of buildings and structures.....		600			
1110 Other rents.....		400			
11 Total rents.....		1,000			
13 Special and miscellaneous current expenses.....		50			
Total.....		25,000			
Total under Bureau of Reclamation.....				\$12, 183, 000. 00	\$7, 556, 000. 00

## UNITED STATES GEOLOGICAL SURVEY

*Salaries, Geological Survey—*

For the Director of the Geological Survey and other personal services in the District of Columbia in accordance with "the classification act of 1923" (acts Jan. 24, 1923, vol. 42, p. 1208; May 10, 1926, vol. 44, p. 486)

	Estimated expenditures, 1928 appropriation	Estimated expenditures, 1927 appropriation	Expended and obligated, 1926		
<b>Departmental service:</b>					
<b>Salaries—</b>					
Professional and scientific service—					
Grade 6, \$6,000 to \$7,500; average, \$6,750—	Average—	Average—	Average—		
Chief scientist (director).....	No. 1 Salary \$7,500	No. 1 Salary \$7,000	No. 1 Salary \$6,500		
Grade 4, \$3,300 to \$5,000; average, \$4,400—	1 4,800	1 4,600	4 4,075		
Scientists.....					
Grade 3, \$3,000 to \$3,600; average, \$3,300—			2 3,075		
Associate engineers.....					
Grade 2, \$2,400 to \$3,000; average, \$2,700—			1 2,450		
Assistant scientist.....			1 2,450		
Assistant engineer.....	1 2,700	1 2,650	1 2,550		
Assistant librarian.....					
Grade 1, \$1,800 to \$2,400; average, \$2,111.42—	2 2,200	2 2,200			
Junior librarians.....					
Subprofessional service—					
Grade 8, \$2,400 to \$3,000; average, \$2,700—			1 2,400		
Chief engineering aid.....					
Grade 4, \$1,500 to \$1,800; average, \$1,650—	1 1,500	1 1,500			
Junior library assistant.....					
Grade 3, \$1,320 to \$1,680; average, \$1,500—	1 1,500	1 1,440			
Under library assistant.....					
Grade 2, \$1,140 to \$1,500; average, \$1,320—	1 1,440	1 1,440	1 1,440		
Minor library assistant.....					
Clerical, administrative, and fiscal service—					
Grade 10, \$3,300 to \$3,900; average, \$3,600—					
Junior administrative officer (chief clerk).....	1 3,600	1 3,500	1 3,350		
Senior editor (editor).....	1 3,500	1 3,400			
Grade 9, \$3,000 to \$3,600; average, \$3,300—					
Senior administrative assistant (chief clerk).....			1 3,000		
Senior administrative assistant.....	1 3,000	1 3,000			
Grade 8, \$2,700 to \$3,300; average, \$3,000—					
Administrative assistants.....	3 3,000	3 2,933			
Grade 7, \$2,400 to \$3,000; average, \$2,700—					
Chief photographer.....			1 2,400		
Junior administrative assistant.....	1 2,800	1 2,800			
Grade 6, \$2,100 to \$2,700; average, \$2,400—			1 2,300		
Principal photographer.....					
Principal clerks.....	2,250	4 2,225			
Grade 5, \$1,800 to \$2,400; average, \$2,111.42—					
Senior clerks.....	2,037	6 1,992			
Grade 4, \$1,680 to \$2,040; average, \$1,860—					
Clerks.....	1,816	12 1,785	1 1,680		
Grade 3, \$1,500 to \$1,800; average, \$1,650—					
Assistant clerks.....	1,620	7 1,569	1 1,531		

*Estimates of appropriations required for the service of the fiscal year ending June 30, 1928—Continued*

General object (title of appropriation), data of acts, references to Statutes at Large, or to Revised Statutes, and estimated amount required for each detailed object				Total amount to be appropriated under each head of appropriation	Amount appropriated for the fiscal year ending June 30, 1927
<i>Salaries, Geological Survey—Continued.</i>					
	Estimated expenditures, 1928 appropriation	Estimated expenditures, 1927 appropriation	Expended and obligated, 1926		
Departmental service—Continued.					
Salaries—Continued.					
Clerical, administrative, and fiscal service—Con.					
Grade 2, \$1,320 to \$1,680; average, \$1,500—					
Junior clerks.....	Average— No. 3 Salary \$1,440	Average— No. 2 Salary \$1,440	Average— No. 1½ Salary \$1,500		
Junior clerk-stenographers.....	3 1,380	3 1,350			
Grade 1, \$1,140 to \$1,500; average, \$1,320—					
Underphotographers.....			1½ 1,380		
Underclerks.....	3 1,220	3 1,220			
Custodial service—					
Grade 7, \$1,680 to \$2,040; average, \$1,860—					
Senior mechanic.....	1 1,860	1 1,800			
Grade 4, \$1,140 to \$1,500; average, \$1,320—					
Head messenger.....	1 1,260	1 1,260	1 1,230		
Under mechanics.....	2 1,230	2 1,230			
Grade 3, \$1,020 to \$1,260; average, \$1,140—					
Messengers.....	8½ 1,100	11½ 1,088	1 1,110		
Grade 2, \$900 to \$1,140; average, \$1,020—					
Assistant messenger.....		½ 900			
Junior laborers.....	2 1,020	2 1,020			
01 Total average number of employees.....	67½	69½	19½		
Total salaries, departmental service.....	129,000.00	128,187.00	54,263.46		
The difference between 1928 and 1927 is due to—					
Increase in salaries.....	\$2,458				
Decrease in force.....	1,645				
Net increase.....	813				
Less repayments.....			212.49		
Net total.....	129,000.00	128,187.00	54,050.97		
Reserve.....		1,813.00			
Total.....	129,000.00	130,000.00	54,050.97		
<i>General Expenses, Geological Survey—</i>					
For every expenditure requisite for and incident to the authorized work of the Geological Survey, including personal services in the District of Columbia and in the field, including not to exceed <b>[\$18,000]</b> \$17,000 for the purchase and exchange and not to exceed <b>[\$50,000]</b> \$40,000 for the hire, maintenance, repair, and operation of motor-propelled and horse-drawn passenger-carrying vehicles for field use only by geologists, topographers, engineers, and land classifiers, and the Geological Survey is authorized to exchange unserviceable and worn-out passenger-carrying and freight-carrying vehicles as part payment for new freight-carrying vehicles, and whenever, during the fiscal year ending June 30, <b>[1927]</b> 1928, the Director of the Geological Survey shall find that the expense of travel can be reduced thereby he may authorize the payment of not to exceed 3 cents per mile for a motor cycle or 7 cents per mile for an automobile used for official business, and including not to exceed \$5,000 for necessary traveling expenses of the Director and members of the Geological Survey acting under his direction; for attendance upon meetings of technical, professional, and scientific societies when required in connection with the authorized work of the Geological Survey, to be expended under the regulations from time to time prescribed by the Secretary of the Interior, and under the following heads:					
For topographic surveys in the various portions of the United States, including lands in national forests, <b>[\$451,700]</b> \$515,000, of which amount not to exceed \$267,000 may be expended for personal services in the District of Columbia: <i>Provided</i> , That no part of this appropriation shall be expended in cooperation with States or municipalities except upon the basis of the State or municipality bearing all of the expense incident thereto in excess of such an amount as is necessary for the Geological Survey to perform its share of standard topographic surveys, such share of the Geological Survey in no case exceeding 50 per cent: <i>Provided further</i> , That <b>[\$372,200]</b> \$390,000 of this amount shall be available only for such cooperation with States or municipalities (acts Mar. 3, 1879, vol. 20, p. 394, sec. 1; May 10, 1926, vol. 44, p. 486).....				\$515,000.00	\$451,700.00

*Estimates of appropriations required for the service of the fiscal year ending June 30, 1928—Continued*

General object (title of appropriation), date of acts, references to Statutes at Large, or to Revised Statutes, and estimated amount required for each detailed object				Total amount to be appropriated under each head of appropriation		Amount appropriated for the fiscal year ending June 30, 1927	
General Expenses, Geological Survey—Continued.							
		Estimated expenditures, 1928 appropriation	Estimated expenditures, 1927 appropriation	Expended and obligated, 1926			
Departmental service:							
Salaries—							
Professional and scientific service—							
Grade 5, \$5,200 to \$6,000; average, \$5,600—				Average—		Average—	
Senior engineers (one chief of branch).....				No. 3	Salary \$5,333	No. 3	Salary \$5,266
Grade 4, \$3,800 to \$5,000; average, \$4,400—							
Engineers.....				10½	3,983	10½	3,900
Grade 3, \$3,000 to \$3,600; average, \$3,300—							
Associate engineers.....				44	3,120	0	3,068
Grade 2, \$2,400 to \$3,000; average, \$2,700—							
Assistant engineers.....				13	2,558	11	2,503
Grade 1, \$1,860 to \$2,400; average, \$2,111.42—							
Junior engineers.....				5	2,017	4	1,934
Junior scientist.....				1	1,920	1	1,860
Subprofessional service—							
Grade 8, \$2,400 to \$3,000; average, \$2,700—							
Chief engineering aids.....				3	2,583	2	2,500
Chief engineering draftsmen.....				1	2,500	1	2,500
Grade 7, \$2,100 to \$2,700; average, \$2,400—							
Principal laboratory mechanics.....				3	2,533	3	2,533
Grade 6, \$1,860 to \$2,400; average, \$2,111.42—							
Senior engineering aids.....				1	2,400	1	2,400
Senior engineering draftsmen.....				5	1,978	4½	1,962
Grade 4, \$1,500 to \$1,860; average, \$1,680—							
Assistant laboratory mechanic.....							
Assistant engineering draftsmen.....				3	1,660	3	1,660
Grade 3, \$1,320 to \$1,680; average, \$1,500—							
Junior engineering draftsman.....							
Grade 1, \$900 to \$1,260; average, \$1,080—							
Minor apprentice lithographer.....				1	960	½	900
Clerical, administrative, and fiscal service—							
Grade 9, \$3,000 to \$3,600; average, \$3,300—							
Senior administrative assistant.....							
Grade 8, \$2,700 to \$3,300; average, \$3,000—							
Administrative assistant.....							
Grade 7, \$2,400 to \$3,000; average, \$2,700—							
Junior administrative assistant.....				1	2,500	1	2,450
Grade 6, \$2,100 to \$2,700; average, \$2,400—							
Principal clerk.....							
Principal photographer.....				1	2,600	1	2,450
Grade 5, \$1,860 to \$2,400; average, \$2,111.42—							
Senior photographer.....							
Senior clerks.....				2	2,190	2½	2,206
Grade 4, \$1,680 to \$2,040; average, \$1,860—							
Clerk stenographer.....				1	1,920	1	1,860
Clerk.....				1	1,800	1½	1,800
Grade 3, \$1,500 to \$1,860; average, \$1,680—							
Assistant clerk stenographers.....				2	1,590	2½	1,520
Assistant clerks.....				3	1,640	3	1,600
Grade 2, \$1,320 to \$1,680; average, \$1,500—							
Junior clerk stenographer.....							
Junior clerk.....				1	1,440	1	1,380
Grade 1, \$1,140 to \$1,500; average, \$1,320—							
Underoperator, office devices.....							
Custodial service—							
Grade 6, \$1,500 to \$1,860; average, \$1,680—							
Mechanic.....							
Grade 3, \$1,020 to \$1,260; average, \$1,140—							
Messenger.....							
Grade 2, \$900 to \$1,140; average, \$1,020—							
Junior laborer.....							
Total average number of employees.....				105½		98½	
Total salaries, departmental service.....				390,284.00		273,028.00	
The difference between 1928 and 1927 is due to—							
Increase in force.....							
Increase in salaries.....							
Total increase.....				25,256			
Field service:							
Salaries and wages—							
Salary range, \$5,200 to \$6,000; average, \$5,600—							
Senior engineer.....				1	5,200	1	5,200
Salary range, \$3,800 to \$5,000; average, \$4,400—							
Engineer.....				2	3,950	1½	3,950
Salary range, \$3,000 to \$3,600; average, \$3,300—							
Associate engineers.....				11	3,153	9	3,120
Salary range, \$2,400 to \$3,000; average, \$2,700—							
Assistant engineers.....				10	2,570	9	2,541
Senior clerk.....				1	2,600	1	2,500
Salary range, \$1,860 to \$2,400; average, \$2,111.42—							
Junior engineers.....				6	1,960	5	1,930
Salary range, \$1,680 to \$2,040; average, \$1,860—							
Clerk.....				½	1,980	½	1,980
Salary range, \$1,500 to \$1,860; average, \$1,680—							
Assistant engineering field aids.....				2	1,584	2	1,548
Salary range, \$1,320 to \$1,680; average, \$1,500—							
Junior clerk.....							

*Estimates of appropriations required for the service of the fiscal year ending June 30, 1928—Continued*

General object (title of appropriation), date of acts, references to Statutes at Large, or to Revised Statutes, and estimated amount required for each detailed object				Total amount to be appropriated under each head of appropriation	Amount appropriated for the fiscal year ending June 30, 1927
<i>General Expenses, Geological Survey—Continued.</i>					
	Estimated expenditures, 1928 appropriation	Estimated expenditures, 1927 appropriation	Expended and obligated, 1926		
Field service—Continued.					
Salaries and wages—Continued.					
Salary range, \$1,140 to \$1,500; average, \$1,320—	Average— No. Salary	Average— No. Salary	Average— No. Salary		
Apprentice engineering field aids	4 \$1,404	3 \$1,355	3 1/2 \$1,221		
Salary range, \$600 to \$780; average, \$690—					
Junior messenger			1 780		
Total average number of permanent field employees	37 1/2	32	43 1/2		
Total permanent salaries, field service	97,537.00	82,375.00	103,362.73		
Total average number of temporary field assistants (employed locally)	80	75	85		
Total wages, temporary field assistants	85,000.00	80,000.00	92,817.83		
Total average number of employees	117 1/2	107	128 1/2		
Total salaries and wages, field service	182,537.00	162,375.00	196,180.56		
The difference between 1928 and 1927 is due to—					
Increase in force	\$19,215				
Increase in salaries	947				
Total increase	20,162				
01 Total personal services	482,821.00	437,403.00	522,573.83		
Supplies and materials:					
0200 Stationery and office supplies	4,000.00	4,000.00	5,227.14		
0220 Scientific and educational supplies	400.00	400.00	536.63		
0280 Sundry supplies	2,800.00	2,800.00	3,483.07		
02 Total supplies and materials	7,200.00	7,200.00	9,246.84		
04 Subsistence and care of animals, and storage and care of vehicles	1,500.00	1,500.00	1,926.51		
Communication service:					
0500 Telegraph service	500.00	500.00	646.65		
0510 Telephone service	100.00	100.00	156.77		
0520 Other communication service			12.75		
05 Total communication service	600.00	600.00	816.17		
06 Travel expenses	95,279.00	85,397.00	91,840.21		
07 Transportation of things (service)	20,000.00	26,000.00	32,628.55		
Printing and binding:					
0810 Lithographing, engraving, and engrossing	9,500.00	7,500.00	9,581.12		
0820 Stenographic work, typewriting, and duplicating work, such as multigraphing, mimeographing (job work)			15.56		
0830 Photographing and making photographs and prints	9,000.00	7,000.00	9,113.75		
08 Total printing and binding	18,500.00	14,500.00	18,710.43		
11 Rents			20.75		
12 Repairs and alterations	100.00	100.00	125.72		
13 Special and miscellaneous current expenses	7,300.00	7,300.00	9,243.09		
Equipment:					
3000 Purchase of passenger-carrying vehicles	1,000.00	1,000.00			
3010 Furniture, furnishings, and fixtures	1,000.00	1,000.00	1,548.77		
3020 Educational, scientific, and recreational equipment	5,000.00	5,000.00	6,238.80		
3040 Livestock	700.00	700.00	839.50		
3050 Other equipment	14,000.00	14,000.00	17,580.85		
30 Total equipment	21,700.00	21,700.00	26,207.92		
Total	665,000.00	601,700.00	713,340.02		
Less repayments	150,000.00	150,000.00	156,051.59		
Net total	515,000.00	451,700.00	557,288.43		



General object (title of appropriation), date of acts, references to Statutes at Large, or to Revised Statutes, and estimated amount required for each detailed object

Amount appropriated for  
the fiscal year ending  
June 30, 1927

For geologic surveys in the various portions of the United States and chemical and physical researches relative thereto, [\$337,160] \$333,000, of which not to exceed \$263,000 may be expended for personal services in the District of Columbia (acts Mar. 3, 1879, vol. 20, p. 394, sec. 1; May 10, 1926, vol. 44, p. 486)-----

**\$337, 160. 00**

91

*Estimates of appropriations required for the service of the fiscal year ending June 30, 1928—Continued*

General object (title of appropriation), date of acts, references to Statutes at Large, or to Revised Statutes, and estimated amount required for each detailed object				Total amount to be appropriated under each head of appropriation	Amount appropriated for the fiscal year ending June 30, 1927
<i>General Expenses, Geological Survey—Continued.</i>					
	Estimated expenditures, 1928 appropriation	Estimated expenditures, 1927 appropriation	Expended and obligated, 1926		
Field service:					
Salaries and wages—					
Salary range, \$5,200 to \$6,000; average, \$5,600—					
Senior scientist	Average— No. Salary	Average— No. Salary	Average— No. Salary		
Salary range, \$3,800 to \$5,000; average, \$4,400—					
Scientists	2 \$3,925	2 \$3,925	2 $\frac{1}{2}$ \$5,200	4,229	
Salary range, \$3,000 to \$3,600; average, \$3,300—					
Associate scientists	1 3,133	1 3,133	1 $\frac{1}{2}$	3,103	
Salary range, \$2,400 to \$3,000; average, \$2,700—					
Assistant scientists	4 2,525	3 $\frac{1}{2}$ 2,550	2 $\frac{3}{4}$	2,436	
Assistant engineer			1 $\frac{1}{2}$	2,400	
Salary range, \$1,800 to \$2,400; average, \$2,111.42—					
Junior scientist	1 1,920	1 1,920	$\frac{1}{2}$	2,035	
Salary range, \$1,500 to \$1,800; average, \$1,680—					
Assistant draftsman			$\frac{1}{2}$	1,500	
Assistant clerk-typist			$\frac{1}{2}$	1,680	
Total average number of permanent employees	8	7 $\frac{1}{2}$	8 $\frac{3}{4}$	29,293.25	
Total salaries and wages, field service	23,003.00	21,828.00			
Total temporary field assistants (employed locally)	16	16	17	5,624.22	
Total wages, temporary field assistants	5,000.00	5,000.00			
Total average number of employees, field service	24	23 $\frac{1}{2}$	25 $\frac{1}{4}$	34,917.17	
Total salaries and wages, field service	28,003.00	26,828.00			
The difference between 1928 and 1927 is due to increase in force, \$1,175.					
01 Total personal services	299,109.00	299,950.00		311,191.07	
Supplies and materials:					
0200 Stationery and office supplies	200.00	300.00		400.50	
0220 Scientific and educational supplies	2,400.00	2,600.00		3,076.97	
0280 Sundry supplies	500.00	700.00		755.87	
02 Total supplies and materials	3,100.00	3,600.00		4,233.34	
04 Subsistence and care of animals and storage and care of vehicles	700.00	900.00		1,009.21	
Communication service:					
0500 Telegraph service	150.00	200.00		284.52	
0510 Telephone service	5.00	5.00		4.20	
05 Total communication service	155.00	205.00		288.72	
06 Total travel expenses	20,000.00	22,000.00		27,041.69	
07 Transportation of things (service)	4,400.00	4,800.00		5,203.50	
Printing and binding:					
0810 Lithographing, engraving, and engrossing	900.00	1,000.00		1,254.40	
0820 Stenographic work, typewriting, and duplicating work, such as multigraphing, mimeographing (job work)	15.00	15.00		17.63	
0830 Photographing and making photographs and prints (job work)	3,500.00	3,700.00		3,902.07	
08 Total printing and binding	4,415.00	4,715.00		5,174.10	
10 Heat, light, power, water, and electricity	50.00	50.00		62.50	
12 Repairs and alterations	150.00	200.00		254.77	
13 Total special and miscellaneous current expenses	4,921.00	5,000.00		5,373.00	
Equipment:					
3000 Purchase of passenger-carrying vehicles	2,000.00	1,500.00		990.50	
3010 Furniture, furnishings, and fixtures	300.00	400.00		410.48	
3020 Educational, scientific, and recreational equipment	3,500.00	3,600.00		3,739.79	
3050 Other equipment	200.00	240.00		240.46	
30 Total equipment	6,000.00	5,740.00		5,381.23	
Total	343,000.00	347,160.00		365,213.13	
Less repayments	10,000.00	10,000.00		5,002.69	
Net total	333,000.00	337,160.00		360,210.44	

<sup>1</sup> 1926 expenditures for geologic surveys and chemical and physical researches combined as appropriation items were combined in 1927 appropriation act.

*Estimates of appropriations required for the service of the fiscal year ending June 30, 1928—Continued*

General object (title of appropriation), date of acts, references to Statutes at Large, or to Revised Statutes, and estimated amount required for each detailed object				Total amount to be appropriated under each head of appropriation	Amount appropriated for the fiscal year ending June 30, 1927
<b>General Expenses, Geological Survey—Continued.</b> For volcanologic surveys, measurements, and observatories in Hawaii, including subordinate stations elsewhere, [\$25,000,] \$20,000, of which amount not to exceed \$3,000 may be expended for the erection, leasing, and improvement of houses for laboratories and quarters and for leasing land therefor, and for heating, lighting, power, sewerage, and water systems in connection therewith, and not exceeding \$2,000 may be expended for printing local volcanologic reports outside of Washington (acts Mar. 3, 1925, vol. 43, p. 1172; May 10, 1926, vol. 44, p. 486)				\$20,000.00	\$25,000.00
	Estimated expenditures, 1928 appropriation	Estimated expenditures, 1927 appropriation	Expended and obligated, 1926		
Field service:					
Salaries and wages—	Average—	Average—	Average—		
Salary range, \$5,200 to \$6,000; average, \$5,600—	No. Salary	No. Salary	No. Salary		
Senior scientist.....	1 \$5,200	1 \$5,200	.....		
Salary range, \$3,300 to \$3,900; average, \$3,600—					
Associate engineer.....	1 3,400	1 3,300	.....		
Salary range, \$3,000 to \$3,600; average, \$3,300—					
Associate scientist.....	1 3,000	1 3,000	.....		
Salary range, \$2,400 to \$3,000; average, \$2,700—					
Assistant scientist.....		1 2,400	.....		
Salary range, \$1,860 to \$2,400; average, \$2,111.42—					
Senior clerk.....	1 2,000	1 2,000	.....		
Total average number of permanent field employees.....	4	3 1/2			
Total salaries and wages, field service.....	13,600	12,942			
Total temporary field assistants (employed locally).....	1	1			
Total wages, temporary field assistants.....	900	900			
Total average number of employees.....	5	4 1/2			
01 Total salaries and wages, field service.....	14,500	13,842			
The difference between 1928 and 1927 is due to—					
Increase in force.....	\$567				
Increase in salaries.....	91				
Total increase.....	658				
Supplies and materials:					
0200 Stationery and office supplies.....	100	100			
0220 Scientific and educational supplies.....	100	183			
0280 Sundry supplies.....	100	100			
02 Total supplies and materials.....	300	383			
Communication service:					
0500 Telegraph service.....	50	100			
0510 Telephone service.....	25	50			
0520 Other communication service.....	25	25			
05 Total communication service.....	100	175			
06 Travel expenses.....	1,000	2,000			
07 Transportation of things (service).....	300	500			
Printing and binding:					
0800 Printing and binding.....	2,000	2,000			
0810 Lithographing, engraving, and engrossing.....	100	100			
0820 Stenographic work, typewriting, and duplicating work, such as multigraphing, mimeographing (job work).....	100	100			
0830 Photographing and making photographs and prints (job work).....	100	300			
08 Total printing and binding.....	2,300	2,500			
12 Repairs and alterations.....	350	500			
13 Special and miscellaneous current expenses.....	300	500			
Equipment:					
3010 Furniture, furnishings, and fixtures.....	50	100			
3020 Educational, scientific, and recreational equipment.....	500	1,000			
3050 Other equipment.....	300	500			
30 Total equipment.....	850	1,600			
32 Structures and parts.....		3,000			
Total.....	20,000	25,000			

## Estimates of appropriations required for the service of the fiscal year ending June 30, 1928—Continued

General object (title of appropriation), date of acts, references to Statutes at Large, or to Revised Statutes, and estimated amount required for each detailed object				Total amount to be appropriated under each head of appropriation	Amount appropriated for the fiscal year ending June 30, 1927
<b>General Expenses, Geological Survey—Continued.</b> For continuation of the investigation of the mineral resources of Alaska, <b>[\$50,000]</b> \$60,000, to be available immediately, of which amount not to exceed <b>[\$30,000]</b> \$26,000 may be expended for personal services in the District of Columbia (acts Mar. 3, 1879, vol. 20, p. 394, sec. 1; May 10, 1926, vol. 44, p. 486)				\$60,000.00	\$50,000.00
	Estimated expenditures, 1928 appropriation	Estimated expenditures, 1927 appropriation	Expended and obligated, 1926		
Departmental service:					
Salaries—					
Professional and scientific service—					
Grade 5, \$5,200 to \$6,000; average, \$5,600—	Average— No. 2 Salary \$5,400	Average— No. 2 Salary \$5,300	Average— No. 1½ Salary \$5,200		
Senior scientists—					
Grade 4, \$3,800 to \$5,000; average, \$4,400—	2 4,400	2 4,300	2 4,150		
Scientists—	1 4,800	1 4,600	1 4,300		
Engineer—	1 3,300	1 3,300	1 3,500		
Grade 3, \$3,000 to \$3,600; average, \$3,300—					
Associate engineer—					
Grade 2, \$2,400 to \$3,000; average, \$2,700—			1 2,700		
Assistant engineer—					
Grade 1, \$1,860 to \$2,400; average, \$2,111.42—			1 2,050		
Junior librarian—					
Subprofessional service—					
Grade 8, \$2,400 to \$3,000; average, \$2,700—	1 2,400	1 2,400	1 2,400		
Chief scientific illustrator—					
Grade 3, \$1,500 to \$1,860; average, \$1,680—			1 1,500		
Underlibrary assistant—					
Clerical, administrative, and fiscal service—					
Grade 7, \$2,400 to \$3,000; average, \$2,700—	1 2,500	1 2,500	1 2,500		
Junior administrative assistant—					
Grade 4, \$1,680 to \$2,040; average, \$1,860—	1 1,860	1 1,860	1 1,830		
Clerk—					
Grade 3, \$1,500 to \$1,860; average, \$1,680—			1 1,574		
Assistant clerks—					
Custodial service—					
Grade 3, \$1,020 to \$1,260; average, \$1,140—			1 1,020		
Messenger—					
Total average number of employees—	9	9	11½		
Total salaries, departmental service—	34,460.00	33,860.00	34,484.52		
The difference between 1928 and 1927 is due to increase in salaries, \$600.					
Field service:					
Salaries and wages—					
Salary range, \$3,000 to \$3,600; average, \$3,300—	1 3,000	1 3,000	1 3,000		
Associate scientist—		1 3,400	1 3,400		
Associate engineer—					
Salary range, \$2,400 to \$3,000; average, \$2,700—					
Assistant scientist—	1 3,000	1 2,700	1 2,400		
Assistant engineer—			1 2,700		
Total average number of permanent field employees—	1½	1½	1½		
Total salaries and wages, field service—	3,500.00	5,000.00	4,118.14		
Total temporary field assistants (employed locally)—	15	12	15		
Total wages, temporary field assistants—	7,000.00	5,500.00	7,152.79		
Total average number of employees—	16½	13½	16½		
Total salaries and wages, field service—	10,500.00	10,500.00	11,271.93		
01 Total personal services—	44,960.00	44,360.00	45,756.45		
Supplies and materials:					
0200 Stationery and office supplies—	75.00	75.00	175.72		
0220 Scientific and educational supplies—	25.00	25.00	56.93		
0280 Sundry supplies—	500.00	100.00	959.60		
02 Total supplies and materials—	600.00	200.00	1,192.25		
Communication service:					
0500 Telegraph service—	70.00	60.00	69.85		
0510 Telephone service—	10.00	10.00	7.70		
05 Total communication service—	80.00	70.00	77.55		
06 Travel expenses—	10,000.00	3,500.00	10,372.81		
07 Transportation of things (service)—	700.00	300.00	705.55		
Printing and binding:					
0810 Lithographing, engraving, and engrossing—	100.00	50.00	79.85		
0820 Stenographic work, typewriting, and duplicating work, such as multigraphing, mimeographing (job work)—	25.00	25.00	47.50		
0830 Photographing and making photographs and prints (job work)—	300.00	75.00	262.50		
08 Total printing and binding—	425.00	150.00	389.85		
12 Repairs and alterations—			24.50		
13 Special and miscellaneous current expenses—	750.00	500.00	1,016.80		
Equipment:					
3010 Furniture, furnishings, and fixtures—	100.00	25.00	100.97		
3020 Educational, scientific, and recreational equipment—	900.00	100.00	425.46		
3040 Livestock—	1,000.00	300.00	1,000.00		
3050 Other equipment—	485.00	495.00	1,098.70		
30 Total equipment—	2,485.00	920.00	2,625.13		
Total—	60,000.00	50,000.00	62,160.89		

*Estimates of appropriations required for the service of the fiscal year ending June 30, 1928—Continued*

General object (title of appropriation), date of acts, references to Statutes at Large, or to Revised Statutes, and estimated amount required for each detailed object

Total amount to be appropriated under each head of appropriation

Amount appropriated for the fiscal year ending June 30, 1927

*General Expenses, Geological Survey—Continued.*

For gauging streams and determining the water supply of the United States, the investigations of underground currents and artesian wells, and the preparation of reports upon the best methods of utilizing the water resources, ~~["\$151,000"]~~ \$150,000, of which amount not to exceed ~~["\$61,000"]~~ \$73,000, may be expended for personal services in the District of Columbia, and of which \$25,000 may be used to test the existence of artesian and other underground water supplies suitable for irrigation in the arid and semiarid regions by boring wells (*acts Mar. 3, 1879, vol. 20, p. 394, sec. 1; May 10, 1926, vol. 44, p. 486-487*)

\$150,000.00

. \$151,000.00

	Estimated expenditures, 1928 appropriation	Estimated expenditures, 1927 appropriation	Expended and obligated, 1926
<b>Departmental service:</b>			
<b>Salaries—</b>			
<b>Professional and scientific service—</b>			
Grade 5, \$5,200 to \$6,000; average, \$5,600—			
Senior engineers (chief hydraulic engineer).....	Average— No. 1½ Salary \$5,400	Average— No. 1½ Salary \$5,300	Average— No. 1½ Salary \$5,200
Grade 4, \$3,800 to \$5,000; average, \$4,400—			
Engineers.....	3½ 4,100	3½ 4,050	3½ 4,039
Scientists.....	1½ 4,333	1½ 4,225	2½ 4,167
Grade 2, \$2,400 to \$3,000; average, \$2,700—			
Assistant engineers.....	2 2,550	2 2,450	1½ 2,439
Assistant scientists.....	2 2,682	1½ 2,616	2½ 2,534
Grade 1, \$1,800 to \$2,400; average, \$2,111.42—			
Junior engineers.....	2 2,060	2 1,980	1½ 2,050
<b>Clerical, administrative, and fiscal service—</b>			
Grade 10 \$3,300 to \$3,900; average, \$3,600—			
Editor.....			1 3,300
Grade 9, \$3,000 to \$3,600; average, \$3,300—			
Senior administrative assistant.....		1 3,000	
Grade 7, \$2,400 to \$3,000; average, \$2,700—			
Junior administrative assistant.....	½ 2,500	½ 2,400	
Grade 6, \$2,100 to \$2,700; average, \$2,400—			
Principal clerks.....			3 2,233
Grade 5, \$1,800 to \$2,400; average, \$2,111.42—			
Senior clerk.....	1 1,860	1 1,860	1½ 1,940
Grade 4, \$1,680 to \$2,040; average, \$1,860—			
Clerk-stenographers.....	2½ 1,900	2½ 1,860	1 1,710
Clerks.....			2½ 1,764
Grade 3, \$1,500 to \$1,860; average, \$1,680—			
Assistant clerk-stenographers.....	1½ 1,560	1½ 1,500	½ 1,500
Assistant clerk.....			½ 1,500
Grade 2, \$1,320 to \$1,680; average, \$1,500—			
Junior clerk-stenographer.....	1 1,380	½ 1,320	½ 1,320
Grade 1, \$1,140 to \$1,500; average, \$1,320—			
Underclerk.....			½ 1,140
<b>Custodial service—</b>			
Grade 3, \$1,020 to \$1,260; average, \$1,140—			
Laboratory helper.....	½ 1,020	½ 1,020	1 1,020
Total average number of employees, departmental service.....	20½	20½	21½
Total salaries, departmental service.....	56,706.00	57,699.00	63,107.33
The difference between 1928 and 1927 is due to—			
Decrease in force.....			\$2,087
Increase in salaries.....			1,094
Net decrease.....			993
<b>Field service:</b>			
<b>Salaries and wages—</b>			
Salary range, \$3,800 to \$5,000; average, \$4,400—			
Engineers.....	11½ 4,023	11½ 3,977	11½ 4,095
Salary range, \$3,000 to \$3,600; average, \$3,300—			
Associate engineers.....	6½ 3,319	6½ 3,242	6½ 3,159
Associate scientist.....	½ 3,200	½ 3,100	½ 3,000
Salary range, \$2,400 to \$3,000; average, \$2,700—			
Assistant engineers.....	5½ 2,600	5½ 2,583	5½ 2,427
Salary range, \$1,800 to \$2,400; average, \$2,111.42—			
Junior engineers.....	11 2,021	11 2,004	10½ 2,044
Senior clerk.....	½ 2,200	½ 2,100	½ 2,068
Salary range, \$1,680 to \$2,040; average, \$1,860—			
Clerk.....	½ 1,720	½ 1,680	½ 1,740
Salary range, \$1,500 to \$1,860; average, \$1,680—			
Junior clerks.....	5 1,664	5 1,594	6½ 1,579
Total average number of permanent employees.....	41½	41½	41½
Total salaries of permanent employees, field service.....	118,239.00	114,649.00	114,132.00
Total average number of temporary field assistants (locally employed).....	87	90	90
Total wages of temporary field assistants.....	5,000.00	8,000.00	8,377.79
Total average number of employees.....	128½	131½	131½
Total salaries and wages, field service.....	123,239.00	122,649.00	122,509.79
The difference between 1928 and 1927 is due to increase in salaries, \$3,580.			
01 Total personal services.....	179,935.00	180,348.00	185,617.12

## Estimates of appropriations required for the service of the fiscal year ending June 30, 1928—Continued

General object (title of appropriation), date of acts, references to Statutes at Large, or to Revised Statutes, and estimated amount required for each detailed object				Total amount to be appropriated under each head of appropriation	Amount appropriated for the fiscal year ending June 30, 1927
<i>General Expenses, Geological Survey—Continued.</i>					
	Estimated expenditures, 1928 appropriation	Estimated expenditures, 1927 appropriation	Expended and obligated, 1926		
Supplies and materials:					
0200 Stationery and office supplies.....	\$750.00	\$750.00	\$658.75		
0220 Scientific and educational supplies.....	250.00	250.00	300.36		
0280 Sundry supplies.....	1,000.00	1,000.00	1,018.83		
02 Total supplies and materials.....	2,000.00	2,000.00	1,977.94		
04 Subsistence and care of animals, and storage and care of vehicles.....	25.00	25.00	10.00		
Communication service:					
0500 Telegraph service.....	200.00	200.00	203.09		
0510 Telephone service.....	450.00	450.00	484.86		
0520 Other communication service.....	10.00	10.00	19.00		
05 Total communication service.....	660.00	660.00	706.95		
06 Travel expenses.....	20,630.00	21,742.00	24,759.23		
07 Transportation of things (service).....	1,500.00	1,500.00	1,994.05		
Printing and binding:					
0810 Lithographing, engraving, and engrossing.....	400.00	400.00	426.55		
0830 Photographing and making photographs and prints.....	750.00	750.00	935.48		
08 Total printing and binding.....	1,150.00	1,150.00	1,362.03		
11 Rents.....	1,000.00	1,000.00	1,032.00		
12 Repairs and alterations.....	400.00	375.00	425.16		
13 Special and miscellaneous current expenses.....	500.00	500.00	746.66		
Equipment:					
3000 Purchase of passenger-carrying vehicles.....	4,500.00	4,000.00	5,027.56		
3010 Furniture, furnishings, and fixtures.....	500.00	500.00	810.79		
3020 Educational, scientific, and recreational equipment.....	4,200.00	4,000.00	4,411.74		
3050 Other equipment.....	3,000.00	3,200.00	3,440.43		
30 Total equipment.....	12,200.00	11,700.00	13,690.52		
Total.....	220,000.00	221,000.00	232,321.66		
Less repayments.....	70,000.00	70,000.00	67,639.31		
Net total.....	150,000.00	151,000.00	164,682.35		

For the examination and classification of lands requisite to the determination of their suitability for enlarged homesteads, stock-raising homesteads, public watering places, and stock driveways, or other uses, as required by the public land laws, ~~[\$240,000]~~ \$225,000, of which amount not to exceed ~~[\$150,000]~~ \$130,000 may be expended for personal services in the District of Columbia (acts Dec. 26, 1916, vol. 39, p. 862, sec. 1; May 10, 1926, vol. 44, pp. 486-487).....

\$225,000.00

\$240,000.00

	Estimated expenditures, 1928 appropriation	Estimated expenditures, 1927 appropriation	Expended and obligated, 1926
Departmental service:			
Salaries—			
Professional and scientific service—			
Grade 5, \$5,200 to \$6,000; average, \$5,600—	<i>Average—</i>	<i>Average—</i>	<i>Average—</i>
Senior scientists.....	No. Salary	No. Salary	No. Salary
1 1/2 \$5,200	1 1/2 \$5,200	1 1/2 \$5,200	1 1/2 \$5,200
Senior engineers (chiefs of branch).....	1 1/2 5,467	1 1/2 5,331	1 1/2 5,200
Grade 4, \$3,800 to \$5,000; average, \$4,400—			
Attorney.....	1 4,600	1 3,900	1 3,800
Scientists.....	2 1/2 4,860	2 1/2 4,280	2 1/2 4,047
Engineers.....	6 1/2 4,086	6 1/2 4,000	6 1/2 3,963
Grade 3, \$3,000 to \$3,600; average, \$3,300—			
Associate scientists.....	10 1/2 3,136	10 1/2 3,036	4 1/2 3,057
Associate engineers.....	2 3,200	2 3,125	1 1/2 3,000
Grade 2, \$2,400 to \$3,000; average, \$2,700—			
Assistant scientists.....	3 1/2 2,625	3 1/2 2,625	10 1/2 2,690
Grade 1, \$1,860 to \$2,400; average, \$2,111.42—			
Junior scientist.....			1 1/2 1,920
Subprofessional service—			
Grade 8, \$2,400 to \$3,000; average, \$2,700—			
Chief engineering aid.....	1 2,500	1 2,500	1 1/2 2,400
Grade 6, \$1,860 to \$2,400; average, \$2,111.42—			
Senior engineering draftsmen.....	2 2,100	2 2,055	2 1,985
Grade 3, \$1,320 to \$1,680; average, \$1,500—			
Junior engineering draftsmen.....	4 1,515	4 1,500	4 1,449
Clerical, administrative, and fiscal service—			
Grade 8, \$2,700 to \$3,300; average, \$3,000—			
Administrative assistants.....			1 1/2 2,850
Grade 7, \$2,400 to \$3,000; average, \$2,700—			
Junior administrative assistants.....	1 1/2 2,500	1 1/2 2,450	1 1/2 2,440
Grade 5, \$1,860 to \$2,400; average, \$2,111.42—			
Senior clerks.....	2 2,100	2 2,100	2 1/2 2,006
Grade 4, \$1,680 to \$2,040; average, \$1,860—			
Clerks.....	5 1/2 1,820	5 1/2 1,810	5 1/2 1,976
Clerk-stenographers.....	4 1,800	4 1,755	2 1/2 1,824

*Estimates of appropriations required for the service of the fiscal year ending June 30, 1928—Continued*

General object (title of appropriation), date of acts, references to Statutes at Large, or to Revised Statutes, and estimated amount required for each detailed object				Total amount to be appropriated under each head of appropriation	Amount appropriated for the fiscal year ending June 30, 1927
<b>General Expenses, Geological Survey—Continued.</b>					
	Estimated expenditures, 1928 appropriation	Estimated expenditures, 1927 appropriation	Expended and obligated, 1926		
Departmental service—Continued.					
Salaries—Continued.					
Grade 3, \$1,500 to \$1,860; average, \$1,680—	Average—	Average—	Average—		
Assistant clerk-stenographers.....	No. Salary	No. Salary	No. Salary		
Assistant clerks.....	1½ \$1,560	1½ \$1,500	3½ \$1,620		
Grade 2, \$1,320 to \$1,680; average, \$1,500—					
Junior clerks.....	3 1,540	3 1,520	4½ 1,550		
Junior clerk-stenographers.....	3 1,460	3 1,400	1½ 1,375		
Grade 1, \$1,140 to \$1,500; average, \$1,320—					
Underclerk.....	1 1,260	1 1,260	1½ 1,519		
Custodial service—					
Grade 3, \$1,020 to \$1,260; average, \$1,140—					
Messenger.....	1 1,020	1 1,020	1½ 1,176		
Laboratory helper.....	1 1,020	1 1,020	1½ 1,020		
Total average of employees.....	55	55	62½		
Total salaries, departmental service.....	148,101.00	144,838.00	160,302.17		
The difference between 1928 and 1927 is due to increase in salaries, \$3,263.					
Field service:					
Salaries and wages—					
Salary range, \$3,800 to \$5,000; average, \$4,400—					
Engineers.....	2½ 3,933	2½ 3,933	2½ 3,978		
Salary range, \$3,000 to \$3,600; average, \$3,300—					
Associate engineers.....	2 3,050	2½ 3,003	3½ 3,060		
Associate scientists.....	1½ 3,100	1½ 3,000	1½ 3,000		
Salary range, \$2,400 to \$3,000; average, \$2,700—					
Assistant engineers.....	1½ 2,550	1½ 2,450	1½ 2,569		
Assistant scientists.....	1½ 2,550	1½ 2,450	1½ 2,400		
Salary range, \$1,860 to \$2,400; average, \$2,111.42—					
Junior engineers.....	1½ 1,884	1½ 1,860	1½ 1,860		
Junior scientists.....	1½ 1,860	1½ 1,860	1½ 1,860		
Salary range, \$1,500 to \$1,860; average, \$1,680—					
Assistant clerk-stenographer.....	1 1,500	1 1,500	1 1,500		
Total average number of employees.....	8	8½	10½		
Total salaries and wages, field service.....	24,149.00	25,357.00	32,039.83		
Total temporary field assistants (employed locally).....	13	25	25		
Total wages, temporary field assistants.....	60,000.00	11,000.00	9,764.88		
Total average number of employees.....	21	33½	35½		
Total salaries and wages, field service.....	30,149.00	36,357.00	41,804.71		
The difference between 1928 and 1927 is due to—					
Decrease in force.....	\$1,517				
Increase in salaries.....	309				
Net decrease.....	1,208				
01 Total personal services.....	178,250.00	181,195.00	202,106.88		
Supplies and materials:					
0200 Stationery and office supplies.....	300.00	300.00	326.37		
0220 Scientific and educational supplies.....	190.00	190.00	191.84		
0250 Sundry supplies.....	500.00	500.00	537.73		
02 Total supplies and materials.....	990.00	990.00	1,055.94		
04 Subsistence and care of animals and storage and care of vehicles (service).....	100.00	100.00	12.00		
Communication service:					
0500 Telegraph service.....	50.00	50.00	67.91		
0510 Telephone service.....	150.00	150.00	145.64		
0520 Other communication service.....			6.45		
05 Total communication service.....	200.00	200.00	220.00		
06 Travel expenses.....	28,540.00	33,595.00	33,792.42		
07 Transportation of things (service).....	5,000.00	6,000.00	6,486.34		
Printing and binding:					
0810 Lithographing, engraving, and engrossing.....	1,200.00	3,200.00	3,293.13		
0820 Stenographic work, typewriting, and duplicating work, etc. (job work).....			8.75		
0830 Photographing and making photographs and prints.....	500.00	1,500.00	1,584.33		
08 Total printing and binding.....	1,700.00	4,700.00	4,886.21		
12 Repairs and alterations.....	20.00	20.00	22.25		
13 Special and miscellaneous current expenses.....	2,700.00	5,700.00	5,794.61		
Equipment:					
3000 Purchase of passenger-carrying vehicles.....	2,500.00	2,500.00	3,785.00		
3010 Furniture, furnishings, and fixtures.....	900.00	900.00	918.54		
3020 Educational, scientific, and recreational equipment.....	1,500.00	1,500.00	1,528.61		
3040 Livestock.....	1,300.00	1,300.00	1,320.00		
3050 Other equipment.....	1,300.00	1,300.00	1,359.99		
30 Total equipment.....	7,500.00	7,500.00	8,910.14		
Total.....	225,000.00	240,000.00	263,285.79		
Less repayments.....			846.66		
Net total.....	225,000.00	240,000.00	262,439.13		

*Estimates of appropriations required for the service of the fiscal year ending June 30, 1928—Continued*

General object (title of appropriation), date of acts, references to Statutes at Large, or to Revised Statutes, and estimated amount required for each detailed object				Total amount to be appropriated under each head of appropriation	Amount appropriated for the fiscal year ending June 30, 1927
<b>General Expenses, Geological Survey—Continued.</b> For engraving and printing geologic and topographic maps (acts Aug. 4, 1886, vol. 24, p. 255, sec. 1; May 10, 1926, vol. 44, pp. 486-487)				\$93, 000. 00	\$97, 000. 00
	Estimated expenditures, 1928 appropriation	Estimated expenditures, 1927 appropriation	Expended and obligated, 1926		
Departmental service:					
Salaries—					
Professional and scientific service—					
Grade 4, \$3,800 to \$5,000; average, \$4,400—					
Cartographic engineers.....	Average— No. 2 Salary \$3,800	Average— No. 2 Salary \$3,800	Average— No. 2 Salary \$3,800		
Grade 3, \$3,000 to \$3,600; average, \$3,300—					
Associate cartographic engineers.....	2 3,000	2 3,000	1½ 3,000		
Subprofessional service—					
Grade 8, \$2,400 to \$3,000; average, \$2,700—					
Chief lithographers.....	12 2,558	12 2,500	10½ 2,552		
Grade 7, \$2,100 to \$2,700; average, \$2,400—					
Principal lithographers.....	7 2,300	7 2,228	5½ 2,235		
Grade 6, \$1,860 to \$2,400; average, \$2,111.42—					
Senior lithographers.....	20 1,930	20 1,890	14½ 1,865		
Grade 5, \$1,680 to \$2,040; average, \$1,860—					
Lithographers.....	5 1,788	5 1,728	9½ 1,705		
Grade 4, \$1,500 to \$1,860; average, \$1,680—					
Assistant lithographers.....	10 1,590	10 1,554	7½ 1,589		
Assistant laboratory mechanic.....	1 1,680	1 1,620	½ 1,620		
Grade 3, \$1,320 to \$1,680; average, \$1,500—					
Junior lithographers.....	2 1,410	2 1,380	1½ 1,341		
Grade 2, \$1,140 to \$1,500; average, \$1,320—					
Apprentice lithographers.....	8 1,252	7 1,208	8½ 1,220		
Grade 1, \$900 to \$1,260; average, \$1,080—					
Minor apprentice lithographers.....	16 975	16 915	11½ 985		
Clerical, administrative, and fiscal service—					
Grade 12, \$5,200 to \$6,000; average, \$5,600—					
Senior administrative officer (chief engraver).....	1 5,200	1 5,200	1 5,200		
Grade 9, \$3,000 to \$3,600; average, \$3,300—					
Senior administrative assistants.....	3 3,066	2½ 3,000	1½ 3,000		
Grade 8, \$2,700 to \$3,300; average, \$3,000—					
Administrative assistant.....			½ 2,800		
Grade 7, \$2,400 to \$3,000; average, \$2,700—					
Junior administrative assistant.....		½ 2,500	½ 2,450		
Chief photographer.....	1 2,500	1 2,400	½ 2,400		
Grade 6, \$2,100 to \$2,700; average, \$2,400—					
Principal clerk.....	1 2,500	½ 2,400			
Grade 5, \$1,860 to \$2,400; average, \$2,111.42—					
Senior clerks.....	3 1,980	½ 2,400	1½ 2,300		
Senior photographers.....		3 1,940	3½ 1,938		
Grade 4, \$1,680 to \$2,040; average, \$1,860—					
Clerk.....			1 1,680		
Grade 3, \$1,500 to \$1,860; average, \$1,680—					
Assistant clerks.....	3 1,620	2½ 1,580	3½ 1,565		
Assistant clerk-stenographer.....			½ 1,500		
Assistant photographer.....	1 1,620	1 1,560	½ 1,500		
Grade 2, \$1,320 to \$1,680; average, \$1,500—					
Junior stenographer.....		½ 1,320	½ 1,469		
Grade 1, \$1,140 to \$1,500; average, \$1,320—			½ 1,399		
Under photographer.....			½ 1,440		
Underclerks.....			3 1,220		
Custodial service—					
Grade 3, \$1,020 to \$1,260; average, \$1,140—					
Messenger.....			1 1,050		
01 Total average number of employees.....	98	97	93½		
Total salaries, departmental service.....	185,770.00	179,213.00	170,463.75		
The difference between 1928 and 1927 is due to—					
Increase in salaries.....	\$4,630				
Increase in force.....	1,927				
Total increase.....	6,557				
Supplies and materials:					
0200 Stationery and office supplies.....	21,000.00	28,000.00	34,545.54		
0280 Sundry supplies.....	3,300.00	5,600.00	6,778.04		
02 Total supplies and materials.....	24,300.00	33,600.00	41,323.58		
05 Communication service (telegraph).....			6.34		
06 Travel expenses.....	100.00	100.00	131.04		
07 Transportation of taings (service).....	50.00	50.00	63.37		
08 Printing and binding.....	50.00	50.00	80.00		
12 Repairs and alterations.....	500.00	700.00	1,014.85		
13 Special miscellaneous current expenses.....	1,100.00	1,500.00	2,189.89		
Equipment:					
3010 Furniture, furnishings, and fixtures.....	30.00	25.00	50.00		
3020 Educational, scientific, and recreational equipment.....	100.00	125.00	161.39		
3050 Other equipment.....	1,000.00	1,637.00	3,971.91		
30 Total equipment.....	1,130.00	1,787.00	4,183.30		
Total.....	213,000.00	217,000.00	219,486.12		
Less repayments.....	120,000.00	120,000.00	118,000.00		
Net total.....	93,000.00	97,000.00	101,486.12		



*Estimates of appropriations required for the service of the fiscal year ending June 30, 1928—Continued*

General object (title of appropriation), date of acts, references to Statutes at Large, or to Revised Statutes, and estimated amount required for each detailed object

Total amount to be appropriated under each head of appropriation

Amount appropriated for the fiscal year ending June 30, 1927

*General Expenses, Geological Survey—Continued.*For preparation of the illustrations of the Geological Survey (*acts Mar. 3, 1879, vol. 20, p. 394, sec. 1; May 10, 1926, vol. 44, pp. 486-487*)

\$24,580.00

\$25,580.00

	Estimated expenditures, 1928 appropriation	Estimated expenditures, 1927 appropriation	Expended and obligated, 1926
<b>Departmental service:</b>			
<b>Salaries—</b>			
Professional and scientific service—	<i>Average—</i>	<i>Average—</i>	<i>Average—</i>
Grade 3, \$3,000 to \$3,600; average, \$3,300—	No. 1 Salary \$3,000	No. 1 Salary \$3,000	No. 1 Salary \$3,000
Associate engineer (chief illustrator).....			
Subprofessional service—			
Grade 8, \$2,400 to \$3,000; average, \$2,700—			
Chief scientific illustrators.....	3 2,467	2½ 2,467	1½ 2,496
Grade 7, \$2,100 to \$2,700; average, \$2,400—			
Principal scientific illustrators.....	3 2,200	2 2,200	1 2,250
Grade 6, \$1,860 to \$2,400; average, \$2,111.42—			
Senior scientific illustrators.....	1 2,200	2½ 2,200	3 2,150
Grade 5, \$1,680 to \$2,040; average, \$1,860—			
Scientific illustrator.....	1 1,680	1 1,680	
Grade 4, \$1,500 to \$1,860; average, \$1,680—			
Assistant engineering draftsman.....	1 1,740	1 1,620	½ 1,740
Clerical, administrative, and fiscal service—			
Grade 3, \$1,500 to \$1,860; average, \$1,680—			
Assistant clerk-stenographer.....	1 1,560	1 1,560	1 1,560
<b>Total average number of employees.....</b>	<b>11</b>	<b>11</b>	<b>7½</b>
<b>Total salaries, departmental service.....</b>	<b>24,180.00</b>	<b>23,927.00</b>	<b>17,673.44</b>
The difference between 1928 and 1927 is due to—			
Decrease in force.....			
Increase in salaries.....	\$947		
Net decrease.....	120		
<b>Supplies and materials:</b>			
0200 Stationery and office supplies.....	25.00	50.00	26.18
0280 Sundry supplies.....	25.00	50.00	16.57
<b>02 Total supplies and materials.....</b>	<b>50.00</b>	<b>100.00</b>	<b>42.75</b>
<b>Printing and binding:</b>			
0810 Lithographing, engraving, and engrossing.....	200.00	300.00	103.19
0830 Photographing and making photographs and prints (job work).....	140.00	150.00	173.21
<b>08 Total printing and binding.....</b>	<b>340.00</b>	<b>450.00</b>	<b>276.40</b>
<b>13 Special and miscellaneous current expenses.....</b>	<b>10.00</b>	<b>23.00</b>	<b>2.98</b>
<b>Total expenditures.....</b>	<b>24,580.00</b>	<b>24,500.00</b>	<b>17,995.57</b>
<b>Reserve.....</b>		<b>1,080.00</b>	
<b>Total.....</b>	<b>24,580.00</b>	<b>25,580.00</b>	<b>17,995.57</b>

For the enforcement of the provision of the acts of October 20, 1914, October 2, 1917, February 25, 1920, and March 4, 1921, and other acts, relating to the mining and recovery of minerals on Indian and public lands and naval petroleum reserves; and for every other expense incident thereto, including supplies, equipment, expenses of travel and subsistence, the construction, maintenance, and repair of necessary camp buildings and appurtenances thereto, **[\$312,000]** \$308,000, of which amount not to exceed \$29,000 may be expended for personal services in the District of Columbia (*acts Mar. 3, 1925, vol. 43, p. 1172; May 10, 1926, vol. 44, pp. 486-487*)

308,000.00

312,000.00

	Estimated expenditures, 1928 appropriation	Estimated expenditures, 1927 appropriation	Expended and obligated, 1926
<b>Departmental service:</b>			
<b>Salaries—</b>			
Professional and scientific service—	<i>Average—</i>	<i>Average—</i>	<i>Average—</i>
Grade 5, \$5,200 to \$6,000; average, \$5,600—	No. 1 Salary \$5,200	No. 1 Salary \$5,200	No. 1½ Salary \$5,200
Senior engineers.....			
Grade 4, \$3,800 to \$5,000; average, \$4,400—			
Engineer.....	1 4,000	1 4,000	1 3,900
Grade 3, \$3,000 to \$3,600; average, \$3,300—			
Associate engineers.....	2 3,300	2 3,200	1½ 3,130
Grade 1, \$1,860 to \$2,400; average, \$2,111.42—			
Junior librarian.....			1 2,200
Subprofessional service—			
Grade 6, \$1,860 to \$2,400; average, \$2,111.42—			
Senior engineering draftsman.....	1 1,860	1 1,860	½ 1,860
Clerical, administrative, and fiscal service—			
Grade 9, \$3,000 to \$3,600; average, \$3,300—			
Accountant and auditor.....			1 3,600
Grade 7, \$2,400 to \$3,000; average, \$2,700—			
Junior administrative assistant.....			½ 2,800

*Estimates of appropriations required for the service of the fiscal year ending June 30, 1928—Continued*

General object (title of appropriation), date of acts, references to Statutes at Large, or to Revised Statutes, and estimated amount required for each detailed object				Total amount to be appropriated under each head of appropriation	Amount appropriated for the fiscal year ending June 30, 1927
<b>General Expenses, Geological Survey—Continued.</b>					
	Estimated expenditures, 1928 appropriation	Estimated expenditures, 1927 appropriation	Expended and obligated, 1926		
Departmental service—Continued.					
Salaries—Continued.					
Clerical, administrative, and fiscal service—Con.	Average—	Average—	Average—		
Grade 5, \$1,860 to \$2,400; average, \$2,111.42—	No. 2	No. 2	No. 1		
Senior clerks.....	2 \$2,060	2 \$2,030	1 \$2,150		
Grade 4, \$1,680 to \$2,040; average, \$1,860—					
Clerk.....	1 1,740		1 1,780		
Grade 3, \$1,500 to \$1,860; average, \$1,680—					
Assistant clerk-stenographers.....	3 1,700	4 1,640	4 1,600		
Grade 1, \$1,140 to \$1,500; average, \$1,320—					
Underclerk.....			1 1,260		
Custodial service—					
Grade 10, \$2,400 to \$3,000; average, \$2,700—					
Chief mechanical superintendent (chief of section).....			1 2,800		
Grade 4, \$1,140 to \$1,500; average, \$1,320—					
Undermechanics.....			2 1,230		
Grade 3, \$1,020 to \$1,260; average, \$1,140—					
Messenger.....			1 1,020		
Grade 2, \$900 to \$1,140; average, \$1,020—					
Junior laborer.....			1 900		
Grade 1, \$600 to \$780; average, \$690—					
Junior messenger.....			1 720		
Total average number of employees.....	11	11	16 1/2		
Total salaries, departmental service.....	28,620.00	28,080.00	38,915.17		
The difference between 1928 and 1927 is due to increase in salaries, \$540.					
Field service:					
Salaries and wages—					
Salary range, \$3,800 to \$5,000; average, \$4,400—					
Engineers.....	9 1/2 4,300	8 1/2 4,216	9 1/2 4,207		
Salary range, \$3,300 to \$3,900; average, \$3,600—					
Coal mining assistant.....	1 3,800	1 3,700	1 3,600		
Salary range, \$3,000 to \$3,600; average, \$3,300—					
Accountant and auditor.....	1 3,600	1 3,600			
Associate engineers.....	15 3,238	15 1/2 3,167	14 1/2 3,123		
Salary range, \$2,400 to \$3,000; average, \$2,700—					
Assistant engineers.....	14 2,543	13 1/2 2,498	10 1/2 2,400		
Accountant.....	1 2,700	1 2,700			
Salary range, \$2,100 to \$2,700; average, \$2,400—					
Assistant engineer.....			1 2,571		
Oil gaugers.....	4 2,500	4 2,400	3 1/2 2,396		
Principal clerk.....	1 2,200	1 2,100	1 1/2 2,268		
Salary range, \$1,860 to \$2,400; average, \$2,111.42—					
Junior engineers.....			2 1,932		
Senior engineering draftsmen.....	2 2,250	2 2,150	2 1,930		
Mechanic.....	1 2,300	1 2,200	1 1,935		
Clerks.....	2 1/2 2,022	2 1/2 1,968	1 1/2 1,930		
Salary range, \$1,680 to \$2,040; average, \$1,860—					
Clerks.....	7 1/2 1,788	7 1/2 1,728	3 1/2 1,748		
Salary range, \$1,500 to \$1,860; average, \$1,680—					
Assistant clerks.....	8 1/2 1,611	8 1/2 1,567	12 1/2 1,566		
Janitor.....	1 1,620	1 1,560	1 1,530		
Assistant draftsmen.....	1 1,650	1 1,600	1 1,560		
Salary range, \$1,320 to \$1,680; average, \$1,500—					
Junior clerks.....	2 1,530	2 1,460	2 1/2 1,535		
Laborers.....	1 1,500	1 1,440	1 1/2 1,463		
Laboratory assistant.....			1 1,320		
Salary range, \$1,140 to \$1,500; average, \$1,320—					
Underclerk.....	1 1,260	1 1,200	1 1,140		
Salary range, \$900 to \$1,140; average, \$1,020—					
Assistant janitor.....	1 960	1 960			
Total average number of permanent field employees.....	73 1/2	73 1/2	70 1/2		
Total salaries and wages, field service.....	193,953.00	188,625.00	175,612.15		
Deduct allowances for subsistence, lodging, etc.....	4,000.00	4,000.00	3,642.99		
Cash payment, salaries and wages.....	189,953.00	184,625.00	171,969.16		
The difference between 1928 and 1927 is due to increase in salaries.....	\$4,425				
Increase in force.....	903				
Total increase.....	5,328				
Total personal services.....	218,573.00	212,705.00	210,884.33		
Supplies and materials:					
0200 Stationery and office supplies.....	3,400.00	3,400.00	3,434.01		
0220 Scientific and educational supplies.....	50.00	50.00	48.90		
0290 Sundry supplies.....	700.00	700.00	714.08		
Total supplies and materials.....	4,150.00	4,150.00	4,196.99		
Communication service:					
0500 Telegraph service.....	700.00	700.00	698.97		
0510 Telephone service.....	1,500.00	1,500.00	1,562.02		
0520 Other communication service.....	100.00	100.00	30.65		
Total communication service.....	2,300.00	2,300.00	2,291.64		
Travel expenses.....	55,227.00	56,945.00	53,949.74		
Transportation of things (service).....	2,000.00	2,000.00	1,995.69		

*Estimates of appropriations required for the service of the fiscal year ending June 30, 1928—Continued*

General object (title of appropriation), date of acts, references to Statutes at Large, or to Revised Statutes, and estimated amount required for each detailed object				Total amount to be appropriated under each head of appropriation	Amount appropriated for the fiscal year ending June 30, 1927
<i>General Expenses, Geological Survey—Continued.</i>					
	Estimated expenditures, 1928 appropriation	Estimated expenditures, 1927 appropriation	Expended and obligated, 1926		
Printing and binding:					
0820 Stenographic work, typewriting, and duplicating work, such as multigraphing and mimeographing (job work)			\$13.29		
0830 Photographing and making photographs and prints	\$400.00	\$400.00	426.44		
08 Total printing and binding	400.00	400.00	439.73		
10 Furnishing of heat, light, power, water, and electricity (service)	1,000.00	1,000.00	1,003.18		
11 Rents	3,000.00	3,000.00	3,068.08		
12 Repairs and alterations	2,000.00	10,000.00	10,661.86		
13 Special and miscellaneous current expenses	1,300.00	1,300.00	1,360.25		
Equipment:					
3000 Purchase of passenger-carrying vehicles	10,000.00	9,000.00	19,928.10		
3010 Furniture, furnishings, and fixtures	4,800.00	5,000.00	4,828.95		
3020 Educational, scientific, and recreational equipment	1,200.00	1,200.00	1,190.57		
3050 Other equipment	2,050.00	3,000.00	1,059.11		
30 Total equipment	18,050.00	18,200.00	27,006.73		
Total	308,000.00	312,000.00	316,258.22		
<p><sup>1</sup> 1926 expenditures for enforcement of mineral leases; oil, gas, and oil-shale investigations and leasing and mining investigations in Alaska combined as appropriation items were combined in 1927 appropriation act.</p> <p>During the fiscal year [1927] 1928 the head of any department or independent establishment of the Government having funds available for scientific and technical investigations and requiring cooperative work by the Geological Survey on scientific and technical investigations within the scope of the functions of that bureau and which it is unable to perform within the limits of its appropriations may, with the approval of the Secretary of the Interior, transfer to the Geological Survey such sums as may be necessary to carry on such investigations. The Secretary of the Treasury shall transfer on the books of the Treasury Department any sums which may be authorized hereunder, and such amounts shall be placed to the credit of the Geological Survey for the performance of work for the department or establishment from which the transfer is made: <i>Provided</i>, That any sums transferred by any department or independent establishment of the Government to the Geological Survey for cooperative work in connection with this appropriation may be expended in the same manner as sums appropriated herein may be expended.</p> <p>[Hereafter, at the close of each fiscal year, the Director of the Geological Survey shall submit to the Secretary of the Interior a statement of all expenditures from this appropriation during the previous year for the benefit of any Indian tribe or allottee, in connection with the administration of the laws relating to the operation of oil, oil shale, and gas leases and to the mining of minerals other than oil, oil shale, and gas on Indian lands, and the Secretary of the Interior shall transmit the same annually to Congress on the first Monday in December with a report as to whether or not there are any funds available belonging to any beneficiary from which the Treasury might be reimbursed therefor.]</p> <p>In carrying on work involving cooperation with any State, Territory, or political subdivision thereof, the amounts received by the Geological Survey from any State, Territory, or political subdivision thereof shall be used to reimburse the appropriation from which the expense of such work is paid.</p>					
Total, United States Geological Survey				\$1,857,580.00	\$1,819,440.00

## Estimates of appropriations required for the service of the fiscal year ending June 30, 1928—Continued

General object (title of appropriation), date of acts, references to Statutes at Large, or to Revised Statutes, and estimated amount required for each detailed object

Total amount to be appropriated under each head of appropriation

Amount appropriated for the fiscal year ending June 30, 1927

**National Park Service—**  
For the Director of the National Park Service and other personal services in the District of Columbia in accordance with the classification act of 1923 (*acts Aug. 25, 1916, vol. 39, p. 585; May 10, 1926, vol. 44, p. 488*)

\$57, 100. 00

\$55, 680. 00

	Estimated expenditures, 1928 appropriation		Estimated expenditures, 1927 appropriation		Expended and obligated, 1926	
<b>Departmental service:</b>						
<b>Salaries—</b>						
Clerical, administrative, and fiscal service—	<i>Average—</i>		<i>Average—</i>		<i>Average—</i>	
Grade 13, \$6,000 to \$7,500; average, \$6,750—	<i>No.</i>	<i>Salary</i>	<i>No.</i>	<i>Salary</i>	<i>No.</i>	<i>Salary</i>
Executive officer (director).....	1	\$7,000	1	\$7,000	1	\$6,500
Grade 12, \$5,200 to \$6,000; average, \$5,600—						
Senior administrative officer (assistant director).....	1	5,200	1	5,200	1	5,200
Grade 11, \$3,800 to \$5,000; average, \$4,400—						
Administrative officer (assistant in operations and public relations).....	1	3,800	1	3,800	1	3,150
Assistant chief investigator.....						
Grade 9, \$3,000 to \$3,600; average, \$3,300—						
Senior administrative assistant (assistant in operations and public relations).....	1	3,000	1	3,300	1	2,850
Senior administrative assistant (chief clerk).....						
Grade 8, \$2,700 to \$3,300; average, \$3,000—						
Administrative assistant (chief clerk).....	1	2,700	1	3,000	1	2,550
Administrative assistant (accountant).....						
Grade 7, \$2,400 to \$3,000; average, \$2,700—						
Junior administrative assistant (accountant).....	1	2,500	1	2,700	1	2,550
Associate editor.....						
Grade 6, \$2,100 to \$2,700; average, \$2,400—						
Principal clerks.....	1	2,200	2	2,300	1	2,185
Principal clerk-stenographer.....	1	2,200	1	2,200	1	2,150
Grade 5, \$1,860 to \$2,400; average, \$2,100—						
Senior clerks.....	1	1,944	1	1,944	1	1,884
Senior clerk-stenographer.....	1	1,920	1	1,860	1	1,860
Grade 4, \$1,680 to \$2,040; average, \$1,860—						
Clerks.....	1	1,740	1	1,740	2	1,751
Clerk-stenographer.....	1	1,860	1	1,860	1	1,830
Grade 3, \$1,500 to \$1,860; average, \$1,680—						
Assistant clerk-stenographer.....	1	1,620	1	1,620	1	1,590
Senior stenographers.....	1	1,534	1	1,500		
Assistant clerks.....	2	1,500				
Grade 2, \$1,320 to \$1,680; average, \$1,500—						
Junior clerks.....	3	1,460	4	1,485	3	1,476
Junior clerk-stenographer.....	1	1,440	1	1,440	1	1,380
<b>Professional and scientific service—</b>						
Grade 3, \$3,000 to \$3,600; average, \$3,300—						
Associate attorney.....	1	3,100	1	3,000	1	3,000
Grade 2, \$2,400 to \$3,000; average, \$2,700—						
Assistant attorney.....					1	2,533
<b>Subprofessional service—</b>						
Grade 8, \$2,400 to \$3,000; average, \$2,700—						
Chief engineering draftsman.....	1	2,400	1	2,400		
Grade 7, \$2,100 to \$2,700; average, \$2,400—						
Principal engineering draftsman.....					1	2,250
Grade 4, \$1,560 to \$1,860; average, \$1,680—						
Assistant engineering draftsman.....	1	1,500			1	1,500
<b>Custodial service—</b>						
Grade 3, \$1,020 to \$1,200; average, \$1,140—						
Messenger.....	1	1,140	1	1,140	1	1,080
Total average number of employees.....	24		22		22	
Total salaries, departmental service.....		57, 100. 00		55, 680. 00		50, 998. 76
The difference between 1928 and 1927 is due to increase in force, \$1,420.						

**Crater Lake National Park—**

Crater Lake National Park, Oregon: For administration, protection, and maintenance, including not exceeding **[\$1,600]** \$1,000 for the purchase, maintenance, operation, and repair of motor-driven passenger-carrying vehicles for the use of the superintendent and employees in connection with general park work, **[\$33,360]** \$34,190; for construction of physical improvements, **[\$3,800]** \$23,700, of which not exceeding **[\$3,000]** \$5,200 shall be available for construction of two comfort stations; \$1,600 for **[a warehouse]** an employees' cabin, and \$2,600 for a barn; in all (*acts May 22, 1902, vol. 32, p. 202; May 10, 1926, vol. 44, p. 488*)

57, 890. 00

37, 160. 00

	Estimated expenditures, 1928 appropriation		Estimated expenditures, 1927 appropriation		Expended and obligated, 1926	
<b>Field service:</b>						
<b>Salaries and wages—</b>	<i>Average—</i>		<i>Average—</i>		<i>Average—</i>	
Salary range, \$3,300 to \$3,900; average, \$3,600—	<i>No.</i>	<i>Salary</i>	<i>No.</i>	<i>Salary</i>	<i>No.</i>	<i>Salary</i>
Superintendent.....	1	\$3,500	1	\$3,400	1	\$3,325
Salary range, \$1,860 to \$2,400; average, \$2,100—						
Clerk and special disbursing agent.....	1	2,100	1	2,040	1	1,860
Salary range, \$1,500 to \$1,860; average, \$1,680—						
Stenographer-typist.....	1	1,680	1	1,620	1	1,500

*Estimates of appropriations required for the service of the fiscal year ending June 30, 1928—Continued*

General object (title of appropriation), date of acts, references to Statutes at Large, or to Revised Statutes, and estimated amount required for each detailed object				Total amount to be appropriated under each head of appropriation	Amount appropriated for the fiscal year ending June 30, 1927
<i>Crater Lake National Park—Continued.</i>					
	Estimated expenditures, 1928 appropriation	Estimated expenditures, 1927 appropriation	Expended and obligated, 1926		
Field service—Continued.					
Salaries and wages—Continued.					
Salary range, \$1,680 to \$2,040; average, \$1,860—					
Ranger.....	Average— No. 1 Salary \$1,920	Average— No. 1 Salary \$1,860	Average— No. 1 Salary \$1,680		
Salary range, \$1,500 to \$1,860; average, \$1,680—					
Ranger-naturalist.....	1 1,680	1 1,680			
Salary range, \$1,140 to \$1,500; average, \$1,320—					
Rangers, temporary.....	2 1,500	1 1,500	2 1,500		
Total average number of employees.....	6 1/2	5 1/2	6		
Total salaries and wages, field service.....	12,480.00	11,700.00	11,365.00		
Deduct allowances for quarters.....	1,125.00	1,065.00	616.05		
Cash payment, salaries and wages.....	11,355.00	10,635.00	10,748.95		
The difference between 1928 and 1927 is due to—					
Increase in force.....	\$500				
Increase in salaries.....	280				
Total increase.....	780				
Miscellaneous and temporary labor.....	17,500.00	17,373.00	11,869.11		
Deduct other expenditures for personal services included in objects named below.....	28,855.00	28,008.00	22,618.06		
01 Total personal services.....	17,500.00	17,373.00	11,869.11		
Supplies and materials:					
0200 Stationery and office supplies.....	300.00	300.00	249.48		
0210 Medical supplies.....	60.00	60.00			
0230 Fuel.....	150.00	100.00	98.45		
0250 Forage and supplies for animals.....	100.00	100.00	98.10		
0280 Sundry supplies.....	255.00	255.00	97.73		
02 Total supplies and materials.....	865.00	815.00	543.76		
Communication service:					
0500 Telegraph service.....	125.00	125.00	101.66		
0510 Telephone service.....	100.00	100.00	100.05		
05 Total communication service.....	225.00	225.00	201.71		
06 Travel expense.....	500.00	500.00	496.55		
07 Transportation of things.....	300.00	300.00	251.61		
08 Lithographing, engraving, and engrossing.....	600.00	600.00	587.84		
11 Rents.....	100.00	100.00	89.20		
Repairs and alterations:					
1200 Buildings.....	1,800.00	1,600.00	2,999.52		
1201 Grounds and fences.....	500.00	400.00	199.90		
1210 Roads.....	9,230.00	9,465.00	8,411.71		
1211 Trails.....	500.00	420.00	419.09		
1213 Telephone lines.....	875.00	625.00	224.81		
1220 Water system.....	650.00	400.00	398.90		
1280 Machinery and equipment.....	1,500.00	1,500.00	1,805.26		
12 Total repairs and alterations.....	15,055.00	14,410.00	14,459.19		
Special and miscellaneous current expenses:					
1327 Contingencies.....	215.00	125.00	439.70		
1387 Operation passenger-carrying motor vehicles.....	1,000.00	600.00	399.16		
1388 Sanitation and garbage disposal.....	850.00	740.00	539.61		
1389 Wood cutting in camp grounds.....	730.00	640.00	438.98		
13 Total special and miscellaneous current expenses.....	2,795.00	2,105.00	1,817.45		
Equipment:					
3000 Passenger-carrying vehicles.....		1,000.00			
3010 Furniture, furnishings, and fixtures.....	570.00	570.00	347.16		
3020 Educational, scientific, and recreational equipment.....	175.00	125.00	123.75		
3050 Other equipment.....	1,650.00	1,600.00	1,603.88		
30 Total equipment.....	2,395.00	3,295.00	2,074.79		
Structures and parts:					
3211 Employees' cabin.....	1,600.00				
Barn, Government camp.....	2,600.00				
Comfort station at lake.....	3,000.00				
Comfort station at Government camp.....	2,200.00				
Warehouse, Government camp.....		3,000.00			
Lookout station, Mount Scott.....		800.00			
Garage.....			731.46		
3213 Extension of pumping plant, sewer system, and garbage disposal facilities in public camp grounds.....	14,300.00		3,862.75		
32 Total structures and parts.....	23,700.00	3,800.00	4,594.21		
Reserve.....		375.00			
Total.....	57,890.00	37,160.00	35,865.26		

*Estimates of appropriations required for the service of the fiscal year ending June 30, 1928—Continued*

General object (title of appropriation), date of acts, references to Statutes at Large, or to Revised Statutes, and estimated amount required for each detailed object	Total amount to be appropriated under each head of appropriation	Amount appropriated for the fiscal year ending June 30, 1927
--	--	--

*General Grant National Park—*

General Grant National Park, California: For administration, protection, and maintenance (*acts Oct. 1, 1880, vol. 26, p. 650; May 10, 1926, vol. 44, p. 488*)

\$13,650.00

\$12,300.00

	Estimated expenditures, 1928 appropriation	Estimated expenditures, 1927 appropriation	Expended and obligated, 1926
<i>Field service:</i>			
<i>Salaries and wages—</i>	<i>Average—</i>	<i>Average—</i>	<i>Average—</i>
Salary range, \$1,860 to \$2,400; average, \$2,100—	No. Salary	No. Salary	No. Salary
Chief ranger	1 \$2,220	1 \$2,160	1 \$2,100
Salary range, \$1,500 to \$1,860; average, \$1,680—			
Park rangers	1 1/2 1,800	1 1/2 1,740	1 1/2 1,680
Salary range, \$1,320 to \$1,680; average, \$1,500—			
Park rangers	1 1/2 1,530	1 1/2 1,500	1 1/2 1,500
Total average number of employees	3 1/2	3 1/2	2 1/2
Total salaries and wages, field service	7,110.00	5,915.00	5,090.00
Deduct allowances for quarters	765.00	645.00	570.00
Cash payment, salaries and wages	6,345.00	5,270.00	4,520.00
The difference between 1928 and 1927 is due to—			
Increase in force..... \$900			
Increase in salaries..... 175			
Total increase..... 1,075			
Miscellaneous and temporary labor	9,000.00	4,000.00	3,582.89
	15,345.00	9,270.00	8,102.89
Deduct other expenditures for personal services included in objects named below	8,845.00	3,915.00	3,275.74
01 Total personal services	6,500.00	5,455.00	4,827.15
<i>Supplies and materials:</i>			
0200 Stationery and office supplies	30.00	30.00	34.60
0230 Fuel	180.00	180.00	266.16
0250 Forage and other supplies for animals	100.00	100.00	80.00
0280 Sundry supplies	140.00	180.00	107.24
02 Total supplies and materials	450.00	490.00	488.00
<i>Communication service:</i>			
0500 Telegraph service	20.00	20.00	
0510 Telephone service	20.00	20.00	
05 Total communication service	40.00	40.00	
06 Travel expenses	200.00	150.00	124.03
07 Transportation of things	75.00	75.00	24.39
11 Rents			55.00
<i>Repairs and alterations:</i>			
1200 Buildings, fences, and grounds	710.00	500.00	709.91
1210 Roads	1,075.00	1,040.00	990.18
1211 Trails	150.00	100.00	75.20
1213 Telephone system	100.00	100.00	95.96
1280 Machinery and equipment	650.00	650.00	724.37
12 Total repairs and alterations	2,685.00	2,390.00	2,595.62
<i>Special and miscellaneous current expenses:</i>			
1327 Contingencies	100.00	75.00	
1388 Sanitation and garbage disposal and care of camp grounds	3,000.00	2,960.00	3,332.08
13 Total special and miscellaneous current expenses	3,100.00	3,035.00	3,332.08
30 Equipment	600.00	540.00	540.10
Reserve		125.00	
Total	13,650.00	12,300.00	11,986.37

*Glacier National Park—*

Glacier National Park, Montana: For administration, protection, and maintenance, including necessary repairs to the roads from Glacier Park Station through the Blackfeet Indian Reservation to various points in the boundary line of the Glacier National Park and the international boundary, including not exceeding [\$2,200] \$2,900 for the purchase, maintenance, operation, and repair of horse-drawn and motor-driven passenger-carrying vehicles for the use of the superintendent and employees in connection with general park work, [\$147,945] \$149,700; for construction of physical improvements, [\$19,800] \$13,600, including not exceeding [\$11,800] \$4,500 for the construction of buildings, of which not exceeding [\$3,000] \$2,500 shall be available for a ranger station and \$4,000 for a duplex cottage; residence for the chief clerk; in all (*acts May 11, 1910, vol. 36, p. 354; May 10, 1926, vol. 44, p. 488*)

163,300.00

167,745.00

*Estimates of appropriations required for the service of the fiscal year ending June 30, 1928—Continued*

General object (title of appropriation), date of acts, references to Statutes at Large, or to Revised Statutes, and estimated amount required for each detailed object				Total amount to be appropriated under each head of appropriation	Amount appropriated for the fiscal year ending June 30, 1927
<b>Glacier National Park—Continued.</b>					
	Estimated expenditures, 1928 appropriation	Estimated expenditures, 1927 appropriation	Expended and obligated, 1926		
Field service:					
Salaries and wages—	Average—	Average—	Average—		
Salary range, \$3,800 to \$5,000; average, \$4,400—	No. Salary	No. Salary	No. Salary		
Landscape engineer.....	1 3,700	1 3,700	1 3,650		
Salary range, \$3,300 to \$3,900; average, \$3,600—					
Superintendent.....	1 3,300	1 3,300	1 3,300		
Salary range, \$3,000 to \$3,600; average, \$3,300—					
Resident engineer.....	1 3,000	1 3,000	1 3,000		
Chief park naturalist.....	1 3,000	1 3,000	1 3,000		
Assistant landscape engineer.....					
Salary range, \$2,400 to \$3,000; average, \$2,700—					
Assistant engineer.....			1 3,100		
Assistant landscape engineer.....			1 2,400		
Assistant superintendent.....	1 2,600	1 2,600	1 2,658		
Chief ranger.....	1 2,600	1 2,600	1 2,600		
Salary range, \$2,100 to \$2,700; average, \$2,400—					
Chief clerk.....	1 2,350	1 2,300	1 2,300		
Salary range, \$1,800 to \$2,400; average, \$2,100—					
First assistant chief rangers.....	2 2,200	2 2,175	2 2,102		
Mechanic.....	1 2,040	1 2,040	1 2,100		
Salary range, \$1,860 to \$2,040; average, \$1,860—					
General foreman.....	1 1,980	1 1,980	1 1,980		
Carpenter.....	1 1,950	1 1,920	1 1,890		
Salary range, \$1,500 to \$1,860; average, \$1,680—					
Stenographer-typist.....	1 1,740	1 1,710	1 1,740		
Park rangers.....	17 1,685	17 1,673	16 1,680		
Clerk.....	1 1,770	1 1,740	1 1,680		
Auto mechanic's helper.....	1 1,740	1 1,740	1 1,740		
Clerk-typist.....	1 1,770	1 1,740			
Salary range, \$1,320 to \$1,680; average, \$1,500—					
Clerk-typist.....	1 1,530	1 1,560	2 1,545		
Hostler and teamster.....	1 1,560	1 1,560	1 1,530		
Foreman of laborers.....	1 1,590	1 1,560	1 1,500		
Total average number of employees.....	34 1/2	34 1/2	29 1/2		
Total salaries and wages, field service.....	67,003.00	66,483.00	56,172.25		
Deduct allowances for quarters.....	6,495.00	6,495.00	5,716.66		
Cash payment, salaries and wages.....	60,508.00	59,988.00	50,455.59		
The difference between 1928 and 1927 is due to increase in salaries, \$530.....					
Miscellaneous and temporary labor.....	70,000.00	69,000.00	50,252.13		
Deduct other expenditures for personal services included in objects named below.....	130,508.00	128,988.00	100,707.72		
81 Total personal services.....	49,350.00	48,830.00	44,141.26		
Supplies and materials:					
0200 Stationery and office supplies.....	500.00	515.00	532.05		
0210 Medical and hospital supplies.....	80.00	80.00	6.03		
0220 Scientific and educational supplies.....	50.00	25.00	15.29		
0230 Fuel.....	2,500.00	2,300.00	2,965.93		
0250 Forage and other supplies for animals.....	1,500.00	1,000.00	1,855.10		
0260 Provisions.....	500.00	500.00	582.18		
0270 Powder, explosives, etc.....		25.00	22.22		
0280 Sundry supplies.....	750.00	750.00	855.51		
0290 Materials.....	75.00	750.00	244.79		
02 Total supplies and materials.....	5,955.00	5,945.00	7,079.10		
03 Subsistence and support of persons.....	100.00	175.00	119.63		
04 Subsistence and care of animals.....	150.00	150.00	136.14		
Communication service:					
0500 Telegraph service.....	100.00	100.00	111.32		
0510 Telephone service.....	25.00	25.00	14.71		
05 Total communication service.....	125.00	125.00	126.03		
06 Travel expense.....	1,500.00	1,500.00	2,197.87		
07 Transportation of things.....	1,200.00	1,200.00	1,223.61		
08 Lithographing, engraving, and engrossing.....	100.00	120.00	51.00		
10 Furnishing heat, light, power, water, etc.....	250.00	200.00	163.61		
11 Rents.....	400.00	400.00	307.25		
Repairs and alterations:					
1200 Buildings.....	4,000.00	4,000.00	6,919.62		
1201 Grounds.....	1,000.00		1,396.79		
1210 Roads, east side.....	22,500.00	22,500.00	20,929.99		
Roads, west side.....	15,000.00	15,000.00	11,960.82		
1211 Trails.....	12,000.00	12,000.00	15,648.63		
1213 Telephone system.....	4,000.00	4,000.00	2,906.41		
1220 Water, light, and sanitation.....	2,000.00	2,000.00	2,430.64		
1280 Equipment and machinery.....	5,500.00	4,000.00	1,448.85		
Passenger vehicles.....	1,200.00	1,000.00	1,140.02		
1290 Miscellaneous.....	500.00	500.00	1,216.62		
12 Total repairs and alterations.....	67,700.00	65,000.00	66,028.39		

## Estimates of appropriations required for the service of the fiscal year ending June 30, 1928—Continued

General object (title of appropriation), date of acts, references to Statutes at Large, or to Revised Statutes, and estimated amount required for each detailed object				Total amount to be appropriated under each head of appropriation	Amount appropriated for the fiscal year ending June 30, 1927
<b>Glacier National Park—Continued.</b>					
	Estimated expenditures, 1928 appropriation	Estimated expenditures, 1927 appropriation	Expended and obligated, 1926		
Special and miscellaneous current expenses:					
1327 Contingencies.....	\$500.00				
1380 Museum and information service.....	100.00		\$116.06		
Fish and game propagation.....	1,200.00	\$1,000.00	3,347.40		
Mosquito control.....			35.70		
Predatory animal control.....	50.00		32.32		
Operation of passenger vehicles.....	1,000.00	1,200.00	955.42		
Sanitation and garbage disposal.....	2,500.00	2,000.00	3,098.86		
Cutting wood for camp grounds.....	500.00	1,000.00	72.50		
Surveys.....	1,500.00	1,100.00	219.82		
Fire prevention.....	200.00		316.25		
Ranch operations (hay meadows).....	200.00				
Operation of sawmill.....	2,000.00	2,400.00			
Fighting forest fires.....			404.40		
13 Total special and miscellaneous current expenses.....	9,750.00	8,700.00	8,598.73		
Equipment:					
3000 Passenger-carrying vehicles.....	700.00		1,155.03		
3010 Furniture, furnishings, and fixtures.....	1,000.00	1,200.00	1,494.19		
3020 Scientific and educational.....	420.00		94.53		
3050 Other equipment.....	11,000.00	11,000.00	16,265.05		
30 Total equipment.....	13,120.00	12,200.00	19,008.80		
Structures and parts:					
3211 Ranger station.....		3,000.00	2,213.24		
Barns and sheds for above.....		600.00	494.23		
Duplex apartments.....		4,000.00			
Snowshoe cabins \$400 to \$600.....		1,200.00	998.46		
Bunk house at park headquarters.....		1,500.00			
Mess house at park headquarters.....		1,500.00			
Residence for chief clerk at headquarters.....	2,500.00				
Completion of Belly River ranger station.....	700.00				
Addition to garage at Glacier Park station.....			1,499.97		
Garage at headquarters.....			3,999.32		
Concrete washing floor, drainage and cesspool for garage at headquarters.....	500.00				
Equipment shed.....	1,000.00				
Ice house at Glacier Park administration site.....	300.00				
3212 Telephone lines.....		2,000.00	1,993.62		
2 gasoline storage tanks, at \$800 each.....	1,600.00				
Fence at Glacier Park administration site.....	500.00				
3226 Camp grounds.....	6,000.00	5,000.00	9,999.69		
Miscellaneous improvements, fences, corrals, etc.....	500.00	1,000.00	2,498.16		
32 Total structures and parts.....	13,600.00	19,800.00	23,696.69		
Reserve.....		3,400.00			
Total.....	163,300.00	167,745.00	172,888.11		

## Grand Canyon National Park—

Grand Canyon National Park, Arizona: For administration, protection, and maintenance, including not exceeding [\$2,000] \$1,200 for the purchase, maintenance, operation, and repair of motor-driven passenger-carrying vehicles for the use of the superintendent and employees in connection with general park work, [\$103,500] \$110,760; for construction of physical improvements, [\$28,500] \$18,000, including not exceeding [\$15,500] \$5,000 for the construction of buildings, of which not exceeding [\$3,000] \$1,800 shall be available for a [duplex cottage for employees, and \$5,000 for a warehouse] caretaker's cabin at sewage purification plant; in all (acts Feb. 26, 1919, vol. 40, p. 1175; May 10, 1926, vol. 44, p. 488)-----

\$128,760.00

\$132,000.00

	Estimated expenditures, 1928 appropriation	Estimated expenditures, 1927 appropriation	Expended and obligated, 1926
Field service:			
Salaries and wages—			
Salary range, \$3,800 to \$5,000; average, \$4,400—			
Superintendent.....	Average— No. 1 Salary \$4,400	Average— No. 1 Salary \$4,400	Average— No. 1 Salary \$4,200
Landscape engineer.....	★ 3,800	★ 3,800	
Salary range, \$3,000 to \$3,600; average, \$3,300—			
Landscape engineer.....			★ 3,000
Assistant landscape engineer.....	★ 3,000	★ 3,000	
Salary range, \$2,700 to \$3,300; average, \$3,000—			
Engineer.....	1 3,300	1 3,300	1 3,100
Salary range, \$2,400 to \$3,000; average, \$2,700—			
Assistant landscape engineer.....			★ 2,500
Assistant superintendent and special disbursing agent.....	1 2,700	1 2,700	1 2,650
Salary range, \$2,100 to \$2,700; average, \$2,400—			
Chief ranger.....	1 2,400	1 2,400	1 2,350



*Estimates of appropriations required for the service of the fiscal year ending June 30, 1928—Continued*

General object (title of appropriation), date of acts, references to Statutes at Large, or to Revised Statutes, and estimated amount required for each detailed object				Total amount to be appropriated under each head of appropriation	Amount appropriated for the fiscal year ending June 30, 1927
<b>Grand Canyon National Park—Continued.</b>					
	Estimated expenditures, 1928 appropriation	Estimated expenditures, 1927 appropriation	Expended and obligated, 1926		
Field service—Continued.					
Salaries and wages—Continued.					
Salary range, \$1,860 to \$2,400; average, \$2,130—	Average—	Average—	Average—		
Assistant chief ranger	No. Salary	No. Salary	No. Salary		
Salary range, \$1,680 to \$2,040; average, \$1,860—	1 2,100	1 2,100	1 2,100		
Clerk, accounting	1 1,980	1 1,980	1 1,950		
Clerk, purchasing	1 1,920	1 1,920	1 1,890		
Salary range, \$1,500 to \$1,680; average, \$1,680—					
Clerk, general	1 1,680	1 1,680	1 1,680		
Levelman	1 1,680	1 1,680	1 1,680		
Rangers	2 1,680	2 1,680	2 1,680		
Ranger	1 1,500	1 1,500	1 1,500		
Salary range, \$1,320 to \$1,680; average, \$1,500—					
Rangers	5 1,620	5 1,620	5 1,620		
Ranger	1 1,440	1 1,440	1 1,440		
Clerk-stenographer	1 1,500	1 1,500	1 1,500		
Total average number of employees	18 1/2	16 1/2	16 1/2		
Total salaries and wages, field service	38,330.00	35,390.00	33,993.66		
Deduct allowances for quarters	3,410.00	3,140.00	3,140.00		
Cash payment, salaries and wages	34,920.00	32,250.00	30,853.66		
The difference between 1928 and 1927 is due to increase in force, \$2,670.					
Miscellaneous and temporary labor	60,000.00	62,000.00	71,075.31		
Deduct other expenditures for personal services included in objects named below	60,000.00	62,000.00	71,075.31		
01 Total personal services	34,920.00	32,250.00	30,853.66		
Supplies and materials:					
0200 Stationery and office supplies	400.00	400.00	477.40		
0210 Medical supplies	100.00	50.00	49.61		
0230 Fuel	3,500.00	3,000.00	2,453.56		
0250 Forage	2,500.00	2,500.00	644.80		
0260 Provisions	250.00	360.00	52.21		
0280 Sundry supplies	620.00	670.00	552.24		
0290 Materials	400.00	400.00	87.47		
Supplies and materials purchased in excess of issues			11,591.87		
02 Total supplies and materials	7,770.00	7,380.00	15,909.16		
03 Subsistence and support of persons	60.00	100.00	47.43		
04 Subsistence and care of animals	50.00	50.00	25.88		
Communication service:					
0500 Telegraph service	250.00	250.00	132.71		
0510 Telephone service	50.00	50.00	23.85		
0521 Postal service	10.00	10.00	3.00		
05 Total communication service	310.00	310.00	158.56		
06 Travel expenses	1,500.00	1,500.00	1,380.45		
07 Transportation of things	500.00	500.00	666.42		
10 Furnishing of heat, light, and water	3,600.00	3,600.00	4,280.82		
11 Rents	100.00	100.00	75.00		
Repairs and alterations:					
1200 Buildings	4,000.00	3,500.00	3,465.15		
1201 Grounds, including camp grounds	1,000.00	1,000.00	1,046.13		
1210 Roads, south rim	17,000.00	17,000.00	14,896.31		
Roads, north rim	4,000.00	4,000.00	2,724.71		
1211 Trails	10,500.00	9,800.00	8,200.12		
1213 Telephone lines	1,000.00	1,000.00	1,383.04		
1220 Water and sewer systems		1,000.00	713.24		
Maintenance and repair of sewage, purification plant and trunk lines	1,000.00				
Maintenance of comfort station and lateral sewage system in village camp grounds	700.00				
Maintenance water supply system in village and camp grounds	500.00				
1250 Fences	300.00	300.00			
1260 Machinery and equipment	5,550.00	4,990.00	3,526.45		
12 Total, repairs and alterations	45,850.00	42,690.00	35,955.15		
Special and miscellaneous current expenses:					
1327 Contingencies	300.00		298.29		
1383 Fish and game propagation	500.00	300.00	298.89		
1386 Predatory animal control	300.00	300.00	136.40		
1387 Operation passenger vehicles	600.00	600.00	661.06		
1388 Sanitation and garbage removal		2,200.00	1,265.20		
Operation sewage purification plant	2,000.00				
Operation garbage incinerator	500.00				
Collecting and hauling garbage to incinerator and manure disposal	1,700.00				
1389 Wood for camp grounds	500.00	500.00	498.90		
1390 Water for campers on camp grounds	500.00	500.00			
1397 Maps, plans, and surveys	400.00	400.00	893.73		
13 Total special and miscellaneous current expenses	7,300.00	4,800.00	4,052.47		

## Estimates of appropriations required for the service of the fiscal year ending June 30, 1928—Continued

General object (title of appropriation), date of acts, references to Statutes at Large, or to Revised Statutes, and estimated amount required for each detailed object				Total amount to be appropriated under each head of appropriation	Amount appropriated for the fiscal year ending June 30, 1927
<b>Grand Canyon National Park—Continued.</b>					
	Estimated expenditures, 1928 appropriation	Estimated expenditures, 1927 appropriation	Expended and obligated, 1926		
Equipment:					
3000 Passenger-carrying vehicles		\$1,100.00	\$565.66		
3010 Furniture, furnishings, and fixtures	\$500.00	500.00	462.46		
3020 Educational and scientific	300.00	300.00	7.80		
3040 Livestock		500.00	983.18		
3050 Other equipment	8,000.00	7,000.00	5,722.55		
30 Total equipment	8,800.00	9,400.00	7,741.65		
Structures and parts:					
3211 Blacksmith shop	1,000.00				
Cabin at sewage plant	1,800.00				
Small garage at this station	200.00				
Cabin for caretaker, Desert View	1,000.00				
Rest house at Tipp Off	1,000.00				
Duplex cottage at headquarters		3,000.00			
Warehouse at headquarters		5,000.00			
Halfway house		1,500.00			
Barn and storehouse for this station		1,500.00			
2 cabins for trail crews, at \$1,500 each		3,000.00			
Powder magazine		1,500.00			
Ranger station, north rim			1,552.88		
Barn for above station			905.26		
Storehouse, north rim			1,301.73		
Machinery shed, north rim			912.00		
3 snowshoe cabins			682.77		
Ranger station, Desert View			1,491.64		
Barn for above station			495.72		
3212 Telephone lines			3,195.44		
3213 Water and sewer systems		10,000.00	71,903.43		
Water development at sewage plant for domestic and laboratory use and at incinerator	1,500.00				
Water development at Desert View camp	3,000.00				
Water lines and fire plugs at headquarters	1,000.00				
Sewage mains for park service residence, administrative and utility areas	1,000.00				
3223 Camp grounds	6,500.00	2,500.00	4,690.48		
Water for camp ground			300.00		
Cleaning up Indian Gardens			1,000.00		
32 Total structures and parts	18,000.00	28,000.00	88,431.35		
Reserve		1,320.00			
Total	128,760.00	132,000.00	189,579.00		

<sup>1</sup> \$913 transferred from Grand Canyon to Sequoia National Park.

**Hawaii National Park—**

Hawaii National Park: For administration, protection, maintenance, and improvement, including not exceeding \$600 for the maintenance, operation, and repair of motor-driven passenger-carrying vehicles for the use of the superintendent and employees in connection with general park work, and including not exceeding \$4,500 for the construction of buildings [of which not exceeding \$4,000 shall be available for a residence for the superintendent, \$18,000] (acts Aug. 1, 1916, vol. 39, p. 432; May 10, 1926, vol. 44, p. 488)

\$18,250.00

\$18,000.00

	Estimated expenditures, 1928 appropriation	Estimated expenditures, 1927 appropriation	Expended and obligated, 1926
Field service:			
Salaries and wages—	Average—	Average—	Average—
Salary range, \$3,300 to \$3,900; average, \$3,600—	No. Salary	No. Salary	No. Salary
Superintendent	1 \$3,900		
Salary range, \$3,000 to \$3,600; average, \$3,300—			
Superintendent		1 \$3,400	1 \$3,050
Salary range, \$1,500 to \$1,860; average, \$1,680—			
Chief ranger	1 1,500	1 1,500	
Salary range, \$1,140 to \$1,500; average, \$1,320—			
Clerk, accounting	$\frac{1}{2}$ 1,200	$\frac{1}{2}$ 1,200	
Clerk	1 1,140	1 1,140	$\frac{1}{2}$ 1,140
Rangers	2 1,140	2 1,140	$\frac{1}{2}$ 1,140
Salary range, \$1,020 to \$1,260; average, \$1,140—			
Ranger	$\frac{1}{2}$ 1,080		
Total average number of employees	5 $\frac{1}{2}$	5 $\frac{1}{2}$	2 $\frac{1}{2}$
Total salaries and wages, field service	9,870.00	8,820.00	4,674.49
Deduct allowances for quarters	300.00	300.00	
Cash payment, salaries and wages	9,570.00	8,520.00	4,674.49
The difference between 1928 and 1927 is due to—			
Increase in force	\$550		
Increase in salaries	500		
Total increase	1,050		
Miscellaneous and temporary labor	4,000.00	4,000.00	4,708.20
	13,570.00	12,520.00	9,382.69
Deduct other expenditures for personal services included in objects named below	4,000.00	4,000.00	3,105.11
01 Total personal services	9,570.00	8,520.00	6,277.58

*Estimates of appropriations required for the service of the fiscal year ending June 30, 1928—Continued*

General object (title of appropriation), date of acts, references to Statutes at Large, or to Revised Statutes, and estimated amount required for each detailed object

Total amount to be appropriated under each head of appropriation

Amount appropriated for the fiscal year ending June 30, 1927

*Hawaii National Park—Continued.*

	Estimated expenditures, 1928 appropriation	Estimated expenditures, 1927 appropriation	Expended and obligated, 1926
Supplies and materials:			
0200 Stationery and office supplies.....	\$150.00	\$150.00	\$158.35
0230 Fuel and light.....	120.00	120.00	60.00
0280 Sundry supplies.....	100.00	100.00	61.41
02 Total supplies and materials.....	370.00	370.00	277.76
Communication service:			
0500 Telegraph service.....	90.00	90.00	38.84
0510 Telephone service.....	100.00	100.00	101.40
05 Total communication service.....	190.00	190.00	140.24
06 Travel expense.....	500.00	500.00	329.65
07 Transportation of things.....	75.00	75.00	89.11
Repairs and alterations:			
1200 Buildings.....	350.00	200.00	337.46
1210 Roads.....	1,100.00	1,000.00	1,188.45
1211 Trails.....	550.00	500.00	694.02
1280 Machinery and equipment.....	450.00	400.00	320.30
1290 Crater rim safety.....	300.00	300.00	446.93
12 Total repairs and alterations.....	2,750.00	2,400.00	2,987.16
Special and miscellaneous current expenses:			
1327 Contingencies.....	180.00		
1387 Operation of passenger vehicles.....	250.00	250.00	176.77
13 Total special and miscellaneous current expenses.....	430.00	250.00	176.77
Equipment:			
3010 Furniture, furnishings, and fixtures.....	115.00	115.00	20.25
3050 Other equipment.....	750.00	400.00	535.25
30 Total equipment.....	865.00	515.00	555.50
Structures and parts:			
3211 Ranger cottage.....	1,500.00		1,486.76
Superintendent's residence.....		4,000.00	
Laborers' quarters.....	1,000.00		
Toilets and shelters.....	500.00		197.87
Garage and tool house.....		500.00	
Tool house.....			267.75
3213 Water tanks.....	500.00	500.00	353.80
3217 Trail railings.....			209.59
32 Total structures and parts.....	3,500.00	5,000.00	2,515.77
Reserve.....		180.00	
Total.....	18,250.00	18,000.00	13,349.54

*Hot Springs National Park—*

Hot Springs National Park, Arkansas: For administration, protection, maintenance, and improvement, including not exceeding \$1,500 for the purchase, maintenance, operation, and repair of motor-driven passenger-carrying vehicles for the use of the superintendent and employees in connection with general park work, including not exceeding **[\$1,350]** \$1,000 for the construction of buildings; in all (*acts Apr. 20, 1832, vol. 4, p. 505; May 10, 1926, vol. 44, p. 488*)

\$69,800.00

\$71,000.00

	Estimated expenditures, 1928 appropriation	Estimated expenditures, 1927 appropriation	Expended and obligated, 1926
Field service:			
Salaries and wages—			
Salary range, \$3,800 to \$5,000; average, \$4,400—			
Landscape engineer.....	Average— No. 1 Salary \$3,800	Average— No. 1 Salary \$3,800	Average— No. 1 Salary \$3,800
Salary range, \$3,000 to \$3,600; average, \$3,300—			
Landscape engineer.....	1 3,000	1 3,000	1 3,000
Assistant landscape engineer.....			1 2,400
Salary range, \$2,400 to \$3,000; average, \$2,700—			
Assistant landscape engineer.....			1 2,400
Salary range, \$2,100 to \$2,700; average, \$2,400—			
Chief clerk.....	1 2,400	1 2,400	1 2,400
Assistant engineer.....			1 2,400
Salary range, \$1,800 to \$2,400; average, \$2,100—			
Special agent.....	1 2,100	1 2,100	1 2,100
Senior medical technician.....			1 1,800
Salary range, \$1,680 to \$2,400; average, \$1,800—			
Foreman.....	1 1,830	1 1,800	1 1,770
Manager of free bathhouse.....	1 1,680	1 1,680	1 1,680
Clerk-stenographer.....	1 1,740	1 1,680	1 1,680
Chief policeman.....	1 1,680	1 1,680	1 1,680

*Estimates of appropriations required for the service of the fiscal year ending June 30, 1928—Continued*

General object (title of appropriation), date of acts, references to Statutes at Large, or to Revised Statutes, and estimated amount required for each detailed object				Total amount to be appropriated under each head of appropriation	Amount appropriated for the fiscal year ending June 30, 1927
<b>Hot Springs National Park—Continued.</b>					
	Estimated expenditures, 1928 appropriation	Estimated expenditures, 1927 appropriation	Expended and obligated, 1926		
Field service—Continued.					
Salaries and wages—Continued.					
Salary range, \$1,500 to \$1,860; average, \$1,680—	Average—	Average—	Average—		
	No. Salary	No. Salary	No. Salary		
Policemen.....	2 \$1,560	2 \$1,560	2 \$1,530		
Engineer.....	1 1,560	1 1,530	1 1,500		
Clerk.....	1 1,560	1 1,530	1 1,500		
Salary range, \$1,320 to \$1,680; average, \$1,500—					
Policemen.....	4 1,335	4 1,328	4 1,320		
Skilled laborer.....	1 1,410	1 1,380	1 1,350		
Salary range, \$1,140 to \$1,500; average, \$1,320—					
Assistant foreman.....	1 1,230	1 1,200	1 1,170		
Automobile mechanic.....	1 1,200	1 1,170	1 1,140		
General mechanic.....	1 1,200	1 1,140			
Gardeners.....	2 1,110	2 1,110			
Salary range, \$1,080 to \$1,260; average, \$1,140—					
Laborers.....	8 1,106	8 1,095	11 1,093		
Salary range, \$900 to \$1,140; average, \$1,020—					
Laborers.....	4 1,005	4 998	4 960		
Bath attendants.....	4 975	4 975	4 960		
Salary range, \$780 to \$1,020; average, \$900—					
Bath attendants.....	3 877	3 877	3 860		
Total average number of employees.....	39 1/2	39 1/2	40 1/2		
Total salaries and wages, field service.....	50,605.00	50,155.00	51,321.24		
Deduct allowances for quarters.....	220.00	220.00	220.00		
Cash payment, salaries and wages.....	50,385.00	49,935.00	51,101.24		
The difference between 1928 and 1927 is due to increase in salaries, \$450.					
Deduct other expenditures for personal services included in objects named below.....	27,900.00	27,600.00	28,664.01		
01 Total personal services.....	22,485.00	22,335.00	22,437.23		
Supplies and materials:					
0200 Stationery and office supplies.....	200.00	200.00	248.04		
0230 Fuel.....	500.00	500.00	402.17		
0250 Forage and other supplies for animals.....			36.10		
0280 Sundry supplies.....	350.00	350.00	278.08		
02 Total supplies and materials.....	1,050.00	1,050.00	964.39		
Communication service:					
0500 Telegraph service.....	35.00	35.00	17.96		
0510 Telephone service.....	115.00	115.00	111.60		
05 Total communication service.....	150.00	150.00	129.56		
06 Travel expense.....	600.00	600.00	506.87		
07 Transportation of things.....			21.14		
08 Lithographing, engraving, and engrossing.....			20.00		
10 Furnishing of heat, electricity, and water.....	2,950.00	2,950.00	2,710.49		
Repairs and alterations:					
1200 Buildings.....	3,000.00	3,000.00	5,404.40		
1201 Grounds.....	8,600.00	9,200.00	8,353.42		
1210 Roads.....	1,800.00	1,800.00	1,572.74		
1211 Trails.....	600.00	600.00	487.93		
1212 Electric system.....	300.00	300.00	672.54		
1220 Water system.....	500.00	700.00	305.85		
1250 Commemorative and decorative structures, etc.....	200.00	200.00	96.89		
1280 Machinery and equipment.....	1,500.00	1,500.00	1,537.07		
12 Total repairs and alterations.....	16,500.00	17,300.00	18,430.84		
Special and miscellaneous current expenses:					
1327 Contingencies.....	720.00				
1387 Operation of passenger-carrying vehicles.....	250.00	250.00	316.57		
1776 Operation of free bathhouse and clinic.....	19,500.00	20,300.00	20,341.95		
1778 Operation of public camp grounds.....	2,045.00	2,030.00	1,853.77		
13 Total special and miscellaneous current expenses.....	22,515.00	22,580.00	22,492.29		
Equipment:					
3000 Passenger-carrying motor vehicles.....	1,000.00				
3010 Furniture, furnishings, and fixtures.....	300.00	500.00	188.14		
3050 Other equipment.....	750.00	750.00	942.52		
30 Total equipment.....	2,050.00	1,250.00	1,130.66		
Structures and parts:					
3211 Community hall, kitchen, and laundry.....			593.72		
Comfort station.....	1,000.00	1,000.00			
Shelter houses.....		350.00			
3212 Trails.....		475.00			
3213 Sewer connection.....			100.00		
3217 Drinking fountain.....		250.00			
3220 Lawn-sprinkling system.....	500.00				
32 Total structures and parts.....	1,500.00	2,075.00	693.72		
Reserve.....		710.00			
Total.....	69,800.00	71,000.00	69,537.19		

*Estimates of appropriations required for the service of the fiscal year ending June 30, 1928—Continued*

General object (title of appropriation), date of acts, references to Statutes at Large, or to Revised Statutes, and estimated amount required for each detailed object	Total amount to be appropriated under each head of appropriation		Amount appropriated for the fiscal year ending June 30, 1927
<b>Lafayette National Park—</b> Lafayette National Park, Maine: For administration, protection, maintenance, and improvement, including not exceeding <del>[\$800]</del> \$1,500 for the purchase, maintenance, operation, and repair of motor-driven passenger-carrying vehicles for the use of the superintendent and employees in connection with general park work (acts Feb. 28, 1919, vol. 40, p. 1178; May 10, 1926, vol. 44, p. 488) -----	\$37, 940. 00		\$34, 000. 00
	Estimated expenditures, 1928 appropriation	Estimated expenditures, 1927 appropriation	Expended and obligated, 1926
Field service:			
Salaries and wages—	Average—	Average—	Average—
Salary range, \$2,400 to \$3,000; average, \$2,700—	No. Salary	No. Salary	No. Salary
Superintendent .....	1 2,400	1 2,400	1 2,400
Salary range, \$1,680 to \$2,040; average, \$1,860—			
Assistant superintendent .....	1 1,740	1 1,680	1 1,680
Chief ranger .....	1 1,740	1 1,680	1 1,680
Mechanic .....	1 1,800		
Salary range, \$1,500 to \$1,860; average, \$1,680—			
Clerks .....	2 1,560	2 1,500	1 1,500
Rangers .....	3 1,560	3 1,500	3 1,500
Salary range, \$1,320 to \$1,680; average, \$1,500—			
Ranger .....	1 1,320		
Salary range, \$1,140 to \$1,500; average, \$1,320—			
Clerk .....	1 1,200		
Storekeeper .....	1 1,200		
Salary range, \$600 to \$780; average, \$690—			
Boat engineer .....	1 600		
Total average number of employees .....	12 1/4	8	7 1/4
Total salaries and wages, field service .....	19,200.00	13,260.00	12,247.50
The difference between 1928 and 1927 is due to—			
Increase in force .....	\$5,520		
Increase in salaries .....	420		
Total increase .....	5,940		
Miscellaneous and temporary labor .....	11,820.00	15,381.00	11,668.48
Deduct expenditures for personal services included in objects named below .....	31,020.00	28,641.00	23,945.98
	13,910.00	13,871.00	8,050.40
01 Total personal services .....	17,110.00	14,770.00	15,895.58
Supplies and materials:			
0200 Stationery and office supplies .....	300.00	300.00	260.77
0230 Fuel .....	500.00	485.00	412.30
0280 Sundry supplies .....	200.00	200.00	34.64
0290 Materials .....	250.00	235.00	423.20
02 Total supplies and materials .....	1,250.00	1,220.00	1,130.91
Communication service:			
0500 Telegraph service .....	45.00	45.00	5.96
0510 Telephone service .....	135.00	135.00	143.75
05 Total communication service .....	180.00	180.00	149.71
06 Travel expenses .....	800.00	800.00	1,220.89
07 Transportation of things .....	150.00	60.00	11.96
10 Lights and water .....	100.00	100.00	68.08
11 Rent .....	1,330.00	1,330.00	1,455.00
Repairs and alterations:			
1200 Buildings .....	500.00	200.00	195.45
1201 Grounds .....	1,200.00	1,000.00	1,158.55
1210 Roads .....	2,500.00	2,000.00	1,980.30
1211 Trails .....	2,200.00	2,000.00	967.80
1280 Machinery and equipment .....	2,500.00	2,300.00	2,219.20
12 Total repairs and alterations .....	8,900.00	7,500.00	6,522.30
Special and miscellaneous current expenses:			
1327 Contingencies .....	120.00		
1387 Operation of passenger vehicles .....	500.00	500.00	539.45
1721 Operation of boat .....	200.00	200.00	462.16
13 Total special and miscellaneous current expenses .....	820.00	700.00	1,001.61
Equipment:			
3000 Passenger-carrying vehicles .....	900.00		
3050 Other equipment .....	300.00		
30 Total equipment .....	1,200.00	1,500.00	2,042.83
31 Lands and interest in land .....			3.20
Structures and parts:			
3211 Ranger quarters .....			1,520.21
3213 Footpaths .....	1,000.00	1,000.00	
3216 Piers and wharves .....	600.00		
3223 Auto camp grounds .....	4,000.00	4,000.00	1,277.75
3230 Forestry and reforestation .....	500.00	500.00	1,336.63
32 Total structures and parts .....	6,100.00	5,500.00	4,134.59
Reserve .....		340.00	
Total .....	37,940.00	34,000.00	33,636.66

## Estimates of appropriations required for the service of the fiscal year ending June 30, 1928—Continued

General object (title of appropriation), date of acts, references to Statutes at Large, or to Revised Statutes, and estimated amount required for each detailed object				Total amount to be appropriated under each head of appropriation	Amount appropriated for the fiscal year ending June 30, 1927
<b>Lassen Volcanic National Park—</b>					
Lassen Volcanic National Park, California: For administration, protection, and maintenance, [including not exceeding \$1,400 for the purchase, maintenance, operation, and repair of motor-driven passenger-carrying vehicles for the use of the superintendent and employees in connection with general park work, \$11,200] \$14,125; for construction of physical improvements, \$1,500, which shall be available for the construction of buildings; in all (acts Aug. 9, 1916, vol. 39, p. 442; May 10, 1926, vol. 44, p. 488)				\$15, 625. 00	\$12, 700. 00
	Estimated expenditures, 1928 appropriation	Estimated expenditures, 1927 appropriation	Expended and obligated, 1926		
Field service:					
Salaries and wages—	Average—	Average—	Average—		
Salary range, \$1,860 to \$2,400; average, \$2,100—	No. 1½ Salary \$2, 100	No. 1½ Salary \$2, 100	No. 1½ Salary \$2, 100		
Rangers	1 1,860	1 1,860			
Salary range, \$1,680 to \$2,040; average, \$1,860—					
Ranger	1 1,500				
Salary range, \$1,500 to \$1,860; average, \$1,680—					
Clerk	1 1,500				
Total average number of employees	2½	1½	1½		
Total salaries and wages, field service	5, 410	3, 420	2, 625		
Deduct allowances for quarters, etc.	140	100			
Cash payment, salaries and wages	5, 270	3, 320	2, 625		
The difference between 1928 and 1927 is due to increase in force, \$1,950.					
Miscellaneous and temporary labor	2, 500	2, 000	1, 535		
	7, 770	5, 320	4, 160		
Deduct other expenditures for personal services included in objects named below	2, 500	2, 000	1, 535		
01 Total personal services	5, 270	3, 320	2, 625		
Supplies and materials:					
0200 Stationery and office supplies	150. 00	150. 00	20. 00		
0230 Fuel	200. 00	200. 00	215. 50		
0250 Forage	200. 00	200. 00	197. 72		
0280 Sundry supplies	250. 00	250. 00	254. 96		
02 Total supplies and materials	800. 00	800. 00	688. 18		
Communication service:					
0500 Telegraph service	50. 00	50. 00	8. 12		
0510 Telephone service	30. 00	30. 00			
0520 Other communication service	10. 00	10. 00			
05 Total communication service	90. 00	90. 00	8. 12		
06 Travel expenses	360. 00	360. 00	185. 25		
07 Transportation of things	500. 00	500. 00	79. 23		
08 Lithographing, engraving, and engrossing	50. 00	50. 00			
11 Rents	500. 00	500. 00	325. 10		
Repairs and alterations:					
1200 Buildings	200. 00	200. 00			
1201 Camp grounds	200. 00	200. 00	100. 00		
1210 Roads	1, 800. 00	1, 000. 00	497. 50		
1211 Trails	700. 00	500. 00	1, 379. 35		
1280 Machinery and equipment	550. 00	550. 00	99. 68		
12 Total repairs and alterations	3, 450. 00	2, 450. 00	2, 078. 53		
Special and miscellaneous current expenses:					
1327 Contingencies	105. 00		255. 42		
1397 Plans, maps, and surveys	500. 00	500. 00	195. 00		
13 Total special and miscellaneous current expenses	605. 00	500. 00	450. 42		
Equipment:					
3010 Furniture, furnishings, and fixtures	500. 00	500. 00	370. 39		
3050 Other equipment	2, 000. 00	2, 000. 00	1, 474. 89		
30 Total equipment	2, 500. 00	2, 500. 00	1, 845. 28		
Structures and parts:					
3211 Ranger cabins	1, 000. 00	1, 000. 00	999. 95		
Barns for above	500. 00	500. 00	500. 00		
32 Total structures and parts	1, 500. 00	1, 500. 00	1, 499. 95		
Reserve		130. 00			
Total	15, 625. 00	12, 700. 00	9, 783. 06		

## Estimates of appropriations required for the service of the fiscal year ending June 30, 1928—Continued

General object (title of appropriation), date of acts, references to Statutes at Large, or to Revised Statutes, and estimated amount required for each detailed object	Total amount to be appropriated under each head of appropriation		Amount appropriated for the fiscal year ending June 30, 1927
<b>Mesa Verde National Park—</b>			
Mesa Verde National Park, Colorado: For administration, protection, and maintenance, including not exceeding \$1,200 for the purchase, maintenance, operation, and repair of horse-drawn and motor-driven passenger-carrying vehicles for the use of the superintendent and employees in connection with general park work, <b>[\$39,550] \$41,800</b> ; for construction of physical improvements, <b>[\$32,750] \$8,950</b> , including not exceeding <b>[\$12,000] \$3,950</b> for the construction of buildings, [of which \$2,500 shall be available for a community house, and \$7,500 for the Aileen Nusbaum Hospital and equipment thereof, and including not exceeding] <b>\$3,500 for an electric light plant, and \$1,500 for the construction of a telephone line from the park boundary to Mancos, Colorado [\$20,000 for increased water supply]; in all (acts June 29, 1906, vol. 34, p. 616; May 10, 1926, vol. 44, p. 489) -</b>			
	\$50, 750. 00		\$72, 300. 00
	Estimated expenditures, 1928 appropriation	Estimated expenditures, 1927 appropriation	Expended and obligated, 1926
Field service:			
Salaries and wages—	Average—	Average—	Average—
Salary range, \$3,000 to \$3,600; average, \$3,300—	No. 1 Salary \$3, 600	No. 1 Salary \$3, 500	No. 1 Salary \$3, 350
Superintendent.....	1 2, 200	1 2, 100	1 2, 085
Salary range, \$1,860 to \$2,400; average, \$2,100—			
Chief clerk, special disbursing agent.....	1 2, 040	1 2, 040	1 2, 085
Chief ranger.....	1 1, 680	1 1, 680	1 1, 680
Salary range, \$1,500 to \$1,860; average, \$1,680—			
Ranger.....	1 1, 680	1 1, 680	1 1, 680
Clerk (stenographer-typist).....	1 1, 680	1 1, 680	1 1, 680
Clerk (property storekeeper).....	1 1, 680	1 1, 680	1 1, 565
Ranger.....	1 1, 620	1 1, 620	1 1, 565
Salary range, \$1,140 to \$1,500; average, \$1,320—			
Rangers.....	1 1, 380	1 1, 380	1 1, 380
Museum assistant.....	1 1, 380	1 1, 380	1 1, 380
Clerk (typist-information).....	1 1, 380	1 1, 380	1 1, 380
Total average number of employees.....	8 1/2	7 1/2	7
Total salaries and wages, field service.....	16, 525. 00	14, 450. 00	12, 968. 41
Deduct allowances for quarters.....	1, 470. 00	1, 280. 00	1, 185. 00
Cash payment, salaries and wages.....	15, 055. 00	13, 170. 00	11, 803. 41
The difference between 1928 and 1927 is due to—			
Increase in force..... \$1, 685			
Increase in salary..... 200			
Total increase..... 1, 885			
Miscellaneous and temporary labor.....	25, 000. 00	20, 000. 00	14, 147. 47
Deduct other expenditures for personal services included in objects named below.....	40, 055. 00	33, 170. 00	25, 950. 88
01 Total personal services.....	25, 000. 00	20, 000. 00	14, 968. 68
01 Total personal services.....	15, 055. 00	13, 170. 00	10, 982. 20
Supplies and materials:			
0200 Stationery and office supplies.....	295. 00	230. 00	247. 21
0210 Medical and hospital supplies.....	100. 00	100. 00	23. 66
0220 Scientific and recreational.....	150. 00	150. 00	115. 14
0230 Fuel.....	350. 00	350. 00	252. 15
0250 Forage and other supplies for animals.....	400. 00	400. 00	406. 19
0260 Provisions.....	110. 00	90. 00	55. 00
0280 Sundry supplies.....	350. 00	350. 00	106. 24
0290 Materials.....			89. 62
02 Total supplies and materials.....	1, 755. 00	1, 670. 00	1, 295. 21
Communication service:			
0500 Telegraph service.....	100. 00	100. 00	87. 99
0510 Telephone service.....	160. 00	160. 00	160. 40
0520 Other communication service.....	10. 00	5. 00	7. 40
05 Total communication service.....	270. 00	265. 00	255. 79
06 Travel expense.....	650. 00	650. 00	485. 18
07 Transportation of things.....	300. 00	300. 00	123. 00
11 Rents.....	300. 00	300. 00	300. 00
Repairs and alterations:			
1200 Buildings and fences.....	1, 500. 00	1, 500. 00	1, 485. 13
1201 Grounds.....	750. 00	600. 00	422. 32
1210 Roads.....	7, 000. 00	7, 000. 00	9, 422. 18
1211 Trails.....	600. 00	600. 00	244. 54
1212 Electric system.....	350. 00	250. 00	240. 30
1213 Telephone system.....	500. 00	500. 00	233. 84
1220 Water system.....	400. 00	400. 00	412. 84
1280 Machinery and equipment.....	3, 000. 00	2, 750. 00	3, 438. 59
12 Total repairs and alterations.....	14, 100. 00	13, 600. 00	15, 899. 74
Special and miscellaneous current expenses:			
1327 Contingencies.....	500. 00		
1382 Museum and information service.....	750. 00	750. 00	611. 00
1387 Operation passenger vehicles.....	450. 00	450. 00	348. 40
1388 Sanitation of public camp grounds.....	670. 00	670. 00	473. 86
1389 Cutting wood for public camp grounds.....	250. 00	250. 00	497. 60
1680 Archaeological work.....	1, 500. 00	1, 500. 00	647. 18
13 Total special and miscellaneous current expenses.....	4, 120. 00	3, 620. 00	2, 578. 04

## Estimates of appropriations required for the service of the fiscal year ending June 30, 1928—Continued

General object (title of appropriation), date of acts, references to Statutes at Large, or to Revised Statutes, and estimated amount required for each detailed object				Total amount to be appropriated under each head of appropriation	Amount appropriated for the fiscal year ending June 30, 1927
<b>Mesa Verde National Park—Continued.</b>					
	Estimated expenditures, 1928 appropriation	Estimated expenditures, 1927 appropriation	Expended and obligated, 1926		
Equipment:					
3000 Passenger-carrying vehicle.....			\$1,000.00		
3010 Furniture, furnishings, and fixtures.....	\$1,000.00	\$1,000.00	938.20		
3020 Educational, scientific, and recreational.....	1,000.00	1,000.00	795.80		
3040 Livestock.....			212.55		
3050 Other equipment.....	3,250.00	3,250.00	2,298.21		
30 Total equipment.....	5,250.00	5,250.00	5,244.76		
Structures and parts:					
3211 Electric-light plant.....	3,500.00				
Six-room addition to bunkhouse.....	1,200.00				
Addition to administration building.....	750.00				
Ranger patrol station and water development, Rock Springs.....	1,000.00				
Toilet buildings at camp grounds.....	1,000.00		1,191.92		
Aileen Nusbaum Hospital.....		7,500.00			
Ranger cottage at Spruce Tree Camp.....		1,500.00			
Community house at Spruce Tree camp.....		2,800.00			
Moving log cabin to camp grounds.....		500.00			
Shed for machinery and equipment.....			997.30		
Hogan and Pueblo structure for Indians.....			748.21		
3212 Telephone line.....	1,500.00				
Enlargement of camp grounds.....		750.00			
3213 Water system.....		20,000.00	2,495.62		
32 Total structures and parts.....	8,950.00	32,750.00	5,433.05		
Reserve.....		725.00			
Total.....	50,750.00	72,300.00	42,596.97		
<b>Mount McKinley National Park—</b>					
Mount McKinley National Park, Alaska: For administration, protection, and improvement ( <i>acts Feb. 26, 1917, vol. 39, p. 938; May 10, 1926, vol. 44, p. 489</i> ).....				\$22,000.00	\$18,700.00
	Estimated expenditures, 1928 appropriation	Estimated expenditures, 1927 appropriation	Expended and obligated, 1928		
Field service:					
Salaries and wages—	Average—	Average—	Average—		
Salary range, \$3,300 to \$3,900; average, \$3,600—	No. Salary	No. Salary	No. Salary		
Superintendent.....	1 \$3,900	1 \$3,900	1 \$3,900		
Salary range, \$2,400 to \$3,000; average, \$2,700—					
Chief ranger.....	1 2,600	1 2,600			
Salary range, \$2,100 to \$2,700; average, \$2,400—					
Clerk.....	1 2,700	1 2,600	1 2,600		
Salary range, \$1,680 to \$2,040; average, \$1,860—					
Rangers.....	3 2,000	2 1,980	2 1,980		
No salary range—					
Ranger.....	1 12	1 12	1 12		
Total average number of employees.....	7	6	5 1/2		
Total salaries and wages, field service.....	15,212.00	13,072.00	10,703.00		
Deduct allowance for quarters.....	1,240.00	1,060.00	875.00		
Cash payment, salaries and wages.....	13,972.00	12,012.00	9,827.00		
The difference between 1928 and 1927 is due to—					
Increase in force.....	\$1,800				
Increase in salaries.....	160				
Total increase.....	1,960				
Miscellaneous and temporary labor.....	1,000.00	800.00			
	14,972.00	12,812.00	9,827.00		
Deduct other expenditures for personal services included in objects named below.....	1,000.00	800.00			
01 Total personal services.....	13,972.00	12,012.00	9,827.00		
Supplies and materials:					
0200 Stationery and office supplies.....	100.00	100.00	50.00		
0210 Medical supplies.....	50.00	50.00			
0230 Fuel.....	438.00	388.00	437.42		
0250 Forage and supplies for animals.....	2,300.00	1,750.00	2,021.29		
0280 Sundry supplies.....	200.00	200.00	88.08		
0290 Materials.....	75.00	100.00	68.17		
02 Total supplies and materials.....	3,163.00	2,588.00	2,654.96		
05 Communication service.....	500.00	100.00	108.40		
06 Travel expense.....	600.00	550.00	174.50		
07 Transportation of things.....	925.00	500.00	304.06		
Repairs and alterations:					
1200 Buildings.....	700.00	700.00	150.63		
1201 Grounds and fences.....	200.00	200.00			
1280 Machinery and equipment.....	200.00	200.00	51.90		
12 Total repairs and alterations.....	1,100.00	1,100.00	202.53		



## Estimates of appropriations required for the service of the fiscal year ending June 30, 1928—Continued

General object (title of appropriation), date of acts, references to Statutes at Large, or to Revised Statutes, and estimated amount required for each detailed object				Total amount to be appropriated under each head of appropriation	Amount appropriated for the fiscal year ending June 30, 1927
<b>Mount McKinley National Park—Continued.</b>					
	Estimated expenditures, 1928 appropriation	Estimated expenditures, 1927 appropriation	Expended and obligated, 1926		
Special and miscellaneous current expenses:					
1327 Contingencies.....	\$90.00				
1388 Sanitation and garbage disposal.....	300.00	\$300.00			
1389 Wood cutting.....	150.00	150.00			
13 Total special and miscellaneous current expenses.....	540.00	450.00			
Equipment:					
3010 Furniture, furnishings, and fixtures.....	300.00	300.00	\$73.40		
3040 Livestock.....	300.00	300.00			
3050 Other equipment.....	600.00	600.00	231.01		
30 Total equipment.....	1,200.00	1,200.00	304.41		
Reserve.....		200.00			
Total.....	22,000.00	18,700.00	13,573.86		
<b>Mount Rainier National Park—</b>					
Mount Rainier National Park, Washington: For administration, protection, and maintenance, including not exceeding \$1,600 for the purchase, maintenance, operation, and repair of motor-driven passenger-carrying vehicles for the use of the superintendent and employees in connection with general park work [ <del>\$85,300</del> ] <del>\$88,500</del> ; for construction of physical improvements, [ <del>\$25,700</del> ] <del>\$21,500</del> , [including not exceeding \$18,500 for the construction of buildings,] of which not exceeding [ <del>\$10,000</del> ] <del>\$8,000</del> shall be available for a community building, [ <del>\$3,000</del> for a ranger station, \$2,000 for an employees' cottage, and \$2,000 for an equipment shed] <del>\$8,000</del> for three employees' cottages, at \$2,000 each, and <del>\$2,500</del> for a repair and machine shop; in all (acts Mar. 2, 1899, vol. 30, p. 993; May 10, 1926, vol. 44, p. 489) -----				\$108,000.00	\$111,000.00
	Estimated expenditures, 1928 appropriation	Estimated expenditures, 1927 appropriation	Expended and obligated, 1926		
Field service:					
Salaries and wages—					
Salary range, \$3,300 to \$3,900; average, \$3,600—	Average—	Average—	Average—		
Superintendent.....	No. 1 Salary \$3,700	No. 1 Salary \$3,700	No. 1 Salary \$3,625		
Salary range, \$3,000 to \$3,600; average, \$3,300—					
Engineers.....	1 3,300	1 3,300	1 3,254		
Chief park naturalist.....	1 3,000	1 3,000	1 3,000		
Salary range, \$2,400 to \$3,000; average, \$2,700—					
Assistant superintendent.....	1 2,800	1 2,700	1 2,633		
Salary range, \$2,100 to \$2,700; average, \$2,400—					
Chief ranger.....	1 2,300	1 2,300	1 2,283		
General foreman.....	1 2,400	1 2,400	1 2,333		
Salary range, \$1,800 to \$2,400; average, \$2,100—					
Assistant chief ranger.....	1 2,040	1 2,040	1 2,004		
Naturalist.....	1 2,160	1 2,100	1 2,088		
Salary range, \$1,500 to \$1,800; average, \$1,680—					
Clerks.....	3 1,760	3 1,760	1 1,670		
Warehouseman.....	1 1,800	1 1,800	1 1,782		
Rangers.....	6 1,695	6 1,675	4 1,628		
Salary range, \$1,320 to \$1,680; average, \$1,500—					
Clerk.....	1 1,500	1 1,500	1 1,320		
Rangers.....	5 1,361	4 1,351	4 1,337		
Salary range, \$1,140 to \$1,500; average, \$1,320—					
Telephone operator.....	1 1,320	1 1,320	1 1,140		
Total average number of employees.....	24 1/2	22 1/2	19 1/2		
Total salaries and wages, field service.....	46,112.00	44,016.00	37,320.00		
Deduct allowances for quarters.....	3,570.00	3,480.00	2,209.00		
Cash payment, salaries and wages.....	42,542.00	40,536.00	35,111.00		
The difference between 1928 and 1927 is due to—					
Increase in force.....	\$1,682				
Increase in salaries.....	324				
Total increase.....	2,006				
Miscellaneous and temporary labor.....	54,600.00	49,700.00	49,678.76		
	97,142.00	90,236.00	84,789.76		
Deduct other expenditures for personal services included in objects named below.....	60,327.00	55,486.00	52,502.45		
01 Total personal services.....	36,815.00	34,750.00	32,287.31		
Supplies and materials:					
0200 Stationery and office supplies.....	350.00	350.00	397.29		
0210 Medical and hospital supplies.....	50.00	50.00	37.04		
0230 Fuel.....	1,500.00	1,500.00	867.87		
0250 Forage.....	1,000.00	1,000.00	923.79		
0260 Provisions.....	100.00	100.00	14.62		
0280 Sundry supplies.....	500.00	500.00	475.12		
02 Total supplies and materials.....	3,500.00	3,500.00	2,715.73		

*Estimates of appropriations required for the service of the fiscal year ending June 30, 1928—Continued*

General object (title of appropriation), date of acts, references to Statutes at Large, or to Revised Statutes, and estimated amount required for each detailed object			Total amount to be appropriated under each head of appropriation	Amount appropriated for the fiscal year ending June 30, 1927
<b>Mount Rainier National Park—Continued.</b>				
	Estimated expenditures, 1928 appropriation	Estimated expenditures, 1927 appropriation	Expended and obligated, 1926	
Communication service:				
0500 Telegraph service.....	\$100.00	\$100.00	\$58.80	
0510 Telephone service.....	50.00	50.00		
05 Total communication service.....	150.00	150.00	58.80	
06 Travel expense.....	850.00	850.00	1,154.54	
07 Transportation of things.....	1,000.00	900.00	748.71	
08 Lithographing, engraving, and engrossing.....	700.00	700.00	359.50	
10 Furnishing electricity.....	300.00	300.00	231.84	
11 Rents.....	350.00	350.00	350.00	
Repairs and alterations:				
1200 Buildings.....	1,500.00	1,500.00	2,114.38	
1201 Care of grounds.....	500.00	500.00	508.47	
1210 Roads.....	17,000.00	17,000.00	16,425.27	
1211 Trails.....	3,000.00	3,000.00	4,952.77	
1212 Electric system.....	500.00	500.00	495.11	
1213 Telephone system.....	3,000.00	3,000.00	3,023.23	
1220 Water and sewer system.....	1,000.00	1,000.00	1,018.13	
1280 Machinery and equipment.....	5,000.00	5,000.00	4,979.36	
1290 Miscellaneous.....	400.00	400.00	389.67	
12 Total repairs and alterations.....	31,900.00	31,900.00	33,906.39	
Special and miscellaneous current expenses:				
1327 Contingencies.....	35.00			
1380 Fighting forest fires.....			104.71	
1382 Information and nature guide service.....	500.00	500.00	471.50	
1383 Fish and game propagation.....	300.00	300.00	170.21	
1384 Mosquito control.....	100.00	100.00	12.93	
1387 Operation of passenger vehicles.....	600.00	600.00	565.26	
1388 Sanitation and garbage disposal.....	2,000.00	2,000.00	1,975.73	
1389 Cutting wood for public camps.....	1,000.00	1,000.00	792.05	
1397 Surveys.....	600.00	600.00	234.69	
13 Total special and miscellaneous expenses.....	5,135.00	5,100.00	4,377.08	
Equipment:				
3000 Passenger-carrying vehicles.....			1,500.00	
3010 Furniture, furnishings, and fixtures.....	800.00	800.00	858.99	
3050 Other equipment.....	5,000.00	5,000.00	7,194.52	
30 Total equipment.....	5,800.00	5,800.00	9,553.51	
Structures and parts:				
3211 1 cottage for employees.....		2,000.00		
3 cottages for employees, at \$2,000 each.....	6,000.00			
Community building (Paradise).....		10,000.00		
Community building (Longmire).....	8,000.00			
Ranger station.....		3,000.00		
Comfort station.....		1,500.00		
Repair and machine shop.....	2,500.00			
Equipment shed (Longmire).....		2,000.00		
3219 Extension of telephone system.....		1,000.00		
3226 Development of camp grounds.....	5,000.00	6,000.00	16,034.14	
32 Total structures and parts.....	21,500.00	25,500.00	16,034.14	
Reserve.....		1,200.00		
Total.....	108,000.00	131,000.00	161,777.55	

**Platt National Park—**

Platt National Park, Oklahoma: For administration, protection, maintenance, and improvement (acts July 1, 1902, vol. 32, p. 655; May 10, 1926, vol. 44, p. 489)

\$13,050.00

\$12,400.00

	Estimated expenditures, 1928 appropriation	Estimated expenditures, 1927 appropriation	Expended and obligated, 1926
Field service:			
Salaries and wages—			
Salary range, \$1,860 to \$2,400; average, \$2,100—			
Superintendent.....	Average— No. 1 Salary \$2,100	Average— No. 1 Salary \$2,100	Average— No. 1 Salary \$2,100
Salary range, \$1,500 to \$1,860; average, \$1,680—			
Clerk.....	1 1,800	1 1,800	1 1,710
Salary range, \$1,320 to \$1,680; average, \$1,500—			
Ranger.....	1 1,560	1 1,560	1 1,500
Salary range, \$1,140 to \$1,500; average, \$1,320—			
Laborers.....	3 1,220	3 1,220	3 1,113
Rangers (no salary range).....	2 12	2 12	1 12
Total average number of employees.....	8	8	7
Total salaries and wages, field service.....	9,144	9,144	8,662
Deduct allowances for quarters.....	1,080	1,080	780
Cash payment, salaries and wages.....	8,064	8,064	7,882
Deduct other expenditures for personal services included in objects named below.....	3,120	3,120	2,143
01 Total personal services.....	4,944	4,944	5,739

*Estimates of appropriations required for the service of the fiscal year ending June 30, 1928—Continued*

General object (title of appropriation), date of acts, references to Statutes at Large, or to Revised Statutes, and estimated amount required for each detailed object	Total amount to be appropriated under each head of appropriation	Amount appropriated for the fiscal year ending June 30, 1927
--	--	--

*Platt National Park—Continued.*

	Estimated expenditures, 1928 appropriation	Estimated expenditures, 1927 appropriation	Expended and obligated, 1926
<b>Supplies and materials:</b>			
0200 Stationery and office supplies.....	\$150. 00	\$150. 00	\$230. 00
0230 Fuel.....	200. 00	160. 00	60. 00
0250 Forage.....	500. 00	500. 00	450. 00
0280 Sundry supplies.....	100. 00	100. 00	102. 44
02 Total supplies and materials.....	950. 00	910. 00	842. 44
<b>Communication service:</b>			
0500 Telegraph service.....	50. 00	50. 00	39. 01
0510 Telephone service.....	66. 00	66. 00	65. 25
0521 Post-office box rent.....	4. 00	4. 00	4. 00
05 Total communication service.....	120. 00	120. 00	104. 30
06 Travel expenses.....	210. 00	210. 00	252. 41
07 Transportation of things.....			24. 43
10 Furnishing of heat, light, and power.....	700. 00	500. 00	698. 68
<b>Repairs and alterations:</b>			
1200 Buildings.....	1,700. 00	1,710. 00	2,212. 60
1210 Roads.....	1,050. 00	1,051. 00	307. 10
1211 Trails.....	250. 00	230. 00	264. 00
1280 Machinery and equipment.....	400. 00	400. 00	1,675. 00
1290 Miscellaneous.....	600. 00	600. 00	610. 50
12 Total repairs and alterations.....	4,000. 00	3,991. 00	5,069. 20
<b>Special and miscellaneous current expenses:</b>			
1327 Contingencies.....	200. 00		
1338 Sanitation of camp grounds.....	1,026. 00	1,100. 00	1,097. 33
13 Total special and miscellaneous current expenses.....	1,226. 00	1,100. 00	1,097. 33
30 Equipment.....	100. 00	500. 00	99. 35
<b>Structures and parts:</b>			
3211 Comfort stations.....			2,325. 00
3212 Extension of sewer system.....	400. 00		850. 00
3213 Extension of water system.....	400. 00		216. 61
3226 Extension of camp grounds.....			499. 85
32 Total structures and parts.....	800. 00		3,891. 46
Reserve.....		125. 00	
Total.....	13,050. 00	12,400. 00	17,818. 60

*Rocky Mountain National Park—*

Rocky Mountain National Park, Colorado: For administration, protection, and maintenance, including not exceeding **[\$1,500]** \$2,500 for the purchase, maintenance, operation, and repair of motor-driven passenger-carrying vehicles for the use of the superintendent and employees in connection with general park work, **[\$74,500]** \$77,620; for construction of physical improvements, **[\$12,500]** \$20,000, including not exceeding **[\$5,500]** \$11,000 for the construction of buildings, of which not exceeding **[\$2,000]** \$4,000 shall be available for quarters for employees, and \$3,000 for a ranger station; in all (acts Jan. 26, 1915, vol. 38, p. 798; May 10, 1926, vol. 44, p. 489).....

\$97, 620. 00

\$87, 000. 00

	Estimated expenditures, 1928 appropriation	Estimated expenditures, 1927 appropriation	Expended and obligated, 1926
<b>Field service—</b>			
<b>Salaries and wages—</b>			
Salary range, \$3,300 to \$3,900; average, \$3,600—	<i>Average—</i>	<i>Average—</i>	<i>Average—</i>
Superintendent.....	No. 1 Salary \$3,700	No. 1 Salary \$3,700	No. 1 Salary \$3,600
Salary range, \$3,000 to \$3,600; average, \$3,300—			
Engineer.....	1 3,300	1 3,300	
Chief park naturalist.....	1 3,000	1 3,000	3,000
Assistant landscape engineer.....	1 3,000	1 3,000	3,000
Salary range, \$2,400 to \$3,000; average, \$2,700—			
Assistant superintendent.....	1 3,000	1 3,000	2,700
Salary range, \$2,100 to \$2,700; average, \$2,400—			
Chief clerk.....	1 2,300	1 2,300	2,200
Salary range, \$1,860 to \$2,400; average, \$2,100—			
General foreman.....	1 2,000	1 2,000	1,980
Auto mechanic.....	1 2,200	1 2,200	2,200
Salary range, \$1,680 to \$2,040; average, \$1,860—			
Chief ranger.....	1 1,980	1 1,980	
Park naturalist.....	1 1,980	1 1,980	
Ranger naturalist.....	1 1,980	1 1,980	1,620
Clerk-stenographer.....	1 1,740	1 1,740	1,740
Salary range, \$1,500 to \$1,860; average, \$1,680—			
Rangers.....	4 1,740	4 1,740	1,740
Storehouse clerk.....	1 1,740	1 1,740	1,680

*Estimates of appropriations required for the service of the fiscal year ending June 30, 1928—Continued*

General object (title of appropriation), date of acts, references to Statutes at Large, or to Revised Statutes, and estimated amount required for each detailed object				Total amount to be appropriated under each head of appropriation	Amount appropriated for the fiscal year ending June 30, 1927
<b>Rocky Mountain National Park—Continued.</b>					
	Estimated expenditures, 1928 appropriation	Estimated expenditures, 1927 appropriation	Expended and obligated, 1926		
Field service—Continued.					
Salaries and wages—Continued.					
Salary range, \$1,320 to \$1,680; average, \$1,500—	Average— No. 1½ Salary \$1,500	Average— No. 1½ Salary \$1,500	Average— No. 1½ Salary \$1,440		
Clerk and clerk-stenographers.....					
Salary range, \$1,140 to \$1,500; average, \$1,320—					
Rangers.....	7 1,440	6 1,380	5 1,380		
Total average number of employees.....	23½	22½	16½		
Total salaries and wages, field service.....	45,140.00	43,340.00	30,472.50		
Deduct allowances for quarters.....	3,680.00	3,500.00	2,480.00		
Cash payment, salaries and wages.....	41,460.00	39,840.00	27,992.50		
The difference between 1928 and 1927 is due to—					
Increase in force..... \$1,260					
Increase in salaries..... 860					
Total increase..... 1,620					
Miscellaneous and temporary labor.....	40,000.00	40,000.00	27,703.00		
Deduct other expenditures for personal services included in objects named below.....	81,460.00	79,840.00	55,695.50		
01 Total personal services.....	57,220.00	57,220.00	33,670.84		
Supplies and materials:					
0200 Stationery and office supplies.....	500.00	500.00	424.49		
0230 Fuel.....	800.00	800.00	741.24		
0250 Forage and other supplies for animals.....	1,100.00	1,100.00	680.96		
0280 Sundry supplies.....	700.00	500.00	619.79		
0290 Materials.....	200.00	200.00			
Supplies and materials purchased in excess of issues.....			2,160.90		
02 Total supplies and materials.....	3,300.00	3,100.00	4,607.38		
Communication service:					
0500 Telegraph service.....	50.00	50.00	18.88		
0510 Telephone service.....	245.00	245.00	219.27		
0520 Post-office box.....	5.00	5.00	4.60		
05 Total communication service.....	300.00	300.00	242.75		
06 Travel expenses.....	600.00	600.00	926.39		
07 Transportation of things.....	350.00	350.00	329.32		
08 Lithographing, engraving, and engrossing.....			108.41		
10 Furnishing of light, heat, power, water, etc.....	300.00	300.00	288.10		
11 Rents.....	150.00	150.00	423.90		
Repairs and alterations:					
1200 Buildings.....	3,500.00	3,000.00	2,921.57		
1201 Grounds and fences.....	3,000.00	3,000.00	1,206.68		
1210 Roads.....	21,500.00	21,500.00	23,069.39		
1211 Trails.....	4,000.00	4,000.00	3,998.66		
1213 Telephone system.....	1,480.00	1,480.00	1,244.91		
1280 Machinery and equipment.....	3,800.00	3,800.00	4,560.73		
12 Total repairs and alterations.....	37,280.00	36,780.00	37,001.94		
Special and miscellaneous current expenses:					
1327 Contingencies.....	500.00				
1382 Museum and information service.....	300.00	300.00	201.57		
1383 Fish and game propagation.....	150.00	150.00	150.00		
1384 Mosquito control.....	400.00	400.00	303.50		
1386 Control of predatory animals.....	300.00	300.00	252.50		
1387 Operation of passenger-carrying vehicles.....	700.00	700.00	554.94		
1388 Sanitation and garbage disposal.....	1,450.00	1,250.00	1,141.66		
1389 Cutting wood for campers.....	250.00	250.00	250.00		
1398 Fire prevention.....	50.00	50.00	14.55		
13 Total special and miscellaneous current expenses.....	4,100.00	3,400.00	2,868.72		
Equipment:					
3000 Passenger-carrying vehicles.....	1,000.00				
3010 Furniture, furnishings, and fixtures.....	500.00	500.00	491.34		
3040 Livestock.....	500.00	500.00	455.00		
3050 Other equipment.....	5,000.00	5,000.00	5,002.78		
30 Total equipment.....	7,000.00	6,000.00	5,949.12		
Structures and parts:					
3211 Equipment storage shed.....	1,500.00				
Quarters for employees, at \$2,000 each.....	4,000.00	2,000.00			
Ranger station.....	3,000.00				
Road camp buildings.....	1,000.00	2,000.00	3,000.00		
Stable and hayloft.....			2,495.00		
Shelter cabins.....	1,500.00	1,500.00			
2212 Camp-ground development.....	3,000.00	1,000.00	1,993.87		
3213 Water supply and sanitation.....	6,000.00	6,000.00			
32 Total structures and parts.....	20,000.00	12,500.00	7,488.87		
Reserve.....		900.00			
Total.....	97,620.00	87,000.00	82,259.56		

*Estimates of appropriations required for the service of the fiscal year ending June 30, 1928—Continued*

General object (title of appropriation), date of acts, references to Statutes at Large, or to Revised Statutes, and estimated amount required for each detailed object				Total amount to be appropriated under each head of appropriation	Amount appropriated for the fiscal year ending June 30, 1927
<b>Sequoia National Park—</b> Sequoia National Park, California: For administration, protection, and maintenance, including not exceeding \$1,500 for the purchase, maintenance, operation, and repair of motor-driven passenger-carrying vehicles for the use of the superintendent and employees in connection with general park work, <b>[\$69,350] \$76,330</b> ; for construction of physical improvements, <b>[\$4,400] \$10,900</b> , including not exceeding <b>[\$2,900] \$7,400</b> for the construction of buildings [of which not exceeding \$1,600 shall be available for an addition to the administration building]; in all (acts Sept. 25, 1890, vol. 26, p. 478; May 10, 1926, vol. 44, p. 489)-----				\$87, 230. 00	\$73, 750. 00
	Estimated expenditures, 1928 appropriation	Estimated expenditures, 1927 appropriation	Expended and obligated, 1926		
<b>Field service:</b>					
Salaries and wages—	<i>Average—</i>	<i>Average—</i>	<i>Average—</i>		
Salary range, \$3,300 to \$3,900; average, \$3,600—	No. Salary	No. Salary	No. Salary		
Superintendent.....	1 \$3, 800	1 \$3, 800	1 \$3, 650		
Salary range, \$2,400 to \$3,000; average, \$2,700—					
Assistant superintendent.....	1 2, 700	1 2, 700	1 2, 600		
Master mechanic.....	1 2, 400				
Salary range, \$2,100 to \$2,700; average, \$2,400—					
Chief ranger.....	1 2, 500	1 2, 400	1 2, 300		
Assistant chief ranger.....	1 2, 100				
Salary range, \$1,860 to \$2,400; average, \$2,100—					
Clerk.....	1 1, 860	1 1, 860			
Salary range, \$1,680 to \$2,040; average, \$1,860—					
Clerks.....	2 1, 680	1 1, 680	1 1, 680		
Salary range, \$1,500 to \$1,860; average, \$1,680—					
Rangers.....	5 1, 701	5 1, 680	6 1, 720		
Salary range, \$1,320 to \$1,680; average, \$1,500—					
Rangers.....	5 1, 500	5 1, 477	4 1, 477		
Clerk.....	1 1, 380	1 1, 380	1 1, 328		
Telephone operator.....	1 1, 320				
Ranger (no salary range).....			1 480		
Total average number of employees.....	21 1/2	17	15 1/2		
Total salaries and wages, field service.....	39, 310. 00	31, 220. 00	27, 870. 00		
Deduct allowances for quarters.....	4, 050. 00	3, 220. 00	2, 875. 00		
Cash payment, salaries and wages.....	35, 260. 00	28, 000. 00	24, 995. 00		
The difference between 1928 and 1927 is due to—					
Increase in force.....	\$7, 040				
Increase in salaries.....	220				
Total increase.....	7, 260				
Miscellaneous and temporary labor.....	20, 000. 00	20, 000. 00	21, 617. 90		
	55, 260. 00	48, 000. 00	46, 612. 90		
Deduct other expenditures for personal services included in objects named below.....	19, 220. 00	16, 940. 00	19, 112. 24		
01 Total personal services.....	36, 040. 00	31, 060. 00	27, 500. 66		
Supplies and materials:					
0200 Stationery and office supplies.....	480. 00	480. 00	492. 39		
0210 Medical and hospital supplies.....	50. 00	50. 00	25. 20		
0230 Fuel.....	1, 000. 00	1, 000. 00	995. 19		
0250 Forage and other supplies for animals.....	1, 100. 00	1, 100. 00	630. 33		
0280 Sundry supplies.....	600. 00	600. 00	755. 97		
02 Total supplies and materials.....	3, 230. 00	3, 230. 00	2, 899. 08		
Communication service:					
0500 Telegraph service.....	200. 00	200. 00	183. 98		
0510 Telephone service.....	110. 00	75. 00	98. 85		
05 Total communication service.....	310. 00	275. 00	282. 83		
06 Travel expense.....	1, 200. 00	1, 200. 00	1, 298. 54		
07 Transportation of things.....	300. 00	300. 00	209. 03		
10 Furnishing of light, heat, and power.....	1, 500. 00	1, 500. 00	1, 414. 80		
11 Rent.....	150. 00	150. 00	200. 00		
Repairs and alterations:					
1200 Buildings.....	1, 500. 00	1, 500. 00	1, 565. 94		
1201 Care of grounds and landscaping.....	1, 000. 00	800. 00	710. 87		
1210 Roads and bridges.....	8, 300. 00	8, 300. 00	6, 411. 15		
1211 Trails.....	3, 600. 00	2, 100. 00	1, 892. 73		
1212 Electric system.....	300. 00	300. 00	455. 24		
1213 Telephone system.....	1, 400. 00	1, 400. 00	1, 386. 21		
1220 Water system.....	2, 100. 00	2, 000. 00	1, 711. 97		
Sewer system.....	2, 000. 00	2, 000. 00	1, 979. 74		
1280 Machinery and equipment.....	4, 000. 00	3, 500. 00	3, 966. 21		
12 Total repairs and alterations.....	24, 200. 00	21, 900. 00	20, 080. 06		
Special and miscellaneous current expenses:					
1327 Contingencies.....	100. 00				
1380 Fighting forest fires.....			274. 79		
1382 Museum, nature guide, etc.....	150. 00	150. 00	80. 98		
1383 Fish planting and game propagation.....	200. 00	150. 00	117. 37		
1387 Operation of passenger vehicles.....	700. 00	700. 00	166. 97		
1388 Sanitation and care of camp grounds.....	4, 000. 00	3, 500. 00	2, 719. 32		
1389 Furnishing wood to campers.....			82. 13		
1397 Plans, maps, and surveys.....	200. 00	385. 00	503. 37		
1632 Moving to and from headquarters.....	100. 00	100. 00	158. 87		
13 Total special and miscellaneous current expenses.....	5, 450. 00	4, 985. 00	4, 103. 80		

*Estimates of appropriations required for the service of the fiscal year ending June 30, 1928—Continued*

General object (title of appropriation), date of acts, references to Statutes at Large, or to Revised Statutes, and estimated amount required for each detailed object

Total amount to be appropriated under each head of appropriation

Amount appropriated for the fiscal year ending June 30, 1927

*Sequoia National Park—Continued.*

	Estimated expenditures, 1928 appropriation	Estimated expenditures, 1927 appropriation	Expended and obligated, 1926
Equipment:			
3010 Furniture, furnishings, and fixtures.....	\$900.00	\$900.00	\$1,672.73
3020 Educational and scientific equipment.....	150.00	150.00	88.40
3040 Livestock.....	200.00	200.00	200.00
3050 Other equipment.....	2,700.00	2,700.00	2,934.51
30 Total equipment.....	3,950.00	3,950.00	4,895.64
Structures and parts:			
3211 Employees' cottage.....	1,300.00	1,300.00	
Hospital dispensary.....	1,300.00		
Comfort station at Giant Forest.....	1,500.00		
Comfort stations at Alder Creek.....	900.00		895.18
Comfort station at Potwisha.....	900.00		
Ranger station.....	1,500.00		
Administration building addition.....		1,600.00	
Barn at headquarters.....			1,234.26
Warehouse.....			1,339.17
3212 Telephone line.....	685.00		908.07
3213 Water and sanitation system at Alder Creek.....			5,150.10
Water and sanitation systems at bridge, commissary camp grounds and Giant Forest.....		1,500.00	
3217 Fences.....	815.00		
3226 Preparation of camp grounds.....	2,000.00		
32 Total structures and parts.....	10,900.00	4,400.00	9,527.78
Reserve.....		800.00	
Total.....	87,230.00	73,750.00	172,412.22

<sup>1</sup> \$913 transferred from Grand Canyon to Sequoia National Park.

*Wind Cave National Park—*

Wind Cave National Park, South Dakota: For administration, protection, maintenance, and improvement (*acts Jan. 9, 1903, vol. 33, p. 765; May 10, 1926, vol. 44, p. 489*)

\$10,850.00

\$10,275.00

	Estimated expenditures, 1928 appropriation	Estimated expenditures, 1927 appropriation	Expended and obligated, 1926
Field service:			
Salaries and wages—			
Salary range, \$2,100 to \$2,700; average, \$2,400—			
Superintendent.....	<i>Average—</i> <i>No. Salary</i> 1 \$2,300	<i>Average—</i> <i>No. Salary</i> 1 \$2,300	<i>Average—</i> <i>No. Salary</i> 1 \$2,300
Salary range, \$1,500 to \$1,860; average, \$1,680—			
Ranger.....	1 1,680	1 1,680	1 1,680
Salary range, \$1,320 to \$1,680; average, \$1,500—			
Rangers.....	2½ 1,620	2½ 1,620	2½ 1,620
Total average number of employees.....	4½	4½	4½
Total salaries and wages, field service.....	8,570.00	7,895.00	7,790.00
Deduct allowances for quarters.....	890.00	815.00	800.00
Cash payment, salaries and wages.....	7,680.00	7,080.00	6,990.00
The difference between 1928 and 1927 is due to increase in force, \$600.			
Miscellaneous and temporary labor.....	1,800.00	1,800.00	2,127.80
Deduct other expenditures for personal services included in objects named below.....	9,480.00	8,880.00	9,087.80
1,800.00	1,800.00	1,968.80	
01 Total personal services.....	7,680.00	7,080.00	7,119.00
Supplies and materials:			
0200 Stationery and office supplies.....	100.00	100.00	51.00
0230 Fuel.....	525.00	525.00	596.60
0280 Sundry supplies.....	75.00	75.00	41.55
02 Total supplies and materials.....	700.00	700.00	689.15
Communication service:			
0500 Telegraph service.....	25.00	25.00	8.94
0510 Telephone service.....	120.00	125.00	90.00
05 Total communication service.....	145.00	150.00	98.94
06 Travel expenses.....	275.00	195.00	236.66
07 Transportation of things.....			24.15

*Estimates of appropriations required for the service of the fiscal year ending June 30, 1928—Continued*

General object (title of appropriation), date of acts, references to Statutes at Large, or to Revised Statutes, and estimated amount required for each detailed object

Total amount to be appropriated under each head of appropriation

Amount appropriated for the fiscal year ending June 30, 1927

*Wind Cave National Park—Continued.*

	Estimated expenditures, 1928 appropriation	Estimated expenditures, 1927 appropriation	Expended and obligated, 1926
Repairs and alterations:			
1200 Buildings.....	\$475.00	\$475.00	\$495.52
1210 Roads.....	725.00	725.00	899.98
1220 Water and sewer system.....	200.00	200.00	202.45
1250 Fences.....	100.00	100.00	98.80
1280 Machinery and equipment.....	425.00	425.00	623.92
1290 Special and miscellaneous.....	125.00	125.00	150.00
Repairs to damage caused by flood.....			1,000.00
12 Total repairs and alterations.....	2,050.00	2,050.00	3,470.67
30 Equipment.....			188.50
Reserve.....		100.00	
Total.....	10,850.00	10,275.00	11,827.07

<sup>1</sup> \$1,000 transferred from Yellowstone National Park.

*Yellowstone National Park—*

Yellowstone National Park, Wyoming: For administration, protection, and maintenance, including not exceeding **[\$6,600]** \$5,000 for the purchase, maintenance, operation, and repair of horse-drawn and motor-driven passenger-carrying vehicles for the use of the superintendent and employees in connection with general park work, not exceeding \$8,400 for maintenance of the road in the forest reserve leading out of the park from the east boundary, not exceeding \$7,500 for maintenance of the road in the forest reserve leading out of the park from the south boundary, and including feed for buffalo and other animals and salaries of buffalo keepers, **[\$369,300]** \$370,600; for construction of physical improvements, **[\$28,700]** \$30,000, including not exceeding **[\$17,500]** \$9,500 for extension of sewers and sanitary systems and garbage-disposal facilities, not exceeding \$10,000 for auto camps, not exceeding \$3,800 for a garbage incinerator, and not exceeding **[\$1,200]** \$6,700 for the construction of buildings; in all (acts Mar. 1, 1872, vol. 17, p. 32; May 10, 1926, vol. 44, p. 439)

\$400,600.00

\$398,000.00

	Estimated expenditures, 1928 appropriation	Estimated expenditures, 1927 appropriation	Expended and obligated, 1926
Field service:			
Salaries and wages—			
Salary range, \$5,200 to \$6,000; average, \$5,600—			
Superintendent.....	1 \$5,400	1 \$5,400	1 \$5,300
Salary range, \$3,800 to \$5,000; average, \$4,400—			
Landscape engineer.....	1 3,800	1 3,800	1 3,800
Salary range, \$3,000 to \$3,800; average, \$3,500—			
Assistant superintendent.....	1 3,400	1 3,400	1 3,300
Resident engineer.....	1 3,500	1 3,400	1 3,325
Assistant landscape engineer.....	1 3,000	1 3,000	
Chief park naturalist.....	1 3,000	1 3,000	1 3,000
Salary range, \$2,400 to \$3,000; average, \$2,700—			
Assistant resident engineer.....	1 2,800	1 2,700	1 2,328
Supervisor.....	1 2,700	1 2,600	1 2,426
Assistant superintendent.....			1 3,000
Chief ranger.....	1 2,700	1 2,700	1 2,600
Assistant landscape engineer.....			1 2,400
Salary range, \$2,100 to \$2,700; average, \$2,400—			
Master mechanic.....	1 2,600	1 2,500	1 2,500
Master plumber.....	1 2,600	1 2,500	1 2,450
Foreman.....	1 2,400	1 2,400	1 2,400
Salary range, \$1,860 to \$2,400; average, \$2,100—			
First assistant chief engineer.....	1 2,100	1 2,100	1 2,100
Assistant chief rangers.....	3 2,080	3 2,080	3 1,964
Chief buffalo keeper.....	1 2,160	1 2,160	1 2,100
Chief electrician.....	1 2,160	1 2,160	1 2,100
Master painter.....	1 2,160	1 2,130	1 1,848
Steward and master of transportation.....	1 2,220	1 2,160	1 2,100
Park naturalist.....	1 2,160	1 2,100	1 1,883
Salary range, \$1,680 to \$2,040; average, \$1,860—			
Foremen.....	1 2,133	1 2,133	2 2,205
Clerks.....	3 1,980	3 1,930	3 1,910
Assistant buffalo keeper.....	1 1,860	1 1,860	1 1,860
Rangers.....	6 1,870	6 1,870	6 1,870
Salary range, \$1,500 to \$1,900; average, \$1,680—			
Clerks.....	3 1,677	3 1,641	3 1,585
Assistant buffalo keeper.....	1 1,680	1 1,680	1 1,680
Rangers.....	20 1,713	20 1,698	20 1,671
Auto mechanics.....	2 1,860	2 1,845	2 1,815
Carpenter.....	1 1,800	1 1,800	1 1,547
Electrician.....	1 1,740	1 1,680	1 1,680
Blacksmiths.....	2 1,830	2 1,815	2 1,755
Salary range, \$1,320 to \$1,680; average, \$1,500—			
Electrician.....	1 1,680	1 1,650	1 1,620
Buffalo herder.....	1 1,560	1 1,500	1 1,403
Rangers.....	13 1,529	13 1,529	13 1,531
Telephone operators.....	1 1,320	1 1,320	1 1,462
Laborers.....	3 1,600	3 1,580	3 1,560

*Estimates of appropriations required for the service of the fiscal year ending June 30, 1928—Continued*

General object (title of appropriation), date of acts, references to Statutes at Large, or to Revised Statutes, and estimated amount required for each detailed object				Total amount to be appropriated under each head of appropriation	Amount appropriated for the fiscal year ending June 30, 1927
<b>Yellowstone National Park—Continued.</b>					
	Estimated expenditures, 1928 appropriation	Estimated expenditures, 1927 appropriation	Expended and obligated, 1926		
Field service—Continued.					
Salaries and wages—Continued.					
Salary range, \$420 to \$600; average, \$510—	Average— No. 2½ Salary \$342	Average— No. 2½ Salary \$342	Average— No. 2 Salary \$344		
Telephone operators.....	82½	82½	82½		
Total average number of employees.....	154, 585. 00	153, 089. 00	149, 984. 91		
Total salaries and wages, field service.....	14, 960. 00	14, 960. 00	15, 013. 34		
Deduct allowances for quarters.....	139, 625. 00	138, 129. 00	134, 971. 57		
Cash payment, salaries and wages.....					
The difference between 1928 and 1927 is due to increase in salaries, \$1, 496.					
Miscellaneous and temporary labor.....	143, 800. 00	141, 500. 00	139, 422. 27		
	263, 425. 00	279, 629. 00	274, 393. 84		
Deduct other expenditures for personal services included in objects named below.....	169, 725. 00	166, 429. 00	162, 233. 80		
01 Total personal services.....	113, 700. 00	113, 200. 00	112, 160. 04		
Supplies and materials:					
0200 Stationery and office supplies.....	1, 500. 00	1, 500. 00	1, 527. 07		
0210 Medical and hospital supplies.....	100. 00	100. 00	7. 14		
0230 Fuel.....	5, 200. 00	5, 200. 00	3, 907. 23		
0250 Forage and other supplies for animals.....	3, 000. 00	3, 000. 00	3, 271. 65		
0260 Provisions.....	1, 000. 00	900. 00	991. 14		
0280 Sundry supplies.....	1, 700. 00	1, 700. 00	1, 643. 22		
0290 Materials.....	50. 00	50. 00	28. 89		
02 Total supplies and materials.....	12, 550. 00	12, 450. 00	11, 376. 34		
03 Subsistence and support of persons.....	700. 00	600. 00	830. 37		
04 Subsistence and care of animals.....	100. 00	75. 00	91. 00		
Communication service:					
0500 Telegraph service.....	300. 00	300. 00	132. 91		
0510 Telephone service.....	120. 00	95. 00	118. 91		
05 Total communication service.....	420. 00	395. 00	251. 82		
06 Travel expenses.....	2, 500. 00	2, 500. 00	2, 628. 69		
07 Transportation of things.....	3, 000. 00	3, 000. 00	3, 065. 86		
08 Lithographing, engraving, and engrossing.....	600. 00	600. 00	1, 413. 08		
11 Rents.....	500. 00	500. 00	611. 63		
Repairs and alterations:					
1200 Buildings.....	16, 000. 00	15, 500. 00	17, 944. 10		
1201 Grounds.....	3, 000. 00	3, 000. 00	3, 125. 10		
1210 Roads in the park.....	92, 500. 00	91, 500. 00	86, 990. 16		
Roads in east forest reserve.....	8, 400. 00	8, 400. 00	8, 142. 13		
Roads in south forest reserve.....	7, 500. 00	5, 670. 00	5, 009. 44		
1211 Trails.....	4, 000. 00	4, 000. 00	4, 005. 04		
1212 Electric system.....	2, 600. 00	2, 900. 00	2, 751. 79		
1213 Telephone system.....	15, 000. 00	15, 000. 00	15, 083. 20		
1220 Water and sewer systems.....	7, 000. 00	7, 000. 00	6, 879. 11		
1250 Fences.....	300. 00	300. 00	309. 62		
1260 Machinery and equipment.....	20, 100. 00	18, 830. 00	20, 087. 07		
Passenger vehicles.....	2, 000. 00	2, 000. 00	1, 833. 47		
12 Total repairs and alterations.....	178, 700. 00	174, 100. 00	172, 160. 23		
Special and miscellaneous current expenses:					
1327 Contingencies.....	800. 00				
1382 Museum and information service.....	1, 200. 00	950. 00	560. 43		
1383 Fish and game propagation.....	600. 00	600. 00	670. 47		
1384 Mosquito control.....	1, 000. 00	1, 000. 00	726. 16		
1386 Control of predatory animals.....	100. 00	100. 00	21. 82		
1387 Operation of passenger vehicles.....	1, 950. 00	1, 950. 00	1, 796. 57		
1388 Sanitation and garbage disposal.....	7, 430. 00	7, 000. 00	7, 385. 56		
1389 Cutting wood for camp grounds.....	2, 100. 00	1, 500. 00	2, 171. 23		
1397 Plans, maps, and surveys.....	1, 000. 00	1, 000. 00	1, 096. 99		
1398 Fire prevention, etc.....	150. 00	150. 00	198. 59		
1451 Buffalo and other ranch operations.....	22, 100. 00	20, 580. 00	20, 358. 74		
13 Total special and miscellaneous current expenses.....	38, 430. 00	34, 830. 00	34, 988. 56		
Equipment:					
3000 Passenger-carrying vehicles.....		1, 050. 00	1, 310. 00		
3010 Furniture, furnishings, and fixtures.....	1, 000. 00	2, 000. 00	2, 267. 90		
3020 Educational, scientific, and recreational.....	2, 000. 00	1, 000. 00	1, 092. 61		
3040 Livestock.....	800. 00	600. 00	550. 00		
3050 Other equipment.....	15, 600. 00	18, 400. 00	16, 913. 88		
30 Total equipment.....	19, 400. 00	23, 050. 00	22, 124. 39		
Structures and parts:					
3211 Snowshoe cabins, 2 at \$600.....	1, 200. 00	1, 200. 00	1, 194. 41		
Bunk house at canyon.....	1, 200. 00				
Bunk house at Tower Falls.....	900. 00				
Mess house at east entrance.....	850. 00				
Bunk house at east entrance.....	900. 00				
Stable at east entrance.....	900. 00				
Stable at Old Faithful.....	750. 00				
3213 Extensions and improvements of sewer and water systems.....	9, 500. 00	17, 500. 00	20, 294. 37		
Garbage incinerator.....	3, 800. 00				
3226 Construction and extension of auto camps.....	10, 000. 00	10, 000. 00	9, 990. 44		
32 Total structures and parts.....	30, 000. 00	28, 700. 00	31, 488. 22		
Reserve.....		4, 000. 00			
Total.....	400, 600. 00	398, 000. 00	393, 190. 23		

<sup>1</sup> \$1,000 transferred from Yellowstone to Wind Cave National Park.



## Estimates of appropriations required for the service of the fiscal year ending June 30, 1928—Continued

General object (title of appropriation), date of acts, references to Statutes at Large, or to Revised Statutes, and estimated amount required for each detailed object	Total amount to be appropriated under each head of appropriation		Amount appropriated for the fiscal year ending June 30, 1927
<b>Yosemite National Park—</b> Yosemite National Park, California: For administration, protection, and maintenance, including not exceeding <b>[\$2,100]</b> \$2,500 for the purchase, maintenance, operation, and repair of horse-drawn and motor-driven passenger-carrying vehicles for the use of the superintendent and employees in connection with general park work, not exceeding \$3,200 for maintenance of that part of the Wawona road in the Sierra National Forest between the park boundary two miles north of Wawona and the park boundary near the Mariposa Grove of Big Trees, and not exceeding \$2,000 for maintenance of the road in the Stanislaus National Forest connecting the Tioga Road with <b>[Mather Station on]</b> the Hetch Hetchy <b>[Railroad]</b> road near Mather Station, <b>[\$243,140]</b> \$256,000; for construction of physical improvements, <b>[\$13,500]</b> for the installation of sewer lines, water lines, fire-protection service, and walks in new village, including not exceeding \$2,000 for a comfort station and \$10,000 for an entrance gate and ranger station <b>\$45,000, of which not exceeding \$35,000 shall be available for a hospital and partial equipment of same in Yosemite Valley, \$2,000 for a detention building, \$2,000 for a public comfort station, and \$6,000 for two employees' cottages; in all (acts Oct. 1, 1890, vol. 26, p. 650; May 10, 1926, vol. 44, p. 490)</b> -----	\$301, 000. 00		\$256, 640. 00
<b>Field service:</b>	Estimated expenditures, 1928 appropriation	Estimated expenditures, 1927 appropriation	Expended and obligated, 1926
<b>Salaries and wages—</b>	<i>Average—</i>	<i>Average—</i>	<i>Average—</i>
Salary range, \$3,800 to \$5,000; average, \$4,400—	No. 1 Salary \$4,800	No. 1 Salary \$4,800	No. 1 Salary \$4,467
Superintendent.....	1 3,800	1 3,800	1 3,800
Landscape engineer.....	1 3,800	1 3,800	1 3,800
Salary range, \$3,000 to \$3,600; average, \$3,300—			
Assistant superintendent.....	1 3,500	1 3,400	1 3,325
Engineer.....	1 3,500	1 3,400	1 3,275
Landscape engineer.....	1 3,000	1 3,000	1 3,000
Assistant landscape engineer.....	1 3,000	1 3,000	1 3,000
Chief park naturalist.....	1 3,000	1 3,000	1 3,000
Salary range, \$2,400 to \$3,000; average, \$2,700—			
Electrical engineer.....	1 3,000	1 3,000	1 2,650
Chief electrician.....	1 2,800	1 2,700	1 2,600
Chief ranger.....	1 2,800	1 2,700	1 2,600
Park supervisor.....	1 3,000	1 3,000	1 2,600
Park naturalist.....	1 2,600	1 2,600	1 2,600
Assistant to the superintendent.....	1 2,600	1 2,600	1 2,600
Salary range, \$2,100 to \$2,700; average, \$2,400—			
Master mechanic.....	1 2,700	1 2,600	1 2,550
Chief clerk.....	1 2,400	1 2,300	1 2,191
Assistant park supervisor.....	1 2,400	1 2,300	1 2,300
First assistant chief ranger.....	1 2,300	1 2,300	1 2,300
Electrician.....	1 2,300	1 2,300	1 2,277
Forester.....	1 2,300	1 2,300	1 2,330
Park naturalist.....	1 2,300	1 2,300	1 2,330
Salary range, \$1,860 to \$2,400; average, \$2,100—			
Assistant chief rangers.....	3 2,100	3 2,100	1 2,080
Draftsman.....	1 2,100	1 2,100	1 2,080
General plumber.....	1 2,100	1 2,100	1 2,074
General carpenter.....	1 2,100	1 2,100	1 2,074
Storekeeper and property clerk.....	1 2,100	1 2,100	1 2,074
Salary range, \$1,680 to \$2,040; average, \$1,860—			
Electrician.....	1 1,860	1 1,860	1 1,875
General carpenter.....	1 1,860	1 1,860	1 1,864
Storekeeper and property clerk.....	1 1,860	1 1,860	1 1,845
Clerks.....	2 1,950	2 1,890	2 1,772
Salary range, \$1,500 to \$1,860; average, \$1,680—			
Clerk (telegraph operator).....	1 1,740	1 1,740	1 1,665
Clerks.....	4 1,740	4 1,710	4 1,615
Assistant mechanic.....	1 1,860	1 1,860	1 1,705
General painter.....	1 1,740	1 1,680	1 1,619
Line foreman.....	1 1,800	1 1,740	1 1,695
Telegraph operator.....	1 1,680	1 1,680	1 1,536
Park ranger.....	15 1,700	5 1,740	8 1,644
Salary range, \$1,320 to \$1,680; average, \$1,500—			
Clerk.....	1 1,500	1 1,500	1 1,414
Carpenter.....	1 1,740	1 1,680	1 1,635
General blacksmith.....	1 1,680	1 1,680	1 1,605
Power-station operators.....	3 1,680	3 1,640	3 1,556
Park rangers.....	9 1,620	9 1,620	4 1,551
Head teamster.....	1 1,680	1 1,680	1 1,665
Skilled laborer.....	1 1,740	1 1,680	1 1,635
Assistant storekeeper and property clerk.....	1 1,740	1 1,680	1 1,423
Salary range, \$1,140 to \$1,500; average, \$1,320—			
Park rangers.....	1 1,320	1 1,320	1 1,261
Telephone operators.....	4 1,320	4 1,320	3 1,406
Salary range, \$600 to \$780; average, \$690—			
Messenger.....	1 660	1 660	1 590
Total average number of employees.....	68 1/2	58 1/2	54 1/2
Total salaries and wages, field service.....	134, 735. 00	118, 735. 00	102, 924. 80
Deduct allowances for quarters, etc.....	13, 510. 00	11, 785. 00	8, 841. 90
Cash payment, salaries and wages.....	121, 275. 00	106, 000. 00	94, 082. 90
The difference between 1928 and 1927 is due to—			
Increase in force.....	17, 000		
Increase in salaries.....	1, 000		
Total increase.....	18, 000		
Miscellaneous and temporary labor.....	125, 000. 00	110, 000. 00	93, 171. 55
Deduct other expenditures for personal services included in objects named below.....	246, 275. 00	215, 000. 00	187, 254. 45
01 Total personal services.....	152, 800. 00	130, 125. 00	109, 278. 77
	93, 475. 00	84, 875. 00	77, 975. 68

*Estimates of appropriations required for the service of the fiscal year ending June 30, 1928—Continued*

General object (title of appropriation), date of acts, references to Statutes at Large, or to Revised Statutes, and estimated amount required for each detailed object				Total amount to be appropriated under each head of appropriation	Amount appropriated for the fiscal year ending June 30, 1927
<b>Yosemite National Park—Continued.</b>					
	Estimated expenditures, 1928 appropriation	Estimated expenditures, 1927 appropriation	Expended and obligated, 1926		
Supplies and materials:					
0200 Stationery and office supplies	\$1,000.00	\$1,000.00	\$1,606.82		
0210 Medical and hospital supplies			42.14		
0230 Fuel	1,500.00	1,500.00	2,202.20		
0240 Wearing apparel			14.75		
0250 Forage and other supplies for animals	3,150.00	3,150.00	3,345.33		
0270 Explosives			2.33		
0280 Sundry supplies	1,000.00	900.00	856.02		
0290 Materials			59.82		
02 Total supplies and materials	6,650.00	6,550.00	8,129.41		
Communication service:					
0500 Telegraph service	500.00	500.00	280.28		
0510 Telephone service	150.00	145.00	154.27		
0520 Other communication service	15.00	15.00	18.30		
05 Total communication service	665.00	660.00	452.85		
06 Travel expense	2,300.00	2,300.00	1,884.37		
07 Transportation of things	950.00	950.00	1,957.50		
11 Rents	1,310.00	1,300.00	1,622.89		
Repairs and alterations:					
1200 Buildings	10,000.00	10,000.00	11,642.44		
1201 Care of grounds	3,000.00	2,500.00	2,451.90		
1210 Roads in park, including sprinkling	47,600.00	46,255.00	41,750.96		
Hetch Hetchy Road (outside of park)	2,000.00	2,000.00	1,999.94		
Wawona Road (outside of park)	3,200.00	3,200.00	3,199.32		
1211 Trails	6,600.00	6,600.00	7,978.63		
1212 Electric system	12,500.00	12,500.00	11,817.07		
1213 Telephone system	6,000.00	6,000.00	5,308.26		
1214 Telegraph system	750.00	750.00	415.07		
1220 Water system	5,000.00	5,000.00	4,374.78		
Sewer system	5,500.00	5,500.00	5,816.55		
1280 Machinery and equipment	13,550.00	13,050.00	12,473.68		
Passenger vehicles	1,400.00	1,400.00	1,424.93		
12 Total repairs and alterations	117,160.00	114,755.00	111,753.53		
Special and miscellaneous current expenses:					
1327 Contingencies	500.00				
1382 Museum, information service, etc.	2,000.00	2,000.00	4,005.97		
1383 Fish planting	500.00	100.00	130.28		
1384 Mosquito control	1,500.00		982.79		
1387 Operation passenger vehicles	700.00	700.00	602.16		
1388 Sanitation and garbage disposal	9,800.00	8,500.00	10,117.36		
1397 Plans, maps, and surveys	2,000.00	1,000.00	2,667.89		
1398 Fire prevention and fighting fires other than forest fires	250.00	250.00	728.05		
1399A Fighting forest fires (deficiency)			585.70		
1404 Operation of zoo	600.00	600.00	781.57		
13 Total special and miscellaneous current expenses	17,550.00	13,150.00	19,999.77		
Equipment:					
3010 Furniture, furnishings, and fixtures	1,500.00	1,500.00	1,366.25		
3050 Other equipment	12,000.00	12,000.00	12,001.19		
30 Total equipment	13,500.00	13,500.00	13,367.44		
Structures and parts:					
3211 Hospital	35,000.00				
Detention building	2,000.00				
Public comfort station in village	2,000.00				
Two employees' cottages	6,000.00				
Comfort station at Chinquapin		2,000.00			
El Portal gateway and ranger station		10,000.00			
3213 Sewer and water lines, fire-protection service, and walks in new village		1,500.00	3,500.00		
32 Total structures and parts	45,000.00	13,500.00	3,500.00		
33 Stores purchased for resale	2,500.00	2,500.00	3,080.15		
Reserve		2,600.00			
Total	301,000.00	256,640.00	248,703.59		

*Estimates of appropriations required for the service of the fiscal year ending June 30, 1928—Continued*

General object (title of appropriation), date of acts, references to Statutes at Large, or to Revised Statutes, and estimated amount required for each detailed object				Total amount to be appropriated under each head of appropriation	Amount appropriated for the fiscal year ending June 30, 1927
<b>Zion National Park—</b>					
Zion National Park, Utah: For administration, protection, and maintenance, [and improvement] including not exceeding \$800 for the purchase, maintenance, operation, and repair of motor-driven passenger-carrying vehicles for the use of the superintendent and employees in connection with general park work, [\$22,000] \$22,760; for construction of physical improvements, \$5,400; including not exceeding \$3,500 for the construction of buildings, of which \$2,000 shall be available for an equipment shelter; in all (acts Nov. 19, 1919, vol. 41, p. 356; May 10, 1926, vol. 44, p. 490)-----				\$28, 160. 00	\$22, 000. 00
	Estimated expenditures, 1928 appropriation	Estimated expenditures, 1927 appropriation	Expended and obligated, 1926		
<b>Field service:</b>					
Salaries and wages—					
Salary range, \$3,000 to \$3,600; average, \$3,300—	<i>Average—</i>	<i>Average—</i>	<i>Average—</i>		
Superintendent	No. Salary	No. Salary	No. Salary		
Salary range, \$1,860 to \$2,400; average, \$2,100—	1 2,100	1 2,000	1 1,890		
Chief ranger	1 1,980	1 1,920	1 1,860		
Salary range, \$1,680 to \$2,040; average, \$1,860—					
Clerk	1 1,980	1 1,920	1 1,860		
Salary range, \$1,500 to \$1,860; average, \$1,680—					
Clerk	2 1,680	2 1,620	2 1,530		
Rangers	1 1,380	1 1,380	1 1,200		
Salary range, \$1,320 to \$1,680; average, \$1,500—	1 1,560	1 1,500	1 1,440		
Ranger					
Ranger (nature guide)					
Total average number of employees	5 1/2	5 1/2	5 1/2		
Total salaries and wages, field service	10, 710. 00	9, 875. 00	9, 073. 49		
Deduct allowances for quarters	180. 00	180. 00			
Cash payment, salaries and wages	10, 530. 00	9, 695. 00	9, 073. 49		
The difference between 1928 and 1927 is due to—					
Increase in force	\$535				
Increase in salaries	300				
Total increase	835				
Miscellaneous and temporary labor	12, 300. 00	6, 600. 00	3, 037. 60		
	22, 830. 00	16, 295. 00	12, 111. 09		
Deduct other expenditures for personal services included in objects named below	12, 000. 00	6, 295. 00	3, 037. 60		
01 Total personal services	10, 830. 00	10, 000. 00	9, 073. 49		
Supplies and materials:					
0200 Stationery and office supplies	200. 00	160. 00	100. 00		
0210 Medical supplies	50. 00				
0230 Fuel	400. 00	125. 00	96. 95		
0250 Forage and other supplies for animals	600. 00	600. 00	511. 67		
0280 Sundry supplies	400. 00	400. 00	126. 52		
02 Total supplies and materials	1, 650. 00	1, 285. 00	835. 14		
Communication service:					
0500 Telegraph service	50. 00	50. 00	46. 29		
0510 Telephone service	50. 00	50. 00	20. 23		
05 Total communication service	100. 00	100. 00	66. 52		
06 Travel expenses	650. 00	650. 00	1, 188. 18		
07 Transportation of things	500. 00	300. 00	94. 17		
Repairs and alterations:					
1200 Buildings	600. 00	600. 00	388. 29		
1210 Roads	3, 000. 00	2, 570. 00	2, 446. 50		
1211 Trails	1, 500. 00	1, 000. 00	468. 03		
1280 Machinery and equipment	1, 000. 00	875. 00	623. 68		
1290 Miscellaneous repairs	500. 00	375. 00			
12 Total repairs and alterations	6, 600. 00	5, 420. 00	3, 946. 50		
Special and miscellaneous current expenses:					
1327 Contingencies	310. 00				
1387 Operation of passenger vehicles	500. 00	450. 00	300. 00		
1388 Sanitation of camp grounds	200. 00		915. 21		
1389 Wood for camp grounds	200. 00	200. 00	39. 00		
13 Total special and miscellaneous current expenses	1, 210. 00	650. 00	1, 254. 21		
Equipment:					
3000 Passenger-carrying vehicles			1, 129. 00		
3017 Office machines		105. 00	350. 00		
3050 Other equipment	1, 220. 00	765. 00			
30 Total equipment	1, 220. 00	870. 00	1, 479. 00		
Structures and parts:					
3211 Employees cottage			592. 79		
Repair shop		1, 500. 00			
Equipment shelter	2, 000. 00				
Ranger cabin	1, 500. 00				
3212 Telephone line	1, 100. 00				
3214 Wing dams			1, 157. 21		
3221 Camp-ground improvements	800. 00	1, 000. 00	281. 69		
32 Total structures and parts	5, 400. 00	2, 500. 00	2, 031. 69		
Reserve		225. 00			
Total	28, 160. 00	22, 000. 00	19, 968. 90		

## Estimates of appropriations required for the service of the fiscal year ending June 30, 1928—Continued

General object (title of appropriation), date of acts, references to Statutes at Large, or to Revised Statutes, and estimated amount required for each detailed object				Total amount to be appropriated under each head of appropriation	Amount appropriated for the fiscal year ending June 30, 1927
<b>Protection of National Monuments—</b>					
National monuments: For administration, protection, maintenance, preservation, and improvement of the national monuments, including not exceeding \$400 for the purchase, maintenance, operation, and repair of motor-driven passenger-carrying vehicles for the use of the custodians and employees in connection with general monument work, and including \$500 for the construction of [buildings, \$21,270] a shelter cabin, and \$500 for the construction of a telephone line partly outside the boundary of Pinnacles National Monument (acts June 8, 1906, vol. 34, p. 224; May 10, 1922, vol. 44, p. 490)				\$23, 230. 00	\$21, 270. 00
	Estimated expenditures, 1928 appropriation	Estimated expenditures, 1927 appropriation	Expended and obligated, 1926		
Field service:					
Salaries and wages—	Average—	Average—	Average—		
Salary range, \$1,860 to \$2,400; average, \$2,100—	No. Salary	No. Salary	No. Salary		
Superintendent.....	1 \$2, 180	1 \$2, 100	1 \$2, 100		
Salary range, \$1,500 to \$1,860; average, \$1,680—					
Custodian.....	1 2, 040	1 1, 980	1 1, 980		
Custodian.....	1 1, 500	1 1, 500	1 1, 500		
Clerk.....	1 1, 500				
Salary range, \$1,140 to \$1,500; average, \$1,320—					
Rangers.....	3 1, 320	3 1, 320	3 1, 320		
Salary range, \$240 to \$420; average, \$330—					
Custodian.....	1 384	1 384	1 384		
Custodians.....	2 360	2 240	2 240		
No salary range—					
Custodian.....	1 120	1 120	1 120		
Custodians.....	16 12	16 12	15 12		
Total average number of employees.....	27	26	25		
Total salaries and wages, field service.....	12, 596. 00	10, 716. 00	10, 704. 00		
Deduct allowances for quarters.....	720. 00	720. 00	780. 00		
Cash payment, salaries and wages.....	11, 876. 00	9, 996. 00	9, 924. 00		
The difference between 1928 and 1927 is due to—					
Increase in force.....	\$1, 500				
Increase in salaries.....	380				
Total increase.....	1, 880				
Miscellaneous and temporary labor.....	8, 000. 00	7, 000. 00	6, 872. 25		
	19, 876. 00	16, 996. 00	16, 796. 25		
Deduct other expenditures for personal services included in objects named below.....	8, 000. 00	7, 000. 00	6, 872. 25		
01 Total personal services.....	11, 876. 00	9, 996. 00	9, 924. 00		
Supplies and materials:					
0200 Stationery and office supplies.....	100. 00	100. 00	93. 60		
0280 Sundry supplies.....	396. 00	392. 00	288. 15		
02 Total supplies and materials.....	496. 00	492. 00	381. 75		
Communication service:					
0500 Telegraph service.....	50. 00	50. 00	48. 29		
0510 Telephone service.....	115. 00	111. 00	80. 16		
05 Total communication service.....	165. 00	161. 00	128. 45		
06 Travel expenses.....	600. 00	300. 00	793. 76		
07 Transportation of things.....	50. 00	50. 00	38. 93		
Repairs and alterations:					
1200 Buildings.....	210. 00	210. 00	240. 57		
1210 Roads.....	1, 250. 00	1, 250. 00	1, 236. 75		
1211 Trails.....	338. 00	336. 00	232. 99		
1250 Fences.....	50. 00	50. 00			
1280 Machinery and equipment.....	610. 00	610. 00	571. 97		
1290 Special and miscellaneous.....	4, 800. 00	4, 800. 00	4, 919. 06		
12 Total repairs and alterations.....	7, 258. 00	7, 256. 00	7, 201. 34		
Special and miscellaneous current expenses:					
1320 Contingencies.....	70. 00	70. 00	187. 25		
1382 Museum.....	135. 00	135. 00	116. 95		
1387 Operation of passenger vehicles.....	100. 00	100. 00			
1388 Sanitation and garbage disposal.....	370. 00	370. 00			
13 Total special and miscellaneous current expenses.....	675. 00	675. 00	304. 20		
Equipment:					
3000 Passenger-carrying vehicles.....			380. 96		
3050 Other equipment.....	100. 00	540. 00	534. 39		
30 Total equipment.....	100. 00	540. 00	915. 35		
Structures and parts:					
3211 Shelter cabin.....	500. 00	500. 00	490. 13		
3212 Telephone line.....	500. 00				
3213 Water supply.....	110. 00	110. 00	495. 03		
3217 Fencing.....	400. 00	400. 00	611. 85		
3226 Camp grounds.....	500. 00	290. 00	495. 10		
32 Total structures and parts.....	2, 010. 00	1, 300. 00	2, 092. 11		
Total.....	23, 230. 00	21, 270. 00	21, 777. 89		

*Estimates of appropriations required for the service of the fiscal year ending June 30, 1928—Continued*

General object (title of appropriation), date of acts, references to Statutes at Large, or to Revised Statutes, and estimated amount required for each detailed object				Total amount to be appropriated under each head of appropriation	Amount appropriated for the fiscal year ending June 30, 1927
<b>Carlsbad Cave National Monument—</b> Carlsbad Cave National Monument, New Mexico: For administration, protection, maintenance, preservation, and improvement [of Carlsbad Cave National Monument in New Mexico], including \$2,500 for the construction of a bunk house for laborers (acts June 8, 1906, vol. 34, p. 224; June 5, 1924, vol. 43, p. 425; May 10, 1926, vol. 44, p. 490) -----				\$19,800.00	\$15,000.00
	Estimated expenditures, 1928 appropriation	Estimated expenditures, 1927 appropriation	Expended and obligated, 1926		
<b>Field service:</b>					
Salaries and wages—	Average—	Average—	Average—		
Salary range, \$2,100 to \$2,700; average, \$2,400—	No. Salary	No. Salary	No. Salary		
Clerk (part time of regular employee) -----	★ \$2,100	★ \$2,100	★ \$2,100		
Salary range, \$1,800 to \$2,400; average, \$2,100—					
Chief ranger (guide) -----	1 \$1,860	1 1,860	★ 1,860		
Salary range, \$1,500 to \$1,840; average, \$1,680—					
Clerk -----	1 1,500				
Salary range, \$1,320 to \$1,680; average, \$1,500—					
Ranger (guide) -----	1 1,380	1 1,320			
Salary range, \$1,140 to \$1,500; average, \$1,320—					
Ranger (guide) -----	1 1,140	1 1,140	★ 1,140		
Custodian (no salary range) -----		1 12	1 12		
Total average number of employees on per annum basis -----	4	4★	1★		
Total salaries and wages, field service -----	5,880	5,052	1,172		
Temporary service: Assistant guides, at \$4 per day -----	2★				
Total number of employees on temporary basis -----	2★				
Total salaries -----	2,500				
The difference between 1928 and 1927 is due to—					
Increase in force -----	\$3,268				
Increase in salaries -----	60				
Total increase -----	3,328				
01 Total personal services -----	8,380	5,052	1,172		
Supplies and materials:					
0200 Stationery and office supplies -----	215.00	125.00			
0230 Fuel -----	150.00	150.00	74.94		
0280 Sundry supplies -----	1,200.00	1,290.00	1,323.27		
02 Total supplies and materials -----	1,565.00	1,565.00	1,398.21		
05 Communication service -----	125.00	150.00	12.18		
06 Travel expense -----	250.00	350.00	847.83		
07 Transportation of things -----	500.00	503.00	622.42		
12 Repairs and alterations -----	750.00	750.00	119.03		
13 Special and miscellaneous (sanitation and garbage disposal) -----	750.00	500.00	196.61		
Equipment:					
3010 Furniture, furnishings, and fixtures -----		100.00	361.49		
3050 Lighting equipment -----	3,500.00	4,000.00	7,121.91		
Motor truck -----			582.80		
Other equipment -----			254.21		
30 Total equipment -----	3,500.00	4,100.00	8,320.41		
Structures and parts:					
3211 Comfort stations -----		1,000.00	630.30		
Ranger cabin -----			921.03		
Ranger cabin -----			1,497.67		
Bunk house -----	2,500.00				
Power house -----			1,198.57		
Office building -----			1,496.75		
3212 Parking space and paths -----		880.00			
Underground pathways -----			6,541.41		
3213 Water system -----	1,480.00				
32 Total structures and parts -----	3,980.00	1,880.00	12,285.73		
Reserve -----		150.00			
Total -----	19,800.00	15,000.00	24,974.42		

*Estimates of appropriations required for the service of the fiscal year ending June 30, 1928—Continued*

General object (title of appropriation), date of acts, references to Statutes at Large, or to Revised Statutes, and estimated amount required for each detailed object			Total amount to be appropriated under each head of appropriation	Amount appropriated for the fiscal year ending June 30, 1927
<b>Southern Appalachian National Parks—</b> <i>To enable the Secretary of the Interior to carry out the provisions of the act entitled "An act for the securing of lands in the southern Appalachian Mountains and in the Mammoth Cave regions of Kentucky for perpetual preservation as national parks," approved February 21, 1925, the act entitled "An act to provide for the establishment of the Shenandoah National Park in the State of Virginia and the Great Smoky Mountain National Park in the States of North Carolina, and Tennessee, and for other purposes," approved May 22, 1926, and the act entitled "An act to provide for the establishment of the Mammoth Cave National Park in the State of Kentucky, and for other purposes," approved May 25, 1926, including personal services in the District of Columbia and elsewhere, traveling expenses of members and employees of the commission, printing and binding, and other necessary incidental expenses (acts Mar. 4, 1925, vol. 43, p. 1331; July 3, 1926, vol. 44, p. 857)-----</i>			\$5,000.00	
	Estimated expenditures, 1928 appropriation	Estimated expenditures, 1927 appropriation	Expended and obligated, 1926	
Departmental service:				
Salaries—				
Clerical, administrative, and fiscal service—				
Grade 5, \$1,860 to \$2,400; average, \$2,100—	Average—	Average—	Average—	
Clerk-----	No. 1 Salary \$2,000	No. 1 Salary \$2,000	No. 1 Salary \$2,000	
Total average number of employees-----	1	1	1	
01 Total salaries, departmental service-----	2,000	2,000	2,000	
02 Supplies and materials-----	150.00	150.00	234.46	
05 Communication service-----	100.00	100.00	321.22	
06 Travel expenses-----	2,200.00	4,746.00	5,944.32	
08 Photographing, lithographing and drafting of maps-----	550.00	550.00	3,953.27	
Total-----	5,000.00	7,546.00	12,453.27	
<sup>1</sup> \$20,000 carried in second deficiency act, fiscal year 1925 (vol. 43, p. 1331). Unexpended balance of \$7,546.73 made available for expenditure during 1927 by the act of July 3, 1926 (vol. 44, p. 857).				
<b>Emergency Reconstruction and Fighting Forest Fires in National Parks—</b> <i>For reconstruction, replacement, and repair of roads, trails, bridges, buildings, and other physical improvements in national parks or national monuments that are damaged or destroyed by flood, fire, storm, or other unavoidable causes during the fiscal year [1927] 1928, and for fighting forest fires in national parks or other areas administered by the National Park Service, or fires that endanger such areas, and for replacing buildings or other physical improvements that have been destroyed by forest fires within such areas, \$40,000: Provided, That these funds shall not be used for any precautionary fire protection or patrol work prior to actual occurrence of the fire: Provided further, That the allotment of these funds to the various national parks or areas administered by the National Park Service as may be required for fire-fighting purposes shall be made by the Secretary of the Interior, and then only after the obligation for the expenditure has been incurred (act May 10, 1926, vol. 44, p. 490)-----</i>			40,000.00	\$40,000.00
	Estimated expenditures, 1928 appropriation	Estimated expenditures, 1927 appropriation	Expended and obligated, 1926	
Special and miscellaneous:				
Repair of flood damage—				
Grand Canyon National Park-----			\$75.00	
Mesa Verde National Park-----			2,000.00	
Sequoia National Park-----			997.89	
Wind Cave National Park-----			1,000.00	
Yosemite National Park-----			3,412.43	
Zion National Park-----		\$1,000.00	1,996.57	
Casa Grande National Monument-----			1,066.35	
Total, flood damage-----		1,000.00	10,548.24	
Fighting forest fires—				
Crater Lake National Park-----		392.00	2,286.61	
Glacier National Park-----		38,608.00	65,883.83	
Grand Canyon National Park-----			258.53	
Lassen Volcanic National Park-----			10.05	
Mount Rainier National Park-----			104.71	
Sequoia National Park-----			945.12	
Yosemite National Park-----			2,306.51	
Zion National Park-----			26.00	
Total fighting forest fires-----		39,000.00	71,821.36	
Total-----		40,000.00	82,369.60	

*Estimates of appropriations required for the service of the fiscal year ending June 30, 1928—Continued*

General object (title of appropriation), date of acts, references to Statutes at Large, or to Revised Statutes, and estimated amount required for each detailed object

Total amount to be appropriated under each head of appropriation

Amount appropriated for the fiscal year ending June 30, 1927

**Emergency Reconstruction and Fighting Forest Fires in National Parks—Contd.**

	Estimated expenditures, 1928 appropriation	Estimated expenditures, 1927 appropriation	Expended and obligated, 1926
Special and miscellaneous—Continued.			
Paid from park appropriations—			
Glacier National Park.....	\$404.40		
Mount Rainier National Park.....	104.71		
Sequoia National Park.....	274.79		
Wind Cave National Park.....	1,000.00		
Yosemite National Park.....	585.70		
To be expended as emergency arises.....	\$40,000.00		\$2,369.00
13 Total special and miscellaneous.....	40,000.00	\$40,000.00	80,000.00

Ten per centum of the foregoing amounts shall be available interchangeably for expenditures in the various national parks named, and in the national monuments, but not more than 10 per centum shall be added to the amount appropriated for any one of said parks or monuments or for any particular item within a park or monument.

**Insect Infestations, National Park Service—**

To enable the Secretary of the Interior to meet the emergencies caused by forest insects within national parks and national monuments under the jurisdiction of the Department of the Interior and to provide personnel and equipment for the investigation, control, and prevention of spread of such insects, to be expended directly or in cooperation with other departments of the Federal Government or with States, [\$20,000, of which amount \$10,000 shall be immediately available for the purchase of equipment] (act May 10, 1926, vol. 44, p. 490)

\$7,500.00

\$20,000.00

	Estimated expenditures, 1928 appropriation	Estimated expenditures, 1927 appropriation	Expended and obligated, 1926
Special and miscellaneous:			
Insect control work—			
Crater Lake National Park.....	\$500.00	\$2,000.00	\$7,654.56
Glacier National Park.....	500.00	500.00	
Grand Canyon National Park.....			6,494.63
Yellowstone National Park.....	3,500.00	3,500.00	5,800.00
Yosemite National Park.....			500.00
Devils Tower National Monument.....			395.75
Cooperation with Bureau of Entomology.....	3,000.00	4,000.00	4,000.00
13 Total special and miscellaneous.....	7,500.00	10,000.00	24,945.24
30 Equipment (sprayer).....		10,000.00	
Total.....	7,500.00	20,000.00	24,945.24

NOTE.—The expenditures shown in column for 1926 in excess of the amount appropriated are from unexpended balance of prior act.

**Roads and Trails, National Parks—**

Construction, and so forth, of roads and trails: For the construction, reconstruction, and improvement of roads and trails, inclusive of necessary bridges, in the national parks and monuments under the jurisdiction of the Department of the Interior, including the roads from Glacier Park Station through the Blackfeet Indian Reservation to various points in the boundary line of Glacier National Park and the international boundary, [\$2,000,000] \$1,500,000, of which amount not to exceed [\$6,000] \$7,500 may be expended for personal services in the District of Columbia: Provided, That the Secretary of the Interior may also approve projects, incur obligations, and enter into contracts for additional work not exceeding a total of \$1,500,000, and his action in so doing shall be deemed a contractual obligation of the Federal Government for the payment of the cost thereof, and appropriations hereafter made for the purpose of carrying out the provisions of the act approved April 9, 1924, and acts amendatory thereof and supplemental thereto shall be considered available for the purpose of discharging the obligations so created (acts Apr. 9, 1924, vol. 43, p. 90; May 10, 1926, vol. 44, p. 491)

1,500,000.00

2,000,000.00

*Estimates of appropriations required for the service of the fiscal year ending June 30, 1928—Continued*

General object (title of appropriation), date of acts, references to Statutes at Large, or to Revised Statutes, and estimated amount required for each detailed object				Total amount to be appropriated under each head of appropriation	Amount appropriated for the fiscal year ending June 30, 1927
<b>Roads and Trails, National Parks—Continued.</b>					
	Estimated expenditures, 1928 appropriation	Estimated expenditures, 1927 appropriation	Expended and obligated, 1926		
<b>Departmental service:</b>					
<b>Salaries—</b>					
Clerical, administrative, and fiscal service—					
Grade 11, \$3,800 to \$5,000; average, \$4,400—	Average—	Average—	Average—		
Assistant chief investigator (accountant and auditor).....	No. Salary	No. Salary	No. Salary		
Grade 9, \$3,000 to \$3,600; average, \$3,300—				1 1/2	\$3,800
Investigator (accountant and auditor).....	1 3,000	1 3,000	1 3,000	1 1/2	3,000
Grade 7, \$2,400 to \$3,000; average, \$2,700—					
Accountant.....	1/2 2,700	1/2 2,700	1/2 2,700		
Grade 5, \$1,680 to \$2,040; average, \$1,860—					
Senior clerk.....	1/2 1,860	1/2 1,860	1/2 1,860		
Grade 3, \$1,500 to \$1,860; average, \$1,680—					
Assistant clerk.....	1 1,500	1 1,500	1 1,500	1 1/2	1,498
Senior stenographer.....				1/2	1,500
Grade 1, \$1,140 to \$1,500; average, \$1,320—					
Clerk-typist.....	1 1,200	1 1,200	1 1,200	1	1,200
Total average number of employees.....	3 1/2	3 1/2	2 1/2		
Total salaries, departmental service.....	7,220.00	7,220.00	4,476.87		
<b>Field service:</b>					
<b>Salaries and wages—</b>					
Salary range, \$3,800 to \$5,000; average, \$4,400—					
Civil engineer.....	1 4,200	1 4,200			
Salary range, \$3,000 to \$3,600; average, \$3,300—					
Associate engineers.....			3 1/2	3,200	
Salary range, \$2,400 to \$3,000; average, \$2,700—					
Assistant engineer.....	1 2,600	1 2,600	1 2,600		
Assistant engineering draftsman.....	1 2,700	1 2,700	1 2,450		
Senior clerk.....			1/2	2,450	
Salary range, \$2,100 to \$2,700; average, \$2,400—					
Principal engineering draftsman.....	1 2,300	1 2,300	1 1/2	2,400	
Chief clerk.....	1 2,300	1 2,300	1/2	2,300	
Salary range, \$1,860 to \$2,400; average, \$2,100—					
Principal clerk.....			1/2	2,300	
Salary range, \$1,680 to \$1,860; average, \$1,680—					
Stenographer.....	1 1,680	1 1,680	1/2	1,680	
Total average number of employees.....	6	6	8 1/2		
Total salaries and wages, field service.....	15,780.00	15,780.00	22,207.58		
Deduct allowances for quarters.....	1,380.00	1,380.00	860.00		
Cash payment, salaries and wages.....	14,400.00	14,400.00	21,347.58		
01 Total personal services.....	21,620.00	21,620.00	25,824.45		
02 Stationery and office supplies.....	500.00	500.00	500.00		
05 Communication service.....	500.00	500.00	421.68		
06 Travel expenses.....	3,500.00	3,500.00	3,762.10		
07 Transportation of things.....	100.00	100.00	88.72		
08 Lithographing, engraving, and engrossing.....	300.00	300.00	298.76		
11 Rents.....			1,080.00		
32 Construction of roads, trails, and bridges.....	1,473,480.00	1,973,480.00	1,468,024.29		
Total.....	1,500,000.00	2,000,000.00	1,500,000.00		
Appropriations herein made for the National Park Service which are available for the purchase of equipment may be used for purchase of waterproof footwear, which shall be regarded and listed as park equipment. Appropriations herein made for construction of physical improvements in national parks shall be immediately available.					
Total, National Park Service.....				\$3,277,105.00	\$3,698,920.00

## BUREAU OF EDUCATION

*Salaries, Bureau of Education—*

For the Commissioner of Education and other personal services in the District of Columbia in accordance with the classification act of 1923 (*R. S.*, p. 85, sec. 516; act May 10, 1926, vol. 44, p. 491).....

212,300.00

207,000.00

	Estimated expenditures, 1928 appropriation	Estimated expenditures, 1927 appropriation	Expended and obligated, 1926
<b>Departmental service:</b>			
<b>Salaries—</b>			
Professional service—			
Grade 6, \$6,000 to \$7,500; average, \$6,750—	Average—	Average—	Average—
Chief educationist (chief of bureau).....	No. Salary	No. Salary	No. Salary
Grade 5, \$5,200 to \$6,000; average, \$5,600—			
Senior educationists (chiefs of division).....	3 5,200	3 5,200	2 1/2 5,212
Grade 4, \$3,800 to \$5,000; average, \$4,400—			
Educationists.....	10 3,880	9 3,889	6 3,841



*Estimates of appropriations required for the service of the fiscal year ending June 30, 1928—Continued*

General object (title of appropriation), date of acts, references to Statutes at Large, or to Revised Statutes, and estimated amount required for each detailed object	Total amount to be appropriated under each head of appropriation	Amount appropriated for the fiscal year ending June 30, 1927
--	--	--

*Salaries, Bureau of Education—Continued.*

	Estimated expenditures, 1928 appropriation	Estimated expenditures, 1927 appropriation	Expended and obligated, 1926
Departmental service—Continued.			
Salaries—Continued.			
Professional service—Continued.			
Grade 3, \$3,000 to \$3,600; average, \$3,300—			
Associate educationists	Average— No. 3 Salary \$3,133	Average— No. 3 Salary \$3,133	Average— No. 3 Salary \$3,083
Grade 2, \$2,400 to \$3,000; average, \$2,700—			
Assistant librarian (chief of division)	1 2,800	1 2,800	1 2,650
Assistant educationists	9 2,644	9 2,644	8 2,645
Grade 1, \$1,800 to \$2,400; average, \$2,111.42—			
Junior librarians	3 2,067	3 2,053	2½ 1,944
Junior educationists	2 2,150	2 2,130	1½ 2,153
Subprofessional service—			
Grade 5, \$1,680 to \$2,040; average, \$1,860—			
Librarian assistant	1 1,860	1 1,860	1 1,770
Grade 3, \$1,320 to \$1,680; average, \$1,500—			
Under library assistant	1 1,500	1 1,500	1 1,534
Grade 2, \$1,140 to \$1,500; average, \$1,320—			
Minor library assistants	2 1,170	2 1,170	1½ 1,177
Clerical, administrative, and fiscal service—			
Grade 11, \$3,800 to \$5,000; average, \$4,400—			
Administrative officer (chief clerk)	1 3,800	1 3,800	1 3,450
Grade 10, \$3,300 to \$3,900; average, \$3,600—			
Junior administrative officer (chief clerk)			1 3,450
Grade 9, \$3,000 to \$3,600; average, \$3,300—			
Senior administrative assistant (chief of division)	1 3,300	1 3,300	1 3,150
Grade 7, \$2,400 to \$3,000; average, \$2,700—			
Junior administrative assistant	1 2,700	1 2,700	1 2,550
Grade 6, \$2,100 to \$2,700; average, \$2,400—			
Principal clerks	5 2,500	5 2,500	5½ 2,576
Principal translators	2 2,100	2 2,100	2 2,100
Grade 5, \$1,800 to \$2,400; average, \$2,111.42—			
Senior clerks	3 2,100	3 2,100	3 2,100
Grade 4, \$1,680 to \$2,040; average, \$1,860—			
Clerks	3 1,800	3 1,800	3½ 1,899
Clerk-stenographers	3 1,920	3 1,920	3 1,860
Principal stenographer	1 1,740	1 1,740	1 1,680
Grade 3, \$1,500 to \$1,860; average, \$1,680—			
Assistant clerks	5 1,668	5 1,668	5½ 1,616
Senior stenographers	2 1,560	1 1,680	1 1,590
Grade 2, \$1,320 to \$1,680; average, \$1,500—			
Junior clerks	8 1,508	8 1,508	8 1,492
Junior stenographers	15 1,500	15 1,500	14½ 1,500
Senior typist	1 1,320	1 1,320	1 1,312
Grade 1, \$1,140 to \$1,500; average, \$1,320—			
Underclerks	2 1,350	2 1,350	2½ 1,358
Under operator, office devices			½ 1,140
Custodial service—			
Grade 3, \$1,020 to \$1,260; average, \$1,140—			
Messengers	2 1,140	2 1,140	2 1,140
Grade 1, \$600 to \$780; average, \$690—			
Junior messenger	1 690	1 690	1 690
Total number of employees	92	90	85½
Total salaries, departmental service	212,300	207,000	189,670
The difference between 1928 and 1927 is due to increase in force, \$5,300.			

*General Expenses, Bureau of Education—*

For necessary traveling expenses of the commissioner and employees acting under his direction, including attendance at meetings of educational associations, societies, and other organizations; for compensation not to exceed \$1,200 of employees in field service; for purchase, distribution, and exchange of educational documents, motion-picture films, and lantern slides; collection, exchange and cataloging of educational apparatus and appliances, articles of school furniture and models of school buildings illustrative of foreign and domestic systems and methods of education, and repairing the same; and other expenses not herein provided for (*acts July 12, 1870, vol. 16, p. 242, sec. 1; Mar. 8, 1881, vol. 21, p. 409, sec. 1; Mar. 4, 1913, vol. 37, p. 775, sec. 1; May 10, 1926, vol. 44, p. 491*)—

\$11,000.00

\$14,600.00

	Estimated expenditures, 1928 appropriation	Estimated expenditures, 1927 appropriation	Expended and obligated, 1926
Field service:			
Salaries and wages—			
Salary range, \$3,300 to \$3,900; average, \$3,600—			
Special agent in schoolhouse construction	Average— No. 31½ Salary \$3,600	Average— No. 31½ Salary \$3,600	Average— No. 31½ Salary \$3,600
Special collaborator, \$1 per annum	1	1	1
Total average number of employees	31½	31½	31½
Total salaries and wages, field service	1,000.00	1,000.00	1,000.00
Supplies and materials	2,500.00	2,500.00	1,432.33

*Estimates of appropriations required for the service of the fiscal year ending June 30, 1928—Continued*

General object (title of appropriation), date of acts, references to Statutes at Large, or to Revised Statutes, and estimated amount required for each detailed object

Total amount to be appropriated under each head of appropriation

Amount appropriated for the fiscal year ending June 30, 1927

*General Expenses, Bureau of Education—Continued.*

	Estimated expenditures, 1928 appropriation	Estimated expenditures, 1927 appropriation	Expended and obligated, 1926
Travel expenses:			
0615 Transportation.....	\$3,200.00	\$5,000.00	\$2,752.35
0616 Subsistence.....	3,800.00	5,600.00	1,878.14
06 Total travel expenses.....	7,000.00	10,600.00	4,630.49
07 Transportation of things (service).....	100.00	100.00	89.90
11 Rent of rooms for conferences.....	50.00	50.00	
13 Special and miscellaneous current expenses.....	350.00	350.00	
Total.....	11,000.00	14,600.00	7,152.72

*Investigation of Land-grant Colleges, Bureau of Education—*

For all expenses, including personal services in the District of Columbia and elsewhere, purchase of supplies, traveling expenses, printing, and all other incidental expenses not included in the foregoing, to enable the Secretary of the Interior, through the Bureau of Education, at a total cost of not to exceed \$117,000, to make a study of the organization, administration, and work of the land-grant institutions established and endowed by acts of Congress approved July 2, 1862 (Twelfth Statutes, page 503), August 30, 1890 (Twenty-sixth Statutes, page 417), March 4, 1907 (Thirty-fourth Statutes, page 1281), and acts amendatory thereof or supplementary thereto, \$61,000: Provided, That specialists and experts for this investigation may be employed at rates to be fixed by the Secretary of the Interior to correspond to those established by the classification act of 1923, and without reference to the civil service act of January 16, 1883 (submitted)

\$61,000.00

	Estimated expenditures, 1928 appropriation	Estimated expenditures, 1927 appropriation	Expended and obligated, 1926
Departmental service:			
Salaries—			
Professional service—			
Grade 5, \$5,200 to \$6,000; average, \$5,600—	Average—	Average—	Average—
Senior educationists.....	No. Salary	No. Salary	No. Salary
Grade 4, \$3,800 to \$5,000; average, \$4,400—	2½ \$5,200		
Educationists.....	1½ 4,456		
Grade 3, \$3,000 to \$3,600; average, \$3,300—	1 3,000		
Associate educationist.....	1 2,400		
Grade 2, \$2,400 to \$3,000; average, \$2,700—	1 2,400		
Assistant librarian.....			
Clerical, administrative, and fiscal service—			
Grade 4, \$1,650 to \$2,040; average, \$1,860—	5 1,680		
Clerks.....			
Total average number of employees.....	10½		
Total salaries, departmental service.....	32,000		
Field service:			
Salaries and wages—			
Professional service—			
Salary range, \$7,500—			
Educational expert.....	1 7,500		
Total average number of employees.....	1		
Total salaries, field service.....	7,500		
01 Total personal service.....	39,500		
Travel expenses:			
0615 Transportation.....	8,300		
0616 Subsistence.....	10,000		
06 Total travel expenses.....	18,300		
08 Printing and binding.....	2,000		
13 Special and miscellaneous expenses.....	1,200		
Total.....	61,000		

*Estimates of appropriations required for the service of the fiscal year ending June 30, 1928—Continued*

General object (title of appropriation), date of acts, references to Statutes at Large, or to Revised Statutes, and estimated amount required for each detailed object	Total amount to be appropriated under each head of appropriation	Amount appropriated for the fiscal year ending June 30, 1927
--	--	--

**Education of Natives of Alaska—**

Education in Alaska: To enable the Secretary of the Interior, in his discretion and under his direction, to provide for the education and support of the Eskimos, Aleuts, Indians, and other natives of Alaska, including necessary traveling expenses of pupils to and from industrial boarding schools in Alaska; erection, repair, and rental of school buildings; textbooks and industrial apparatus; pay and necessary traveling expenses of superintendents, teachers, physicians, and other employees, *including traveling expenses of new appointees from Seattle, Washington, to their posts of duty in Alaska*; repair, equipment, maintenance, and operation of United States ship Boxer; and all other necessary miscellaneous expenses which are not included under the above special heads, including **[\$245,500]** **\$263,830** for salaries in the District of Columbia and elsewhere, **\$14,000** for traveling expenses, **[\$118,100]** **\$107,500** for equipment, supplies, fuel, and light, **[\$13,000]** **\$16,470** for repairs of buildings, **[\$47,000]** **\$18,200** for erection of buildings, **[including necessary expenses incident to the acceptance by the Secretary of the Interior of donations of sites for school buildings at Juneau and Ketchikan, Alaska,]** **[\$35,000]** **\$42,000** for freight, including operation of United States ship Boxer, **\$4,000** for equipment and repairs to United States ship Boxer, **\$2,400** for rentals, and **\$1,000** for telephone and telegraph; total, **[\$480,000]** **\$469,400**, to be immediately available: *Provided*, That not to exceed 10 per centum of the amounts appropriated for the various items in this paragraph shall be available interchangeably for expenditures on the objects included in this paragraph, but no more than 10 per centum shall be added to any one item of appropriation except in cases of extraordinary emergency and then only upon the written order of the Secretary of the Interior: *Provided further*, That of said sum not exceeding **[\$7,000]** **\$7,100** may be expended for personal services in the District of Columbia: *Provided further*, That all expenditures of money appropriated herein for school purposes in Alaska for schools other than those for the education of white children under the jurisdiction of the governor thereof shall be under the supervision and direction of the Commissioner of Education and in conformity with such conditions, rules, and regulations as to conduct and methods of instruction and expenditures of money as may from time to time be recommended by him and approved by the Secretary of the Interior (*acts Jan. 27, 1905, vol. 33, p. 619, sec. 1; May 10, 1926, vol. 44, p. 492*)

\$469, 400. 00

\$480, 000. 00

	Estimated expenditures, 1928 appropriation	Estimated expenditures, 1927 appropriation	Expended and obligated, 1926
<b>Departmental service:</b>			
Salaries—			
Clerical, administrative, and fiscal service—			
Grade 7, \$2,400 to \$3,000; average, \$2,700—	<i>Average—</i>	<i>Average—</i>	<i>Average—</i>
Junior administrative assistant.....	No. 1 Salary \$2,700	No. 1 Salary \$2,700	No. 1 Salary \$2,700
Assistant accountant and auditor.....	1 2,700	1 2,700	1 2,650
Grade 3, \$1,500 to \$1,860; average, \$1,680—			
Assistant clerk.....	1 1,560	1 1,530	1 1,500
Grade 2, \$1,320 to \$1,680; average, \$1,500—			
Junior clerk.....			1 1,440
Total average number of employees.....	3	3	3
01 Total salaries, departmental service.....	6,960	6,930	6,771
The difference between 1928 and 1927 is due to increase in salaries, \$30.			
<b>Field service:</b>			
Salaries and wages—			
Salary range, \$3,800 to \$5,000; average, \$4,400—			
Chief of Alaska division.....	1 4,200	1 4,200	1 4,000
Office managers.....	1 3,800	1 3,800	1 3,800
Salary range, \$2,700 to \$3,300; average, \$3,000—			
Purchasing agent.....	1 2,800	1 2,800	1 2,800
District superintendents.....	6 3,117	6 3,117	6 3,050
Salary range, \$2,400 to \$3,000; average, \$2,700—			
Principal clerk.....	1 2,400	1 2,400	1 2,400
Special disbursing agent.....	1 2,400	1 2,400	1 2,400
Teachers.....	2 2,600	2 2,600	1 2,600
Salary range, \$2,100 to \$2,700; average, \$2,400—			
Teachers.....	2 2,400	2 2,400	1 2,400
Salary range, \$1,860 to \$2,400; average, \$2,100—			
Senior accountant and assistant auditor.....	1 2,100	1 2,100	1 1,920
Senior clerk.....	1 2,200	1 2,200	1 1,860
Teacher.....	1 2,200	1 2,200	1 2,200
Salary range, \$1,680 to \$2,040; average, \$1,860—			
Clerk.....	1 1,800	1 1,800	1 1,680
Teachers.....	47 1,980	44 1,980	43 1,980
Salary range, \$1,500 to \$1,860; average, \$1,680—			
Teachers.....	42 1,740	35 1,740	34 1,740
Cooks.....	2 1,800	2 1,800	2 1,800

*Estimates of appropriations required for the service of the fiscal year ending June 30, 1928—Continued*

General object (title of appropriation), date of acts, references to Statutes at Large, or to Revised Statutes, and estimated amount required for each detailed object				Total amount to be appropriated under each head of appropriation	Amount appropriated for the fiscal year ending June 30, 1927
<i>Education of Natives of Alaska—Continued.</i>					
	Estimated expenditures, 1928 appropriation	Estimated expenditures, 1927 appropriation	Expended and obligated, 1926		
Field service—Continued.					
Salaries and wages—Continued.					
Salary range, \$1,320 to \$1,680; average, \$1,500—	Average—	Average—	Average—		
Stenographers.....	No. 4 Salary \$1,440	No. 2 Salary \$1,410	No. 1 Salary \$1,320		
Teachers.....	46½ 1,560	43 1,560	42½ 1,560		
Ungraded—					
Janitors.....	2½ 129	2½ 129	2½ 129		
Total average number of employees.....	161½	146½	141½		
Total salaries and wages, field service.....	294,256	269,721	259,020		
Deduct allowances for subsistence, lodging, etc.....	37,386	31,151	31,120		
Cash payment, salaries and wages.....	256,870	238,570	227,900		
The difference between 1928 and 1927 is due to increase in force, \$21,430.					
01 Total personal services.....	263,830	245,500	234,671		
Supplies and materials:					
0200 Stationery and office supplies.....	275.00	250.00	138.00		
0220 Scientific and educational supplies.....	21,069.00	25,000.00	13,079.00		
0230 Fuel.....	31,047.00	29,500.00	22,781.00		
0240 Wearing apparel and sewing supplies.....	15,062.00	16,140.00	9,224.00		
0260 Provisions.....	1,637.00	1,350.00	1,145.00		
0280 Sundry supplies.....	4,240.00	5,242.00	6,912.00		
02 Total supplies and materials.....	73,350.00	77,482.00	53,279.00		
03 Subsistence and support of persons.....	19,000.00	21,460.00	16,969.00		
Communication service:					
0500 Telegraph service.....	400.00	400.00	228.00		
0510 Telephone service.....	600.00	600.00	471.00		
0520 Other communication service.....			32.00		
05 Total communication service.....	1,000.00	1,000.00	731.00		
Travel expenses:					
0600 Transportation.....	11,000.00	11,000.00	10,645.00		
0640 Subsistence.....	3,000.00	3,000.00	1,555.00		
06 Total travel expenses.....	14,000.00	14,000.00	12,200.00		
Freight:					
Transportation of things.....	21,500.00	14,500.00	18,878.00		
Operation of U. S. S. Boxer.....	20,500.00	20,500.00	22,773.00		
07 Total freight and operation of Boxer.....	42,000.00	35,000.00	41,651.00		
08 Furnishing of heat, light, and power.....	4,615.00	4,225.00	3,280.00		
09 Rentals.....	2,400.00	2,400.00	6,015.00		
Repairs:					
1200 Repairs to buildings.....	16,470.00	13,000.00	9,526.00		
1280 Repairs to machinery and equipment.....		2,345.00	1,250.00		
1290 Repairs to U. S. S. Boxer.....	4,000.00	4,000.00	4,417.00		
12 Total repairs.....	20,470.00	19,345.00	15,193.00		
13 Special and miscellaneous current expenses.....	1,525.00	2,000.00	1,250.00		
Equipment:					
3020 Educational, scientific, recreational.....	6,010.00	7,463.00	4,785.00		
3050 Other equipment.....	3,000.00	3,125.00	2,901.00		
30 Total equipment.....	9,010.00	10,588.00	7,686.00		
32 Erection of buildings.....	18,200.00	47,000.00	43,150.00		
Total.....	469,400.00	480,000.00	436,075.00		
<i>Medical Relief in Alaska—</i>					
Medical relief in Alaska: To enable the Secretary of the Interior, in his discretion and under his direction, with the advice and cooperation of the Public Health Service, to provide for the medical and sanitary relief of the Eskimos, Aleuts, Indians, and other natives of Alaska; erection, purchase, repair, rental, and equipment of hospital buildings; books and surgical apparatus; pay and necessary traveling expenses of physicians, nurses, and other employees, including traveling expenses of new appointees from Seattle, Washington, to their posts of duty in Alaska, and all other necessary miscellaneous expenses which are not included under the above special heads, \$150,000, to be available immediately: <i>Provided</i> , That patients who are not indigent may be admitted to the hospitals for care and treatment on the payment of such reasonable charges therefor as the Secretary of the Interior shall prescribe ( <i>acts Mar. 3, 1915, vol. 38, p. 862, sec. 1; May 10, 1926, vol. 44, p. 492</i> ).....					
				\$150,000.00	\$150,000.00

## Estimates of appropriations required for the service of the fiscal year ending June 30, 1928—Continued

General object (title of appropriation), date of acts, references to Statutes at Large, or to Revised Statutes, and estimated amount required for each detailed object				Total amount to be appropriated under each head of appropriation	Amount appropriated for the fiscal year ending June 30, 1927
<b>Medical Relief in Alaska—Continued.</b>					
	Estimated expenditures, 1928 appropriation	Estimated expenditures, 1927 appropriation	Expended and obligated, 1926		
Field service:					
Salaries and wages—	Average—	Average—	Average—		
Salary range, \$3,800 to \$5,000; average, \$4,400—	No. Salary	No. Salary	No. Salary		
Physicians.....	6 \$4,000	6 \$4,000	4½ \$4,000		
Salary range, \$3,000 to \$3,600; average, \$3,300—					
Physician.....	1 3,440	1 3,440	1½ 3,440		
Salary range, \$1,860 to \$2,400; average, \$2,100—					
Physician.....			1½ 1,956		
Nurses.....	14 2,200	14 2,200	10½ 2,200		
Salary range, \$1,680 to \$2,040; average, \$1,860—					
Nurses.....	13 1,740	12 1,740	10½ 1,740		
Cooks.....	5 1,800	5 1,800	3½ 1,800		
Orderlies.....	4 1,860	4 1,860	1½ 1,900		
Salary range, \$1,500 to \$1,860; average, \$1,680—					
Orderly.....	1 1,620	1 1,620	1 1,620		
Salary range, \$1,140 to \$1,500; average, \$1,320—					
Physicians.....	2 1,450	2 1,450	1½ 1,444		
Orderlies.....	4 1,140	4 1,140	3½ 1,140		
Ungraded: Nurses in training.....	2 1,080	2 1,080	1½ 1,080		
Total average number of employees.....	52	51	39½		
Total salaries and wages, field service.....	108,540	106,800	81,350		
Deduct allowances for subsistence, lodging, etc.....	22,020	21,860	18,083		
01 Total personal services, cash payment.....	86,520	84,940	63,267		
The difference between 1928 and 1927 is due to increase in force, \$1,580.					
Supplies and materials:					
0210 Medical supplies.....	15,550.00	14,480.00	16,640.00		
0230 Fuel.....	14,500.00	12,560.00	11,178.00		
0240 Wearing apparel.....	1,225.00	1,200.00	973.00		
0280 Sundry supplies.....	1,500.00	1,500.00	1,975.00		
02 Total supplies and materials.....	32,775.00	29,740.00	30,766.00		
03 Subsistence and support of persons.....	6,050.00	6,835.00	6,580.00		
05 Telephone.....	90.00	90.00	90.00		
Travel expenses:					
0600 Transportation.....	4,400.00	4,400.00	4,360.00		
0640 Subsistence.....	600.00	600.00	640.00		
06 Total travel expenses.....	5,000.00	5,000.00	5,000.00		
07 Transportation of freight.....	7,350.00	3,150.00	2,672.00		
10 Furnishing of heat, light, and water.....	350.00	300.00	294.00		
12 Repairs.....	5,950.00	10,180.00	3,520.00		
13 Special and miscellaneous expenses.....	3,415.00	6,255.00	6,256.00		
30 Equipment.....	2,500.00	2,540.00	2,875.00		
Reserve.....		1,000.00			
Total.....	150,000.00	150,000.00	121,320.00		
<b>Reindeer for Alaska—</b>					
Reindeer for Alaska: For support of reindeer stations in Alaska and instruction of Alaskan natives in the care and management of reindeer, including salaries of necessary employees in Alaska, subsistence, clothing, and other necessary personal supplies for apprentices with Government herds, traveling expenses of employees, purchase, erection, and repair of cabins for supervisors, herders, and apprentices, equipment, and all other necessary miscellaneous expenses, <b>[\$12,500]</b> \$17,520, to be available immediately: <i>Provided</i> , That the Commissioner of Education is authorized to sell such of the male reindeer belonging to the Government as he may deem advisable and to use the proceeds in the purchase of female reindeer belonging to missions and in the distribution of reindeer to natives in those portions of Alaska in which reindeer have not yet been placed and which are adapted to the reindeer industry ( <i>acts Mar. 3, 1893, vol. 27, p. 590, sec. 1; May 10, 1926, vol. 44, p. 492</i> )				\$17,520.00	\$12,500.00
	Estimated expenditures, 1928 appropriation	Estimated expenditures, 1927 appropriation	Expended and obligated, 1926		
Field service:					
Salaries and wages—	Average—	Average—	Average—		
Salary range, \$2,100 to \$2,700; average, \$2,400—	No. Salary	No. Salary	No. Salary		
Supervisors.....	3 \$2,413	3 \$2,413	1 \$2,340		
Salary range, \$1,320 to \$1,680; average, \$1,500—					
Herders.....	2 1,560	2 1,560	1½ 1,380		
Total average number of employees.....	5	5	2½		
Total salaries and wages, field service.....	10,360	10,360	4,180		
Deduct allowances for subsistence, lodging, etc.....	3,300	3,300	1,264		
01 Total personal services, cash payment.....	7,060	7,060	2,916		

*Estimates of appropriations required for the service of the fiscal year ending June 30, 1928—Continued*

General object (title of appropriation), date of acts, references to Statutes at Large, or to Revised Statutes, and estimated amount required for each detailed object				Total amount to be appropriated under each head of appropriation	Amount appropriated for the fiscal year ending June 30, 1927
<i>Reindeer for Alaska—Continued.</i>					
	Estimated expenditures, 1928 appropriation	Estimated expenditures, 1927 appropriation	Expended and obligated, 1926		
Supplies and materials:					
0230 Fuel.....	\$275	\$275	\$250		
0260 Wearing apparel.....	940	840	2,057		
0280 Sundry supplies.....	385	840	1,245		
02 Total supplies.....	1,600	1,955	3,552		
03 Subsistence and support of persons.....	2,000	1,285	3,378		
06 Transportation and traveling expenses.....	2,900	1,000	980		
07 Freight.....	860	500	504		
30 Equipment.....	200	200	670		
32 Buildings.....	2,900				
Reserve.....		500			
Total.....	17,520	12,500	12,000		
<i>Alaskan Reindeer Fund, Special Fund—</i> Indefinite appropriation of the receipts from sale of male reindeer in Alaska, to be used in the purchase and distribution of reindeer to natives ( <i>act July 19, 1919, vol. 41, p. 203, sec. 1</i> ).....				\$500. 00	\$500. 00
	Estimated expenditures, 1928 appropriation	Estimated expenditures, 1927 appropriation	Expended and obligated, 1926		
Supplies and materials:					
0240 Wearing apparel.....	\$150	\$150			
0260 Provisions.....	250	250			
0280 Sundry supplies.....	100	100			
02 Total supplies and materials.....	500	500			
<i>Colleges for Agriculture and the Mechanic Arts—</i> Indefinite appropriation to pay each State and Territory for the more complete endowment and maintenance of colleges for the benefit of agriculture and the mechanic arts now established, or which may be hereafter established, in accordance with an act of Congress approved July 2, 1862. That there shall be, and hereby is, annually appropriated, out of any money in the Treasury not otherwise appropriated, to be paid as hereinafter provided, to each State and Territory for the more complete endowment and maintenance of agricultural colleges now established, or which may hereafter be established, in accordance with the act of Congress approved July 2, 1862, and the act of Congress approved August 30, 1890, the sum of \$5,000 in addition to the sums named in the said act, for the fiscal year ending June 30, 1908, and an annual increase of the amount of such appropriation thereafter for four years by an additional sum of \$5,000 over the preceding year, and the annual sum to be paid thereafter to each State and Territory shall be \$50,000, to be applied only for the purposes of the agricultural colleges, as defined and limited in the act of Congress approved July 2, 1862, and the act of Congress approved August 30, 1890. That the sum hereby appropriated to the States and Territories for the further endowment and support of the colleges shall be paid by, to, and in the manner prescribed by the act of Congress approved August 30, 1890, entitled "An act to apply a portion of the proceeds of the public lands to the more complete endowment and support of the colleges for the benefit of agriculture and the mechanic arts established under the provisions of the act of Congress approved July 2, 1862," and the expenditure of the said money shall be governed in all respects by the provisions of the said act of Congress approved July 2, 1862, and the said act of Congress approved August 30, 1890: <i>Provided</i> , That said colleges may use a portion of this money for providing courses for the special preparation of instructors for teaching the elements of agriculture and the mechanic arts ( <i>acts July 2, 1862, vol. 12, p. 503, secs. 1-8; Aug. 30, 1890, vol. 26, p. 417; Mar. 4, 1907, vol. 34, p. 1281</i> ).....				2, 550, 000. 00	2, 550, 000. 00
2201 Grants for educational and scientific purposes: Expenditures—1928, \$2,550,000; 1927, \$2,550,000; 1926, \$2,550,000.					
Total under Bureau of Education.....				3, 471, 720. 00	3, 414, 600. 00

*Estimates of appropriations required for the service of the fiscal year ending June 30, 1928—Continued*

General object (title of appropriation), date of acts, references to Statutes at Large, or to Revised Statutes, and estimated amount required for each detailed object				Total amount to be appropriated under each head of appropriation	Amount appropriated for the fiscal year ending June 30, 1927
<b>GOVERNMENT IN THE TERRITORIES</b>					
<b>Salary of the Governor, Territory of Alaska—</b> For salary of the Governor of Alaska (acts June 6, 1900, vol. 31, p. 321, secs. 1-10; May 10, 1926, vol. 44, p. 492)				\$7,000.00	\$7,000.00
	Estimated expenditures, 1928 appropriation	Estimated expenditures, 1927 appropriation	Expended and obligated, 1926		
Field service:					
Salary range, \$6,000 to \$7,500; average, \$6,750—	Average—	Average—	Average—		
Salaries—	No. Salary	No. Salary	No. Salary		
01 Governor	1 \$7,000	1 \$7,000	1 \$7,000		
<b>Salary of the Secretary, Territory of Alaska—</b> For salary of the secretary, Territory of Alaska (R. S., sec. 1843; acts July 16, 1914, vol. 38, p. 493; May 10, 1926, vol. 44, p. 492)				3,600.00	3,600.00
	Estimated expenditures, 1928 appropriation	Estimated expenditures, 1927 appropriation	Expended and obligated, 1926		
Field service:					
Salary range, \$3,300 to \$3,900; average, \$3,600—	Average—	Average—	Average—		
Salaries—	No. Salary	No. Salary	No. Salary		
01 Secretary, Territory of Alaska	1 \$3,600	1 \$3,600	1 \$3,600		
<b>Contingent Expenses, Territory of Alaska—</b> For incidental and contingent expenses, clerk hire, not to exceed \$2,800; janitor service for the governor's office and the executive mansion, not to exceed \$2,580; traveling expenses of the governor while absent from the capital on official business, and of the secretary of the Territory while traveling on official business under direction of the governor; rent of executive offices, repair and preservation of governor's house and furniture; for care of grounds and purchase of necessary equipment; stationery, lights, water, and fuel; in all \$12,500, to be expended under the direction of the governor (acts June 6, 1900, vol. 31, p. 321, secs. 1-10; May 10, 1926, vol. 44, p. 493)				12,500.00	12,500.00
	Estimated expenditures, 1928 appropriation	Estimated expenditures, 1927 appropriation	Expended and obligated, 1926		
Field service:					
Salaries and wages—	Average—	Average—	Average—		
Salary range, \$2,700 to \$3,300; average, \$3,000—	No. Salary	No. Salary	No. Salary		
Secretary to Governor of Alaska	1 \$2,800	1 \$2,800	1 \$2,800		
Salary range, \$1,500 to \$1,860; average, \$1,680—					
Janitor	1 1,740	1 1,740	1 1,740		
Salary range, \$780 to \$1,020; average, \$900—					
Caretaker	1 840	1 840	1 840		
01 Total average number of employees	3	3	3		
Total salaries and wages, field service	5,380.00	5,380.00	5,361.34		
Supplies and materials:					
0200 Stationery and office supplies	250.00	250.00	146.30		
0230 Fuel	1,225.00	1,200.00	1,184.20		
0280 Sundry supplies	350.00	350.00	232.67		
02 Total supplies and materials	1,825.00	1,800.00	1,563.17		
Communication service:					
0500 Telegraph service	70.00	50.00	31.64		
0510 Telephone service	192.00	192.00	144.00		
0520 Other communication service	25.00	20.00			
05 Total communication service	287.00	262.00	175.64		
06 Travel expenses	1,250.00	1,200.00	1,158.64		
07 Transportation of things (service)	110.00	120.00	97.60		
08 Printing and binding	25.00	20.00			
10 Heat, light, power, water, electricity	490.00	500.00	426.21		
11 Rents	2,130.00	2,130.00	2,130.00		
12 Repairs and alterations	503.00	780.00	670.44		
13 Special and miscellaneous expenses	50.00	33.00			
30 Furniture, equipment, and fixtures	400.00	250.00	191.60		
32 Structures and parts	50.00	25.00			
	5,008.00	5,058.00	4,674.49		
	12,500.00	12,500.00	11,774.64		
Less amount paid from second deficiency appropriation, \$2,500, approved Mar. 4, 1925			1,790.00		
Total	12,500.00	12,500.00	9,984.64		

*Estimates of appropriations required for the service of the fiscal year ending June 30, 1928—Continued*

General object (title of appropriation), date of acts, references to Statutes at Large, or to Revised Statutes, and estimated amount required for each detailed object				Total amount to be appropriated under each head of appropriation	Amount appropriated for the fiscal year ending June 30, 1927
<b>Legislative Expenses, Territory of Alaska—</b> <b>[Legislative expenses: For salaries of members, \$21,350; mileage of members, \$9,250; salaries of employees, \$5,160; rent of legislative halls and committee rooms, \$2,500; printing, indexing, and binding laws, printing and binding journals, stationery, supplies, printing of bills, reports, and so forth, \$9,000; in all, \$47,260, to be expended under the direction of the Governor of Alaska] (acts July 16, 1914, vol. 38, p. 479; June 5, 1924, vol. 43, p. 427; May 10, 1926, vol. 44, p. 493)</b>					* \$47,260.00
	Estimated expenditures, 1928 appropriation	Estimated expenditures, 1927 appropriation	Expended and obligated, 1926		
Salaries of members of senate and house.....		\$21,350			
Salaries of employees of senate and house.....		5,160			
01 Total personal services.....		26,510			
02 Stationery and office supplies.....		1,500			
Communication service:					
0500 Telegraph service.....		50			
0510 Telephone service.....		40			
0521 Other (postage, box rent, etc.).....		50			
05 Total communication service.....		140			
06 Mileage allowances.....		9,250			
08 Printing and binding, engraving, lithographing, etc.....		7,260			
11 Rents.....		2,500			
13 Special and miscellaneous repairs.....		50			
30 Equipment: Sundry items (furniture, furnishings, and fixtures).....		50			
Total.....		47,260			
<b>Care and Custody of Insane, Alaska—</b> <b>Insane of Alaska: For care and custody of persons legally adjudged insane in Alaska, including transportation, burial, and other expenses, [\$159,248] \$161,000: Provided, That authority is granted to the Secretary of the Interior to pay from this appropriation to the Sanitarium Company, of Portland, Oregon, or to other contracting institution or institutions, not to exceed \$624 per capita per annum for the care and maintenance of Alaskan insane patients during the fiscal year [1927] 1928: Provided further, That so much of this sum as may be required shall be available for all necessary expenses in ascertaining the residence of inmates and in returning those who are not legal residents of Alaska to their legal residence or to their friends, and the Secretary of the Interior shall, so soon as practicable, return to their places of residence or to their friends all inmates not residents of Alaska at the time they became insane, and the commitment papers for any person hereafter adjudged insane shall include a statement by the committing authority as to the legal residence of such person (acts June 12, 1917, vol. 40, p. 150; Oct. 6, 1917, vol. 40, p. 373; July 19, 1919, vol. 41, p. 203; June 5, 1920, vol. 41, p. 916; Mar. 4, 1921, vol. 41, p. 1405; Mar. 20, 1922, vol. 42, p. 446; May 10, 1926, vol. 44, p. 493)</b>				\$161,000.00	159,248.00
	Estimated expenditures, 1928 appropriation	Estimated expenditures, 1927 appropriation	Expended and obligated, 1926		
06 Subsistence and support of persons (patients).....	\$159,120.00	\$157,248.00	\$159,123.56		
06 Travel expenses.....	800.00	900.00	1,773.03		
13 Special and miscellaneous expenses.....	45.00	40.00	108.02		
Grants, subsidies and contributions:					
2230 Gratuities.....	360.00	340.00	568.19		
2250 Burial expenses.....	675.00	720.00	927.20		
22 Total grants, subsidies and contributions.....	1,035.00	1,060.00	1,495.39		
Total.....	161,000.00	159,248.00	162,500.00		

\*This appropriation made biennially.



*Estimates of appropriations required for the service of the fiscal year ending June 30, 1928—Continued*

General object (title of appropriation), date of acts, references to Statutes at Large, or to Revised Statutes, and estimated amount required for each detailed object				Total amount to be appropriated under each head of appropriation	Amount appropriated for the fiscal year ending June 30, 1927
<b>Suppressing Traffic in Intoxicating Liquors, Alaska—</b> Traffic in intoxicating liquors: For suppression of the traffic in intoxicating liquors among the natives of Alaska, to be expended under the direction of the Secretary of the Interior ( <i>acts June 6, 1900, vol. 31, p. 321, secs. 1-10; Mar. 3, 1909, vol. 35, p. 838, secs. 1-23; May 10, 1926, vol. 44, p. 493</i> )				\$16,200.00	\$16,200.00
	Estimated expenditures, 1928 appropriation	Estimated expenditures, 1927 appropriation	Expended and obligated, 1926		
Field service:					
Salaries and wages—	Average—	Average—	Average—		
Salary range, \$1,860 to \$2,400; average, \$2,100—	No. 4 Salary \$2,400	No. 4 Salary \$2,400	No. 3½ Salary \$2,400		
Special officers	1 180	1 180	1 180		
Salary range, \$180 to \$300; average, \$240—					
Special officer	1 180	1 180	1 180		
Total average number of employees	5	5	4½		
01 Total salaries and wages, field service	9,780.00	9,780.00	8,580.00		
Supplies and materials:					
0200 Stationery and office supplies	50.00	40.00			
0230 Fuel	20.00	20.00			
0280 Sundry supplies	50.00	50.00			
02 Total supplies and materials	120.00	110.00			
Communication service:					
0500 Telegraph service	10.00	10.00	1.25		
0510 Telephone service	10.00	5.00			
05 Total communication service	20.00	15.00	1.25		
Travel expenses:					
0615 Transportation service	3,580.00	3,600.00	2,674.79		
0616 Subsistence	2,550.00	2,600.00	2,017.18		
06 Total travel expenses	6,130.00	6,200.00	4,691.97		
07 Transportation of things (service)	50.00	40.00	7.00		
13 Special and miscellaneous expenses	100.00	55.00			
Total	16,200.00	16,200.00	13,280.22		
THE ALASKA RAILROAD					
<b>Alaska Railroad Fund—</b> The Alaska Railroad: For every expenditure requisite for and incident to the authorized work of the Alaska Railroad, including maintenance, operation and improvements of railroads in Alaska; maintenance and operation of river steamers and other boats on the Yukon River and its tributaries in Alaska; stores for resale; payment of claims for losses and damages arising from operations; payment of amounts due connecting lines under traffic agreements; payment of compensation and expenses as authorized by section 42 of the injury compensation act, approved September 7, 1916, to be reimbursed as therein provided, \$1,700,000, in addition to all amounts received by the Alaska Railroad during the fiscal year [1927] 1928, to continue available until expended: <i>Provided</i> , That not to exceed \$6,200 of this fund shall be available for personal services in the District of Columbia during the fiscal year [1927] 1928: <i>Provided further</i> , That \$500,000 of such fund shall be available only for such capital expenditures as are chargeable to capital account under accounting regulations prescribed by the Interstate Commerce Commission, which amount shall be available immediately ( <i>acts Mar. 12, 1914, vol. 38, p. 305; Oct. 7, 1919, vol. 41, p. 293; Nov. 18, 1921, vol. 42, p. 221; May 10, 1926, vol. 44, p. 493</i> )					
	Estimated expenditures, 1928 appropriation	Estimated expenditures, 1927 appropriation	Expended and obligated, 1926	1,700,000.00	1,700,000.00
WASHINGTON OFFICE					
Departmental service:					
Salaries—	Average—	Average—	Average—		
Clerical, administrative, and fiscal service—	No. Salary	No. Salary	No. Salary		
Grade 8, \$2,700 to \$3,300; average, \$3,000—					
Chief clerk	1 \$2,800	1 \$2,800	1 \$2,800		
General agent	2 1,650	2 1,650	2 1,600		
Grade 3, \$1,500 to \$1,800; average, \$1,650—					
Assistant clerks	2 1,650	2 1,650	2 1,600		
Total number of employees	3	3	3		
Total salaries, departmental service	6,100	6,100	6,000		

## Estimates of appropriations required for the service of the fiscal year ending June 30, 1928—Continued

General object (title of appropriation), date of acts, references to Statutes at Large, or to Revised Statutes, and estimated amount required for each detailed object	Total amount to be appropriated under each head of appropriation		Amount appropriated for the fiscal year ending June 30, 1927	
<b>Alaska Railroad Fund—Continued.</b>				
<b>SEATTLE OFFICE</b>	Estimated expenditures, 1928 appropriation	Estimated expenditures, 1927 appropriation	Expended and obligated, 1926	
Field service:				
Salaries and wages—	Average—	Average—	Average—	
Salary range, \$5,200 to \$6,000; average, \$5,600—	No. Salary	No. Salary	No. Salary	
General purchasing agent	1 5,200	1 5,200	1 5,200	
Salary range, \$3,300 to \$3,900; average, \$3,600—				
Office manager	1 3,800	1 3,800	1 3,300	
Chief clerk	1 3,600	1 3,600	1 3,300	
Special disbursing agent	1 3,300	1 3,300	1 3,300	
Salary range, \$2,400 to \$3,000; average, \$2,700—				
Clerk	1 2,700	1 2,700	1 2,500	
Salary range, \$1,860 to \$2,400; average, \$2,100—				
Clerks	1 2,100	1 2,100	1 2,100	
Stenographer	1 2,100	1 2,100	1 2,100	
Salary range, \$1,500 to \$1,860; average, \$1,680—				
Clerk			1 1,680	
Salary range, \$1,140 to \$1,500; average, \$1,320—				
Clerk			1 1,200	
Salary range, \$900 to \$1,140; average, \$1,020—				
Messenger and clerk	1 720	1 720	1 1,020	
Total average number of employees	6	6	7 1/2	
Total salaries and wages, field service	15,315	15,315	19,660	
<b>ANCHORAGE OFFICE</b>				
Field service:				
Salaries and wages—				
Salary range, \$7,500 and over—				
General manager	1 14,400	1 14,400	1 14,400	
Salary range, \$6,000 to \$7,500; average, \$6,750—				
Captain, steamer	1 6,040	1 6,040	1 6,040	
Salary range, \$3,800 to \$5,000; average, \$4,400—				
Pilot, steamer	1 5,040	1 5,040	1 5,040	
Examiner of accounts	1 5,000	1 5,000	1 5,000	
Assistant general manager	1 4,800	1 4,800	1 4,800	
Superintendent of transportation	1 4,800	1 4,800	1 4,800	
Chief engineer, steamer	1 4,540	1 4,540	1 4,540	
Superintendent of motive power and equipment	1 4,500	1 4,500	1 4,250	
Assistant engineer, steamer	1 3,840	1 3,840	1 3,840	
First mate, steamer	1 3,840	1 3,840	1 3,840	
Captain, motor ship			1 3,840	
Salary range, \$3,300 to \$3,900; average, \$3,600—				
Roadmaster	1 3,600	1 3,600	1 3,720	
Special disbursing agent			1 3,600	
Auditor of station accounts	1 3,600	1 3,600	1 3,600	
Chief engineer (motor ship)			1 3,440	
Bridge engineer	1 3,600	1 3,600	1 3,350	
Accountant	1 3,300	1 3,300	1 3,300	
General storekeeper			1 3,300	
Salary range, \$3,000 to \$3,600; average, \$3,300—				
Hotel manager	1 3,600	1 3,600	1 3,375	
General foreman	1 3,600	1 3,600	1 3,360	
Traveling engineer	1 3,420	1 3,420	1 3,320	
Trainmaster	1 3,300	1 3,300	1 3,300	
Salary range, \$2,700 to \$3,300; average, \$3,000—				
Sawyer			1 3,120	
Dispatchers	2 3,120	2 3,120	2 3,120	
General foremen	2 3,180	2 3,180	1 3,110	
Roadmasters	3 3,100	3 3,100	3 3,100	
Disbursing agents	2 3,000	2 3,000	1 3,075	
General car foreman	1 3,180	1 3,180	1 3,030	
Assistant surgeon	1 3,000	1 3,000	1 3,000	
Superintendent (hospital)	1 3,000	1 3,000	1 3,000	
Storekeeper			1 3,000	
Chief timekeeper	1 3,000	1 3,000	1 3,000	
Chief electrician	1 3,000	1 3,000	1 3,000	
Electrical engineer			1 3,000	
Assistant roadmaster	1 3,000	1 3,000	1 3,000	
General agent	1 3,000	1 3,000	1 3,000	
Assistant to the general manager	1 3,000	1 3,000	1 3,000	
Engineer, launch	1 2,990	1 2,990	1 2,990	
Captain, launch			1 2,990	
Engineers, locomotive	16 2,894	16 2,894	14 2,894	
Purser, steamer	1 2,880	1 2,880	1 2,880	
Pilot, launch	1 2,880	1 2,880	1 2,880	
Assistant engineer (residency)	1 2,880	1 2,880	1 2,880	
First assistant engineer, motor ship			1 2,880	
Station agents	4 2,788	4 2,788	3 2,788	
Conductors	14 2,785	14 2,785	13 2,785	
Resident engineers	2 2,740	2 2,740	1 2,740	
Traveling auditor	1 2,700	1 2,700	1 2,700	
Claims clerk	1 2,700	1 2,700	1 2,700	
Receiving and forwarding agent	1 2,700	1 2,700	1 2,700	
Passenger agent	1 2,700	1 2,700	1 2,700	
Special lead electrician	1 2,700	1 2,700	1 2,700	
Special lead boilermaker	1 2,700	1 2,700	1 2,700	
Salary range, \$2,400 to \$3,000; average, \$2,700—				
Supervisor	1 3,000	1 3,000	1 2,865	
Riveters	2 2,806	3 2,806	3 2,806	
Acting general storekeeper			1 2,760	
Chief officer (motor ship)			1 2,760	
Cooks	1 2,760	1 2,760	1 2,760	
Foremen	20 2,731	20 2,731	19 2,731	
Assistant roadmaster	1 2,700	1 2,700	1 2,700	

*Estimates of appropriations required for the service of the fiscal year ending June 30, 1928—Continued*

General object (title of appropriation), date of acts, references to Statutes at Large, or to Revised Statutes, and estimated amount required for each detailed object	Total amount to be appropriated under each head of appropriation			Amount appropriated for the fiscal year ending June 30, 1927
<b>Alaska Railroad Fund—Continued.</b>				
	Estimated expenditures, 1928 appropriation	Estimated expenditures, 1927 appropriation	Expended and obligated, 1926	
<b>ANCHORAGE OFFICE—continued</b>				
Field service—Continued.				
Salaries and wages—Continued.				
Salary range, \$2,400 to \$3,000; average, \$2,700—Con.	Average—	Average—	Average—	
	No. Salary	No. Salary	No. Salary	
Power-plant engineer	1 \$2,700	1 \$2,700	1 \$2,700	
Chief clerk	1 2,700	1 2,700	1 2,700	
Accountants	6 2,650	6 2,650	5 2,650	
Assistant engineer (boat)	1 2,640	1 2,640	1 2,654	
Ditcher engineers	2 2,580	2 2,580	1 2,580	
Storekeeper	1 2,580	1 2,580	1 2,580	
Station agents	3 2,580	3 2,580	2 2,587	
Engineer, steam-shovel	2 2,580	2 2,580	2 2,578	
Steward, steamer			1 2,520	
Mucker			1 2,433	
Salary range, \$2,100 to \$2,700; average, \$2,400—				
Longshoreman			1 2,406	
Resident engineer	1 2,478	1 2,478	1 2,478	
Cook	1 2,430	1 2,430	1 2,430	
Assistant gas engineer	1 2,415	1 2,415	1 2,415	
Chief inspector	1 2,400	1 2,400	1 2,400	
Accountants	3 2,400	3 2,400	2 2,400	
Chief clerk			1 2,400	
Wire chief	1 2,400	1 2,400	1 2,400	
Special electricians	2 2,400	2 2,400	2 2,400	
Wharfinger	1 2,400	1 2,400	1 2,400	
Special boilermakers	1 2,400	1 2,400	1 2,400	
Special machinists	3 2,400	3 2,400	2 2,400	
Special sheet-metal worker	1 2,400	1 2,400	1 2,400	
Special blacksmith	1 2,400	1 2,400	1 2,400	
Tie and timber inspector			1 2,400	
Cold-storage operator	1 2,400	1 2,400	1 2,400	
Baggagemen	4 2,376	4 2,376	4 2,376	
Firemen, locomotive	15 2,376	15 2,376	13 2,376	
Bolters	1 2,364	2 2,364	1 2,364	
Station agent	1 2,340	1 2,340	1 2,340	
Wireless operator (motor ship)			1 2,340	
Second officer (motor ship)			1 2,340	
Foremen	17 2,336	17 2,336	16 2,336	
Draftsmen	1 2,400	1 2,400	1 2,328	
Millwright	1 2,400	1 2,400	1 2,316	
Second mate and watchman	1 2,310	1 2,310	1 2,310	
Hostlers	5 2,308	5 2,308	4 2,308	
Brakemen	20 2,304	20 2,304	17 2,304	
Tourist agent	1 2,304	1 2,304	1 2,304	
Clerks	7 2,301	7 2,301	7 2,301	
Calker	1 2,292	1 2,292	1 2,292	
Special inspector			1 2,280	
Telegraph operator	1 2,280	1 2,280	1 2,280	
Gas engine mechanic	1 2,280	1 2,280	1 2,280	
Electrician	1 2,280	1 2,280	1 2,280	
Steward (motor ship)			1 2,280	
Molder	1 2,280	1 2,280	1 2,280	
Gas car operator			1 2,269	
Laundrymen	2 2,160	2 2,160	2 2,160	
Housekeeper	1 2,160	1 2,160	1 2,160	
Special agent			1 2,100	
Salary range, \$1,860 to \$2,400; average, \$2,100—				
Boiler makers	6 2,284	6 2,284	5 2,284	
Longshoremen	18 2,254	17 2,254	15 2,254	
Gas-engine mechanics	2 2,225	2 2,225	1 2,225	
Marine engineer	1 2,220	1 2,220	1 2,220	
Power-plant engineers	4 2,220	4 2,220	4 2,220	
Pattern maker	1 2,220	1 2,220	1 2,220	
Cabinetmakers	3 2,204	3 2,204	3 2,204	
Machinists	12 2,201	12 2,201	11 2,201	
Station agents	6 2,200	6 2,200	6 2,200	
Faller			1 2,184	
Pile-driver engineers	1 2,182	1 2,182	1 2,182	
Storekeeper	1 2,160	1 2,160	1 2,160	
Gas-boat captain	1 2,160	1 2,160	1 2,160	
Section foreman	50 2,160	50 2,160	48 2,160	
Cooks	15 2,151	15 2,151	14 2,151	
Blacksmiths	7 2,119	7 2,119	5 2,119	
Carpenters	76 2,110	72 2,110	69 2,110	
Cranemen	2 2,102	2 2,102	1 2,102	
Accountant	1 2,100	1 2,100	1 2,100	
Stationer	1 2,100	1 2,100	1 2,100	
Terminal fire chief	1 2,100	1 2,100	1 2,100	
Plumber	1 2,090	1 2,090	1 2,090	
Electricians	6 2,081	6 2,081	5 2,081	
Crane engineers	6 2,074	6 2,074	5 2,074	
Second mate and watchman	1 2,070	1 2,070	1 2,070	
Instrumentman	1 2,065	1 2,065	1 2,065	
Checkers	3 2,063	3 2,063	2 2,063	
Welders	3 2,054	3 2,054	2 2,054	
Clerks	20 2,044	19 2,044	18 2,044	
Baker	1 2,040	1 2,040	1 2,040	
Car inspectors	3 2,040	3 2,040	3 2,040	
Painters	6 2,036	6 2,036	6 2,036	
Coal station operators	3 2,034	3 2,034	3 2,034	
Car repairmen	6 2,007	6 2,007	5 2,007	
Airbrakemen	2 2,002	2 2,002	1 2,002	
Gardener	1 2,004	1 2,004	1 2,004	
Foremen	4 2,002	4 2,002	3 2,002	
Steam fitters	3 2,000	3 2,000	2 2,000	

## Estimates of appropriations required for the service of the fiscal year ending June 30, 1928—Continued

General object (title of appropriation), date of acts, references to Statutes at Large, or to Revised Statutes, and estimated amount required for each detailed object	Total amount to be appropriated under each head of appropriation			Amount appropriated for the fiscal year ending June 30, 1927
<b>Alaska Railroad Fund—Continued.</b>				
	Estimated expenditures, 1928 appropriation	Estimated expenditures, 1927 appropriation	Expended and obligated, 1926	
<b>ANCHORAGE OFFICE—continued</b>				
<b>Field service—Continued.</b>				
<b>Salaries and wages—Continued.</b>				
Salary range, \$1,560 to \$2,400; average, \$2,100—Con.	Average—	Average—	Average—	
	No. Salary	No. Salary	No. Salary	
Surgeon's assistant.....	1 \$1,980	1 \$1,980	1 \$1,980	
Dinky engineer.....	1 1,980	1 1,980	1 1,980	
Cashier.....	1 1,980	1 1,980	1 1,980	
Motor-truck drivers.....	1 1,980	1 1,980	1 1,980	
Linemen.....	7 1,953	7 1,953	7 1,953	
Operators, telegraph.....	2 1,948	2 1,948	1 1,948	
Assistant cold storage operator.....	1 1,940	1 1,940	1 1,940	
Assistant storekeeper.....	1 1,920	1 1,920	1 1,920	
Assistant fire chief.....	1 1,920	1 1,920	1 1,920	
Stenographers.....	2 1,920	2 1,920	2 1,920	
Millhand.....			1 1,872	
Salary range, \$1,680 to \$2,040; average, \$1,860—				
Matron.....	1 1,920	1 1,920	1 1,920	
Second assistant engineer.....			1 1,920	
Firemen.....	24 1,866	23 1,866	22 1,866	
Nurses.....	4 1,853	4 1,853	4 1,853	
Pile-driver men.....	4 1,807	4 1,807	3 1,807	
Boiler maker's helpers.....	5 1,804	5 1,804	4 1,804	
Powder man.....	1 1,807	1 1,807	1 1,807	
Technician.....	1 1,800	1 1,800	1 1,800	
Crane foreman.....	1 1,800	1 1,800	1 1,800	
Machine driller.....	1 1,800	1 1,800	1 1,800	
Power-plant firemen's helpers.....	3 1,800	3 1,800	3 1,800	
Shop crane man.....			1 1,800	
Dinky brakeman.....	1 1,786	1 1,786	1 1,786	
Machinists.....	20 1,778	19 1,778	18 1,778	
Plumber's helper.....	1 1,776	1 1,776	10 1,776	
Timekeepers.....	2 1,755	2 1,755	2 1,755	
Saloon watchman.....	1 1,749	1 1,749	1 1,749	
Blacksmith's helper.....			1 1,740	
Salary range, \$1,500 to \$1,860; average, \$1,680—				
Stove repairman.....	1 1,800	1 1,800	1 1,800	
Pumpmen.....	3 1,795	4 1,795	4 1,795	
Blacksmith's helpers.....	3 1,747	3 1,747	2 1,747	
Watchmen.....	1 1,740	1 1,740	1 1,740	
Teamster.....	1 1,740	1 1,740	1 1,740	
Machinist's helpers.....	10 1,708	9 1,708	7 1,708	
Steamfitter's helpers.....	1 1,698	1 1,698	1 1,698	
Linemen's helpers.....	13 1,682	13 1,682	12 1,682	
Hand drillers.....	3 1,682	3 1,682	2 1,682	
Welder's helper.....	1 1,680	1 1,680	1 1,680	
Deck hands.....	5 1,680	5 1,680	5 1,680	
Carpenter's helpers.....	7 1,677	6 1,677	5 1,677	
Waiters.....	17 1,667	17 1,667	17 1,667	
Rodman.....	1 1,665	1 1,665	1 1,665	
Mess boy.....	1 1,654	1 1,654	1 1,654	
Clerks.....	8 1,651	8 1,651	7 1,651	
Cooks.....	19 1,640	19 1,640	18 1,640	
Stenographers.....	3 1,635	3 1,635	2 1,635	
Janitors.....	19 1,629	19 1,629	17 1,629	
Crane firemen.....	3 1,622	3 1,622	2 1,622	
Warehousemen.....	3 1,620	3 1,620	3 1,620	
Coach caretakers.....	2 1,620	2 1,620	2 1,620	
Assistant cold-storage operator.....			1 1,620	
Orderly.....			1 1,620	
Chair man.....	1 1,620	1 1,620	1 1,620	
Assistant operator.....	1 1,548	1 1,548	1 1,548	
Machinist's apprentices.....	1 1,518	1 1,518	1 1,518	
Salary range, \$1,320 to \$1,680; average, \$1,500—				
Carpenter's helpers.....	16 1,675	16 1,675	15 1,675	
Trackwalkers.....	6 1,645	6 1,645	5 1,645	
Pitmen.....	20 1,620	16 1,620	13 1,620	
Porter.....	1 1,620	1 1,620	1 1,620	
Laborers.....	300 1,558	275 1,558	251 1,558	
Operator.....	1 1,500	1 1,500	1 1,500	
Clerk.....	1 1,500	1 1,500	1 1,500	
Supply man.....	1 1,500	1 1,500	1 1,500	
Crane hands.....	8 1,497	7 1,497	5 1,497	
Truckmen.....	6 1,485	6 1,485	5 1,485	
Lamplighter.....	1 1,440	1 1,440	1 1,440	
Salary range, \$1,140 to \$1,500; average, \$1,320—				
Mess boy.....	1 1,500	1 1,500	1 1,500	
Truckman.....	1 1,498	1 1,498	1 1,498	
Boilermaker apprentice.....	1 1,325	1 1,325	1 1,325	
Cabin boy.....	1 1,320	1 1,320	1 1,320	
Machinist's apprentices.....	3 1,293	3 1,293	2 1,293	
Electrician's apprentice.....	1 1,200	1 1,200	1 1,200	
Molder's apprentice.....	1 1,200	1 1,200	1 1,200	
Carpenter's apprentice.....	1 1,200	1 1,200	1 1,200	
Messenger.....	1 1,200	1 1,200	1 1,200	
Salary range, \$1,020 to \$1,260; average, \$1,140—				
Assistant surgeon.....		1 1,200	1 1,200	
Cabin boy.....			1 1,140	
Seaman.....			1 1,140	
Oiler.....			1 1,140	
Bell boy.....	1 1,080	1 1,080	1 1,080	

*Estimates of appropriations required for the service of the fiscal year ending June 30, 1928—Continued*

General object (title of appropriation), date of acts, references to Statutes at Large, or to Revised Statutes, and estimated amount required for each detailed object				Total amount to be appropriated under each head of appropriation	Amount appropriated for the fiscal year ending June 30, 1927
<b>Alaska Railroad Fund—Continued.</b>					
<b>ANCHORAGE OFFICE—continued</b>					
Field service—Continued.					
Salaries and wages—Continued.					
Salary range, \$750 to \$1,020; average, \$900—	<i>Average—</i>		<i>Average—</i>		
	<i>No.</i>	<i>Salary</i>	<i>No.</i>	<i>Salary</i>	
Messenger and clerk.....	1	\$900	1	\$900	
Pumpman.....	1	900	1	900	
Pump watchman.....	1	900	1	900	
Salary range, \$420 to \$600; average, \$510—	<i>Average—</i>		<i>Average—</i>		
Nurse.....	1	480	1	480	
Total average number of employees.....	1,084		1,047	987 $\frac{5}{8}$	
Total salaries and wages, field service.....	2,146,985.80		2,087,006.80	1,977,968.36	
The difference between 1928 and 1927 is due to increase in force, \$59,979.					
Total average number of employees, field (Seattle and Anchorage offices).....	1,090		1,053	994 $\frac{1}{4}$	
Total salaries and wages, field (Seattle and Anchorage offices).....	2,162,300.80		2,102,321.80	1,997,628.36	
Deduct allowances for subsistence, lodging, etc.....	114,577.94		112,852.01	112,163.67	
Cash payment, salaries and wages.....	2,047,722.86		1,989,469.79	1,885,464.69	
01 Total personal services.....	2,053,822.86		1,995,569.79	1,891,464.69	
Deduct expenditures for personal services included in objects named below.....	2,053,822.86		1,995,569.79	1,891,464.69	
03 Subsistence and support of persons.....	45,000.00		40,000.00	38,267.79	
07 Transportation of things (service).....	611,000.00		598,500.00	566,345.27	
09 Advertising and publication of notices.....	15,000.00		15,000.00	11,265.06	
10 Furnishing of heat, light, power, water, electricity (service).....	50,000.00		50,000.00	49,553.46	
12 Repairs and alterations.....	1,494,000.00		1,416,500.00	1,425,613.73	
13 Special and miscellaneous current expenses.....	140,000.00		145,000.00	145,668.60	
30 Equipment.....	180,000.00		235,000.00	40,351.48	
32 Structures.....	484,000.00		400,000.00	308,697.43	
Total.....	3,025,000.00		2,900,000.00	2,585,762.82	
Less revenues.....	1,325,000.00		1,200,000.00	1,067,396.09	
Net total.....	1,700,000.00		1,700,000.00	1,518,366.73	
<b>Salaries, Governor and Secretary, Territory of Hawaii—</b>					
Governor (acts Apr. 30, 1900, vol. 31, p. 159, sec. 92; May 27, 1910, vol. 36, p. 448, sec. 8; May 10, 1926, vol. 44, p. 493).....				\$10,000.00	
Secretary (same acts).....				5,400.00	
				\$15,400.00	\$15,400.00
Field service:					
Salaries and wages—					
Salary range, \$7,500 and over—	<i>Average—</i>		<i>Average—</i>	<i>Average—</i>	
Governor.....	<i>No.</i>	<i>Salary</i>	<i>No.</i>	<i>Salary</i>	
Salary range, \$6,000 to \$7,500; average, \$6,750—	<i>Average—</i>		<i>Average—</i>	<i>Average—</i>	
Governor.....	1	\$10,000	1	\$10,000	
Salary range, \$5,200 to \$6,000; average, \$5,600—	<i>Average—</i>		<i>Average—</i>	<i>Average—</i>	
Secretary, Territory of Hawaii.....	1	5,400	1	5,400	
Total average number of employees.....	2		2		
01 Total salaries, field service.....	15,400		15,400	12,400	

*Estimates of appropriations required for the service of the fiscal year ending June 30, 1928—Continued*

General object (title of appropriation), date of acts, references to Statutes at Large, or to Revised Statutes, and estimate amount required for each detailed object				Total amount to be appropriated under each head of appropriation	Amount appropriated for the fiscal year ending June 30, 1927
<b>Contingent Expenses, Territory of Hawaii—</b> For contingent expenses, to be expended by the governor, for stationery, postage, and incidentals, \$1,000; private secretary to the governor, \$3,000; for traveling expenses of the governor while absent from the capital on official business, \$500; in all (acts Apr. 30, 1900, vol. 31, p. 159, sec. 92; May 27, 1910, vol. 36, p. 448, sec. 8; July 16, 1914, vol. 38, p. 479; May 10, 1926, vol. 44, pp. 493-494)				\$4, 500. 00	\$4, 500. 00
	Estimated expenditures, 1928 appropriation	Estimated expenditures, 1927 appropriation	Expended and obligated, 1926		
<b>Field service:</b>					
Salaries and wages—	Average—	Average—	Average—		
Salary range, \$2,700 to \$3,300; average, \$3,000—	No. 1 Salary \$3,000	No. 1 Salary \$3,000	No. 1 Salary \$3,000		
Private secretary to Governor of Hawaii	1	1	1		
Total average number of employees	1	1	1		
01 Total salaries, field service	3, 000	3, 000	3, 000		
Supplies and materials:					
0200 Stationery and office supplies	175. 00	175. 00	51. 00		
0280 Sundry supplies	25. 00	25. 00	10. 00		
02 Total supplies and materials	200. 00	200. 00	61. 00		
Communication service:					
0502 Marine cable service	200. 00	200. 00	195. 78		
0503 Radio and wireless	304. 00	304. 00	198. 00		
0521 Postal service (box rent)	16. 00	16. 00	12. 00		
0524 Postage	130. 00	130. 00	198. 52		
05 Total communication service	650. 00	650. 00	605. 20		
Travel expenses:					
0601 Steam-railway fares	150. 00	150. 00	142. 99		
0602 Fares by water	200. 00	200. 00	253. 50		
0640 Food and lodging while in travel status	50. 00	50. 00	34. 00		
0650 Sleeping car	100. 00	100. 00	66. 75		
16 Total travel expenses	500. 00	500. 00	497. 24		
3 Special and miscellaneous current expenses	50. 00	50. 00			
Equipment:					
3012 Tables, desks, and other supports and depots for commodities	50. 00	50. 00			
3017 Office machines and devices	50. 00	50. 00	44. 00		
30 Total equipment	100. 00	100. 00	44. 00		
Total	4, 500. 00	4, 500. 00	4, 207. 44		
<b>Legislative Expenses, Territory of Hawaii—</b> [Legislative expenses: For furniture, light, telephone, stationery, record casings and files, printing and binding, including printing, publications, and binding of the session laws and the House and Senate Journals, indexing records, postage, ice, water, clerk hire, mileage of Members, and incidentals, pay of chaplain, clerk, sergeant at arms, stenographers, typewriters, janitors, and messengers, \$30,000: <i>Provided</i> , That the members of the Legislature of the Territory of Hawaii shall not draw their compensation of \$200 or any mileage for an extra session, held in compliance with section 54 of an act to provide a government for the Territory of Hawaii, approved April 30, 1900] (acts June 17, 1910, vol. 36, p. 501; Aug. 23, 1912, vol. 37, p. 385; June 5, 1924, vol. 43, p. 428; May 10, 1926, vol. 44, p. 494)					30, 000. 00
	Estimated expenditures, 1928 appropriation	Estimated expenditures, 1927 appropriation	Expended and obligated, 1926		
01 Salaries of employees		\$21, 150			
Supplies and materials:					
0200 Stationery and office supplies		200			
0280 Sundry supplies		50			
02 Total supplies and materials		250			
05 Communication service, other (postage, box rent, etc.)					
06 Mileage allowances		125			
08 Printing and binding, indexing, engraving, etc.		1, 600			
30 Equipment, sundry items (furniture, furnishings, and fixtures)		6, 850			
		25			
Total		30, 000			

\* Appropriation made biennially.

## Estimates of appropriations required for the service of the fiscal year ending June 30, 1928—Continued

General object (title of appropriation), date of acts, references to Statutes at Large, or to Revised Statutes, and estimated amount required for each detailed object				Total amount to be appropriated under each head of appropriation	Amount appropriated for the fiscal year ending June 30, 1927
<b>Indefinite appropriations:</b> <b>Public Schools, Alaska Fund—</b> That section 1 of an act entitled "An act to provide for the construction and maintenance of roads, the establishment and maintenance of schools, and the care and support of insane persons in the District of Alaska, and for other purposes," approved January 27, 1905, as amended by an act approved May 14, 1906, and as further amended by an act approved February 6, 1909, be, and the same is hereby, amended so as to read as follows: "SECTION 1. That all moneys derived from and collected for liquor licenses, occupation or trade licenses, outside of the incorporated towns in the Territory of Alaska, shall be deposited in the Treasury Department of the United States, there to remain as a separate and distinct fund, to be known as the 'Alaska fund,' and to be wholly devoted to the purposes hereinafter stated in the Territory of Alaska. Twenty-five per centum of said fund, or so much thereof as may be necessary, shall be devoted to the establishment and maintenance of public schools in said Territory; * * *" ( <i>act Mar. 3, 1913, vol. 37, p. 728</i> )				\$25,000.00	\$25,000.00
	Estimated expenditures, 1928 appropriation	Estimated expenditures, 1927 appropriation	Expended and obligated, 1925		
Field service:					
Number of employees.....	25	25	19		
01 Total salaries, field service.....	\$20,475.00	\$20,000.00	\$14,286.65		
Supplies and materials:					
0222 Educational supplies.....	1,000.00	1,100.00	870.00		
0230 Fuel.....	1,250.00	1,300.00	1,219.04		
0280 Sundry supplies.....	225.00	250.00	235.00		
02 Total supplies and materials.....	2,475.00	2,650.00	2,324.04		
10 Furnishing heat, light, water.....	450.00	500.00	397.00		
11 Rents.....	300.00	350.00	270.00		
12 Repairs and alterations.....	1,000.00	1,150.00	850.00		
13 Special and miscellaneous expenses.....	100.00	100.00	75.00		
32 Structures and parts (school buildings, additions, etc.).....	200.00	250.00			
Total.....	25,000.00	25,000.00	18,212.69		
Total, Government in the Territories, including Alaska Railroad.....				1,945,200.00	2,020,708.00
<b>ST. ELIZABETHS HOSPITAL</b> <b>St. Elizabeths Hospital—</b> For support, clothing, and treatment in Saint Elizabeths Hospital for the insane from the Army, Navy, Marine Corps, Coast Guard, inmates of the National Home for Disabled Volunteer Soldiers, persons charged with or convicted of crimes against the United States who are insane, all persons who have become insane since their entry into the military and naval service of the United States, civilians in the quartermaster's service of the Army, persons transferred from the Canal Zone who have been admitted to the hospital and who are indigent, and beneficiaries of the United States Veterans' Bureau, including not exceeding \$27,000 for the purchase, exchange, maintenance, repair, and operation of motor-propelled passenger-carrying vehicles for the use of the superintendent, purchasing agent, and general hospital business, \$804,000, including maintenance and operation of necessary facilities for feeding employees and others (at not less than cost), and the proceeds therefrom shall reimburse the appropriation for the institution; and not exceeding \$1,500 of this sum may be expended in the removal of patients to their friends, not exceeding \$1,500 in the purchase of such books, periodicals, and newspapers for which payments may be made in advance, as may be required for the purposes of the hospital and for the medical library, and not exceeding \$1,500 for actual and necessary expenses incurred in the apprehension and return to the hospital of escaped patients: <i>Provided</i> , That so much of this sum as may be required shall be available for all necessary expenses in ascertaining the residence of inmates who are not or who cease to be properly chargeable to Federal maintenance in the institution and in returning them to such places of residence: <i>Provided further</i> , That during the fiscal year [1927] 1928 the District of Columbia, or any branch of the Government requiring Saint Elizabeths Hospital to care for patients					

## Estimates of appropriations required for the service of the fiscal year ending June 30, 1928—Continued

General object (title of appropriation), date of acts, references to Statutes at Large, or to Revised Statutes, and estimated amount required for each detailed object	Total amount to be appropriated under each head of appropriation		Amount appropriated for the fiscal year ending June 30, 1927
<b>St. Elizabeths Hospital—Continued.</b> for which they are responsible, shall pay by check to the superintendent, upon his written request, either in advance or at the end of each month, all or part of the estimated or actual cost of such maintenance, as the case may be, and bills rendered by the Superintendent of Saint Elizabeths Hospital in accordance herewith shall not be subject to audit or certification in advance of payment; proper adjustments on the basis of the actual cost of the care of patients paid for in advance shall be made monthly or quarterly, as may be agreed upon between the superintendent of Saint Elizabeths Hospital and the District of Columbia government, department, or establishments concerned. All sums paid to the Superintendent of Saint Elizabeths Hospital for the care of patients that he is authorized by law to receive shall be deposited to the credit on the books of the Treasury Department of the appropriation made for the care and maintenance of the patients at Saint Elizabeths Hospital for the year in which the support, clothing, and treatment is provided, and be subject to requisition by the disbursing agent of Saint Elizabeths Hospital, upon the approval of the Secretary of the Interior ( <i>acts Mar. 8, 1855, vol. 10, p. 682; June 5, 1920, vol. 41, p. 919; May 10, 1926, vol. 44, pp. 494-495</i> )	\$804, 000. 00		\$804, 000. 00
	Estimated expenditures, 1928 appropriation	Estimated expenditures, 1927 appropriation	Expended and obligated, 1926
<b>Salaries:</b>			
Professional service—	<i>Average—</i>	<i>Average—</i>	<i>Average—</i>
Grade 6, \$6,000 to \$7,500; average, \$6,750—	No. Salary	No. Salary	No. Salary
Chief medical officer (superintendent).....	1 \$7,500.00	1 \$7,500.00	1 \$7,500.00
Grade 5, \$5,200 to \$6,000; average, \$5,600—			
Senior medical officers.....	6 5,400.00	6 5,400.00	6 5,233.00
Grade 4, \$3,800 to \$5,000; average, \$4,400—			
Medical officers.....	13 4,400.00	16 4,212.50	12 $\frac{1}{2}$ 4,200.00
Grade 3, \$3,000 to \$3,600; average, \$3,300—			
Associate dentist.....	1 3,100.00	1 3,250.00	1 3,250.00
Associate medical officers.....	6 3,300.00	8 3,400.00	5 $\frac{1}{2}$ 3,300.00
Associate engineers.....	2 3,300.00	2 3,200.00	2 3,100.00
Grade 2, \$2,400 to \$3,000; average, \$2,700—			
Assistant scientists (1 laboratorian, 1 farm superintendent).....	2 2,600.00	2 2,500.00	2 2,600.00
Assistant dentist.....	1 2,500.00	1 2,600.00	1 2,500.00
Assistant medical officers.....	8 2,500.00	8 2,400.00	7 2,400.00
Grade 1, \$1,860 to \$2,400; average, \$2,111.42—			
Junior medical officers (internes).....	10 1,860.00	9 1,860.00	8 $\frac{1}{2}$ 1,860.00
<b>Subprofessional service—</b>			
Grade 8, \$2,400 to \$3,000; average, \$2,700—			
Chief engineering aid (electrical engineer).....	1 2,700.00	1 2,800.00	1 2,700.00
Superintendent of nurses.....	1 2,700.00		1 2,650.00
Grade 7, \$2,100 to \$2,700; average, \$2,400—			
Principal social service workers.....	2 2,400.00	2 2,400.00	2 2,275.00
Chief dietitian.....	1 2,500.00	1 2,500.00	1 2,400.00
Chief occupational therapy aid.....	1 2,600.00	1 2,600.00	1 2,600.00
Chief nurse.....	1 2,700.00		
Industrial supervisor.....	1 2,600.00	1 2,600.00	1 2,600.00
Principal library assistant.....	1 2,300.00	1 2,300.00	1 2,200.00
Principal scientific aid (assistant farm superintendent).....	1 2,200.00		1 $\frac{1}{2}$ 2,100.00
Grade 6, \$1,860 to \$2,400; average, \$2,111.42—			
Training assistant.....	1 2,200.00		
Senior medical technician.....	1 1,920.00	2 1,920.00	1 $\frac{1}{2}$ 1,860.00
Senior pharmacist.....	1 1,980.00	1 1,960.00	1 1,860.00
Assistant chief nurses.....	4 1,920.00	5 2,150.00	3 2,167.00
Senior engineering aid (assistant chief engineer).....		1 2,200.00	1 $\frac{1}{2}$ 2,100.00
Grade 5, \$1,680 to \$2,040; average, \$1,860—			
Foreman gardener.....	1 1,740.00	1 1,680.00	1 1,710.00
Medical technician.....	1 1,740.00		1 $\frac{1}{2}$ 1,680.00
Head dietitians.....	6 1,740.00	5 1,710.00	5 $\frac{1}{2}$ 1,713.00
Head nurses.....	5 1,740.00	10 1,680.00	4 $\frac{1}{2}$ 1,680.00
Hospital supervisors.....	20 1,740.00	19 1,740.00	20 1,689.00
Grade 4, \$1,500 to \$1,960; average, \$1,680—			
Assistant medical technician.....	1 1,560.00	1 1,560.00	1 $\frac{1}{2}$ 1,500.00
Senior dental hygienist.....	1 1,560.00	1 1,560.00	1 1,500.00
Psychiatric nurse.....	80 1,590.00	80 1,560.00	85 1,510.00
Physiotherapy aids.....	5 1,560.00	5 1,560.00	4 $\frac{1}{2}$ 1,515.00
Occupational therapy aids.....	8 1,560.00	12 1,620.00	7 1,560.00
Head gardener.....	1 1,560.00	1 1,560.00	1 1,500.00
Assistant engineer draftsman.....	1 1,500.00		
Nurses.....	3 1,500.00		
Grade 3, \$1,320 to \$1,680; average, \$1,500—			
Gardener.....	1 1,560.00	1 1,500.00	1 1,500.00
Junior medical technicians.....	2 1,380.00	2 1,350.00	1 $\frac{1}{2}$ 1,350.00
Junior psychiatric nurses.....	45 1,320.00	45 1,320.00	44 1,320.00
Grade 2, \$1,140 to \$1,500; average, \$1,320—			
Assistant gardeners.....	2 1,260.00	1 1,320.00	2 1,260.00
Hospital attendants.....	460 1,160.00	510 1,155.00	484 1,155.00
Occupational therapy pupil aid.....	1 1,140.00		
Minor library assistant.....	1 1,200.00		



*Estimates of appropriations required for the service of the fiscal year ending June 30, 1928—Continued*

General object (title of appropriation), date of acts, references to Statutes at Large, or to Revised Statutes, and estimated amount required for each detailed object	Estimated expenditures, 1928 appropriation		Estimated expenditures, 1927 appropriation		Expended and obligated, 1926		Total amount to be appropriated under each head of appropriation	Amount appropriated for the fiscal year ending June 30, 1927
St. Elizabeths Hospital—Continued.								
Salaries—Continued.								
Clerical, administrative, and fiscal service—	Average—		Average—		Average—			
Grade 12, \$5,200 to \$6,000; average, \$5,600—	No.	Salary	No.	Salary	No.	Salary		
Senior administrative officer.....	1	\$5,600.00	1	\$5,400.00	1	\$5,200.00		
Grade 8, \$2,700 to \$3,300; average, \$3,000—								
Administrative assistant.....	1	3,200.00	1	3,100.00	1	3,000.00		
Grade 7, \$2,400 to \$3,000; average, \$2,700—								
Junior administrative assistants.....	4	2,700.00	4	2,700.00	3½	2,700.00		
Grade 6, \$2,100 to \$2,700; average, \$2,400—								
Principal clerk.....	1	2,400.00	1	2,300.00	1	2,200.00		
Grade 5, \$1,800 to \$2,400; average, \$2,100—								
Senior clerk.....	1	2,300.00	1	2,300.00	1	2,200.00		
Head stenographers.....	1	1,980.00	2	1,890.00	1	1,860.00		
Senior clerk-stenographer.....	1	1,980.00			1	1,860.00		
Grade 4, \$1,680 to \$2,040; average, \$1,860—								
Clerks.....	3	1,980.00	2	1,980.00	3	1,860.00		
Principal stenographer.....			1	1,860.00				
Grade 3, \$1,500 to \$1,860; average, \$1,680—								
Assistant clerks.....	6	1,740.00	5	1,740.00	5	1,717.00		
Senior stenographers.....	12	1,680.00	12	1,680.00	10	1,667.00		
Assistant clerk-stenographer.....	1	1,800.00	1	1,620.00	1	1,800.00		
Assistant photographer.....	1	1,500.00	1	1,500.00	1	1,500.00		
Grade 2, \$1,320 to \$1,680; average, \$1,500—								
Junior clerks.....	8	1,500.00	7	1,500.00	6	1,500.00		
Junior clerk-typists.....	4	1,380.00	3	1,320.00	3	1,320.00		
Junior stenographers.....	2	1,380.00	1	1,380.00	2	1,320.00		
Junior operator office devices.....	1	1,620.00	1	1,620.00	1	1,620.00		
Junior clerk-stenographer.....	1	1,380.00			1	1,320.00		
Grade 1, \$1,140 to \$1,500; average, \$1,320—								
Underclerks.....	2	1,380.00	2	1,300.00	2	1,320.00		
Underclerk-typist.....	1	1,320.00			½	1,280.00		
Underoperators office devices.....	4	1,320.00	4	1,320.00	4	1,290.00		
Custodial service—								
Grade 9, \$2,100 to \$2,700; average, \$2,400—								
Chief supervisor of domestic attendants.....	1	2,600.00	1	2,600.00	1	2,600.00		
Assistant mechanical superintendent.....	1	2,200.00			½	2,100.00		
Grade 8, \$1,860 to \$2,400; average, \$2,111.42—								
Farm steward.....			1	1,860.00	½	1,860.00		
Principal mechanics.....	2	2,100.00	2	2,100.00	2	2,095.00		
Principal supervisor of domestic attendants.....	1	2,400.00	1	2,400.00	1	2,400.00		
Grade 7, \$1,680 to \$2,040; average, \$1,860—								
Senior mechanics.....	15	1,860.00	16	1,860.00	14	1,860.00		
Assistant chief guard.....	1	1,800.00	1	1,800.00	1	1,740.00		
Senior supervisor of domestic attendants.....	3	1,860.00	3	1,860.00	3	1,860.00		
Grade 6, \$1,500 to \$1,860; average, \$1,680—								
General foreman of laborers.....			1	1,560.00				
Mechanics.....	33	1,680.00	33	1,680.00	33	1,617.00		
Head guard.....	1	1,560.00	1	1,560.00	1	1,600.00		
Supervisor of domestic attendants.....	3	1,560.00	3	1,620.00	3	1,620.00		
Grade 5, \$1,320 to \$1,680; average, \$1,500—								
Foremen of laborers.....	2	1,380.00	1	1,380.00	2	1,320.00		
Junior mechanics.....	21	1,500.00	20	1,500.00	21	1,440.00		
Senior domestic attendants.....	23	1,580.00	23	1,380.00	23	1,360.00		
Grade 4, \$1,140 to \$1,500; average, \$1,320—								
Assistant foremen of laborers.....	8	1,200.00	10	1,320.00	8	1,177.00		
Under mechanics.....	24	1,380.00	27	1,320.00	22	1,320.00		
Senior guard.....	9	1,200.00	9	1,200.00	8½	1,200.00		
Junior domestic attendants.....	10	1,200.00	14	1,179.00	10	1,170.00		
Grade 3, \$1,020 to \$1,260; average, \$1,140—								
Senior laborers.....	56	1,080.00	55	1,080.00	56	1,050.00		
Minor mechanics.....	26	1,140.00	24	1,140.00	26	1,110.00		
Under domestic attendants.....	46	1,080.00	47	1,080.00	48	1,080.00		
Grade 2, \$900 to \$1,140; average, \$1,020—								
Junior laborers.....	8	1,140.00	10	1,140.00	10	1,126.00		
Minor domestic attendants.....	100	960.00	105	960.00	104	960.00		
Assistant messenger.....	1	1,020.00			½	900.00		
Total salaries.....		1,616,400.00		1,604,346.00		1,584,187.74		
Personal services not subject to classification:								
Veterinarian.....		\$1,500.00						
Organist.....		80.00						
Chaplains.....		500.00						
Ophthalmologist.....		520.00						
Student nurses.....		5,760.00						
Total.....		8,360.00		3,746.00		4,200.50		
Total number of employees.....	1,162		1,225		1,171½			
Total salaries.....		1,624,760.00		1,608,092.00		1,588,388.24		
The difference between 1928 and 1927 is due to decrease in force, \$73,332.								
0110 Salaries of civil officers and employees.....		226,900.00		237,870.00		181,266.81		
0112 Wages of civil employees.....		1,389,500.00		1,456,476.00		1,404,207.93		
0150 Miscellaneous payments, personal services.....		8,360.00		3,746.00		2,860.50		
01 Total personal services.....		1,624,760.00		1,608,092.00		1,588,388.24		

*Estimates of appropriations required for the service of the fiscal year ending June 30, 1928—Continued*

General object (title of appropriation), date of acts, references to Statutes at Large, or to Revised Statutes, and estimated amount required for each detailed object				Total amount to be appropriated under each head of appropriation	Amount appropriated for the fiscal year ending June 30, 1927
<i>St. Elizabeths Hospital—Continued.</i>					
	Estimated expenditures, 1928 appropriation	Estimated expenditures, 1927 appropriation	Expended and obligated, 1926		
Supplies and materials:					
0201 Stationery.....	\$3,000.00	\$3,000.00	\$3,500.00		
0202 Sundry office supplies.....	150.00	300.00	122.45		
0203 Drafting and artist's supplies.....	25.00	200.00	9.08		
0204 Photographic supplies.....	1,200.00	1,500.00	1,198.10		
0205 Cleaning and toilet supplies.....	17,000.00	17,000.00	22,298.40		
0211 Drugs and medicinal supplies.....	6,500.00	6,500.00	7,890.13		
0212 Hospital and surgical supplies.....	3,600.00	4,000.00	4,019.70		
0213 Chemicals.....	200.00	500.00	181.33		
0214 Laboratory supplies.....	2,500.00	3,000.00	2,891.28		
0215 Dental supplies.....	1,500.00	1,000.00	1,692.74		
0216 Optical supplies.....	275.00	300.00	276.27		
0218 Occupational supplies.....	3,300.00	2,000.00	3,325.21		
0219 Veterinary supplies.....	200.00	100.00	192.32		
0221 Scientific supplies.....		750.00			
0222 Educational supplies.....	1,000.00	500.00	1,312.44		
0231 Coal.....	119,175.00	116,000.00	156,273.14		
0233 Petroleum and oils.....	4,500.00	3,000.00	4,462.40		
0234 Gas.....	1,300.00	1,500.00	1,323.54		
0241 Outer garments.....	15,000.00	20,000.00	17,180.08		
0242 Hand and head coverings.....	3,000.00	2,000.00	3,609.52		
0243 Outer footwear and leggings.....	13,000.00	10,000.00	16,436.54		
0244 Underwear, hosiery, and shirts.....	12,000.00	10,000.00	13,940.21		
0245 Handkerchiefs and neckwear.....	1,800.00	2,000.00	1,875.08		
0246 Sewing supplies.....	2,000.00	1,500.00	3,066.88		
0247 Material for manufacturing wearing apparel.....	25,000.00	25,000.00	31,734.12		
0248 Other wearing apparel.....	750.00		756.89		
0251 Roughage.....	13,000.00	13,000.00	15,866.52		
0252 Grain.....	28,000.00	26,000.00	30,566.81		
0253 By-products.....	5,000.00	6,000.00	6,198.12		
0254 Succulent feed.....		500.00			
0255 Bedding.....	3,000.00	4,000.00	3,378.97		
0256 Horseshoes, pads, etc.....	10.00		6.00		
0257 Condition powders, etc.....	40.00	15.00	47.61		
0261 Meat, fish, and fowl.....	160,000.00	165,000.00	214,910.38		
0262 Dairy products and eggs.....	35,000.00	60,000.00	41,112.67		
0263 Cereal products.....	35,000.00	60,000.00	46,398.35		
0264 Vegetables.....	70,000.00	36,000.00	76,821.88		
0265 Fruits.....	28,000.00	25,000.00	32,345.59		
0266 Saccharine products.....	20,000.00	42,000.00	24,498.00		
0267 Beverages.....	20,000.00	15,000.00	24,604.27		
0268 Condiments, flavors, and pickles.....	1,500.00	4,000.00	1,600.88		
0269 Fats, oils, and miscellaneous provisions.....	18,500.00	20,500.00	21,666.86		
0282 Mechanics' supplies.....	20,000.00	20,000.00	21,680.85		
0284 Miscellaneous supplies.....	20,000.00	25,000.00	22,594.73		
0285 Metals and metal products.....	3,000.00	1,000.00	3,690.17		
0286 Nonmetallic mineral products.....		25.00			
0284 Lumber and wood products.....	1,000.00	500.00	1,036.63		
0285 Fiber products.....	150.00	500.00	169.24		
0286 Paints and painter's materials.....	18,000.00	10,000.00	18,671.59		
0297 Hides, pelts, leather, etc.....	3,500.00	10,000.00	3,280.68		
0298 Dyes and vegetable products.....	100.00	100.00			
0299 Special and miscellaneous materials.....	700.00	100.00	728.13		
02 Total supplies and materials.....	741,475.00	775,890.00	911,382.81		
Communication service:					
0501 Land telegraph service.....	150.00	150.00	132.97		
0510 Telephone service.....	1,500.00	1,500.00	1,294.76		
0521 Postal service.....	200.00	250.00	210.00		
05 Total communication service.....	1,850.00	1,900.00	1,637.73		
06 Travel expenses.....			105.00		
Transportation of things:					
0700 Freight.....	50.00	600.00	59.21		
0710 Express.....	25.00	50.00	22.19		
0730 Drayage.....	50.00	50.00	124.85		
0780 Miscellaneous.....	25.00		23.01		
07 Total transportation of things.....	150.00	700.00	229.36		
Photographing, etc.:					
08 Photographs and prints.....			1.02		
09 Advertisements for bids.....		25.00			
Miscellaneous current expenses:					
1341 Return of eloped patients.....	1,500.00	1,500.00	185.00		
1380 Miscellaneous expenses.....	100.00	100.00			
13 Total miscellaneous current expenses.....	1,600.00	1,600.00	185.00		

*Estimates of appropriations required for the service of the fiscal year ending June 30, 1928—Continued*

General object (title of appropriation), date of acts, references to Statutes at Large, or to Revised Statutes, and estimated amount required for each detailed object				Total amount to be appropriated under each head of appropriation	Amount appropriated for the fiscal year ending June 30, 1927
<i>St. Elizabeths Hospital—Continued.</i>					
	Estimated expenditures, 1928 appropriation	Estimated expenditures, 1927 appropriation	Expended and obligated, 1926		
<b>Equipment:</b>					
3002 Motor vehicles.....			\$10,110.74		
3011 Chairs, beds, etc.....	\$3,000.00	\$5,500.00	3,626.32		
3012 Tables, desks, etc.....	500.00	5,500.00	1,268.03		
3013 Floor coverings.....	5,000.00	10,000.00	7,495.89		
3014 Window and furniture coverings.....	2,000.00	5,000.00	2,554.20		
3015 Kitchen and household utensils.....	8,000.00	15,000.00	13,354.14		
3016 Bedding and table linen.....	25,000.00	37,000.00	58,358.30		
3017 Office machines and devices.....	1,000.00	1,000.00	1,043.05		
3019 Sundry equipment.....	1,500.00	200.00	2,711.96		
3021 Educational equipment.....		500.00			
3022 Scientific equipment.....	1,000.00	3,500.00	5,229.60		
3023 Recreational equipment.....	500.00	500.00			
3041 Beasts of burden.....	1,000.00		1,769.00		
3042 Produce yielding animals.....	3,000.00	8,000.00	3,817.00		
3061 Heat, light, power, and water equipment.....	2,500.00	6,000.00	3,833.86		
3062 Production and construction equipment.....	3,000.00	10,000.00	11,261.41		
3063 Transporting and conveying equipment.....		3,000.00			
3064 Fire-fighting equipment.....	250.00	1,500.00	466.14		
3067 Cleaning and sanitation equipment.....	2,000.00	2,000.00	7,769.40		
3068 Ventilating equipment.....		200.00			
3069 Miscellaneous equipment.....		1,250.00			
30 Total equipment.....	59,250.00	113,650.00	134,659.04		
<b>Refunds:</b>					
5280 Special repayment of deposits.....	100.00	100.00			
5332 Refunds.....	500.00	500.00	120.03		
53 Total refunds.....	600.00	600.00	120.03		
	2,429,685.00	2,592,457.00	2,636,708.23		
Amount received from the District of Columbia, Veterans' Bureau, Public Health Service, and from other sources.....					
	1,625,685.00	1,788,457.00	1,726,708.23		
Total.....	804,000.00	804,000.00	910,000.00		
<i>Buildings and Grounds, St. Elizabeths Hospital—</i>					
For general repairs and improvements to buildings and grounds (act May 10, 1926, vol. 44, p. 495)				\$125,000.00	\$120,000.00
	Estimated expenditures, 1928 appropriation	Estimated expenditures, 1927 appropriation	Expended and obligated, 1926		
<b>Salaries:</b>					
<b>Custodial service—</b>					
Grade 5, \$1,860 to \$2,400; average, \$2,111.42—					
Principal mechanic.....	Average— No. 1 Salary \$1,920	Average— No. 1 Salary \$1,820	Average— No. 1 Salary \$1,800		
Grade 6, \$1,500 to \$1,860; average, \$1,680—					
Mechanics.....	20 1,820	17 \$1,820	13 \$1,800		
General foreman of laborers.....	1 1,560		1 1,560		
Grade 2, \$900 to \$1,140; average, \$1,020—					
Junior laborers.....	36 1,050	36 1,050	30 956		
Total number of employees.....	58	53	44		
01 Total salaries.....	77,680.00	68,740.00	53,638.00		
The difference between 1928 and 1927 is due to increase in force, \$8,940.					
<b>Supplies and materials:</b>					
0282 Engineer supplies.....	12,000.00	20,860.00	10,330.01		
0284 Miscellaneous supplies.....		500.00			
0292 Metals and metal products.....	12,000.00	1,000.00	12,904.54		
0293 Nonmetallic mineral products.....		5,000.00			
0294 Lumber and wood products.....	8,000.00	8,000.00	6,677.38		
0295 Fiber products.....	1,200.00	500.00	1,141.55		
0296 Paints and painter's materials.....	900.00	900.00	723.31		
0299 Miscellaneous materials.....	520.00				
02 Total supplies and materials.....	34,620.00	36,760.00	31,776.79		
<b>Repairs and alterations:</b>					
1200 Repairs to buildings.....		4,000.00			
1210 Repairs to roads.....	4,500.00	1,500.00	6,098.33		
1250 Repairs to fences.....	700.00		717.91		
1280 Repairs to machinery.....	3,000.00		6,529.31		
1290 Miscellaneous repairs and alterations.....	4,500.00	3,500.00	7,695.14		
12 Total repairs and alterations.....	12,700.00	9,000.00	21,035.69		
<b>Equipment:</b>					
3019 Equipment for convenience and comfort.....		1,500.00			
3081 Power and light equipment.....		3,000.00	5,337.79		
3063 Transporting and conveying equipment.....			772.34		
3067 Cleaning and sanitation equipment.....		1,000.00	270.28		
3068 Ventilating equipment.....			106.19		
30 Total equipment.....		5,500.00	6,486.60		
Total.....	125,000.00	120,000.00	112,937.06		

## Estimates of appropriations required for the service of the fiscal year ending June 30, 1928—Continued

General object (title of appropriation), date of acts, references to Statutes at Large, or to Revised Statutes, and estimated amount required for each detailed object				Total amount to be appropriated under each head of appropriation	Amount appropriated for the fiscal year ending June 30, 1927
<b>Miscellaneous Trust Funds—</b>					
Pension money, Saint Elizabeths Hospital ( <i>R. S.</i> , p. 988, sec. 4839; acts Feb. 20, 1905, vol. 33, p. 781, sec. 1; Feb. 2, 1909, vol. 35, p. 592, sec. 1)-----				\$30,000.00	\$40,000.00
5250 Pension money, St. Elizabeths Hospital: Expenditures—1928, \$30,000; 1927, \$40,000; 1926, \$17,314.25.					
Personal funds of patients, St. Elizabeths Hospital ( <i>same acts</i> )-----				195,000.00	195,000.00
5240 Personal funds of patients, St. Elizabeths Hospital: Expenditures—1928, \$195,000; 1927, \$195,000; 1926, \$196,942.15.					
Total under St. Elizabeths Hospital-----				1,154,000.00	1,159,000.00
COLUMBIA INSTITUTION FOR THE DEAF					
<b>Columbia Institution for the Deaf—</b>					
For support of the institution, including salaries and incidental expenses, books and illustrative apparatus, and general repairs and improvements, including purchase of [power mower for lawn] farm tractor (act May 25, 1926, vol. 44, p. 495)-----				104,000.00	102,000.00
	Estimated expenditures, 1928 appropriation	Estimated expenditures, 1927 appropriation	Expended and obligated, 1926		
	Average— No. Salary	Average— No. Salary	Average— No. Salary		
President.....	1 \$6,000.00	1 \$6,000.00	1 \$5,900.00		
Vice president.....	1 4,080.00	1 3,780.00	1 3,780.00		
Professors (resident).....	4 3,180.00	4 3,180.00	4 3,080.00		
Professors (nonresident).....	2 3,000.00	2 2,940.00	2 2,940.00		
Instructors, collegiate department (resident).....	6 1,700.00	5 1,690.00	6 1,550.00		
Instructor, collegiate department (nonresident).....	1 1,400.00	1 1,700.00			
Instructor in printing.....	1 2,455.00	1 2,395.00	1 2,275.00		
Principal, Kendall School.....	1 2,300.00	1 2,100.00	1 1,900.00		
Teachers, Kendall School (resident).....	4 1,500.00	4 1,600.00	5 1,430.00		
Teachers, Kendall School (nonresident).....	3 1,700.00	3 1,616.67	3 1,516.67		
Disbursing agent.....	1 3,500.00	1 3,500.00	1 3,500.00		
President's secretary, bookkeeper, storekeeper, telephone operators.....	4 1,275.00	4 1,365.00	4 1,230.00		
Matrons, matron's assistant, supervisors.....	6 1,193.75	6 1,138.75	6 1,188.75		
Cooks, chambermaids, waitresses, kitchen boy, charwomen.....	15 639.00	15 639.00	15 639.00		
Laundresses and seamstresses.....	5 792.00	5 792.00	5 792.00		
Janitors.....	3 920.00	3 920.00	3 920.00		
Night watchman.....	1 1,020.00	1 1,020.00	1 1,020.00		
Master of shop.....	1 2,100.00	1 1,920.00	1 1,920.00		
Carpenter's assistant.....	1 1,560.00	1 1,560.00	1 1,500.00		
Engineers.....	3 1,620.00	3 1,620.00	3 1,620.00		
Gardener.....	1 1,680.00	1 1,680.00	1 1,680.00		
Farm manager.....	1 1,800.00	1 1,800.00	1 1,800.00		
Dairymen, lawn hands, farm hands.....	6 990.00	6 990.00	6 990.00		
Fees for medical and dental services.....	1,912.50	1,992.50	2,508.34		
Total number of regular employees.....	73	72	72		
Total for regular employees.....	109,195.00	106,745.00	106,139.54		
Wages for mechanics, day laborers, and student help, paid by the hour or day, not regular employees.....	11,600.00	11,600.00	11,453.23		
Deduct estimated value of food, light, heat, and quarters furnished regular employees.....	120,795.00	118,345.00	117,592.77		
Deduct salaries and wages paid regular and extra employees which are included in "repairs and alterations".....	24,195.00	23,745.00	24,125.00		
10 Total personal services, cash payment.....	96,600.00	94,600.00	93,467.77		
01 Total personal services.....	7,400.00	7,400.00	7,313.55		
Supplies and materials:					
0200 Stationery and office supplies.....	89,200.00	87,200.00	86,154.22		
0210 Medical and hospital supplies.....	89,200.00	87,200.00	86,154.22		
0220 Scientific and educational supplies.....	1,700.00	1,700.00	1,688.99		
0230 Fuel.....	500.00	450.00	472.43		
0250 Forage and other supplies for animals.....	800.00	800.00	802.14		
0260 Provisions.....	7,300.00	7,300.00	7,295.48		
0280 Sundry supplies.....	4,800.00	4,700.00	4,722.75		
0290 Materials.....	20,400.00	18,900.00	18,587.56		
02 Total supplies and materials.....	2,300.00	2,300.00	2,233.83		
03 Total subsistence and support of persons.....	2,500.00	2,400.00	2,485.39		
05 Total communication service.....	40,300.00	38,550.00	38,288.57		
06 Total traveling expenses.....	250.00	200.00	258.25		
07 Total transportation of things.....	1,350.00	1,300.00	1,329.21		
10 Total furnishing light.....	800.00	800.00	1,013.01		
12 Total repairs and alterations.....	200.00	200.00	168.48		
13 Total special and miscellaneous.....	350.00	300.00	303.49		
	6,900.00	6,800.00	5,881.83		
	1,500.00	1,500.00	1,529.62		

*Estimates of appropriations required for the service of the fiscal year ending June 30, 1928—Continued*

General object (title of appropriation), date of acts, references to Statutes at Large, or to Revised Statutes, and estimated amount required for each detailed object				Total amount to be appropriated under each head of appropriation	Amount appropriated for the fiscal year ending June 30, 1927
<b>Columbia Institution for the Deaf—Continued.</b>					
	Estimated expenditures, 1928 appropriation	Estimated expenditures, 1927 appropriation	Expended and obligated, 1926		
Equipment:					
3002 Motor vehicles.....	\$100.00	\$100.00	\$90.32		
3010 Furniture, furnishings, and fixtures.....	2,300.00	2,200.00	2,218.17		
3020 Educational, scientific, and recreational.....	500.00	200.00	4,464.63		
3040 Livestock.....	700.00	700.00	450.48		
3050 Other equipment.....	1,050.00	1,450.00	116.68		
3220 Nonstructural improvements.....			482.50		
30 Total equipment.....	4,650.00	4,650.00	7,822.78		
Grand total current expenses.....	145,500.00	141,500.00	142,749.46		
Reserve and amount undrawn in United States account.....	1,000.00	1,000.00	1,159.78		
	146,500.00	142,500.00	143,909.24		
Carried in District of Columbia bill.....	27,000.00	25,000.00	25,000.00		
	119,500.00	117,500.00	118,909.24		
Expenses met by the treasurer of the corporation, from private sources.....	15,500.00	15,500.00	15,509.24		
Carried in Interior bill, current expense.....	104,000.00	102,000.00	103,400.00		
For repairs to buildings of the institution, including plumbing and steam fitting, and for repairs to pavements within the grounds, \$9,000 [ , and for extension of city electric line and wiring of five houses]; for remodeling and equipping light and power plant, \$15,000; in all (act May 25, 1926, vol. 44, p. 495).....				\$24,000.00	\$11,400.00
12 Repairs and alterations: Expenditures—1928, \$24,000; 1927, \$11,400; 1926, \$10,400.					
Total under Columbia Institution for the Deaf.....				128,000.00	113,400.00
<b>HOWARD UNIVERSITY</b>					
NOTE.—The estimates for Howard University are consolidated into two items, as shown post.					
<b>Howard University—</b>					
[For maintenance, to be used in payment of part of the salaries of the officers, professors, teachers, and other regular employees of the university, ice and stationery, the balance of which shall be paid from donations and other sources, of which sum not less than \$2,200 shall be used for normal instruction] (acts Aug. 5, 1892, vol. 27, p. 372; Mar. 3, 1899, vol. 30, p. 1101; Jan. 24, 1923, vol. 42, p. 1216; June 5, 1924, vol. 43, p. 430; May 10, 1926, vol. 44, p. 495).....					
	Estimated expenditures, 1928 appropriation	Estimated expenditures, 1927 appropriation	Expended and obligated, 1926		
	Average— No. Salary	Average— No. Salary	Average— No. Salary		
President.....	1 \$4,050	1 \$4,050	1 \$4,050		
Secretary-treasurer.....	1 2,825	1 2,825	1 2,825		
Assistant treasurer.....	1 1,950	1 1,950	1 1,950		
Registrar.....	1 1,950	1 1,950	1 1,950		
Deans.....	4 2,580	4 2,495	4 2,495		
Directors.....	2 2,000	2 2,000	2 2,000		
Professors.....	19 2,048	19 1,985	19 1,985		
Associate professors.....	3 1,693	3 1,693	3 1,693		
Assistant professors.....	7 1,446	7 1,446	7 1,446		
Instructors.....	9 1,227	9 1,227	9 1,227		
Lecturers.....	8 1,120	8 1,120	8 1,120		
Physician in charge.....	1 375				
Librarian.....	1 2,320	1 2,320	1 2,320		
Assistant librarians.....	3 880	3 880	3 880		
Secretary to the president.....	1 1,200	1 1,200	1 1,200		
Chief clerk.....	1 1,312	1 1,312	1 1,312		
Cashier.....	1 1,350	1 1,350	1 1,350		
Printer.....	1 1,238	1 1,238	1 1,238		
Clerks and stenographers.....	17 897	19 837	19 837		
Preceptress.....	1 800	1 800	1 800		
	82 124,495	84 124,437			
01 Total personal services <sup>1</sup> .....					
Supplies and materials:					
0200 Stationery and office supplies.....		400	400		
0284 Miscellaneous supplies, including ice.....		105	163		
02 Total supplies and materials.....		505	563		
Total.....		125,000	125,000		
<sup>1</sup> Not under classification act.					

*Estimates of appropriations required for the service of the fiscal year ending June 30, 1928—Continued*

General object (title of appropriation), date of acts, references to Statutes at Large, or to Revised Statutes, and estimated amount required for each detailed object				Total amount to be appropriated under each head of appropriation	Amount appropriated for the fiscal year ending June 30, 1927
<b>Howard University—Continued.</b>					
<p> <b>[For tools, materials, salaries of instructors, and other necessary expenses of the department of manual arts, \$28,000, of which amount not to exceed \$21,800 may be expended for personal services in the District of Columbia] (acts Aug. 5, 1892, vol. 27, p. 372; Mar. 3, 1899, vol. 30, p. 1101; Jan. 24, 1923, vol. 42, p. 1216; June 5, 1924, vol. 43, p. 430; May 10, 1926, vol. 44, p. 495)</b> </p>					\$28,000.00
	Estimated expenditures, 1928 appropriation	Estimated expenditures, 1927 appropriation	Expended and obligated, 1926		
	Average— No. Salary	Average— No. Salary	Average— No. Salary		
Dean and professor.....	1 \$3,500	1 \$3,500	1 \$3,500		
Professor.....	1 2,500	1 2,500	1 2,500		
Associate professor.....	1 1,900	1 1,900	1 1,900		
Assistant professors.....	3 1,353	2 1,200	2 1,200		
Instructors.....	4 1,900	4 2,050	4 2,050		
Clerk.....	1 1,200	1 1,200	1 1,200		
Janitor-carpenter.....	1 1,100	1 1,100	1 1,100		
Model.....			159		
Dishwasher, laundress, and student assistants.....			264		
01 Total personal services.....	12 21,800	13 21,223.44			
Supplies and materials:					
0202 Sundry office supplies.....		300.00	100.00		
0223 Educational supplies.....		1,150.00	620.00		
0234 Gas.....		50.00	52.72		
02 Total supplies and materials.....		1,500.00	772.72		
12 Repairs to buildings, including labor.....		500.00	2,113.63		
Equipment:					
3010 Furniture, furnishings, and fixtures.....		500.00	500.00		
3012 Educational books.....		800.00	800.00		
3021 Educational equipment.....		2,900.00	3,900.00		
3022 Production and construction equipment.....			4,690.21		
30 Total equipment.....		4,200.00	9,890.21		
Total.....		28,000.00	34,000.00		
<p> <b>[Medical department: For part cost needed equipment, laboratory supplies, apparatus, and repair of laboratories and buildings] (same acts)</b> </p>					9,000.00
	Estimated expenditures, 1928 appropriation	Estimated expenditures, 1927 appropriation	Expended and obligated, 1926		
02 Laboratory supplies.....		\$4,000.00	\$2,595.08		
12 Repairs to laboratories and buildings, including labor.....		2,000.00	4,004.51		
30 Equipment and apparatus.....		3,000.00	2,400.41		
32 Howard University medical building (no year).....		362,720.20	7,279.80		
Less Howard University medical building (no year).....		371,720.20	16,279.80		
Total.....		9,000.00	9,000.00		
<p> <b>[For material and apparatus for chemical, physical, biological, and natural-history studies and use in laboratories of the science hall, including cases and shelving] (same acts)</b> </p>					5,000.00
	Estimated expenditures, 1928 appropriation	Estimated expenditures, 1927 appropriation	Expended and obligated, 1926		
02 Supplies and materials.....		\$2,000.00	\$2,237.74		
30 Equipment.....		3,000.00	2,762.24		
Total.....		5,000.00	4,999.98		

## Estimates of appropriations required for the service of the fiscal year ending June 30, 1928—Continued

General object (title of appropriation), date of acts, references to Statutes at Large, or to Revised Statutes, and estimated amount required for each detailed object				Total amount to be appropriated under each head of appropriation	Amount appropriated for the fiscal year ending June 30, 1927
<b>Howard University—Continued.</b>					
[For books, shelving, furniture, and fixtures for the libraries] (acts Aug. 5, 1892, vol. 27, p. 372; Mar. 3, 1899, vol. 30, p. 1101; Jan. 24, 1923, vol. 42, p. 1216; June 5, 1924, vol. 43, p. 430; May 10, 1926, vol. 44, p. 495)					\$3, 000. 00
	Estimated expenditures, 1928 appropriation	Estimated expenditures, 1927 appropriation	Expended and obligated, 1926		
3021 Educational books.....		\$2, 500. 00	\$1, 988. 95		
3010 Furniture, fixtures, and shelving.....		500. 00	1, 011. 05		
30 Total equipment.....		3, 000. 00	3, 000. 00		
[For improvement of grounds and repairs of buildings, including replacement of steam line from central heating plant] (same acts)					30, 000. 00
	Estimated expenditures, 1928 appropriation	Estimated expenditures, 1927 appropriation	Expended and obligated, 1926		
02 Materials.....		\$3, 500. 00	\$2, 784. 44		
12 Repairs and alterations, including labor and material.....		26, 500. 00	27, 215. 56		
Total.....		30, 000. 00	30, 000. 00		
[Fuel and light: For part payment for fuel and light, Freedmen's Hospital and Howard University] (same acts)					18, 000. 00
	Estimated expenditures, 1928 appropriation	Estimated expenditures, 1927 appropriation	Expended and obligated, 1926		
02 Supplies and materials (fuel and gas, exclusive use for Howard University, laboratories and dormitories, including law department (420 Fifth Street).....		\$400. 00	\$400. 00		
Heat, light, and power (service):					
1070 Furnishing of heat, light, power and electricity, combined (central heating plant, Freedmen's Hospital).....		17, 600. 00	10, 244. 00		
1070 Labor, stokers, central heating plant, and labor for upkeep of steam mains leading to Howard University and on grounds from central heating plant.....			4, 353. 50		
10 Total heat, light, and power.....		17, 600. 00	14, 597. 50		
Total.....		18, 000. 00	14, 997. 50		
<b>Salaries, Howard University—</b>					
For payment in full or in part of the salaries of the officers, professors, teachers, and other regular employees of the university, the balance to be paid from privately contributed funds, \$150,000, of which sum not less than \$2,200 shall be used for normal instruction (acts Aug. 5, 1892, vol. 27, p. 372; Mar. 3, 1899, vol. 30, p. 1101; Jan. 24, 1923, vol. 42, p. 1216; June 5, 1924, vol. 43, p. 430; May 10, 1926, vol. 44, p. 495)					\$150, 000. 00
	Estimated expenditures, 1928 appropriation	Estimated expenditures, 1927 appropriation	Expended and obligated, 1926		
	Average— No. Salary	Average— No. Salary	Average— No. Salary		
President.....	1 \$4, 050				
Secretary-treasurer.....	1 2, 825				
Assistant treasurer.....	1 1, 950				
Registrar.....	1 1, 950				
Deans.....	4 2, 755				
Directors.....	2 2, 000				
Professors.....	21 2, 106				
Associate professors.....	3 1, 796				
Assistant professors.....	10 1, 412				
Instructors.....	15 1, 349				
Lecturers.....	8 1, 120				
Physician in charge.....	1 375				
Librarian.....	1 2, 320				
Assistant librarians.....	3 880				
Secretary to the president.....	1 1, 200				
Chief clerk.....	1 1, 312				
Cashier.....	1 1, 350				
Printer.....	1 1, 238				
Clerks and stenographers.....	19 868				
Preceptress.....	1 800				
01 Total personal services <sup>1</sup> .....	98 150, 000				

<sup>1</sup> Not under classification act.

## Estimates of appropriations required for the service of the fiscal year ending June 30, 1928—Continued

General object (title of appropriation), date of acts, references to Statutes at Large, or to Revised Statutes, and estimated amount required for each detailed object				Total amount to be appropriated under each head of appropriation	Amount appropriated for the fiscal year ending June 30, 1927
<b>General Expenses, Howard University—</b> <i>For equipment, supplies, apparatus, furniture, cases and shelving, stationery, ice, repairs to buildings and grounds, and for other necessary expenses, including \$17,600 for payment to Freedmen's Hospital for heat and light (acts Aug. 5, 1892, vol. 27, p. 372; Mar. 3, 1899, vol. 30, p. 1101; Jan. 24, 1923, vol. 42, p. 1216; June 5, 1924, vol. 43, p. 430; May 10, 1926, vol. 44, p. 495) —</i>				\$68,000.00	
	Estimated expenditures, 1928 appropriation	Estimated expenditures, 1927 appropriation	Expended and obligated, 1926		
Supplies and materials:					
0200 Stationery and office supplies.....	\$500				
0220 Scientific and educational supplies.....	5,580				
0230 Fuel.....	400				
0282 Mechanics', engineers', and electricians' supplies.....	950				
0284 Miscellaneous supplies (including ice, etc.).....	300				
0290 Materials (labor, paint, etc.).....	2,050				
02 Total supplies and materials.....	9,780				
10 Furnishing of heat, light, power, etc.....	17,600				
Repairs and alterations:					
1200 Buildings.....	24,920				
1260 Nonstructural improvements.....	5,000				
12 Total repairs and alterations.....	29,920				
Equipment:					
3010 Furniture and fixtures.....	1,000				
3021 Educational equipment (library stock, etc.).....	3,300				
3022 Scientific equipment.....	2,000				
3050 Other equipment.....	500				
3051 Heat, light, power, water, refrigeration.....	3,900				
30 Total equipment.....	10,700				
Total.....	68,000				
<b>Buildings, Howard University—</b> <i>For the construction of one additional dormitory building for young women (submitted) —</i>				150,000.00	
32 New structure 300,000 cubic feet at unit cost of 50 cents: Expenditure—1928, \$150,000.					
<b>Total, Howard University</b> .....				368,000.00	\$218,000.00
<b>FREEDMEN'S HOSPITAL</b>					
<b>Freedmen's Hospital—</b> <i>For officers and employees and compensation for all other professional and other services that may be required and expressly approved by the Secretary of the Interior [§113,496] \$113,856. A detailed statement of the expenditure of this sum shall be submitted to Congress (acts June 23, 1874, vol. 18, p. 223; Mar. 3, 1893, vol. 27, p. 55; Mar. 3, 1905, vol. 33, p. 1190; June 12, 1917, vol. 40, p. 154; July 1, 1918, vol. 40, p. 680; May 10, 1926, vol. 44, p. 495) —</i>				113,856.00	113,496.00
	Estimated expenditures, 1928 appropriation	Estimated expenditures, 1927 appropriation	Expended and obligated, 1926		
Departmental service:					
Salaries—					
Professional and scientific service—	Average—	Average—	Average—		
Grade 5, \$5,200 to \$6,000; average, \$5,600—	No. Salary	No. Salary	No. Salary		
Senior medical officer (surgeon in chief).....	1 \$5,400	1 \$5,400	1 \$5,200		
Grade 3, \$3,000 to \$3,600; average, \$3,300—					
Associate medical officer (roentgenologist).....	1 3,000	1 3,000	1 3,000		
Grade 2, \$2,400 to \$3,000; average, \$2,700—					
Assistant medical officer (resident assistant surgeon).....	1 2,400	1 2,400	1 2,400		
Assistant medical officer (pathologist).....	1 2,400	1 2,400	1 2,400		
Assistant medical officer (resident physician).....	1 2,400	1 2,400	1 2,400		
Grade 1, \$1,860 to \$2,400; average, \$2,131.42—					
Junior medical officer (anesthetist).....	1 1,860	1 1,860	1 1,860		
Junior medical officer (assistant anesthetist).....	1 1,860	1 1,860	1 1,860		



*Estimates of appropriations required for the service of the fiscal year ending June 30, 1928—Continued*

General object (title of appropriation), date of acts, references to Statutes at Large, or to Revised Statutes, and estimated amount required for each detailed object				Total amount to be appropriated under each head of appropriation	Amount appropriated for the fiscal year ending June 30, 1927
<i>Freedmen's Hospital—Continued.</i>					
<b>Departmental service—Continued.</b>					
<b>Salaries—Continued.</b>					
<b>Subprofessional service—</b>					
Grade 7, \$2,100 to \$2,700; average, \$2,400—	<i>Average—</i>		<i>Average—</i>		<i>Average—</i>
Chief nurse (superintendent of nurses).....	No.	Salary	No.	Salary	No.
Grade 6, \$1,800 to \$2,400; average, \$2,111.42—	1	\$2,100	1	\$2,100	1
Assistant chief nurse (superintendent of nurses).....	1	1,920	1	1,920	1
Assistant chief dietitian (dietitian).....	1	1,860	1	1,860	1
Chief pharmacist (pharmacist).....	1	1,860	1	1,860	1
Grade 5, \$1,680 to \$2,040; average, \$1,860—					
Head nurse (assistant superintendent of nurses).....	1	1,680	1	1,680	1
Head nurse (educational assistant).....	1	1,680	1	1,680	1
Head dietitian (assistant dietitian).....	1	1,680	1	1,680	1
Grade 4, \$1,500 to \$1,860; average, \$1,680—					
Assistant pharmacist (pharmacist).....	1	1,500	1	1,500	1
Assistant pharmacist.....	1	1,500	1	1,500	1
Assistant hospital supervisor (night supervisor nurses).....	1	1,560	1	1,560	1
Nurse (head nurse).....	1	1,560	1	1,560	1
Nurse (head nurses).....	9	1,500	8½	1,500	6½
Grade 3, \$1,320 to \$1,680; average, \$1,500—					
Junior medical technicians (assistant laboratorians).....	2	1,500	2	1,500	2
Grade 2, \$1,140 to \$1,500; average, \$1,320—					
Hospital attendants (orderlies).....	2	1,170	2	1,170	2
Clerical, administrative, and fiscal service—					
Grade 5, \$1,860 to \$2,400; average, \$2,111.42—					
Senior clerk (chief clerk).....	1	2,000	1	2,000	1
Grade 3, \$1,500 to \$1,860; average, \$1,680—					
Assistant clerk (storekeeper).....	1	1,500	1	1,500	1
Grade 2, \$1,320 to \$1,680; average, \$1,500—					
Junior clerk-stenographers.....	3	1,360	3	1,360	3
Junior clerk-typists.....	5	1,332	5	1,332	3
Grade 1, \$1,140 to \$1,500; average, \$1,320—					
Underoperators (telephone operators).....	2	1,200	2	1,200	2
<b>Custodial service—</b>					
Grade 8, \$1,860 to \$2,400; average, \$2,111.42—					
Principal mechanic (chief engineer and electrician).....	1	2,100	1	2,100	1
Grade 6, \$1,500 to \$1,860; average, \$1,680—					
Mechanics.....	3	1,520	3	1,520	2½
Grade 5, \$1,320 to \$1,680; average, \$1,500—					
Junior mechanics.....	2	1,470	2	1,470	2
Senior domestic attendant.....	1	1,320	1	1,320	1
Grade 4, \$1,140 to \$1,500; average, \$1,320—					
Junior domestic attendants.....	2	1,230	2	1,230	1
Undermechanics.....	3	1,380	3	1,380	3
Grade 3, \$1,020 to \$1,380; average, \$1,140—					
Minor mechanics.....	6	1,120	6	1,120	6
Under domestic attendants.....	5	1,068	5	1,068	5
Grade 2, \$900 to \$1,140; average, \$1,020—					
Under domestic attendants.....	36	917	36	910	31½
Not allocated, temporary (pupil nurses).....	70	480	66	480	48½
Total average number of employees.....	170		165½		137½
Total salaries and wages.....		166,536		163,987	141,523
Deduct allowances for subsistence, lodging, etc.....		49,160		47,570	37,518
Less compensation paid from pay patients receipts.....		117,376		116,417	104,005
Less compensation paid from Howard University appropriation.....		3,520		3,444	10,990
01 Total personal services, cash payment.....		113,856		112,973	88,659
The difference between 1928 and 1927 is due to—					
Increase in force by reason of existing vacancies.....		\$599			
Increase in 1928 salaries.....		360			
Total.....		959			

*Estimates of appropriations required for the service of the fiscal year ending June 30, 1928—Continued*

General object (title of appropriation), date of acts, references to Statutes at Large, or to Revised Statutes, and estimated amount required for each detailed object				Total amount to be appropriated under each head of appropriation	Amount appropriated for the fiscal year ending June 30, 1927
<b>Freedmen's Hospital—Continued.</b>					
For subsistence, fuel and light, clothing, to include white duck suits and white canvas shoes for the use of internes, and rubber surgical gloves, bedding, forage, medicine, medical and surgical supplies, surgical instruments, electric lights, repairs, replacement of X-ray apparatus, furniture, motor propelled ambulance, <i>including not to exceed \$25,000 for new laundry machinery</i> , and not exceeding \$200 for the purchase of books, periodicals, and newspapers, for which payments may be made in advance, and other absolutely necessary expenses ( <i>acts June 23, 1874, vol. 18, p. 223; Mar. 3, 1893, vol. 27, p. 55; Mar. 3, 1905, vol. 33, p. 1190; June 12, 1917, vol. 40, p. 154; July 1, 1918, vol. 40, p. 680; May 10, 1926, vol. 44, p. 495</i> )				\$75,000.00	\$52,894.00
	Estimated expenditures, 1928 appropriation	Estimated expenditures, 1927 appropriation	Expended and obligated, 1926		
Supplies and materials:					
0200 Stationery and office supplies.....	\$2,600.00	\$2,450.00	\$2,216.81		
0210 Medical and hospital supplies.....	10,000.00	10,200.00	10,214.67		
0220 Scientific and educational supplies.....	2,500.00	1,350.00	2,456.32		
0230 Fuel.....	29,800.00	29,144.00	27,382.18		
0240 Wearing apparel.....	1,000.00	3,000.00	764.41		
0250 Forage.....	500.00	150.00	129.99		
0260 Provisions.....	5,000.00	50,000.00	50,859.12		
0280 Sundry supplies.....	5,000.00	5,300.00	4,835.93		
0290 Materials.....	1,500.00	1,300.00	1,655.49		
02 Total supplies and materials.....	102,800.00	102,894.00	100,534.92		
Communication service:					
0500 Telegraph service.....	12.00	9.00	2.20		
0510 Telephone service.....	1,000.00	1,000.00	1,021.48		
05 Total communication service.....	1,012.00	1,009.00	1,023.68		
06 Travel expenses.....	66.00	66.00	66.65		
07 Transportation of things (service).....	800.00	780.00	1,134.59		
09 Advertising.....	180.00	50.00	89.20		
10 Furnishing electricity.....	40.00	51.00	17.84		
12 Repairs and alterations.....	10,000.00	7,000.00	10,293.12		
13 Special and miscellaneous current expenses.....	1,000.00	1,200.00	692.87		
Equipment:					
3010 Furniture, furnishings, and fixtures.....	3,250.00	6,000.00	7,250.23		
3020 Educational, scientific, and recreational supplies.....	5,500.00	4,500.00	3,658.41		
3050 Other equipment.....	27,832.00	6,000.00	590.98		
30 Total equipment.....	36,582.00	16,500.00	11,499.62		
32 Structures.....			49,770.00		
33 Refunds.....	900.00	900.00	705.50		
Reserve.....		1,000.00			
Total.....	153,480.00	131,450.00	175,827.99		
Less the following credit:					
Appropriations carried by District of Columbia appropriation.....	42,500.00	42,600.00	41,932.86		
Pay patient receipts (estimated).....	18,480.00	18,000.00	10,759.64		
Howard University appropriation for fuel and light.....	17,500.00	17,500.00	10,217.38		
	78,480.00	78,556.00	62,909.88		
Net total carried in Interior Department estimate.....	75,000.00	52,894.00	112,918.11		
<b>Total under Freedmen's Hospital.....</b>				<b>188,856.00</b>	<b>166,390.00</b>
<b>Sec. 2. Appropriations herein made for field work under the General Land Office, the Bureau of Indian Affairs, the Bureau of Reclamation, the Geological Survey, and the National Park Service shall be available for the hire, with or without personal services, of work animals and animal-drawn and motor-propelled vehicles and equipment.</b>					
<b>Interior Department proper:</b>					
Annual appropriations.....				24,966,331.00	20,501,258.00
Permanent and indefinite appropriations.....				5,704,000.00	5,942,000.00
<b>Total, Interior Department proper.....</b>				<b>30,670,331.00</b>	<b>26,443,258.00</b>
<b>Indian Service:</b>					
Annual appropriations.....				212,576,65.00	12,901,160.00
Permanent and indefinite appropriations.....				19,475,000.00	19,696,900.00
<b>Total, Indian Service.....</b>				<b>32,051,265.00</b>	<b>32,598,060.00</b>
<b>Pensions, annual appropriations.....</b>				<b>222,996,000.00</b>	<b>193,921,000.00</b>
<b>Total under Interior Department.....</b>				<b>285,717,596.00</b>	<b>252,962,318.00</b>

# ESTIMATES OF APPROPRIATIONS REQUIRED FOR THE SERVICE OF THE FISCAL YEAR ENDING JUNE 30, 1928

General object (title of appropriation), date of acts, references to Statutes at Large, or to Revised Statutes, and estimated amount required for each detailed object

Total amount to be appropriated under each head of appropriation

Amount appropriated for the fiscal year ending June 30, 1927

## CHAPTER VI.—DEPARTMENT OF JUSTICE

### OFFICE OF THE ATTORNEY GENERAL

#### Salaries, Department of Justice—

Salaries: For Attorney General, \$15,000; Solicitor General, \$10,000; Assistant to the Attorney General, \$9,000; and other personal services in the District of Columbia in accordance with the classification act of 1923, including the Solicitors of the State, Treasury, Commerce, and Labor Departments, [the Solicitor of Internal Revenue,] and the office forces of the Solicitors of the Treasury, Commerce, and Labor Departments, [\$959,240] \$987,640; in all (act Apr. 29, 1926, vol. 44, p. 341)-----

Provided, That in expending appropriations or portions of appropriations contained in this act, for the payment for personal services in the District of Columbia in accordance with the classification act of 1923, the average of the salaries of the total number of persons under any grade in any bureau, office, or other appropriation unit shall not at any time exceed the average of the compensation rates specified for the grade by such act, and in grades in which only one position is allocated the salary of such position shall not exceed the average of the compensation rates for the grade, except that in unusually meritorious cases of one position in a grade advances may be made to rates higher than the average of the compensation rates of the grade but not more often than once in any fiscal year and then only to the next higher rate: Provided, That this restriction shall not apply (1) to grades 1, 2, 3, and 4 of the clerical-mechanical service, or (2) to require the reduction in salary of any person whose compensation was fixed as of July 1, 1924, in accordance with the rules of section 6 of such act, (3) to require the reduction in salary of any person who is transferred from one position to another position in the same or different grade in the same or a different bureau, office, or other appropriation unit, or (4) to prevent the payment of a salary under any grade at a rate higher than the maximum rate of the grade when such higher rate is permitted by the classification act of 1923, and is specifically authorized by other law.

\$1, 021, 640. 00

\$993, 240. 00

	Estimated expenditures, 1928 appropriation	Estimated expenditures, 1927 appropriation	Expended and obligated, 1926
Departmental service:			
Salaries			
Professional service—			
Grade 7, \$7,500 and over—			
Attorney General.....	No. 1 Salary \$15,000	No. 1 Salary \$15,000	No. 1 Salary \$15,000
Special attorneys.....	10 7,900	8 8,000	7½ 7,989
Grade 6, \$6,000 to \$7,500; average, \$6,750—			
Chief attorneys.....	16 6,406	16 6,406	10½ 6,354
Grade 5, \$5,200 to \$6,000; average, \$5,600—			
Senior attorneys.....	31 5,279	28 5,286	15½ 5,232
Grade 4, \$3,800 to \$5,000; average, \$4,400—			
Attorneys.....	25 4,216	23 4,252	16½ 4,173
Grade 3, \$3,000 to \$3,600; average, \$3,300—			
Associate librarian.....	1 3,100	1 3,100	
Associate attorneys.....	12 3,117	11 3,109	12 3,118
Grade 2, \$2,400 to \$3,000; average, \$2,700—			
Assistant librarian.....	1 2,500	1 2,500	
Assistant attorneys.....	9 2,500	9 2,500	12 2,528
Grade 1, \$1,860 to \$2,400; average, \$2,111.42—			
Junior attorneys.....	8 2,007	6 2,066	5½ 2,062
Subprofessional service—			
Grade 6, \$1,860 to \$2,400; average, \$2,111.42—			
Assistant chief nurse.....	1 2,300	1 2,300	
Grade 3, \$1,320 to \$1,680; average, \$1,500—			
Under library assistant.....	1 1,680	1 1,680	1 1,680
Grade 2, \$1,140 to \$1,500; average, \$1,320—			
Minor library assistant.....			1 1,440
Grade 1, \$900 to \$1,260; average, \$1,080—			
Library aid.....	1 1,260	1 1,260	1 1,260

## Estimates of appropriations required for the service of the fiscal year ending June 30, 1928—Continued

General object (title of appropriation), date of acts, references to Statutes at Large, or to Revised Statutes, and estimated amount required for each detailed object				Total amount to be appropriated under each head of appropriation	Amount appropriated for the fiscal year ending June 30, 1927
<b>Salaries, Department of Justice—Continued.</b>					
Departmental service—Continued.					
Salaries—Continued.					
Clerical, administrative, and fiscal service—					
Grade 13, \$6,000 to \$7,500; average, \$6,750—					
Executive officer.....	Average— No. 1 Salary \$6,000	Average— No. 1 Salary \$6,000	Average— No. 1 Salary \$6,000		
Grade 12, \$5,200 to \$6,000; average, \$5,600—					
Senior administrative officers.....	2 5,600	2 5,600	2 5,200		
Chief investigators.....	2 5,400	2 5,400	2 5,400		
Grade 11, \$3,800 to \$5,000; average, \$4,400—					
Administrative officer.....	1 5,000	1 5,000	1 5,000		
Grade 10, \$3,300 to \$3,900; average, \$3,600—					
Junior administrative officers.....	4 3,575	4 3,575	4 3,572		
Senior investigator.....	1 3,800	1 3,800	1 3,800		
Grade 9, \$3,000 to \$3,600; average, \$3,300—					
Senior administrative assistants.....	3 3,400	3 3,400	2 3,256		
Investigators.....	2 3,200	2 3,200	1 3,117		
Grade 8, \$2,700 to \$3,300; average, \$3,000—					
Administrative assistant.....	1 2,900	1 2,900	1 2,896		
Grade 7, \$2,400 to \$3,000; average, \$2,700—					
Assistant investigators.....	10 2,720	10 2,640	3 2,489		
Junior administrative assistants.....	4 2,325	4 2,325	2 2,448		
Grade 6, \$2,100 to \$2,700; average, \$2,400—					
Principal clerks.....	4 2,325	4 2,325	3 2,376		
Principal investigating assistants.....	7 2,046	7 2,046	2 1,864		
Grade 5, \$1,800 to \$2,100; average, \$1,950—					
Senior clerk-stenographers.....	3 1,900	3 1,900	1 2,268		
Head stenographers.....	15 2,032	15 2,032	11 2,000		
Grade 4, \$1,680 to \$2,040; average, \$1,860—					
Principal stenographers.....	14 1,813	14 1,813	6 1,868		
Clerk-stenographers.....	12 1,850	12 1,850	11 1,845		
Clerks.....	13 1,809	13 1,809	10 1,818		
Grade 3, \$1,500 to \$1,800; average, \$1,650—					
Assistant clerk-stenographers.....	16 1,605	14 1,637	6 1,591		
Senior stenographers.....	29 1,572	29 1,572	9 1,555		
Assistant clerks.....	25 1,654	25 1,654	15 1,602		
Grade 2, \$1,320 to \$1,680; average, \$1,500—					
Junior clerk-stenographers.....	3 1,380	3 1,380	3 1,351		
Junior clerk-typists.....	18 1,454	19 1,456	6 1,430		
Junior stenographers.....	5 1,404	5 1,404	3 1,341		
Senior typists.....	4 1,380	4 1,380	6 1,485		
Junior clerks.....	11 1,473	11 1,473	3 1,298		
Grade 1, \$1,140 to \$1,500; average, \$1,320—					
Underoperators, office devices.....	8 1,327	8 1,327	2 1,235		
Underclerk typists.....	8 1,266	7 1,281	7 1,265		
Underclerks.....					
Custodial service—					
Grade 5, \$1,320 to \$1,680; average, \$1,500—					
Foreman of laborers.....	1 1,440	1 1,440			
Grade 3, \$1,020 to \$1,260; average, \$1,140—					
Guard.....	1 1,200	1 1,200			
Senior laborers.....	5 1,176	5 1,176	5 1,140		
Messengers.....	33 1,129	33 1,129	20 1,117		
Minor mechanics.....	2 1,230	2 1,230			
Total average number of employees.....	381	369	256 1/2		
01 Total salaries, departmental service.....	1,021,640	973,207	679,359		
Reserve.....		20,033			
Total.....	1,021,640	993,240	1,679,359		
The difference between 1928 and 1927 is due to increase in force, \$28,400.					
† \$100,000 transferred to this appropriation from "Pay of special assistant attorneys, United States courts, 1926."					
<b>Books, Department of Justice—</b>					
For the purchase of law books, books of reference, and periodicals, including the exchange thereof, for the Department of Justice ( <i>act Apr. 29, 1926, vol. 44, p. 341</i> ).....				\$6,700.00	\$6,700.00
3020 Educational and scientific equipment (library stock): Expenditures—1928, \$6,700; 1927, \$6,700; 1926, \$6,705.23.					

*Estimates of appropriations required for the service of the fiscal year ending June 30, 1928—Continued*

General object (title of appropriation), date of acts, references to Statutes at Large, or to Revised Statutes, and estimated amount required for each detailed object				Total amount to be appropriated under each head of appropriation	Amount appropriated for the fiscal year ending June 30, 1927
<b>Contingent Expenses, Department of Justice—</b> For stationery, furniture, and repairs, floor coverings not exceeding \$500, file holders and cases; miscellaneous expenditures, including telegraphing and telephones, foreign postage, labor, typewriters and adding machines and the exchange thereof and repairs thereto, street-car fares not exceeding \$300, newspapers, press clippings, and other necessities ordered by the Attorney General; official transportation, including the repair, maintenance, and operation of a motor-driven passenger car, delivery truck, and motor cycle, to be used only for official purposes, and purchase and repair of bicycles ( <i>act Apr. 29, 1926, vol. 44, pp. 341-342</i> )				\$62, 000. 00	\$63, 000. 00
		Estimated expenditures, 1928 appropriation	Estimated expenditures, 1927 appropriation	Expended and obligated, 1926	
01 Personal services (temporary per diem laborers).....		\$300. 00	\$300. 00	\$466. 78	
Supplies and materials:					
0200 Stationery and office supplies.....		17, 440. 00	18, 430. 00	15, 674. 41	
0210 Medical and hospital supplies.....		40. 00	40. 00	23. 15	
0220 Scientific and educational supplies.....		100. 00	100. 00	171. 55	
0230 Fuel.....		600. 00	600. 00	502. 15	
0280 Sundry supplies.....		220. 00	220. 00	207. 90	
0290 Materials.....			10. 00	12. 02	
02 Total supplies and materials.....		18, 400. 00	19, 400. 00	16, 591. 18	
04 Care and storage of vehicles.....		420. 00	420. 00	394. 55	
Communication service:					
0500 Telegraph service.....		9, 000. 00	9, 000. 00	8, 618. 50	
0510 Telephone service.....		11, 500. 00	11, 500. 00	10, 417. 79	
0520 Other communication service (postage).....		100. 00	100. 00	99. 09	
05 Total communication service.....		20, 600. 00	20, 600. 00	19, 135. 38	
06 Travel expenses (car tokens).....		300. 00	300. 00	240. 00	
07 Transportation of things.....		180. 00	180. 00	188. 53	
12 Repairs and alterations.....		1, 850. 00	1, 850. 00	2, 071. 10	
13 Special and miscellaneous current expenses.....		1, 100. 00	1, 100. 00	1, 034. 16	
Equipment:					
3002 Motor vehicles.....				7, 118. 90	
3010 Furniture, furnishings, and fixtures.....		17, 600. 00	17, 600. 00	12, 627. 50	
3020 Educational, scientific, and recreational supplies.....		250. 00	250. 00	212. 54	
3050 Other equipment.....		1, 000. 00	1, 000. 00	1, 128. 86	
30 Total equipment.....		18, 850. 00	18, 850. 00	20, 987. 80	
Total.....		62, 000. 00	63, 000. 00	61, 109. 48	
<b>Rent of Buildings, Department of Justice—</b> For rent of buildings and parts of buildings in the District of Columbia, <b>[\$100,000] \$118,000</b> , if space can not be assigned by the Public Buildings Commission in buildings under the control of that commission ( <i>act Apr. 29, 1926, vol. 44, p. 342</i> )				118, 000. 00	100, 000. 00
11 Rent of buildings and structures: Expenditures—1926, \$118,000; 1927, \$100,000 (also paid in addition \$19,547.20 from appropriation "Investigation and prosecution of war frauds"); 1928, \$91,666.66.					
<b>Printing and Binding, Department of Justice and Courts—</b> For printing and binding for the Department of Justice and the Courts of the United States ( <i>act Apr. 29, 1926, vol. 44, p. 342</i> )				290, 000. 00	1 260, 000. 00
		Estimated expenditures, 1928 appropriation	Estimated expenditures, 1927 appropriation	Expended and obligated, 1926	
0200 Stationery and supplies.....		\$90, 000. 00	\$80, 000. 00	\$111, 158. 18	
0800 Printing and binding.....		200, 000. 00	180, 000. 00	177, 827. 71	
Total.....		290, 000. 00	260, 000. 00	288, 985. 89	

<sup>1</sup> Includes \$25,000 transferred from "Printing and binding, Supreme Court."

*Estimates of appropriations required for the service of the fiscal year ending June 30, 1928—Continued*

General object (title of appropriation), date of acts, references to Statutes at Large, or to Revised Statutes, and estimated amount required for each detailed object			Total amount to be appropriated under each head of appropriation	Amount appropriated for the fiscal year ending June 30, 1927
<b>Traveling and Miscellaneous Expenses, Department of Justice—</b> For traveling and other miscellaneous and emergency expenses, [including advances made by the disbursing clerk,] authorized and approved by the Attorney General, to be expended at his discretion, [the provisions of section 3648, Revised Statutes, to the contrary notwithstanding] (act Apr. 29, 1926, vol. 44, p. 342)			\$12,500.00	\$7,500.00
	Estimated expenditures, 1928 appropriation	Estimated expenditures, 1927 appropriation	Expended and obligated, 1926	
01 Personal services (temporary medical service).....	\$75.00	\$75.00	\$75.00	
02 Sundry supplies.....			17.40	
06 Travel expenses.....	12,325.00	7,325.00	6,948.74	
08 Stenographic job work.....	100.00	100.00	96.65	
13 Special and miscellaneous current expenses.....			5.00	
Total.....	12,500.00	7,500.00	7,142.79	
Total under office of the Attorney General.....			1,510,840.00	1,430,440.00
<b>MISCELLANEOUS</b> <b>Protecting Interests of the United States in Customs Matters—</b> Conduct of customs cases: Assistant Attorney General, \$8,000; special attorneys and counselors at law in the conduct of customs cases, to be employed and their compensation fixed by the Attorney General, as authorized by subsection 30 of section 28 of the act of August 5, 1909; necessary clerical assistance and other employees at the seat of government and elsewhere, to be employed and their compensation fixed by the Attorney General, including experts at such rates of compensation as may be authorized or approved by the Attorney General; supplies, Supreme Court Reports and Digests, and Federal Reporter and Digests, traveling, and other miscellaneous and incidental expenses, to be expended under the direction of the Attorney General; in all (act Apr. 29, 1926, vol. 44, p. 342)			103,200.00	103,200.00
	Estimated expenditures, 1928 appropriation	Estimated expenditures, 1927 appropriation	Expended and obligated, 1926	
Field service:				
Salaries and wages—	Average—	Average—	Average—	
Salary range, \$7,500 and over—	No. Salary	No. Salary	No. Salary	
Assistant Attorney General.....	1 \$8,000	1 \$8,000	1 \$8,000	
Salary range, \$5,200 to \$6,000; average, \$5,600—				
Special attorneys.....	4 5,700	4 5,700	5½ 5,108	
Salary range, \$3,800 to \$5,000; average, \$4,400—				
Special attorneys.....	7 4,570	7 4,285	5½ 3,810	
Salary range, \$3,000 to \$3,600; average, \$3,300—				
Special attorneys.....	2 3,500	2 3,500	1½ 3,106	
Salary range, \$2,400 to \$3,000; average, \$2,700—				
Clerk.....	1 2,800	1 2,800	1 2,716	
Salary range, \$2,100 to \$2,700; average, \$2,400—				
Clerk.....	1 2,600	1 2,600	1 2,516	
Salary range, \$1,860 to \$2,400; average, \$2,100—				
Clerk.....	1 2,200	1 2,200	1 2,066	
Salary range, \$1,680 to \$2,040; average, \$1,860—				
Clerk.....	1 1,920	1 1,920	1 1,800	
Salary range, \$1,500 to \$1,860; average, \$1,680—				
Clerks.....	4 1,590	4 1,590	3½ 1,558	
Salary range, \$1,020 to \$1,260; average, \$1,140—				
Messenger.....	1 1,200	1 1,200	1 1,100	
Salary range, \$900 to \$1,140; average, \$1,020—				
Messengers.....	3 960	3 980	2½ 915	
Total average number of employees.....	26	26	24½	
01 Total salaries and wages, field service.....	89,820	87,820	78,802	
The difference between 1928 and 1927 is due to increase in salaries, \$2,000.				
Supplies and materials:				
0200 Stationery and office supplies.....	400.00	529.00	272.43	
0280 Sundry supplies.....	100.00	150.00	35.06	
02 Total supplies and materials.....	500.00	679.00	307.49	
Communication service:				
0500 Telegraph service.....	50.00	50.00	31.58	
0510 Telephone service.....	1,200.00	1,150.00	1,004.97	
05 Total communication service.....	1,250.00	1,200.00	1,036.55	

*Estimates of appropriations required for the service of the fiscal year ending June 30, 1928—Continued*

General object (title of appropriation), date of acts, references to Statutes at Large, or to Revised Statutes, and estimated amount required for each detailed object				Total amount to be appropriated under each head of appropriation	Amount appropriated for the fiscal year ending June 30, 1927
<b>Protecting Interests of the United States in Customs Matters—Continued.</b>					
	Estimated expenditures, 1928 appropriation	Estimated expenditures, 1927 appropriation	Expended and obligated, 1926		
Travel expenses:					
0615 Transportation.....	\$4,200.00	\$4,200.00	\$3,441.90		
0616 Subsistence.....	5,800.00	5,800.00	5,444.78		
06 Total travel expenses.....	10,000.00	10,000.00	8,886.68		
07 Transportation of things (service).....	25.00	25.00			
12 Repairs and alterations.....	25.00	25.00	21.83		
13 Special and miscellaneous current expenses, including expert witnesses.....	1,000.00	1,000.00			
Equipment:					
3010 Educational, scientific, and recreational equipment.....	330.00	300.00	319.15		
3050 Other equipment.....	250.00	151.00	125.59		
30 Total equipment.....	580.00	451.00	444.74		
Reserve.....		2,000.00			
Total.....	103,200.00	103,200.00	89,499.29		
<b>Defending Suits in Claims against the United States—</b>					
For necessary expenses incurred in the examination of witnesses, procuring evidence, employment of experts at such rates of compensation as may be authorized or approved by the Attorney General, and such other expenses as may be necessary in defending suits in the Court of Claims, including Indian depredation claims, to be expended under the direction of the Attorney General ( <i>act Apr. 29, 1926, vol. 44, p. 342</i> ).....				\$85,000.00	\$75,000.00
	Estimated expenditures, 1928 appropriation	Estimated expenditures, 1927 appropriation	Expended and obligated, 1926		
01 Temporary services of experts.....	\$35,000.00	\$35,000.00	\$34,983.75		
06 Travel expenses.....	27,500.00	15,000.00	14,775.26		
07 Transportation of things.....	25.00	25.00	.44		
Printing, binding, etc.:					
0820 Stenographic work (job).....	17,500.00	17,500.00	13,947.69		
0830 Photographic work (job).....	75.00	75.00	36.25		
08 Total printing, binding, etc.....	17,575.00	17,575.00	13,983.94		
13 Special and miscellaneous current expenses.....	4,900.00	2,500.00			
Reserve.....		4,900.00			
Total.....	85,000.00	75,000.00	63,743.39		
<b>Detection and Prosecution of Crimes—</b>					
Detection and prosecution of crimes: For the detection and prosecution of crimes against the United States; for the protection of the person of the President of the United States; the acquisition, collection, classification, and preservation of criminal identification records and their exchange with the officials of States, cities, and other institutions; for such other investigations regarding official matters under the control of the Department of Justice and the Department of State as may be directed by the Attorney General; hire, maintenance, upkeep, and operation of motor-propelled [or horse-drawn] passenger-carrying vehicles when necessary; [purchase and exchange of a motor-propelled passenger-carrying vehicle to cost not to exceed \$3,000, exclusive of the exchange allowance on any vehicle given in part payment therefor;] firearms and ammunition, such stationery and supplies for use at the seat of government or elsewhere as the Attorney General may direct, including not to exceed \$10,000 for taxicab hire to be used exclusively for the purposes set forth in this paragraph and to be expended under the direction of the Attorney General; [per diem in lieu of subsistence when allowed pursuant to section 13 of the Sundry Civil Appropriation Act approved August 1, 1914,] <i>traveling expenses</i> ; including not to exceed \$210,000 for personal services in the District of Columbia, and including a Director of the Bureau of Investigation at not exceeding \$7,500 per annum, [\$2,154,280] <i>\$2,250,000</i> : [Provided, That this appropriation shall be available for advances to be made by the disbursing clerk of the Department of Justice when authorized and approved by the Attorney General, the provisions of section 3648 of the Revised Statutes to the contrary notwithstanding.] <i>Provided [further], That for the purpose of executing the duties for which provision is made by this appropriation, the Attorney General is authorized to appoint officials who shall be vested with the authority necessary for the execution of such duties (act Apr. 29, 1926, vol. 44, pp. 342-343)</i> .....				2,250,000.00	2,154,280.00

*Estimates of appropriations required for the service of the fiscal year ending June 30, 1928—Continued*

General object (title of appropriation), date of acts, references to Statutes at Large, or to Revised Statutes, and estimated amount required for each detailed object				Total amount to be appropriated under each head of appropriation	Amount appropriated for the fiscal year ending June 30, 1927
<i>Detection and Prosecution of Crimes—Continued.</i>					
	Estimated expenditures, 1928 appropriation	Estimated expenditures, 1927 appropriation	Expended and obligated, 1926		
Departmental service:					
Salaries—					
Clerical, administrative, and fiscal service—	Average—	Average—	Average—		
Grade 13, \$6,000 to \$7,500; average, \$6,750—	No. 1 Salary \$7,500	No. 1 Salary \$7,500	No. 1 Salary \$6,500		
Executive officer.....	1 5,600	1 5,600	1 5,483		
Grade 12, \$5,200 to \$6,000; average, \$5,600—					
Senior administrative officer.....	1 3,000	1 3,000	1 3,500		
Grade 11, \$3,800 to \$5,000; average, \$4,400—					
Administrative officers.....	2 4,200	2 4,200	2 4,542		
Assistant chief investigator.....			1 4,400		
Grade 10, \$3,300 to \$3,900; average, \$3,600—					
Junior administrative officers.....	5 3,400	5 3,400	3 3,589		
Grade 9, \$3,000 to \$3,600; average, \$3,300—					
Senior administrative assistant.....	1 3,000	1 3,000	1 3,500		
Grade 7, \$2,400 to \$3,000; average, \$2,700—					
Junior administrative assistants.....	2 3,000	2 3,000	2 3,000		
Grade 6, \$2,100 to \$2,700; average, \$2,400—					
Principal clerk.....	1 2,100	1 2,100	1 2,100		
Principal clerk-stenographer.....	1 2,300	1 2,300	1 2,298		
Grade 5, \$1,860 to \$2,400; average, \$2,111.42—					
Senior clerk.....	1 1,920	1 1,920	2 2,043		
Senior clerk-stenographer.....			1 2,272		
Head stenographer.....	1 2,100	1 2,100			
Grade 4, \$1,860 to \$2,040; average, \$1,860—					
Clerks.....	8 1,770	8 1,770	6 1,796		
Principal stenographer.....			1 2,040		
Clerk-stenographer.....	1 1,740	1 1,740	1 1,735		
Grade 3, \$1,500 to \$1,860; average, \$1,680—					
Assistant clerks.....	30 1,552	30 1,552	22 1,575		
Senior stenographers.....	3 1,580	3 1,580	1 1,685		
Assistant clerk-stenographers.....	2 1,530	2 1,530	1 1,632		
Grade 2, \$1,320 to \$1,680; average, \$1,500—					
Junior clerks.....	9 1,453	9 1,453	9 1,455		
Junior stenographers.....	2 1,500	2 1,500	3 1,528		
Junior clerk-typists.....	6 1,580	6 1,580	9 1,506		
Junior clerk-stenographers.....	6 1,320	3 1,320	3 1,465		
Grade 1, \$1,140 to \$1,500; average, \$1,320—					
Underclerks.....	17 1,288	17 1,288	19 1,285		
Undertypists.....	28 1,176	28 1,176	15 1,201		
Custodial service—					
Grade 3, \$1,020 to \$1,260; average, \$1,140—					
Messengers.....	3 1,020	3 1,020	4 1,055		
01 Total average number of employees.....	131	128	113		
Total salaries, departmental service.....	217,500.00	213,581.00	194,166.60		
The difference between 1928 and 1927 is due to increase in force, \$3,919.					
Field service:					
Salaries and wages—					
Salary range, \$5,200 to \$6,000; average, \$5,600—					
Special agents.....	2 5,500	2 5,500	1 5,200		
Salary range, \$3,800 to \$5,000; average, \$4,400—					
Special agents.....	12 4,200	12 4,200	10 4,136		
Accountants.....	16 4,113	16 4,113	12 4,232		
Salary range, \$3,500 to \$3,900; average, \$3,600—					
Special agents.....	11 3,655	11 3,655	15 3,584		
Accountants.....	15 3,613	15 3,613	11 3,686		
Salary range, \$3,000 to \$3,600; average, \$3,300—					
Special agents.....	50 3,292	50 3,292	46 3,226		
Accountants.....	29 3,083	29 3,083	11 3,096		
Salary range, \$2,700 to \$3,300; average, \$3,000—					
Special agents.....	220 2,917	220 2,917	225 2,894		
Accountants.....	10 3,100	10 3,100	12 2,967		
Salary range, \$2,400 to \$3,000; average, \$2,700—					
Special agents.....	15 2,687	15 2,687	26 2,682		
Salary range, \$2,100 to \$2,700; average, \$2,400—					
Special agents.....	5 2,550	5 2,550	5 2,542		
Clerk-stenographer.....			1 2,200		
Salary range, \$1,860 to \$2,400; average, \$2,111.42—					
Clerk-stenographer.....	1 2,200	1 2,200	1 2,200		
Salary range, \$1,680 to \$2,040; average, \$1,860—					
Special agent.....	1 1,680	1 1,680	1 1,680		
Clerk-stenographer.....			1 1,713		
Salary range, \$1,500 to \$1,860; average, \$1,680—					
Clerk-stenographers.....	15 1,728	15 1,728	12 1,694		
Salary range, \$1,320 to \$1,680; average, \$1,500—					
Clerk-stenographers.....	76 1,480	76 1,480	71 1,486		
Salary range, \$1,140 to \$1,500; average, \$1,320—					
Clerk-stenographers.....	14 1,359	14 1,359	4 1,389		
Temporary accountant.....			2 2,586		
Temporary clerk-stenographers.....			3 1,436		
01 Total average number of employees.....	492	492	471		
Total salaries and wages, field service.....	1,362,716.00	1,362,716.00	1,303,892.61		



*Estimates of appropriations required for the service of the fiscal year ending June 30, 1928—Continued*

General object (title of appropriation), date of acts, references to Statutes at Large, or to Revised Statutes, and estimated amount required for each detailed object				Total amount to be appropriated under each head of appropriation	Amount appropriated for the fiscal year ending June 30, 1927
<i>Detection and Prosecution of Crimes—Continued.</i>					
	Estimated expenditures, 1928 appropriation	Estimated expenditures, 1927 appropriation	Expended and obligated, 1926		
Supplies and materials:					
0200 Stationery and office supplies.....	\$12,000.00	\$12,000.00	\$12,084.86		
0220 Scientific and educational supplies.....	600.00	600.00	602.60		
0230 Fuel.....	600.00	600.00	624.84		
0280 Sundry supplies.....	200.00	200.00	216.89		
02 Total supplies and materials.....	13,400.00	13,400.00	13,568.19		
03 Subsistence and support of persons.....			63.40		
04 Storage (vehicles).....	216.00	216.00	54.50		
Communication service:					
0500 Telegraph.....	10,000.00	10,000.00	11,497.40		
0510 Telephone.....	17,000.00	17,000.00	16,911.02		
0520 Other communication service.....	125.00	125.00	136.70		
05 Total communication service.....	27,125.00	27,125.00	28,545.12		
06 Travel expenses.....	607,888.00	463,574.00	454,970.09		
07 Transportation of things.....	350.00	350.00	353.46		
Printing and binding:					
0820 Stenographic work (job).....	600.00	600.00	643.46		
0830 Photographic work (job).....	300.00	300.00	305.85		
08 Total printing and binding.....	900.00	900.00	949.31		
10 Heat, light, power, etc.....	200.00	200.00	204.00		
Rents:					
1100 Buildings.....	10,800.00	11,680.00	11,437.58		
1110 Other rents.....	100.00	100.00	105.33		
11 Total rents.....	10,900.00	11,780.00	11,542.91		
12 Repairs and alterations.....	400.00	400.00	484.71		
13 Special and miscellaneous current expenses.....	2,005.00	1,125.60	3,386.66		
Equipment:					
3000 Passenger-carrying vehicles.....		3,000.00	1,669.50		
3010 Furniture, furnishings, and fixtures.....	6,300.00	6,300.00	9,546.26		
3020 Educational, scientific, and recreational equipment.....	100.00	100.00	136.51		
30 Total equipment.....	6,400.00	9,400.00	11,352.27		
Reserve.....		49,512.40			
Total.....	2,250,000.00	2,154,280.00	2,023,561.83		
DEPARTMENTAL ROLL					
Departmental service:					
Salaries—					
Subprofessional service—					
Grade 6, \$1,860 to \$2,400; average, \$2,111.42—	Average— No. Salary	Average— No. Salary	Average— No. Salary		
Assistant chief nurse.....			1	\$2,300	
Clerical, administrative, and fiscal service—					
Grade 12, \$5,200 to \$6,000; average, \$5,600—			2	5,300	
Chief investigators.....			4½	2,624	
Grade 7, \$2,400 to \$3,000; average, \$2,700—			2½	2,021	
Junior administrative assistants.....			2	1,966	
Grade 5, \$1,860 to \$2,400; average, \$2,111.42—			1½	1,745	
Senior clerk-stenographers.....			3½	1,823	
Senior clerks.....			1½	1,477	
Grade 4, \$1,680 to \$2,040; average, \$1,860—			5½	1,605	
Clerk-stenographers.....			4½	1,506	
Clerks.....			½	1,620	
Grade 3, \$1,500 to \$1,860; average, \$1,680—			8½	1,446	
Assistant clerk-stenographers.....			1½	1,688	
Assistant clerks.....			½	1,560	
Senior stenographers.....			3½	1,489	
Grade 2, \$1,320 to \$1,680; average, \$1,500—			2½	1,296	
Junior clerk-stenographer.....			4½	1,328	
Junior clerk-typists.....			1½	1,477	
Junior stenographers.....			4½	1,144	
Senior typist.....			1½	1,198	
Junior clerks.....			2	1,229	
Grade 1, \$1,140 to \$1,500; average, \$1,320—			1	1,198	
Underclerks.....					
Underoperators, office devices.....					
Custodial service—					
Grade 5, \$1,320 to \$1,680; average, \$1,500—			1½	1,477	
Foreman and laborers.....			4½	1,144	
Messengers.....					
Grade 3, \$1,020 to \$1,260; average, \$1,140—			1½	1,198	
Senior laborers.....			2	1,229	
Minor mechanics.....			1	1,198	
Guard.....					
01 Total average number of employees.....			58½		
Total salaries, departmental service.....				100,742	

<sup>1</sup> Excludes \$100,742 for 1926, transferred for 1927 and 1928 to "Salaries, Department of Justice."

NOTE.—Employees covered by this statement were transferred to "Salaries, Department of Justice," beginning July 1, 1927.

## Estimates of appropriations required for the service of the fiscal year ending June 30, 1928—Continued

General object (title of appropriation), date of acts, references to Statutes at Large, or to Revised Statutes, and estimated amount required for each detailed object				Total amount to be appropriated under each head of appropriation	Amount appropriated for the fiscal year ending June 30, 1927
<b>Examination of Judicial Offices—</b> For the investigation of the official acts, records, and accounts of marshals, attorneys, and clerks of the United States courts and the territorial courts, and United States commissioners, for which purpose all the official papers, records, and dockets of said officers, without exception, shall be examined by the agents of the Attorney General at any time; and also, when requested by the presiding judge, the official acts, records, and accounts of referees and trustees of such courts, for copying, in the District of Columbia or elsewhere, reports of examiners at folio rates, and including not to exceed \$49,500 for personal services in the District of Columbia, <b>[\$149,500]</b> \$164,000; [per diem in lieu of subsistence when allowed pursuant to section 13 of the sundry civil appropriation act, approved August 1, 1914;] traveling expenses; to be expended under the direction of the Attorney General: <b>[Provided, That this appropriation shall be available for advances to be made by the disbursing clerk of the Department of Justice when authorized and approved by the Attorney General, the provisions of section 3648 of the Revised Statutes to the contrary notwithstanding:]</b> <b>Provided [further], That for the purpose of executing the duties for which provision is made by this appropriation, the Attorney General is authorized to appoint officials who shall be vested with the authority necessary for the execution of such duties (act Apr. 29, 1926, vol. 44, p. 343)</b>				\$164,000.00	\$149,500.00
NOTE.—The new language proposed is necessitated by the ruling of the Comptroller General, reported in 5 Comptroller General, 1015, et seq. and is suggested therein.					
	Estimated expenditures, 1928 appropriation	Estimated expenditures, 1927 appropriation	Expended and obligated, 1926		
<b>Departmental service:</b>					
<b>Salaries—</b>					
<b>Clerical, administrative, and fiscal service—</b>					
Grade 12, \$5,200 to \$6,000; average, \$5,600—	<i>Average—</i>	<i>Average—</i>	<i>Average—</i>		
Senior administrative officer	No. 1 Salary \$5,600	No. 1 Salary \$5,600	No. 1 Salary \$5,492		
Grade 7, \$2,400 to \$3,000; average, \$2,700—					
Junior administrative assistant	1 2,700	1 2,700	1 2,546		
Grade 5, \$1,860 to \$2,400; average, \$2,111.42—					
Senior clerks	7 2,075	7 2,075	5½ 1,986		
Grade 4, \$1,680 to \$2,040; average, \$1,860—					
Clerks	4 1,770	4 1,770	3½ 1,704		
Clerk-stenographers	2 1,860	2 1,860	½ 1,972		
Grade 3, \$1,500 to \$1,960; average, \$1,680—					
Assistant clerks	4 1,635	4 1,635	8½ 1,634		
Senior stenographers	1 1,740	1 1,740	1½ 1,653		
Assistant clerk-stenographers			½ 1,500		
Grade 2, \$1,320 to \$1,680; average, \$1,500—					
Junior clerk-stenographer			½ 1,560		
Total average number of employees	20	20	21½		
01 Total salaries, departmental service	41,900	41,900	42,355		
<b>Field service:</b>					
<b>Salaries and wages—</b>					
Salary range, \$3,800 to \$5,000; average, \$4,400—					
Examiners	3 4,333	3 4,333	1½ 4,000		
Salary range, \$3,300 to \$3,900; average, \$3,600—					
Examiners	3 3,767	3 3,767	4½ 3,693		
Salary range, \$3,000 to \$3,600; average, \$3,300—					
Examiners	2 3,200	2 3,200			
Salary range, \$2,400 to \$3,000; average, \$2,700—					
Examiners	13 2,669	13 2,669	2½ 2,612		
Salary range, \$2,100 to \$2,700; average, \$2,400—					
Examiners			3½ 2,492		
Total average number of employees	21	21	11½		
01 Total salaries and wages, field service	65,400	65,400	136,986		
01 Total personal services	107,300.00	107,300.00	79,341.00		
02 Stationery and office supplies			72.47		
06 Travel expenses	53,110.00	37,000.00	34,114.75		
07 Transportation of things			1.48		
08 Stenographic job work	3,000.00	3,000.00	2,556.28		
12 Repairs and alterations	290.00		1.55		
30 Furniture, furnishings, and fixtures	300.00				
Reserve		2,200.00			
Total	164,000.00	149,500.00	116,087.51		

<sup>1</sup> Nine and two-twelfths positions, with salaries aggregating \$23,534, paid in 1926 from "Salaries, Department of Justice."

*Estimates of appropriations required for the service of the fiscal year ending June 30, 1928—Continued*

General object (title of appropriation), date of acts, references to Statutes at Large, or to Revised Statutes, and estimated amount required for each detailed object	Total amount to be appropriated under each head of appropriation		Amount appropriated for the fiscal year ending June 30, 1927
<b>Enforcement of Antitrust Laws—</b> For the enforcement of antitrust laws, including experts at such rates of compensation as may be authorized or approved by the Attorney General, including not to exceed <del>[\$64,980]</del> \$55,000 for personal services in the District of Columbia, <del>[\$200,000]</del> \$198,000: <i>Provided</i> , That no part of this money shall be spent in the prosecution of any organization or individual for entering into any combination or agreement having in view the increasing of wages, shortening of hours, or bettering the conditions of labor, or for any act done in furtherance thereof not in itself unlawful: <i>Provided further</i> , That no part of this appropriation shall be expended for the prosecution of producers of farm products and associations of farmers who cooperate and organize in an effort to and for the purpose to obtain and maintain a fair and reasonable price for their products ( <i>acts July 2, 1890, vol. 26, p. 209; Oct. 15, 1914, vol. 38, p. 730, as amended May 15, 1916, and May 26, 1920; Sept. 26, 1914, vol. 33, p. 717; Feb. 11, 1903, vol. 32, p. 823, as amended by the act of June 29, 1910, vol. 36, p. 854; June 30, 1906, vol. 34, p. 798; Apr. 10, 1918, vol. 40, p. 516; Feb. 27, 1925, vol. 43, p. 1027; Apr. 29, 1926, vol. 44, p. 343</i> )	\$198, 000. 00		\$200, 000. 00
Departmental service: Salaries— Professional service— Grade 6, \$6,000 to \$7,500; average, \$7,000— Chief attorneys..... Grade 5, \$5,200 to \$6,000; average, \$5,600— Senior attorneys..... Grade 4, \$3,800 to \$5,000; average, \$4,400— Attorneys..... Grade 3, \$3,000 to \$3,600; average, \$3,300— Associate attorney..... Grade 2, \$2,400 to \$3,000; average, \$2,700— Assistant attorneys..... Grade 1, \$1,860 to \$2,400; average, \$2,130— Junior attorney..... Clerical, administrative, and fiscal service— Grade 7, \$2,400 to \$3,000; average, \$2,700— Junior administrative assistant..... Grade 6, \$2,100 to \$2,700; average, \$2,400— Principal clerk..... Grade 5, \$1,860 to \$2,400; average, \$2,130— Senior clerk-stenographer..... Grade 4, \$1,680 to \$2,040; average, \$1,860— Principal stenographer..... Clerk-stenographers..... Grade 3, \$1,500 to \$1,860; average, \$1,680— Senior stenographers..... Assistant clerk-stenographer..... Custodial service— Grade 3, \$1,020 to \$1,260; average, \$1,140— Messenger..... Total average number of employees..... Total salaries, departmental service.....	Estimated expenditures, 1928 appropriation Average— No.    Salary ★    \$7,000 3    5,467 1    4,800 1    3,600 1    2,400 1    1,860 1    2,600 1    2,700 1    1,920 1    1,680 1    1,740 3    1,560 1    1,740 17★ 50,881.00	Estimated expenditures, 1927 appropriation Average— No.    Salary ★    \$7,000 3    5,467 1    4,800 1    3,600 1    2,400 1    1,860 1    2,600 1    2,700 1    1,920 1    1,680 1    1,740 3    1,560 1    1,740 17★ 50,881.00	Expended and obligated, 1926 Average— No.    Salary 1★    \$6,969 ★    5,199 2★    4,062 ★    3,267 1★    2,800 ★    1,860 1    2,546 ★    2,700 ★    1,680 1★    1,779 1★    1,500 1    1,640 1    1,260 15★ 45,274.92
Field service: Salaries and wages— Salary range, \$6,000 to \$7,500; average, \$6,750— Chief attorneys..... Salary range, \$5,200 to \$6,000; average, \$5,600— Senior attorneys..... Salary range, \$3,800 to \$5,000; average, \$4,400— Attorneys..... Salary range, \$3,300 to \$3,900; average, \$3,600— Special agent..... Salary range, \$3,000 to \$3,600; average, \$3,400— Associate attorneys..... Special agents..... Salary range, \$2,700 to \$3,300; average, \$3,000— Attorney..... Salary range, \$2,400 to \$3,000; average, \$2,700— Assistant attorneys..... Salary range, \$2,100 to \$2,700; average, \$2,400— Attorneys..... Salary range, \$1,860 to \$2,400; average, \$2,100— Junior attorneys..... Clerks..... Salary range, \$1,680 to \$2,040; average, \$1,860— Clerk..... Principal stenographer..... Salary range, \$1,500 to \$1,860; average, \$1,680— Assistant clerks..... Salary range, \$1,320 to \$1,680; average, \$1,500— Junior clerks..... Junior stenographer.....	6    6,375 1    5,200 2    4,300 2    3,600 3    3,600 4    2,750 1    1,680 1    1,620 3    1,420 1    1,320	6★    6,390 1    5,200 2    4,300 2    3,600 3    3,600 4    2,750 1    1,680 1    1,620 3    1,420 1    1,320	3    7,140 5★    5,750 2★    4,378 ★    3,600 1★    3,411 2★    3,127 ★    3,000 3★    2,303 1★    1,988 1★    1,975 ★    1,491 3★    1,577 3★    1,435

*Estimates of appropriations required for the service of the fiscal year ending June 30, 1928—Continued*

General object (title of appropriation), date of acts, references to Statutes at Large, or to Revised Statutes, and estimated amount required for each detailed object				Total amount to be appropriated under each head of appropriation	Amount appropriated for the fiscal year ending June 30, 1927
<b>Enforcement of Antitrust Laws—Continued.</b>					
	Estimated expenditures, 1928 appropriation	Estimated expenditures, 1927 appropriation	Expended and obligated, 1926		
Field service—Continued.					
Salaries and wages—Continued.					
Salary range, \$600 to \$780; average, \$690--	<i>Average—</i>	<i>Average—</i>	<i>Average—</i>		
Junior messenger.....	<i>No. 1 Salary \$720</i>	<i>No. 1 Salary \$720</i>	<i>No. 1 Salary \$720</i>		
Total average number of employees.....	23	23 1/4	29 1/4		
Total salaries and wages, field service.....	83,450.00	84,075.00	103,802.32		
The difference between 1928 and 1927 is due to decrease in force, \$625.					
Specially retained lawyers, whose compensation was or is to be determined by the Attorney General.....	14,000.00	15,000.00	18,200.00		
Fees of special masters in chancery.....	14,000.00	14,374.00	20,000.00		
Total personal services, field.....	111,450.00	113,449.00	142,002.32		
01 Total personal services.....	162,331.00	164,330.00	187,277.24		
Communication service:					
0600 Telegraph service.....	300.00	300.00	57.56		
0510 Telephone service.....	500.00	500.00	186.24		
0520 Other.....			.10		
05 Total communication service.....	800.00	800.00	243.90		
06 Travel expenses.....	25,000.00	24,000.00	23,738.13		
07 Transportation of things.....	20.00	20.00	19.32		
Printing, binding, etc.:					
0800 Printing and binding.....			300.00		
0820 Stenographic work (job).....	7,900.00	4,445.12	2,067.47		
0830 Photographic work (job).....	100.00	100.00	18.05		
08 Total printing, binding, etc.....	8,000.00	4,545.12	2,405.52		
Rents:					
1100 Buildings.....	1,349.00	1,350.00	2,215.00		
1110 Other.....			39.83		
11 Total rents.....	1,349.00	1,350.00	2,254.83		
12 Repairs and alterations.....	50.00	50.00	4.00		
13 Special and miscellaneous current expenses.....	100.00	100.00	115.55		
Equipment:					
3010 Furniture, furnishings, and fixtures.....	50.00	50.00			
3020 Educational, scientific, and recreational.....	300.00	300.00	17.40		
30 Total equipment.....	350.00	350.00	17.40		
Reserve.....		4,454.88			
Total.....	198,000.00	200,000.00	216,075.89		
<b>Enforcement of Acts to Regulate Commerce—</b>					
For salary and expenses of Assistant to the Solicitor General in representing the Government in all matters arising under the act entitled "An act to regulate commerce," approved February 4, 1887, as amended, including traveling expenses, to be expended under the direction of the Attorney General, including not to exceed \$9,540 for salaries of employees in the District of Columbia ( <i>act Apr. 29, 1926, vol. 44, p. 343</i> ).....				\$10,500.00	\$10,500.00
	Estimated expenditures, 1928 appropriation	Estimated expenditures, 1927 appropriation	Expended and obligated, 1926		
Departmental service:					
Salaries:					
Professional service—					
Assistant to the Solicitor General—	<i>Average—</i>	<i>Average—</i>	<i>Average—</i>		
Grade 6, \$6,000 to \$7,500; average, \$6,750—	<i>No. 1 Salary \$7,500</i>	<i>No. 1 Salary \$7,500</i>	<i>No. 1 Salary \$7,500</i>		
Chief attorney.....	1	1	1		
Clerical, administrative, and fiscal service—					
Grade 4, \$1,680 to \$2,040; average, \$1,860—	1	1	1		
Clerk-stenographer.....	2,040	2,040	2,040		
Total average number of employees.....	2	2	2		
01 Total salaries, departmental service.....	9,540.00	9,540.00	9,540.00		
06 Travel expenses.....	960.00	960.00	963.21		
Total.....	10,500.00	10,500.00	10,503.21		

*Estimates of appropriations required for the service of the fiscal year ending June 30, 1928—Continued*

General object (title of appropriation), date of acts, references to Statutes at Large, or to Revised Statutes, and estimated amount required for each detailed object				Total amount to be appropriated under each head of appropriation	Amount appropriated for the fiscal year ending June 30, 1927
<b>Salaries and Expenses, Pueblo Lands Board—</b> For expenses of the Pueblo Lands Board, including compensation for member appointed by the President of the United States, and for clerical assistants, interpreters, surveyors, translators, and stenographers, rental of quarters, travel expenses, fees of witnesses, telephone and telegraph service, including the maintenance and operation of a passenger-carrying motor vehicle ( <i>act Apr. 29, 1926, vol. 44, p. 344</i> )				\$33, 000. 00	\$39, 000. 00
	Estimated expenditures, 1928 appropriation	Estimated expenditures, 1927 appropriation	Expended and obligated, 1926		
Field service:					
Salaries and wages—	<i>Average—</i>	<i>Average—</i>	<i>Average—</i>		
Salary range, \$6,000 to \$7,500; average, \$6,750—	<i>No. Salary</i>	<i>No. Salary</i>	<i>No. Salary</i>		
Representative of President.....	1 \$6, 000	1 \$6, 000	1 \$6, 000		
Salary range, \$3,300 to \$3,900; average, \$3,600—					
Clerk to board.....	1 3, 500	1 3, 500	1 3, 500		
Salary range, \$2,100 to \$2,700; average, \$2,400—					
Surveyor.....	1 2, 500	1 2, 500	1 2, 500		
Translator.....	1 2, 500				
Salary range, \$1,860 to \$2,040; average, \$1,860—					
Assistant clerk.....	1 2, 000	1 2, 000			
Translator.....		1 2, 000			
Head stenographer.....	1 1, 800	1 1, 800	1 1, 800		
Stenographer and court reporter.....	1 2, 000	1 2, 000	1 2, 000		
Total average number of employees.....	7	7	4½		
Total salaries and wages, field service.....	20, 300. 00	19, 800. 00	15, 277. 78		
The difference between 1928 and 1927 is due to increase in salary, \$500.					
Per diem of interpreters.....	1, 000. 00	1, 000. 00	1, 555. 00		
Per diem of translators.....	1, 500. 00				
Per diem of chairman.....			36. 00		
Per diem of appraisers.....			80. 00		
Per diem of stenographer.....			95. 00		
Fees of witnesses.....	5, 000. 00	12, 900. 00	570. 60		
01 Total personal services.....	27, 800. 00	33, 700. 00	17, 614. 38		
02 Stationery and office supplies.....			6. 80		
Communication service:					
0500 Telegraph service.....	250. 00	250. 00	15. 40		
0510 Telephone service.....	250. 00	250. 00	83. 55		
0520 Other communication service.....			31. 00		
05 Total communication service.....	500. 00	500. 00	131. 95		
06 Travel expenses.....	2, 720. 00	3, 000. 00	1, 854. 74		
07 Transportation of things.....			30. 84		
08 Printing and binding.....			9. 60		
09 Advertising and publication of notices.....			125. 35		
Rents:					
1100 Buildings.....	1, 980. 00	1, 800. 00	1, 860. 00		
1110 Other rents.....			10. 00		
11 Total rents.....	1, 980. 00	1, 800. 00	1, 870. 00		
13 Special and miscellaneous current expenses.....			1, 091. 53		
Equipment:					
3010 Furniture, furnishings, and fixtures.....			402. 00		
3050 Other (photostat machine).....			1, 592. 50		
30 Total equipment.....			1, 994. 50		
Total.....	33, 000. 00	39, 000. 00	24, 729. 69		
Total miscellaneous under Department of Justice.....				2, 843, 700. 00	2, 731, 480. 00

*Estimates of appropriations required for the service of the fiscal year ending June 30, 1928—Continued*

General object (title of appropriation), date of acts, references to Statutes at Large, or to Revised Statutes, and estimated amount required for each detailed object				Total amount to be appropriated under each head of appropriation	Amount appropriated for the fiscal year ending June 30, 1927
<b>JUDICIAL</b>					
<i>Salaries, Supreme Court—</i>					
Salaries: Chief Justice, \$15,000; eight Associate Justices, at \$14,500 each; and all other officers and employees, whose compensation shall be fixed by the court, except as otherwise provided by law, and who may be employed and assigned by the Chief Justice to any office or work of the court, including an additional assistant to the reporter of the court, if the court deems one necessary, to enable the reporter to expedite the publication of its reports, <b>[\$106,046]</b> \$109,546; in all ( <i>acts Apr. 29, 1926, vol. 44, p. 344; May 29, 1926, vol. 44, pp. 677, 678</i> )				\$240, 546. 00	\$ <sup>1</sup> 240, 546. 00
	Estimated expenditures, 1928 appropriation	Estimated expenditures, 1927 appropriation	Expended and obligated, 1926		
Field service:					
Salaries and wages—	<i>Average—</i>	<i>Average—</i>	<i>Average—</i>		
Salary range, \$7,500 and over—	No. Salary	No. Salary	No. Salary		
Chief Justice	1 \$15,000	1 \$15,000	1 \$15,000		
Associate Justices	8 14,500	8 14,500	8 14,500		
Salary range, \$3,800 to \$5,000; average, \$4,400—					
Marshal	1 4,500	1 4,500	1 4,500		
Law clerk	1 4,500	1 4,500	1 4,500		
Stenographer	1 4,400	1 4,400	1 4,400		
Salary range, \$3,300 to \$3,900; average, \$3,600—					
Law clerks	11 3,600	11 3,600	9 3,600		
Salary range, \$3,000 to \$3,600; average, \$3,300—					
Stenographer			1 3,000		
Assistant chief clerk	1 3,570	1 3,570			
Librarian and file clerk	1 3,420	1 3,420			
Salary range, \$2,400 to \$3,000; average, \$2,700—					
Crier and assistant chief clerk	1 2,880	1 2,880			
Stenographer	1 2,500	1 2,500			
Salary range, \$2,100 to \$2,700; average, \$2,400—					
Stenographers	1 2,500	1 2,500	2½ 2,379		
Salary range, \$1,860 to \$2,400; average, \$2,111.42—					
Stenographer	1 2,000	1 2,000			
Salary range, \$1,680 to \$2,040; average, \$1,860—					
Attendant in court room	1 1,730	1 1,730			
Messengers and doorkeepers	18 1,730	18 1,730			
Salary range, \$1,140 to \$1,500; average, \$1,320—					
Pages	2½ 1,320	2½ 1,320			
Salary range, \$1,020 to \$1,260; average, \$1,140—					
Skilled laborers	2 1,140	2 1,140			
Total average number of employees	52½	52½	23		
Total salaries and wages, field service	239,760.00	239,760.00	179,481.67		
Other personal services	786.00	786.00			
01 Total personal services	240, 546. 00	240, 546. 00	179, 481. 67		
<sup>1</sup> Includes \$3,500 transferred from "Salaries and expenses of reporter."					
<i>Printing and Binding, Supreme Court—</i>					
For printing and binding for the Supreme Court of the United States, \$25,000, and the printing and binding for the Supreme Court shall be done by the printer it may employ, unless it shall otherwise order; [and for printing and binding the official reports of the Supreme Court of the United States, and advance pamphlet installments thereof, during the fiscal year 1927,] to be expended as required without allotment by quarters [ , \$25,000; in all ] ( <i>acts Apr. 29, 1926, vol. 44, p. 344; May 29, 1926, vol. 44, pp. 677, 678</i> )				25, 000. 00	\$ <sup>2</sup> 25, 000. 00
	Estimated expenditures, 1928 appropriation	Estimated expenditures, 1927 appropriation	Expended and obligated, 1926		
02 Stationery and office supplies	\$1, 500. 00	\$1, 500. 00	\$1, 580. 00		
08 Printing, binding, etc.	23, 500. 00	23, 500. 00	40, 225. 52		
Total	25, 000. 00	25, 000. 00	41, 805. 52		
<sup>2</sup> Exclusive of \$25,000 transferred to "Printing and binding, Department of Justice and courts."					

*Estimates of appropriations required for the service of the fiscal year ending June 30, 1928—Continued*

General object (title of appropriation), date of acts, references to Statutes at Large, or to Revised Statutes, and estimated amount required for each detailed object				Total amount to be appropriated under each head of appropriation	Amount appropriated for the fiscal year ending June 30, 1927
<b>Miscellaneous Expenses, Supreme Court—</b> For miscellaneous expenses of the Supreme Court of the United States, to be expended as the Chief Justice may direct ( <i>act Apr. 29, 1926, vol. 44, p. 344</i> )				\$18, 874. 00	\$18, 874. 00
	Estimated expenditures, 1928 appropriation	Estimated expenditures, 1927 appropriation	Expended and obligated, 1926		
Supplies and materials:					
0200 Stationery and office supplies	\$1, 700	\$1, 700			
0210 Medical and hospital supplies	20	20			
0220 Scientific and educational supplies	50	50			
0230 Fuel	310	310			
0280 Sundry supplies	500	500			
02 Total supplies and materials	2, 580	2, 580			
04 Subsistence and storage	100	100			
Communication service:					
0500 Telegraph service	30	30			
0510 Telephone service	275	275			
0520 Other communication service	90	90			
05 Total communication service	395	395			
06 Travel expenses	1, 500	1, 500			
07 Transportation of things	325	325			
09 Advertising and publishing of notices	15	15			
11 Rents	20	20			
12 Repairs and alterations	6, 000	6, 000			
13 Special and miscellaneous current expenses	2, 000	2, 000			
30 Furniture, furnishings, and fixtures	5, 939	5, 939			
Total	18, 874	18, 874			
<b>Salary [and Expenses] of Reporter, Supreme Court—</b> For the salary of the reporter, [\$8,000; and for his expenses for professional and clerical assistance and stationery, to be paid upon vouchers signed by him and approved by the Chief Justice, \$3,500; in all, \$11,500] ( <i>acts Apr. 29, 1926, vol. 44, p. 344; May 29, 1926, vol. 44, pp. 677, 678</i> )				8, 000. 00	8, 000. 00
	Estimated expenditures, 1928 appropriation	Estimated expenditures, 1927 appropriation	Expended and obligated, 1926		
Field service:					
Salaries and wages—					
Salary range, \$7,500 and over—					
Reporter					
	Average— No. Salary	Average— No. Salary	Average— No. Salary		
	1 \$8, 000	1 \$8, 000	1 \$8, 000		
Miscellaneous personal service				3, 386	
01 Total personal service	8, 000. 00	8, 000. 00		11, 384. 57	
02 Stationery and office supplies				3. 21	
Total	8, 000. 00	8, 000. 00		11, 387. 78	
1 Exclusive of \$3,500 transferred to "Salaries, Supreme Court."					
<b>Salaries of Circuit, District, and Retired Judges—</b> For salaries of thirty-four circuit judges, at \$8,500 each; one hundred and [twenty-seven] twenty-eight district judges (including two in the Territory of Hawaii and one in the Territory of Porto Rico), at \$7,500 each; and judges retired under section 260 of the Judicial Code, as amended by the act of February 25, 1919; in all, [\$1,350,000] \$1,357,500: <i>Provided</i> , That this appropriation shall be available for the salaries of all United States justices and circuit and district judges lawfully entitled thereto, whether active or retired ( <i>act Apr. 29, 1926, vol. 44, p. 344</i> )				1, 357, 500. 00	1, 350, 000. 00
	Estimated expenditures, 1928 appropriation	Estimated expenditures, 1927 appropriation	Expended and obligated, 1926		
Field service:					
Salaries and wages—					
Salary range, \$7,500 and over—					
Circuit judges					
	Average— No. Salary	Average— No. Salary	Average— No. Salary		
	34 \$8, 500	34 \$8, 500	33 1/2 \$8, 485		
Retired judges					
	5 9, 700	5 9, 700	5 9, 700		
Salary range, \$6,000 to \$7,500; average, \$6,750—					
District judges					
	128 7, 500	127 7, 500	126 1/2 7, 500		
Retired judges					
	8 6, 563	8 6, 563	8 1/2 6, 517		
Total average number	175	174	173 1/2		
Total salaries and wages, field service	1, 350, 000	1, 342, 500		1, 335, 544	
Reserve for new retirements and additional judges					
	7, 500	7, 500			
Total	1, 357, 500	1, 350, 000		1, 335, 544	

*Estimates of appropriations required for the service of the fiscal year ending June 30, 1928—Continued*

General object (title of appropriation), date of acts, references to Statutes at Large, or to Revised Statutes, and estimated amount required for each detailed object				Total amount to be appropriated under each head of appropriation	Amount appropriated for the fiscal year ending June 30, 1927
<b>Salaries, National Park Commissioners—</b>					
For the salaries of the Commissioners in the Crater Lake, Glacier, Mount Rainier, Yellowstone, Yosemite, Sequoia, and General Grant National Parks, \$11,160, which shall be in lieu of all fees and compensation heretofore authorized ( <i>acts May 7, 1894, vol. 28, p. 74, sec. 5; Aug. 22, 1914, vol. 38, p. 701, sec. 9; June 30, 1916, vol. 39, p. 246, sec. 9; Aug. 21, 1916, vol. 39, p. 523, sec. 9; July 3, 1918, vol. 40, p. 812, sec. 1; Apr. 29, 1926, vol. 44, p. 344</i> )				\$11, 160. 00	\$11, 160. 00
	Estimated expenditures, 1928 appropriation	Estimated expenditures, 1927 appropriation	Expended and obligated, 1927		
Field service:					
Salaries and wages—	Average—	Average—	Average—		
Salary range, \$1,860 to \$2,400; average, \$2,100—	No. 6 Salary \$1, 860	No. 6 Salary \$1, 860	No. 6 Salary \$1, 860		
Commissioners.....	6	6	6		
Total average number of employees.....	6	6	6		
01 Total salaries and wages, field service.....	11, 160	11, 160	11, 160		
<b>United States Court of Customs Appeals—</b>					
Court of Customs Appeals—Salaries: Presiding judge and four associate judges, at \$8,500 each; and all other officers and employees of the court, <b>[\$27,390] \$28,780; in all [\$69,890] \$71,280</b> ( <i>acts Mar. 3, 1911, vol. 36, pp. 1143, 1144, secs. 188-193; July 16, 1914, vol. 38, p. 509, sec. 6; Feb. 25, 1919, vol. 40, p. 1157, sec. 5; Apr. 29, 1926, vol. 44, p. 345</i> )				\$71, 280. 00	
For rent of necessary quarters in the District of Columbia and elsewhere, <b>[\$10,000] \$12,000; books and periodicals, including their exchange; stationery, supplies, traveling expenses; heat, light, and power service; drugs, chemicals, cleansers, furniture; and for such other miscellaneous expenses as may be approved by the presiding judge, [\$4,000] \$2,800; in all (same acts)</b>				14, 800. 00	
	Estimated expenditures, 1928 appropriation	Estimated expenditures, 1927 appropriation	Expended and obligated, 1927	86, 080. 00	83, 890. 00
Field service:					
Salaries and wages—	Average—	Average—	Average—		
Salary range, \$7,500 and over—	No. 5 Salary \$8, 500	No. 5 Salary \$8, 500	No. 5 Salary \$8, 500		
Judges.....	1	1	1		
Salary range, \$3,800 to \$5,000; average, \$4,400—	No. 1 Salary 4, 750	No. 1 Salary 4, 400	No. 1 Salary 4, 445		
Clerk.....	1	1	1		
Marshal.....	1	1	1		
Salary range, \$3,000 to \$3,600; average, \$3,300—	No. 1 Salary 3, 800	No. 1 Salary 3, 760	No. 1 Salary 3, 810		
Reporter.....	1	1	1		
Salary range, \$2,400 to \$3,000; average, \$2,700—	No. 1 Salary 3, 000	No. 1 Salary 2, 600	No. 1 Salary 2, 600		
Assistant clerk.....	5	5	5		
Salary range, \$1,860 to \$2,400; average, \$2,111.42—	No. 5 Salary 2, 000	No. 5 Salary 1, 980	No. 5 Salary 1, 980		
Stenographer-clerks.....	1	1	1		
Salary range, \$1,020 to \$1,260; average, \$1,140—	No. 1 Salary 1, 200	No. 1 Salary 1, 160	No. 1 Salary 1, 160		
Messenger.....	1	1	1		
Salary range, \$900 to \$1,140; average, \$1,020—	No. 1 Salary 1, 108	No. 1 Salary 1, 040	No. 1 Salary 1, 040		
Messenger.....	3	3	3		
Salary range, \$240 to \$420; average, \$330—	No. 3 Salary 377	No. 3 Salary 377	No. 3 Salary 375		
Charwomen.....	19	19	19		
Total average number of employees.....	19	19	19		
01 Total salaries and wages, field service.....	71, 280	69, 890	69, 906		
Supplies and materials:					
0200 Stationery and office supplies.....	150. 00	150. 00	236. 51		
0220 Scientific and educational supplies.....	125. 00	125. 00	32. 60		
0280 Sundry supplies.....	175. 00	175. 00	102. 18		
02 Total supplies and materials.....	450. 00	450. 00	371. 29		
Communication service:					
0500 Telegraph service.....	5. 00	5. 00	1. 90		
0510 Telephone service.....	695. 00	695. 00	661. 26		
05 Total communication service.....	700. 00	700. 00	663. 16		
06 Travel expenses.....	70. 00	70. 00	50. 00		
07 Transportation of things.....	10. 00	10. 00	11. 82		
08 Rent of building.....	12, 000. 00	10, 000. 00	10, 000. 00		
12 Repairs and alterations.....	270. 00	270. 00	264. 62		
13 Special and miscellaneous current expenses.....	300. 00	200. 00	347. 28		
Equipment:					
3010 Furniture, furnishings, and fixtures.....	400. 00	300. 00	536. 90		
3020 Educational and scientific equipment.....	600. 00	2, 000. 00	849. 45		
30 Total equipment.....	1, 000. 00	2, 300. 00	1, 386. 35		
Total.....	86, 080. 00	83, 890. 00	83, 090. 52		



*Estimates of appropriations required for the service of the fiscal year ending June 30, 1928—Continued*

General object (title of appropriation), data of acts, references to Statutes at Large, or to Revised Statutes, and estimated amount required for each detailed object				Total amount to be appropriated under each head of appropriation	Amount appropriated for the fiscal year ending June 30, 1927
<b>Salaries, Court of Claims—</b> Salaries: Chief Justice, \$8,000; four judges, at \$7,500 each; and all other officers and employees of the court, <b>[\$58,212] \$60,462; in all (acts Mar. 3, 1911, vol. 36, p. 1135: Apr. 29, 1926, vol. 44, p. 345)</b>				\$98, 462. 00	\$96, 212. 00
	Estimated expenditures, 1928 appropriation	Estimated expenditures, 1927 appropriation	Expended and obligated, 1926		
Field service:					
Salaries and wages—	Average—	Average—	Average—		
Salary range, \$7,500 and over—	No. Salary	No. Salary	No. Salary		
Chief Justice.....	1 \$8,000	1 \$8,000	1 \$8,000		
Judges.....	4 7,500	4 7,500	4 7,396		
Salary range, \$5,200 to \$6,000; average, \$5,600—					
Chief clerk.....	1 5,500	1 5,250	1 5,250		
Auditor.....	1 5,250	1 5,250	1 5,250		
Salary range, \$3,800 to \$5,000; average, \$4,400—					
Chief clerk.....	1 4,750	1 4,750	1 5,000		
Auditor and reporter.....	1 3,500	1 3,500	1 4,000		
Salary range \$3,300 to \$3,900; average, \$3,600—					
Assistant clerk.....	1 2,750	1 2,750	1 3,500		
Salary range \$2,400 to \$3,000; average, \$2,700—					
Secretary to the court.....	1 2,750	1 2,750	1 2,750		
Auditor.....					
Salary range, \$2,100 to \$2,700; average, \$2,400—					
Clerical assistant and custodian of building.....	1 2,200	1 2,200	1 2,200		
Salary range, \$1,860 to \$2,400; average, \$2,100—					
Clerical assistants.....	2 2,000	2 2,000	1 2,000		
Stenographic secretaries to the judges.....	5 2,400	5 2,000	6 2,000		
Bailiff.....	1 2,000	1 2,000	1 2,000		
Salary range, \$1,660 to \$2,040; average, \$1,860—					
Clerical assistants.....	2 1,860	2 1,860	2 1,860		
Salary range, \$1,140 to \$1,500; average, \$1,320—					
Firemen.....	3 1,260	3 1,260	3 1,252		
Watchmen.....	3 1,200	3 1,200	3 1,200		
Salary range, \$1,020 to \$1,260; average, \$1,140—					
Chief messenger.....	1 1,260	1 1,260	1 1,260		
Assistant messenger.....	2 1,080	2 1,080	1 1,100		
Elevator operator.....	1 1,080	1 1,080	1 1,080		
Laborer.....	2 1,080	2 1,080	2 1,080		
Salary range, \$240 to \$420; average, \$330—					
Charwomen.....	2 376	2 376	2 37		
Total average number of employees.....	35	35	34 1/4		
01 Total salaries and wages, field service.....	98, 462. 00	96, 212. 00	94, 720. 00		
Includes auditors in 1926, which was a separate appropriation.					
<b>Printing and Binding, Court of Claims—</b> For printing and binding for the Court of Claims (act Apr. 29, 1926, vol. 44, p. 345)				40, 000. 00	40, 000. 00
	Estimated expenditures, 1928 appropriation	Estimated expenditures, 1927 appropriation	Expended and obligated, 1926		
0200 Stationery.....	\$650. 00	\$650. 00	\$631. 53		
0600 Printing and binding.....	39, 350. 00	39, 350. 00	34, 097. 40		
Total printing, binding, etc.....	40, 000. 00	40, 000. 00	34, 728. 93		
<b>Contingent Expenses, Court of Claims—</b> For stationery, court library, repairs, including repairs to bicycles, fuel, electric light, electric elevator, and other miscellaneous expenses (act Apr. 29, 1926, vol. 44, p. 345)				6, 600. 00	6, 600. 00
	Estimated expenditures, 1928 appropriation	Estimated expenditures, 1927 appropriation	Expended and obligated, 1926		
Supplies and materials:					
0200 Stationery and office supplies.....	\$1, 128. 00	\$1, 128. 00	\$1, 125. 64		
0230 Fuel.....	1, 170. 00	1, 170. 00	1, 177. 63		
0280 Sundry supplies.....	390. 00	390. 00	387. 78		
02 Total supplies and materials.....	2, 688. 00	2, 688. 00	2, 691. 05		
05 Communication service.....	790. 00	790. 00	786. 19		
06 Travel expenses.....	42. 00	42. 00	42. 00		
10 Furnishing heat, light, power, electricity.....	850. 00	850. 00	853. 70		
12 Repairs and alterations.....	1, 470. 00	1, 470. 00	1, 474. 35		
13 Special and miscellaneous current expenses.....	190. 00	190. 00	189. 40		
Equipment:					
3000 Office machines.....	150. 00	150. 00	147. 50		
3010 Furniture, furnishings, and fixtures.....	350. 00	350. 00	351. 81		
3020 Educational, scientific, etc., equipment.....	60. 00	60. 00	54. 00		
3050 Other equipment.....	10. 00	10. 00	10. 00		
30 Total equipment.....	570. 00	570. 00	563. 31		
Total.....	6, 600. 00	6, 600. 00	6, 600. 00		

## Estimates of appropriations required for the service of the fiscal year ending June 30, 1928—Continued

General object (title of appropriation), date of acts, references to Statutes at Large, or to Revised Statutes, and estimated amount required for each detailed object				Total amount to be appropriated under each head of appropriation	Amount appropriated for the fiscal year ending June 30, 1927
<b>Salaries and Expenses of Commissioners, Court of Claims—</b> For salaries of seven commissioners, at \$5,000 each; for travel expenses, compensation of stenographers authorized by the court, and for stenographic and other fees and charges necessary in the taking of testimony and in the performance of the duties prescribed in the act entitled "An act to authorize the appointment of commissioners by the Court of Claims and to prescribe their powers and compensation," approved February 24, 1925 [§34,000; in all] (acts Feb. 24, 1925, vol. 43, p. 964; Apr. 29, 1926, vol. 44, p. 345) -----				\$43,387.50	\$69,000.00
	Estimated expenditures, 1928 appropriation	Estimated expenditures, 1927 appropriation	Expended and obligated, 1926		
Field service:	Average—	Average—	Average—		
Salaries and wages—	No. Salary	No. Salary	No. Salary		
Salary range, \$3,800 to \$5,000; average, \$4,400—	4½ \$5,000	7 \$5,000	6½ \$5,073		
Commissioners.....					
Salary range, \$1,860 to \$2,400; average, \$2,100—	3½ 1,920	5 1,920	3½ 1,857		
Stenographers.....					
Total average number of employees.....	8	12	10½		
01 Total salaries and wages, field service.....	29,733.00	44,600.00	40,976.33		
06 Travel expenses.....	13,654.50	24,400.00	2,991.41		
Total.....	43,387.50	69,000.00	43,967.74		
TERRITORIAL COURTS					
<b>Salaries, Judges, Marshals, etc., Territory of Alaska—</b> Alaska: Four judges, at \$7,500 each (acts June 6, 1900, vol. 31, p. 321, secs. 1-10; Mar. 3, 1909, vol. 35, p. 838, secs. 1-23; July 16, 1914, vol. 38, p. 509, sec. 6; May 29, 1920, vol. 41, p. 674, sec. 1; Apr. 29, 1926, vol. 44, p. 345) ----- Four attorneys, at \$5,000 each (same acts) ----- Four marshals, at \$4,000 each (same acts) ----- Four clerks, at \$3,800 each (same acts) -----				\$30,000.00 20,000.00 16,000.00 15,200.00	
	Estimated expenditures, 1928 appropriation	Estimated expenditures, 1927 appropriation	Expended and obligated, 1926	81,200.00	81,200.00
Field service:	Average—	Average—	Average—		
Salaries and wages—	No. Salary	No. Salary	No. Salary		
Salary range, \$7,500 and over—	4 \$7,500	4 \$7,500	4 \$7,500		
Judges.....					
Salary range, \$3,800 to \$5,000; average, \$4,400—	4 5,000	4 5,000	4 5,000		
Attorneys.....					
Marshals.....	4 4,000	4 4,000	4 4,000		
Salary range, \$3,300 to \$3,900; average, \$3,600—	4 3,800	4 3,800	4 3,800		
Clerks.....					
Total average number of employees.....	16	16	16		
01 Total salaries and wages, field service.....	81,200	81,200	81,179		
<b>Salaries, Justices and Judges, Territory of Hawaii—</b> Hawaii: Chief justice (acts Apr. 20, 1920, vol. 31, pp. 157-159, secs. 82, 92; May 27, 1910, vol. 36, p. 448, sec. 8; July 16, 1914, vol. 38, p. 509, sec. 6; Apr. 29, 1926, vol. 44, p. 345) ----- Two associate justices, at \$7,000 each (same acts) ----- For judges of circuit courts, at \$6,000 each (same acts) -----				7,500.00 14,000.00 48,000.00	
	Estimated expenditures, 1928 appropriation	Estimated expenditures, 1927 appropriation	Expended and obligated, 1926	69,500.00	69,500.00
Field service:	Average—	Average—	Average—		
Salaries and wages—	No. Salary	No. Salary	No. Salary		
Salary range, \$6,000 to \$7,500; average, \$6,750—	1 \$7,500	1 \$7,500	1½ \$7,500		
Chief Justice.....					
Associate justices.....	2 7,000	2 7,000	2 7,000		
Judges.....	8 6,000	8 6,000	7½ 6,015		
Total average number of employees.....	11	11	10½		
01 Total salaries and wages, field service.....	69,500	69,500	67,164		
Total, Judicial, salaries, etc.....				2,086,309.50	2,099,982.00

*Estimates of appropriations required for the service of the fiscal year ending June 30, 1928—Continued*

General object (title of appropriation), date of acts, references to Statutes at Large, or to Revised Statutes, and estimated amount required for each detailed object				Total amount to be appropriated under each head of appropriation	Amount appropriated for the fiscal year ending June 30, 1927
UNITED STATES COURTS					
<b>Salaries, Fees, and Expenses of Marshals, United States Courts—</b> For salaries, fees, and expenses of United States marshals and their deputies, including services rendered in behalf of the United States or otherwise, services in Alaska in collecting evidence for the United States when so specially directed by the Attorney General, <i>traveling expenses</i> , and maintenance, alteration, repair, and operation of motor-driven passenger-carrying vehicles used in connection with the transaction of the official business of the United States marshals for the District of Columbia and the southern district of New York, <b>[\$3,400,000] \$3,650,000</b> , [including not to exceed \$3,500 for the purchase of a motor-driven passenger-carrying van for the official use of the office of the United States marshal for the southern district of New York in the transportation of prisoners]: <i>Provided</i> , That there shall be paid hereunder any necessary cost of keeping vessels or other property attached or libeled in admiralty in such amount as the court, on petition setting forth the facts under oath, may allow <b>[: Provided further</b> , That marshals and office deputy marshals (except in the District of Alaska) may be granted a per diem of not to exceed \$4 in lieu of subsistence, instead of, but under the conditions prescribed for, the present allowance for actual expenses of subsistence] (acts May 28, 1896, vol. 29, p. 179, secs. 6, 15; Apr. 29, 1926, vol. 44, p. 345; June 3, 1926, vol. 44, pp. 688-690) -----				\$3, 650, 000. 00	\$3, 400, 000. 00
	Estimated expenditures, 1928 appropriation	Estimated expenditures, 1927 appropriation	Expended and obligated, 1926		
Field service:					
Salaries and wages—	<i>Average—</i>	<i>Average—</i>	<i>Average—</i>		
Salary range, \$6,000 to \$7,500; average, \$6,750—	No. 4 Salary \$6,438	No. 4 Salary \$6,438	No. 4 Salary \$6,438		
Marshals					
Salary range, \$5,200 to \$6,000; average, \$5,600—	12 5,562	12 5,562	12 5,562		
Marshals					
Salary range, \$3,800 to \$5,000; average, \$4,400—	52 4,310	52 4,310	51 4,302		
Marshals					
Salary range, \$3,300 to \$3,900; average, \$3,600—	3 3,750	3 3,750	3 3,750		
Marshals					
Salary range, \$3,000 to \$3,600; average, \$3,300—	14 3,214	14 3,214	14 3,211		
Marshals					
Deputy marshals	2 3,050	2 3,050	2 3,008		
Salary range, \$2,700 to \$3,300; average, \$3,000—	4 2,975	4 2,975	4 2,874		
Deputies					
Salary range, \$2,400 to \$3,000; average, \$2,700—	15 2,680	15 2,680	16½ 2,609		
Deputy marshals					
Salary range, \$2,100 to \$2,700; average, \$2,400—	66 2,420	66 2,420	73 2,169		
Deputy marshals					
Salary range, \$1,800 to \$2,400; average, \$2,111.42—	50 2,158	50 2,158	53½ 2,141		
Deputy marshals					
Salary range, \$1,600 to \$2,040; average, \$1,860—	75 1,861	75 1,861	76½ 1,825		
Deputy marshals					
Salary range, \$1,500 to \$1,860; average, \$1,680—	210 1,674	210 1,629	203½ 1,582		
Deputy marshals					
Salary range, \$1,320 to \$1,680; average, \$1,500—	445 1,616	445 1,470	438½ 1,473		
Deputy marshals					
Salary range, \$1,140 to \$1,500; average, \$1,320—	25 1,374	25 1,254	22½ 1,347		
Deputies					
Salary range, \$1,020 to \$1,260; average, \$1,140—	8 1,170	8 1,070	8 1,047		
Deputies					
Salary range, \$900 to \$1,140; average, \$1,020—	2 1,140	2 1,040	3½ 886		
Deputies					
Salary range, \$780 to \$1,020; average, \$900—	2 820	2 820	2 806		
Deputies					
Salary range, \$600 to \$780; average, \$690—	2 730	2 730	1 740		
Deputies					
Salary range, \$0 to \$240; average, \$120—	4 169	4 169	3 138		
Deputies					
Total average number of employees	995	995	990½		
Total salaries and wages, field service	1,958,683.00	1,880,247.00	1,854,119.00		
The difference between 1928 and 1927 is due to increase in salaries, \$78,436.					
Guarding and destroying seized property	150,000.00	91,200.00	232,394.24		
Fees and miscellaneous sporadic temporary services	19,312.00	19,000.00	18,585.30		
01 Total personal services	2,127,995.00	1,990,447.00	2,105,098.54		
Supplies and materials:					
0200 Stationery and office	1,050.00	1,050.00	1,036.54		
0210 Medical and hospital	5.00	5.00	7.70		
0220 Scientific and educational	50.00	50.00	56.00		
0230 Fuel	6,700.00	6,700.00	6,702.04		
0270 Ammunition	50.00	50.00	1.94		
0280 Sundry	5,000.00	5,000.00	4,917.21		
02 Total supplies and materials	12,855.00	12,855.00	12,781.43		
03 Subsistence	200.00	200.00	185.68		
04 Storage of seized vehicles	10,000.00	10,000.00	9,785.35		

*Estimates of appropriations required for the service of the fiscal year ending June 30, 1928—Continued*

General object (title of appropriation), date of acts, references to Statutes at Large, or to Revised Statutes, and estimated amount required for each detailed object

Total amount to be appropriated under each head of appropriation

Amount appropriated for the fiscal year ending June 30, 1927

*Salaries, Fees, and Expenses of Marshals, United States Courts—Continued.*

	Estimated expenditures, 1928 appropriation	Estimated expenditures, 1927 appropriation	Expended and obligated, 1926
Communication service:			
0500 Telegraph service.....	\$3,000.00	\$3,000.00	\$3,220.38
0510 Telephone service.....	34,700.00	34,700.00	34,702.02
0520 Other communication service.....	8,000.00	8,000.00	8,423.29
05 Total communication service.....	45,700.00	45,700.00	46,345.69
06 Travel expenses.....	1,350,000.00	1,200,000.00	1,186,954.14
Transportation of things:			
07 Seized property.....	5,000.00	5,000.00	5,178.75
07 Other items.....	3,000.00	3,000.00	3,269.97
07 Total transportation of things (service).....	8,000.00	8,000.00	8,448.72
08 0820 Stenographic work (job).....	50.00	50.00	51.85
Advertising:			
09 Seized property.....	20,000.00	20,000.00	20,072.41
09 Other items.....	2,100.00	2,100.00	2,087.50
09 Total advertising.....	22,100.00	22,100.00	22,159.91
10 Heat, light, power, etc.....	2,100.00	2,100.00	2,033.44
Rents:			
1100 Buildings.....	950.00	950.00	928.43
1110 Other.....	4,500.00	4,500.00	4,563.15
11 Total rents.....	5,450.00	5,450.00	5,491.58
12 Repairs and alterations.....	2,900.00	2,900.00	2,959.69
Special and miscellaneous current expenses:			
13 Storage of seized property other than vehicles.....	60,000.00	60,000.00	59,579.06
13 Insurance on seized property.....			23.11
13 Other items.....	1,200.00	1,200.00	1,164.70
13 Total special and miscellaneous current expenses.....	61,200.00	61,200.00	60,766.87
Equipment:			
3010 Furniture, furnishings, and fixtures.....	450.00	450.00	487.67
3050 Other equipment.....	1,000.00	1,000.00	978.56
30 Total equipment.....	1,450.00	1,450.00	1,466.23
Reserve.....		37,548.00	
Total.....	3,650,000.00	3,400,000.00	3,464,529.12

*Salaries and Expenses of District Attorneys, United States Courts—*

For salaries of United States district attorneys and expenses, including traveling expenses, of United States district attorneys and their regular assistants, including the office expenses of United States district attorneys in Alaska, and for salaries of regularly appointed clerks to United States district attorneys for services rendered during vacancy in the office of the United States district attorney, [**\$1,334,000: Provided, That United States district attorneys and their regular assistants may be granted a per diem of not to exceed \$4 in lieu of subsistence, instead of, but under the conditions prescribed for, the present allowance for actual expenses of subsistence**] (acts Apr. 29, 1926, vol. 44, p. 346; June 8, 1926, vol. 44, pp. 688-690)

\$1,400,000.00

\$1,334,000.00

	Estimated expenditures, 1928 appropriation	Estimated expenditures, 1927 appropriation	Expended and obligated, 1926
Field service:			
Salaries and wages—			
Salary range, \$7,500 and over—			
Attorneys.....	Average— No. 3 Salary \$9,667	Average— No. 3 Salary \$9,667	Average— No. 3 Salary \$9,667
Salary range, \$6,000 to \$7,500; average, \$6,750—			
Attorneys.....	11 6,955	11 6,955	11 6,955
Salary range, \$5,200 to \$6,000; average, \$5,600—			
Attorneys.....	19 5,789	19 5,789	19 5,789
Salary range, \$3,800 to \$5,000; average, \$4,400—			
Attorneys.....	51 4,608	51 4,608	51 4,608
Salary range, \$3,000 to \$3,800; average, \$3,300—			
Clerks.....	1 3,300	1 3,300	2 3,269
Salary range, \$2,700 to \$3,300; average, \$3,000—			
Clerks.....	2 3,300	2 3,300	1 3,238
Salary range, \$2,400 to \$3,000; average, \$2,700—			
Clerks.....	2 2,750	2 2,750	2 2,659
Salary range, \$2,100 to \$2,700; average, \$2,400—			
Clerks.....	6 2,483	6 2,483	7 2,546

*Estimates of appropriations required for the service of the fiscal year ending June 30, 1928—Continued*

General object (title of appropriation), date of acts, references to Statutes at Large, or to Revised Statutes, and estimated amount required for each detailed object

Total amount to be appropriated under each head of appropriation

Amount appropriated for the fiscal year ending June 30, 1927

*Salaries and Expenses of District Attorneys, United States Courts—Continued.*

	Estimated expenditures, 1928 appropriation	Estimated expenditures, 1927 appropriation	Expended and obligated, 1926
Field service—Continued.			
Salaries and wages—Continued.			
Salary range, \$1,860 to \$2,400; average, \$2,100—			
Clerks	Average— No. Salary 23 \$2,183	Average— No. Salary 23 \$2,183	Average— No. Salary 20½ \$2,198
Salary range, \$1,680 to \$2,040; average, \$1,860—			
Clerks	43 1,861	43 1,861	52½ 1,861
Salary range, \$1,500 to \$1,860; average, \$1,680—			
Clerks	86 1,654	82 1,644	86½ 1,663
Salary range, \$1,320 to \$1,680; average, \$1,500—			
Clerks	200 1,500	190 1,504	173½ 1,449
Salary range, \$1,140 to \$1,500; average, \$1,320—			
Clerks	44 1,298	44 1,298	39½ 1,234
Salary range, \$1,020 to \$1,260; average, \$1,040—			
Clerks	11 1,069	11 1,069	9½ 1,063
Salary range, \$900 to \$1,140; average, \$1,000—			
Clerks	4 1,005	4 1,005	6½ 910
Salary range, \$780 to \$1,020; average, \$900—			
Clerks	2 840	2 840	
Salary range, \$600 to \$780; average, \$690—			
Clerks	10 774	10 774	9½ 774
Total average number of employees	518	504	493½
01 Total salaries and wages, field service	1,135,590	1,114,000	1,094,612
The difference between 1928 and 1927 is due to increase in force, \$21,590.			
Supplies and materials:			
0200 Stationery and office	875.00	875.00	878.92
0220 Scientific and educational	185.00	185.00	186.60
0230 Fuel	385.00	385.00	387.56
0280 Sundry	265.00	265.00	263.92
02 Total supplies and materials	1,710.00	1,710.00	1,715.00
Communication service:			
0500 Telegraph	8,765.00	8,765.00	8,764.22
0510 Telephone	49,900.00	49,895.00	49,894.36
0520 Other	825.00	825.00	827.92
05 Total communication service	59,490.00	59,485.00	59,486.50
06 Travel expenses	198,050.00	131,285.00	125,282.50
07 Transportation of things	715.00	715.00	715.31
08 Stenographic job work	550.00	545.00	544.71
09 Advertising and publication of notices	75.00	75.00	72.59
10 Heat, light, power, etc.	1,470.00	1,470.00	1,469.30
11 Rents, other than buildings	255.00	255.00	252.15
12 Repairs and alterations	475.00	475.00	475.51
13 Special and miscellaneous current expenses	570.00	580.00	581.86
Equipment:			
3010 Furniture, furnishings, and fixtures	800.00	800.00	810.66
3050 Other	250.00	250.00	297.10
30 Total equipment	1,050.00	1,050.00	1,107.76
Reserve		22,355.00	
Total	1,400,000.00	1,334,000.00	1,286,315.19

*Pay of Regular Assistant Attorneys, United States Courts—*

For regular assistants to United States district attorneys who are appointed by the Attorney General at a fixed annual compensation (*act Apr. 29, 1926, vol. 44, p. 346*)

\$1,100,000.00

\$1,000,000.00

	Estimated expenditures, 1928 appropriation	Estimated expenditures, 1927 appropriation	Expended and obligated, 1926
Field service:			
Salaries and wages—			
Salary range, \$6,000 to \$7,500; average, \$6,750—			
Assistant attorneys	Average— No. Salary 3 \$6,667	Average— No. Salary 3 \$6,667	Average— No. Salary 3 \$6,667
Salary range, \$5,200 to \$6,000; average, \$5,600—			
Assistant attorneys	2 5,600	2 5,600	2 5,588
Salary range, \$3,800 to \$5,000; average, \$4,400—			
Assistant attorneys	34 4,141	34 4,141	31½ 4,009
Salary range, \$3,000 to \$3,600; average, \$3,300—			
Assistant attorneys	91 3,289	90 3,292	84½ 3,190
Salary range, \$2,400 to \$3,000; average, \$2,700—			
Assistant attorneys	206 2,728	197 2,736	184½ 2,720
Salary range, \$1,860 to \$2,400; average, \$2,100—			
Assistant attorneys	31 2,150	29 2,170	28½ 2,280
Total average number of employees	367	355	333½
01 Total salaries and wages, field service	1,100,000	1,070,197	990,473
Reserve		29,803	
Total	1,100,000	1,100,000	990,473
The difference between 1928 and 1927 is due to—			
Increase in force	\$119,300		
Increase in salaries	1,575		
Total increase	120,875		

<sup>1</sup> Includes \$100,000 transferred from the appropriation "Investigation and prosecution of war frauds, 1926-27."

*Estimates of appropriations required for the service of the fiscal year ending June 30, 1928—Continued*

General object (title of appropriation), date of acts, references to Statutes at Large, or to Revised Statutes, and estimated amount required for each detailed object	Total amount to be appropriated under each head of appropriation	Amount appropriated for the fiscal year ending June 30, 1927																																																																																																																																																																																																																																																																
<p><b>Pay of Special Assistant Attorneys, United States Courts—</b> For compensation and traveling expenses of assistants to the Attorney General and to United States district attorneys employed by the Attorney General to aid in special cases, and for payment of foreign counsel employed by the Attorney General in special cases (such counsel shall not be required to take oath of office [in accordance with] as provided by section 366, Revised Statutes of the United States) <del>[\$400,000]</del> \$410,000: <i>Provided</i>, That the amount paid as compensation out of the funds herein appropriated to any person employed hereunder shall not exceed \$10,000 (<i>acts Apr. 29, 1926, vol. 44, p. 346; June 3, 1926, vol. 44, pp. 688-690</i>) -----</p>	\$410, 000. 00	\$400, 000. 00																																																																																																																																																																																																																																																																
<table><tr><th></th><th>Estimated expenditures, 1928 appropriation</th><th>Estimated expenditures, 1927 appropriation</th><th>Expended and obligated, 1926</th></tr><tr><td><b>Departmental service:</b></td><td></td><td></td><td></td></tr><tr><td><b>Salaries—</b></td><td></td><td></td><td></td></tr><tr><td>Professional service—</td><td></td><td></td><td></td></tr><tr><td>Grade 6, \$6,000 to \$7,500; average, \$6,750—</td><td>Average—</td><td>Average—</td><td>Average—</td></tr><tr><td>Chief attorneys.....</td><td>No. Salary</td><td>No. Salary</td><td>No. Salary</td></tr><tr><td>Grade 5, \$5,200 to \$6,000; average, \$5,600—</td><td></td><td></td><td></td></tr><tr><td>Senior attorneys.....</td><td></td><td></td><td>5½ 5, 273</td></tr><tr><td>Grade 4, \$3,800 to \$5,000; average, \$4,400—</td><td></td><td></td><td></td></tr><tr><td>Attorneys.....</td><td></td><td></td><td>10½ 4, 027</td></tr><tr><td>Grade 3, \$3,000 to \$5,600; average, \$3,300—</td><td></td><td></td><td></td></tr><tr><td>Associate attorneys.....</td><td></td><td></td><td>1½ 3, 207</td></tr><tr><td>Grade 2, \$2,400 to \$3,000; average, \$2,700—</td><td></td><td></td><td></td></tr><tr><td>Assistant attorney.....</td><td></td><td></td><td>1½ 2, 400</td></tr><tr><td>Grade 1, \$1,860 to \$2,400; average, \$2,111.42—</td><td></td><td></td><td></td></tr><tr><td>Junior attorney.....</td><td></td><td></td><td>1½ 1, 860</td></tr><tr><td>Clerical, administrative, and fiscal service—</td><td></td><td></td><td></td></tr><tr><td>Grade 7, \$2,400 to \$3,000; average, \$2,700—</td><td></td><td></td><td></td></tr><tr><td>Junior administrative assistant.....</td><td></td><td></td><td>1½ 2, 400</td></tr><tr><td>Grade 6, \$2,100 to \$2,700; average, \$2,400—</td><td></td><td></td><td></td></tr><tr><td>Principal clerks.....</td><td></td><td></td><td>2 2, 107</td></tr><tr><td>Grade 5, \$1,860 to \$2,400; average, \$2,111.42—</td><td></td><td></td><td></td></tr><tr><td>Senior clerks.....</td><td></td><td></td><td>2 2, 175</td></tr><tr><td>Head stenographer.....</td><td></td><td></td><td>1½ 1, 891</td></tr><tr><td>Senior clerk-stenographer.....</td><td></td><td></td><td>1½ 2, 100</td></tr><tr><td>Grade 4, \$1,680 to \$2,040; average, \$1,860—</td><td></td><td></td><td></td></tr><tr><td>Principal stenographers.....</td><td></td><td></td><td>4½ 1, 781</td></tr><tr><td>Clerk-stenographers.....</td><td></td><td></td><td>2½ 1, 965</td></tr><tr><td>Grade 3, \$1,500 to \$1,860; average, \$1,680—</td><td></td><td></td><td></td></tr><tr><td>Assistant clerk.....</td><td></td><td></td><td>1½ 1, 560</td></tr><tr><td>Senior stenographers.....</td><td></td><td></td><td>10½ 1, 595</td></tr><tr><td>Assistant clerk-stenographers.....</td><td></td><td></td><td>5 1, 640</td></tr><tr><td>Grade 2, \$1,320 to \$1,680; average, \$1,500—</td><td></td><td></td><td></td></tr><tr><td>Junior clerks.....</td><td></td><td></td><td>1½ 1, 563</td></tr><tr><td>Junior clerk-typists.....</td><td></td><td></td><td>5 1, 426</td></tr><tr><td>Junior clerk-stenographer.....</td><td></td><td></td><td>1½ 1, 320</td></tr><tr><td>Grade 1, \$1,140 to \$1,500; average, \$1,320—</td><td></td><td></td><td></td></tr><tr><td>Underclerk.....</td><td></td><td></td><td>1½ 1, 200</td></tr><tr><td>Underclerk-typist.....</td><td></td><td></td><td>1½ 1, 140</td></tr><tr><td>Total average number of employees.....</td><td></td><td></td><td>62½</td></tr><tr><td>Total salaries, departmental service.....</td><td></td><td></td><td>190, 519. 00</td></tr><tr><td>Professional compensation to be determined.....</td><td></td><td></td><td>23, 666. 40</td></tr><tr><td><b>Total.....</b></td><td></td><td></td><td><b>214, 185. 40</b></td></tr><tr><td><b>Field service:</b></td><td></td><td></td><td></td></tr><tr><td><b>Salaries and wages—</b></td><td></td><td></td><td></td></tr><tr><td>Salary range, \$7,500 and over—</td><td></td><td></td><td></td></tr><tr><td>Special attorneys.....</td><td>3 \$9, 500</td><td>3 \$9, 500</td><td>2½ 9, 780</td></tr><tr><td>Salary range, \$6,000 to \$7,500; average, \$6,750—</td><td></td><td></td><td></td></tr><tr><td>Chief attorneys.....</td><td>4½ 6, 278</td><td>4½ 6, 278</td><td>5½ 6, 158</td></tr><tr><td>Salary range, \$5,200 to \$6,000; average, \$5,600—</td><td></td><td></td><td></td></tr><tr><td>Senior attorney.....</td><td></td><td></td><td>1½ 5, 571</td></tr><tr><td>Salary range, \$3,800 to \$5,000; average, \$4,400—</td><td></td><td></td><td></td></tr><tr><td>Attorneys.....</td><td>4 4, 750</td><td>4 4, 750</td><td>7½ 4, 499</td></tr><tr><td>Salary range, \$3,000 to \$3,600; average, \$3,300—</td><td></td><td></td><td></td></tr><tr><td>Associate attorneys.....</td><td>2 3, 250</td><td>2 3, 250</td><td>1½ 3, 508</td></tr><tr><td>Total average number of employees.....</td><td>13½</td><td>13½</td><td>18½</td></tr><tr><td>Total fixed salaries and wages, field service.....</td><td>82, 250. 00</td><td>82, 250. 00</td><td>102, 998. 06</td></tr><tr><td>Professional compensation to be determined.....</td><td>247, 750. 00</td><td>240, 750. 00</td><td>225, 020. 96</td></tr><tr><td><b>Total personal services, field service.....</b></td><td><b>330, 000. 00</b></td><td><b>323, 000. 00</b></td><td><b>328, 018. 99</b></td></tr><tr><td><b>01 Total personal services.....</b></td><td><b>330, 000. 00</b></td><td><b>323, 000. 00</b></td><td><b>542, 204. 39</b></td></tr><tr><td>The difference between 1928 and 1927 is due to increase of force, \$27,000.</td><td></td><td></td><td></td></tr><tr><td><b>06 Travel expenses.....</b></td><td><b>80, 000. 00</b></td><td><b>75, 000. 00</b></td><td><b>53, 671. 27</b></td></tr><tr><td><b>Reserve.....</b></td><td></td><td><b>2, 000. 00</b></td><td></td></tr><tr><td><b>Total.....</b></td><td><b>410, 000. 00</b></td><td><b>400, 000. 00</b></td><td><b>595, 875. 66</b></td></tr></table>		Estimated expenditures, 1928 appropriation	Estimated expenditures, 1927 appropriation	Expended and obligated, 1926	<b>Departmental service:</b>				<b>Salaries—</b>				Professional service—				Grade 6, \$6,000 to \$7,500; average, \$6,750—	Average—	Average—	Average—	Chief attorneys.....	No. Salary	No. Salary	No. Salary	Grade 5, \$5,200 to \$6,000; average, \$5,600—				Senior attorneys.....			5½ 5, 273	Grade 4, \$3,800 to \$5,000; average, \$4,400—				Attorneys.....			10½ 4, 027	Grade 3, \$3,000 to \$5,600; average, \$3,300—				Associate attorneys.....			1½ 3, 207	Grade 2, \$2,400 to \$3,000; average, \$2,700—				Assistant attorney.....			1½ 2, 400	Grade 1, \$1,860 to \$2,400; average, \$2,111.42—				Junior attorney.....			1½ 1, 860	Clerical, administrative, and fiscal service—				Grade 7, \$2,400 to \$3,000; average, \$2,700—				Junior administrative assistant.....			1½ 2, 400	Grade 6, \$2,100 to \$2,700; average, \$2,400—				Principal clerks.....			2 2, 107	Grade 5, \$1,860 to \$2,400; average, \$2,111.42—				Senior clerks.....			2 2, 175	Head stenographer.....			1½ 1, 891	Senior clerk-stenographer.....			1½ 2, 100	Grade 4, \$1,680 to \$2,040; average, \$1,860—				Principal stenographers.....			4½ 1, 781	Clerk-stenographers.....			2½ 1, 965	Grade 3, \$1,500 to \$1,860; average, \$1,680—				Assistant clerk.....			1½ 1, 560	Senior stenographers.....			10½ 1, 595	Assistant clerk-stenographers.....			5 1, 640	Grade 2, \$1,320 to \$1,680; average, \$1,500—				Junior clerks.....			1½ 1, 563	Junior clerk-typists.....			5 1, 426	Junior clerk-stenographer.....			1½ 1, 320	Grade 1, \$1,140 to \$1,500; average, \$1,320—				Underclerk.....			1½ 1, 200	Underclerk-typist.....			1½ 1, 140	Total average number of employees.....			62½	Total salaries, departmental service.....			190, 519. 00	Professional compensation to be determined.....			23, 666. 40	<b>Total.....</b>			<b>214, 185. 40</b>	<b>Field service:</b>				<b>Salaries and wages—</b>				Salary range, \$7,500 and over—				Special attorneys.....	3 \$9, 500	3 \$9, 500	2½ 9, 780	Salary range, \$6,000 to \$7,500; average, \$6,750—				Chief attorneys.....	4½ 6, 278	4½ 6, 278	5½ 6, 158	Salary range, \$5,200 to \$6,000; average, \$5,600—				Senior attorney.....			1½ 5, 571	Salary range, \$3,800 to \$5,000; average, \$4,400—				Attorneys.....	4 4, 750	4 4, 750	7½ 4, 499	Salary range, \$3,000 to \$3,600; average, \$3,300—				Associate attorneys.....	2 3, 250	2 3, 250	1½ 3, 508	Total average number of employees.....	13½	13½	18½	Total fixed salaries and wages, field service.....	82, 250. 00	82, 250. 00	102, 998. 06	Professional compensation to be determined.....	247, 750. 00	240, 750. 00	225, 020. 96	<b>Total personal services, field service.....</b>	<b>330, 000. 00</b>	<b>323, 000. 00</b>	<b>328, 018. 99</b>	<b>01 Total personal services.....</b>	<b>330, 000. 00</b>	<b>323, 000. 00</b>	<b>542, 204. 39</b>	The difference between 1928 and 1927 is due to increase of force, \$27,000.				<b>06 Travel expenses.....</b>	<b>80, 000. 00</b>	<b>75, 000. 00</b>	<b>53, 671. 27</b>	<b>Reserve.....</b>		<b>2, 000. 00</b>		<b>Total.....</b>	<b>410, 000. 00</b>	<b>400, 000. 00</b>	<b>595, 875. 66</b>		
	Estimated expenditures, 1928 appropriation	Estimated expenditures, 1927 appropriation	Expended and obligated, 1926																																																																																																																																																																																																																																																															
<b>Departmental service:</b>																																																																																																																																																																																																																																																																		
<b>Salaries—</b>																																																																																																																																																																																																																																																																		
Professional service—																																																																																																																																																																																																																																																																		
Grade 6, \$6,000 to \$7,500; average, \$6,750—	Average—	Average—	Average—																																																																																																																																																																																																																																																															
Chief attorneys.....	No. Salary	No. Salary	No. Salary																																																																																																																																																																																																																																																															
Grade 5, \$5,200 to \$6,000; average, \$5,600—																																																																																																																																																																																																																																																																		
Senior attorneys.....			5½ 5, 273																																																																																																																																																																																																																																																															
Grade 4, \$3,800 to \$5,000; average, \$4,400—																																																																																																																																																																																																																																																																		
Attorneys.....			10½ 4, 027																																																																																																																																																																																																																																																															
Grade 3, \$3,000 to \$5,600; average, \$3,300—																																																																																																																																																																																																																																																																		
Associate attorneys.....			1½ 3, 207																																																																																																																																																																																																																																																															
Grade 2, \$2,400 to \$3,000; average, \$2,700—																																																																																																																																																																																																																																																																		
Assistant attorney.....			1½ 2, 400																																																																																																																																																																																																																																																															
Grade 1, \$1,860 to \$2,400; average, \$2,111.42—																																																																																																																																																																																																																																																																		
Junior attorney.....			1½ 1, 860																																																																																																																																																																																																																																																															
Clerical, administrative, and fiscal service—																																																																																																																																																																																																																																																																		
Grade 7, \$2,400 to \$3,000; average, \$2,700—																																																																																																																																																																																																																																																																		
Junior administrative assistant.....			1½ 2, 400																																																																																																																																																																																																																																																															
Grade 6, \$2,100 to \$2,700; average, \$2,400—																																																																																																																																																																																																																																																																		
Principal clerks.....			2 2, 107																																																																																																																																																																																																																																																															
Grade 5, \$1,860 to \$2,400; average, \$2,111.42—																																																																																																																																																																																																																																																																		
Senior clerks.....			2 2, 175																																																																																																																																																																																																																																																															
Head stenographer.....			1½ 1, 891																																																																																																																																																																																																																																																															
Senior clerk-stenographer.....			1½ 2, 100																																																																																																																																																																																																																																																															
Grade 4, \$1,680 to \$2,040; average, \$1,860—																																																																																																																																																																																																																																																																		
Principal stenographers.....			4½ 1, 781																																																																																																																																																																																																																																																															
Clerk-stenographers.....			2½ 1, 965																																																																																																																																																																																																																																																															
Grade 3, \$1,500 to \$1,860; average, \$1,680—																																																																																																																																																																																																																																																																		
Assistant clerk.....			1½ 1, 560																																																																																																																																																																																																																																																															
Senior stenographers.....			10½ 1, 595																																																																																																																																																																																																																																																															
Assistant clerk-stenographers.....			5 1, 640																																																																																																																																																																																																																																																															
Grade 2, \$1,320 to \$1,680; average, \$1,500—																																																																																																																																																																																																																																																																		
Junior clerks.....			1½ 1, 563																																																																																																																																																																																																																																																															
Junior clerk-typists.....			5 1, 426																																																																																																																																																																																																																																																															
Junior clerk-stenographer.....			1½ 1, 320																																																																																																																																																																																																																																																															
Grade 1, \$1,140 to \$1,500; average, \$1,320—																																																																																																																																																																																																																																																																		
Underclerk.....			1½ 1, 200																																																																																																																																																																																																																																																															
Underclerk-typist.....			1½ 1, 140																																																																																																																																																																																																																																																															
Total average number of employees.....			62½																																																																																																																																																																																																																																																															
Total salaries, departmental service.....			190, 519. 00																																																																																																																																																																																																																																																															
Professional compensation to be determined.....			23, 666. 40																																																																																																																																																																																																																																																															
<b>Total.....</b>			<b>214, 185. 40</b>																																																																																																																																																																																																																																																															
<b>Field service:</b>																																																																																																																																																																																																																																																																		
<b>Salaries and wages—</b>																																																																																																																																																																																																																																																																		
Salary range, \$7,500 and over—																																																																																																																																																																																																																																																																		
Special attorneys.....	3 \$9, 500	3 \$9, 500	2½ 9, 780																																																																																																																																																																																																																																																															
Salary range, \$6,000 to \$7,500; average, \$6,750—																																																																																																																																																																																																																																																																		
Chief attorneys.....	4½ 6, 278	4½ 6, 278	5½ 6, 158																																																																																																																																																																																																																																																															
Salary range, \$5,200 to \$6,000; average, \$5,600—																																																																																																																																																																																																																																																																		
Senior attorney.....			1½ 5, 571																																																																																																																																																																																																																																																															
Salary range, \$3,800 to \$5,000; average, \$4,400—																																																																																																																																																																																																																																																																		
Attorneys.....	4 4, 750	4 4, 750	7½ 4, 499																																																																																																																																																																																																																																																															
Salary range, \$3,000 to \$3,600; average, \$3,300—																																																																																																																																																																																																																																																																		
Associate attorneys.....	2 3, 250	2 3, 250	1½ 3, 508																																																																																																																																																																																																																																																															
Total average number of employees.....	13½	13½	18½																																																																																																																																																																																																																																																															
Total fixed salaries and wages, field service.....	82, 250. 00	82, 250. 00	102, 998. 06																																																																																																																																																																																																																																																															
Professional compensation to be determined.....	247, 750. 00	240, 750. 00	225, 020. 96																																																																																																																																																																																																																																																															
<b>Total personal services, field service.....</b>	<b>330, 000. 00</b>	<b>323, 000. 00</b>	<b>328, 018. 99</b>																																																																																																																																																																																																																																																															
<b>01 Total personal services.....</b>	<b>330, 000. 00</b>	<b>323, 000. 00</b>	<b>542, 204. 39</b>																																																																																																																																																																																																																																																															
The difference between 1928 and 1927 is due to increase of force, \$27,000.																																																																																																																																																																																																																																																																		
<b>06 Travel expenses.....</b>	<b>80, 000. 00</b>	<b>75, 000. 00</b>	<b>53, 671. 27</b>																																																																																																																																																																																																																																																															
<b>Reserve.....</b>		<b>2, 000. 00</b>																																																																																																																																																																																																																																																																
<b>Total.....</b>	<b>410, 000. 00</b>	<b>400, 000. 00</b>	<b>595, 875. 66</b>																																																																																																																																																																																																																																																															
1 Transferred to "Salaries, Department of Justice" for 1927																																																																																																																																																																																																																																																																		

<sup>1</sup> Transferred to "Salaries, Department of Justice," for 1927.

## Estimates of appropriations required for the service of the fiscal year ending June 30, 1928—Continued

General object (title of appropriation), date of acts, references to Statutes at Large, or to Revised Statutes, and estimated amount required for each detailed object				Total amount to be appropriated under each head of appropriation	Amount appropriated for the fiscal year ending June 30, 1927
<b>Salaries and Expenses of Clerks, United States Courts—</b> For salaries of clerks of United States circuit courts of appeals and United States district courts, their deputies, and other assistants, [expenses of travel and subsistence,] <i>traveling expenses pursuant to the subsistence expense act of 1926</i> , and other expenses of conducting their respective offices, in accordance with the provisions of the act approved February 26, 1919, and the act approved June 1, 1922, making appropriations for the Departments of State and Justice and for the judiciary for the fiscal year ending June 30, 1923 [,\$1,750,000: <i>Provided, That per diem in lieu of subsistence not to exceed \$4 may be granted to deputy clerks and clerical assistants to clerks of United States district courts, instead of but under conditions applicable to the allowance for actual expenses of subsistence, as provided in the above-mentioned act of February 26, 1919:</i> ] (R. S., p. 155, sec. 828; act Apr. 29, 1926, vol. 44, p. 346; June 3, 1926, vol. 44, pp. 688-690)				\$1,775,000.00	\$1,750,000.00
	Estimated expenditures, 1928 appropriation	Estimated expenditures, 1927 appropriation	Expended and obligated, 1926		
Field service:					
Salaries and wages—	<i>Average—</i>	<i>Average—</i>	<i>Average—</i>		
Salary range, \$6,000 to \$7,500; average, \$6,750—	No. Salary	No. Salary	No. Salary		
Clerks.....	10 \$6,100	10 \$6,100	10 \$6,100		
Salary range, \$5,200 to \$6,000; average, \$5,600—					
Clerks.....	16 5,288	16 5,288	16 5,288		
Salary range, \$3,800 to \$5,000; average, \$4,400—					
Clerks.....	69 4,371	69 4,371	67½ 4,342		
Salary range, \$3,000 to \$3,600; average, \$3,300—					
Clerks.....	5 3,240	5 3,240	5 3,400		
Deputy clerks.....	1 3,000	1 3,000			
Clerical assistant.....					
Salary range, \$2,700 to \$3,300; average, \$3,000—					
Deputy clerks.....	18 2,833	18 2,833	16½ 2,835		
Salary range, \$2,400 to \$3,000; average, \$2,700—					
Deputy clerks.....	6 2,767	6 2,767	8½ 2,836		
Clerical assistants.....	9 2,622	9 2,622	11½ 2,614		
Salary range, \$2,100 to \$2,700; average, \$2,400—					
Deputy clerks.....	72 2,389	72 2,389	75½ 2,381		
Clerical assistants.....	7 2,257	7 2,257	3 2,100		
Salary range, \$1,860 to \$2,400; average, \$2,100—					
Deputy clerks.....	52 2,140	52 2,140	45½ 2,155		
Clerical assistants.....	8 2,018	8 2,018	7 1,996		
Salary range, \$1,680 to \$2,040; average, \$1,860—					
Deputy clerks.....	78 1,842	78 1,842	73 1,854		
Clerical assistants.....	15 1,760	15 1,760	10½ 1,828		
Salary range, \$1,500 to \$1,860; average, \$1,680—					
Deputy clerks.....	99 1,637	99 1,637	95½ 1,642		
Clerical assistants.....	33 1,589	33 1,589	34½ 1,588		
Salary range, \$1,320 to \$1,680; average, \$1,500—					
Deputy clerks.....	79 1,462	79 1,462	72½ 1,478		
Clerical assistants.....	73 1,406	73 1,406	66½ 1,405		
Salary range, \$1,140 to \$1,500; average, \$1,320—					
Deputy clerks.....	61 1,240	61 1,240	67½ 1,159		
Clerical assistants.....	74 1,245	74 1,245	86½ 1,396		
Salary range, \$1,020 to \$1,260; average, \$1,140—					
Deputy clerks.....	3 1,027	3 1,027	1½ 1,164		
Clerical assistants.....	4 1,155	4 1,155	8½ 1,110		
Salary range, \$900 to \$1,140; average, \$1,020—					
Deputy clerks.....	11 943	11 943	5½ 914		
Clerical assistants.....	4 925	4 925	3½ 1,114		
Salary range, \$780 to \$1,020; average, \$900—					
Deputy clerks.....	8 835	8 835	7½ 888		
Clerical assistants.....			3½ 827		
Salary range, \$600 to \$780; average, \$690—					
Deputy clerks.....	10 694	10 694	8½ 747		
Clerical assistant.....			½ 662		
Salary range, \$420 to \$600; average, \$500—					
Deputy clerks.....	2 528	2 528	5 554		
Clerical assistants.....	3 512	3 512	1½ 489		
Salary range, \$240 to \$420; average, \$330—					
Deputy clerks.....	5 356	5 356	5 356		
Salary range, \$0 to \$240—					
Deputy clerks.....	12 152	12 152	8 164		
Clerical assistants.....			2 188		
Total average number of employees.....	847	847	832½		
01 Total salaries and wages, field service.....	1,684,387.00	1,684,387.00	1,661,398.25		

*Estimates of appropriations required for the service of the fiscal year ending June 30, 1928—Continued*

General object (title of appropriation), date of acts, references to Statutes at Large, or to Revised Statutes, and estimated amount required for each detailed object				Total amount to be appropriated under each head of appropriation	Amount appropriated for the fiscal year ending June 30, 1927
<b>Salaries and Expenses of Clerks, United States Courts—Continued.</b>					
	Estimated expenditures, 1928 appropriation	Estimated expenditures, 1927 appropriation	Expended and obligated, 1926		
Supplies and materials:					
0200 Stationery and office supplies.....	\$1,000.00	\$1,000.00	\$1,000.13		
0280 Sundry supplies.....	300.00	300.00	311.12		
02 Total supplies and materials.....	1,300.00	1,300.00	1,311.25		
Communication service:					
0500 Telegraphic service.....	300.00	300.00	298.53		
0510 Telephone service.....	26,000.00	26,000.00	26,046.82		
0520 Other communication service.....	1,100.00	1,100.00	1,085.15		
05 Total communication service.....	27,400.00	27,400.00	27,430.50		
06 Travel expenses.....	58,983.00	33,983.00	51,873.37		
07 Transportation of things.....	520.00	520.00	519.41		
08 Printing, binding, etc. (stenographic job work).....	325.00	325.00	327.00		
11 Rent (other than buildings).....	300.00	300.00	297.54		
12 Repairs and alterations.....	950.00	950.00	941.56		
13 Special and miscellaneous current expenses.....	270.00	270.00	270.09		
Equipment:					
3010 Furniture, furnishings, and fixtures.....	375.00	375.00	386.21		
3050 Other equipment.....	190.00	190.00	191.70		
30 Total equipment.....	565.00	565.00	577.91		
Total.....	1,775,000.00	1,750,000.00	1,744,947.88		
<b>Fees of Commissioners, United States Courts—</b>					
For fees of United States commissioners, and [justices of the peace,] other committing magistrates, acting under section 1014, Revised Statutes of the United States (act Apr. 29, 1926, vol. 44, p. 346).....				\$600,000.00	\$500,000.00
01 Statutory fees: Expenditures—1928, \$600,000; 1927, \$500,000; 1926, \$554,003.07.					
<b>Fees of Jurors, United States Courts—</b>					
For [fees of jurors] mileage and per diems of jurors (acts Apr. 26, 1926, vol. 44, pp. 323-324; Apr. 29, 1926, vol. 44, p. 346).....				1,900,000.00	1,575,000.00
	Estimated expenditures, 1928 appropriation	Estimated expenditures, 1927 appropriation	Expended and obligated, 1926		
01 Per diem.....	\$1,590,000.00	<sup>1</sup> \$1,263,000.00	\$1,236,565.88		
06 Mileage.....	310,000.00	312,000.00	311,119.47		
Total.....	1,900,000.00	1,575,000.00	1,547,685.35		
<sup>1</sup> This item will be increased 33½ per cent under act of Apr. 26, 1926.					
<b>Fees of Witnesses, United States Courts—</b>					
For [fees of witnesses] mileage and per diems of witnesses and for per diems in lieu of subsistence; and for payment of the actual expenses of witnesses, as provided by section 850, Revised Statutes of the United States; including the [fees and] expenses, mileage and per diems of witnesses on behalf of the Government before the [Boards of United States General Appraisers] United States Customs Court, such payments to be made on the certification of the attorney for the United States and to be conclusive as provided in section [850] 846, Revised Statutes of the United States, [\$1,400,000] \$1,850,000: Provided, That not to exceed \$10,000 of this amount shall be available for such compensation and expenses of witnesses or informants as may be authorized or approved by the Attorney General, which approval shall be conclusive (acts Apr. 26, 1926, vol. 44, pp. 323-324; Apr. 29, 1926, vol. 44, p. 346; May 28, 1926, vol. 44, p. 669).....				1,850,000.00	1,400,000.00
	Estimated expenditures, 1928 appropriation	Estimated expenditures, 1927 appropriation	Expended and obligated, 1926		
01 Per diems for attendance and travel.....	\$515,000.00	\$475,000.00	\$397,767.82		
03 Per diems in lieu of subsistence.....	440,000.00	75,000.00	16,465.00		
Travel expenses:					
Mileage.....	775,000.00	730,000.00	725,321.60		
Actual expenses.....	120,000.00	120,000.00	100,449.91		
06 Total travel expenses.....	895,000.00	850,000.00	825,771.51		
Total.....	1,850,000.00	1,400,000.00	1,240,004.33		



## Estimates of appropriations required for the service of the fiscal year ending June 30, 1928—Continued

General object (title of appropriation), date of acts, references to Statutes at Large, or to Revised Statutes, and estimated amount required for each detailed object				Total amount to be appropriated under each head of a appropriation	Amount appropriated for the fiscal year ending June 30, 1927
<b>Rent of Court Rooms United States Courts—</b>					
For rent of rooms for the United States courts and judicial officers ( <i>act Apr. 29, 1926, vol. 44, p. 346</i> )				\$80,000.00	\$80,000.00
11 Rent of buildings: Expenditures—1928, \$80,000; 1927, \$80,000; 1926, \$72,052.94.					
<b>Pay of Bailiffs, etc., United States Courts—</b>					
For bailiffs and criers, not exceeding three bailiffs and one crier in each court, except in the southern district of New York and the northern district of Illinois; expenses of circuit and district judges of the United States and the judges of the district courts of the United States in Alaska, Porto Rico, and Hawaii, as provided by section 259 of the act entitled "An act to codify, revise, and amend the laws relating to the judiciary," approved March 3, 1911; meals and lodging for jurors in United States cases, and of bailiffs in attendance upon the same, when ordered by the court, and meals and lodging for jurors in Alaska, as provided by section 193, Title II, of the act of June 6, 1900; and compensation for jury commissioners, \$5 per day, not exceeding three days for any one term of court <b>[\$330,000]</b> <b>\$425,000</b> : <i>Provided</i> , That no per diem shall be paid to any bailiff or crier unless the court is actually in session and the judge present and presiding or present in chambers ( <i>act Apr. 29, 1926, vol. 44, pp. 346, 347</i> )				425,000.00	330,000.00
	Estimated expenditures, 1928 appropriation	Estimated expenditures, 1927 appropriation	Expended and obligated, 1926		
Per diem of bailiffs	\$202,000.00	\$112,000.00	\$184,212.95		
Per diem of criers	46,000.00	41,000.00	40,735.00		
Per diem of jury commissioners	4,500.00	4,500.00	4,491.75		
01 Total personal services	252,500.00	157,500.00	229,439.70		
03 Meals and lodging for jurors	33,500.00	33,500.00	33,488.88		
Travel expenses:					
Expenses of judges, transportation	35,000.00	35,000.00	35,093.59		
Expenses of judges, maintenance	104,000.00	104,000.00	103,892.70		
06 Total travel expenses	139,000.00	139,000.00	138,986.29		
Total	425,000.00	330,000.00	401,914.87		
<b>Miscellaneous Expenses, United States Courts—</b>					
For such miscellaneous expenses as may be authorized or approved by the Attorney General, for the United States courts and their officers, including experts at such rates of compensation as may be authorized or approved by the Attorney General, including also so much as may be necessary in the discretion of the Attorney General for such expenses in the District of Alaska and in courts other than Federal courts, and including traveling expenses pursuant to the subsistence expense act of 1926 ( <i>acts Apr. 29, 1926, vol. 44, p. 347; June 3, 1926, vol. 44, pp. 688-690</i> )				815,000.00	755,000.00
	Estimated expenditures, 1928 appropriation	Estimated expenditures, 1927 appropriation	Expended and obligated, 1926		
<b>SUPREME COURT OF THE UNITED STATES</b>					
<b>Field service:</b>					
<b>Salaries and wages—</b>					
Salary range, \$3,000 to \$3,600; average, \$3,300—	Average— No. Salary	Average— No. Salary	Average— No. Salary		
Assistant chief clerk			1 \$3,570		
Librarian and file clerk			1 3,420		
Salary range, \$2,400 to \$3,000; average, \$2,700—					
Crier and assistant chief clerk			1 2,880		
Salary range, \$1,860 to \$2,400; average, \$2,100—					
Engineer and electrician			1 2,142		
Salary range, \$1,680 to \$2,040; average, \$1,860—					
Attendant in court room			1 1,730		
Messengers			14 1,730		
Doorkeepers			4 1,730		
Salary range, \$1,140 to \$1,500; average, \$1,320—					
Messenger			1 1,140		
Pages			3 1,237		
Skilled laborer			1 1,140		
Total average number of employees			28		
Total salaries and wages, field service			50,902.00		
Other personal services			246.16		
01 Total personal services			51,148.16		

1 Transferred for 1927 and 1928 to "Salaries, Supreme Court."

## Estimates of appropriations required for the service of the fiscal year ending June 30, 1928—Continued

General object (title of appropriation), date of acts, references to Statutes at Large, or to Revised Statutes, and estimated amount required for each detailed object				Total amount to be appropriated under each head of appropriation	Amount appropriated for the fiscal year ending June 30, 1927
<i>Miscellaneous Expenses, United States Courts—Continued.</i>					
	Estimated expenditures, 1928 appropriation	Estimated expenditures, 1927 appropriation	Expended and obligated, 1926		
<b>SUPREME COURT OF THE UNITED STATES—continued</b>					
Supplies and materials:					
0200 Stationery and office supplies.....			\$1,672.54		
0210 Medical and hospital supplies.....			19.10		
0220 Scientific and educational supplies.....			43.20		
0230 Fuel.....			306.08		
0280 Sundry supplies.....			413.47		
02 Total supplies and materials.....			2,454.39		
04 Subsistence and storage (vehicles).....			96.00		
Communication service:					
0500 Telegraph service.....			27.61		
0510 Telephone service.....			275.90		
0520 Other communication service.....			90.00		
05 Total communication service.....			393.51		
06 Travel expense.....			929.91		
07 Transportation of things.....			328.08		
09 Advertising and publishing of notices.....			14.85		
11 Rents.....			20.65		
12 Repairs and alterations.....			681.42		
13 Special and miscellaneous current expenses.....			1,075.47		
30 Furniture, furnishings, and fixtures.....			1,384.83		
Total.....			158,525.27		
<b>EXCLUSIVE OF SUPREME COURT OF THE UNITED STATES</b>					
Field service:					
Salaries and wages—					
Salary range, \$2,700 to \$3,300; average, \$3,000—					
Librarian.....	Average— No. 1	Average— Salary \$3,000	Average— No. 1	Average— Salary \$3,000	Average— No. 1
Stenographer-clerk.....	1	\$3,000	1	\$3,000	1
Miscellaneous.....					1
Salary range, \$2,400 to \$3,000; average, \$2,700—					
Stenographer-clerks.....	2	2,600	2	2,600	1
Miscellaneous.....	1	2,400	1	2,400	1
Salary range, \$2,100 to \$2,700; average, \$2,400—					
Stenographer-clerk.....	1	2,500	1	2,500	1
Miscellaneous.....					1
Salary range, \$1,860 to \$2,400; average, \$2,100—					
Stenographer-clerks.....	130	2,073	130	1,973	126
Miscellaneous.....	2	1,920	2	1,860	2
Salary range, \$1,680 to \$2,040; average, \$1,860—					
Stenographer-clerks.....	31	1,787	31	1,707	35
Miscellaneous.....	2	1,740	2	1,680	2
Messenger.....	1	2,040	1	2,000	1
Salary range, \$1,500 to \$1,860; average, \$1,680—					
Stenographer-clerks.....	7	1,637	7	1,577	4
Miscellaneous.....	4	1,770	4	1,710	6
Messenger.....					1
Salary range, \$1,320 to \$1,680; average, \$1,500—					
Stenographer-clerks.....	5	1,584	5	1,524	3
Miscellaneous.....	4	1,515	4	1,455	3
Messengers.....	1	1,620	1	1,560	2
Salary range, \$1,140 to \$1,500; average, \$1,320—					
Stenographer-clerks.....	9	1,447	9	1,387	3
Miscellaneous.....	19	1,355	19	1,295	4
Messengers.....					22
Salary range, \$1,020 to \$1,260; average, \$1,140—					
Miscellaneous.....	4	1,275	4	1,215	12
Messengers.....	17	1,214	17	1,154	12
Salary range, \$900 to \$1,140; average, \$900—					
Messengers.....	60	988	60	928	61
Salary range, \$780 to \$1,020; average, \$900—					
Messengers.....	3	887	3	827	2
Salary range, \$600 to \$780; average, \$690—					
Messengers.....	1	630	1	600	2
Miscellaneous.....					1
Salary range, \$420 to \$600; average, \$510—					
Miscellaneous.....					1
Salary range, \$240 to \$420; average, \$330—					
Miscellaneous.....	1	414	1	384	1
Salary range, 0 to \$240—					
Messengers.....	17	205	17	175	18
Total average number of employees (regular).....	323		323		320
Total salaries and wages, field service (regular).....		511,870.00		488,180.00	482,554.51
Temporary special and expert service.....		52,300.00		57,000.00	50,885.34
01 Total personal services.....		564,170.00		545,180.00	533,439.85
Supplies and materials:					
0200 Stationery and office supplies.....		1,400.00		1,400.00	1,380.14
0210 Medical and hospital supplies.....		35.00		35.00	32.60
0230 Fuel.....		1,975.00		1,975.00	1,975.44
0280 Sundry supplies.....		745.00		745.00	743.05
02 Total supplies and materials.....		4,155.00		4,155.00	4,131.23

<sup>1</sup> Transferred to "Miscellaneous expenses, Supreme Court" for 1927 and 1928.

*Estimates of appropriations required for the service of the fiscal year ending June 30, 1928—Continued*

General object (title of appropriation), date of acts, references to Statutes at Large, or to Revised Statutes, and estimated amount required for each detailed object				Total amount to be appropriated under each head of appropriation	Amount appropriated for the fiscal year ending June 30, 1927
<b>Miscellaneous Expenses, United States Courts—Continued.</b>					
<b>EXCLUSIVE OF SUPREME COURT OF THE UNITED STATES—continued</b>					
	Estimated expenditures, 1928 appropriation	Estimated expenditures, 1927 appropriation	Expended and obligated, 1926		
Communication service:					
0500 Telegraph service.....	\$975.00	\$975.00	\$977.41		
0510 Telephone service.....	20,575.00	20,575.00	20,575.83		
0520 Other communication service.....	412.00	412.00	412.07		
05 Total communication service.....	21,962.00	21,962.00	21,965.31		
06 Travel expenses.....	95,000.00	65,000.00	58,852.63		
07 Transportation of things.....	3,525.00	3,525.00	3,516.80		
Printing, binding, etc.:					
0810 Lithographing, engraving, and engrossing.....	125.00	125.00	118.58		
0820 Stenographic job work, typewriting, etc.....	75,000.00	70,000.00	65,966.41		
0830 Photographic work.....	120.00	120.00	120.31		
08 Total printing, binding, etc.....	75,245.00	70,245.00	66,205.30		
09 Advertising and publication of notices.....	33,000.00	27,000.00	19,913.85		
10 Heat, light, power, and electricity.....	8,225.00	8,225.00	8,223.06		
11 Rents, other than buildings.....	150.00	150.00	162.08		
12 Repairs and alterations.....	370.00	370.00	370.78		
13 Special and miscellaneous current expenses.....	7,500.00	7,490.00	7,489.59		
Grants, subsidies, and contributions:					
2230 Gratuities.....	145.00	145.00	145.50		
2250 Burial expenses.....	450.00	450.00	452.50		
22 Total grants, subsidies, and contributions.....	595.00	595.00	598.00		
Equipment:					
3010 Furniture, furnishings, and fixtures.....	985.00	985.00	983.18		
3020 Educational and scientific equipment.....	18.00	18.00	17.05		
3050 Other equipment.....	100.00	100.00	104.00		
30 Total equipment.....	1,103.00	1,103.00	1,104.23		
Total.....	815,000.00	755,000.00	725,972.71		
<sup>1</sup> Excluding Supreme Court, United States, \$58,525.27, which is separately shown for 1926 and transferred to other appropriations for 1927 and 1928.					
<b>Supplies for United States Courts—</b>					
For supplies, including the exchange of typewriting and adding machines, for the United States courts and Judicial officers, including firearms and ammunition therefor, to be expended under the direction of the Attorney General (act Apr. 29, 1926, vol. 44, p. 347).....				\$70,000.00	\$70,000.00
	Estimated expenditures, 1928 appropriation	Estimated expenditures, 1927 appropriation	Expended and obligated, 1926		
Supplies and materials:					
0200 Stationery.....	\$43,900.00	\$46,925.00	\$53,622.70		
0270 Power, explosives, etc.....	50.00	50.00	111.35		
0280 Sundry supplies.....	50.00	25.00	12.80		
02 Total supplies and materials.....	44,000.00	47,000.00	53,746.85		
07 Transportation of things.....	1,000.00	1,000.00	1,001.50		
12 Repairs and alterations.....			9.50		
Equipment:					
3010 Furniture, furnishings, and fixtures.....	22,900.00	20,100.00	39,045.60		
3020 Educational, scientific, and recreational supplies.....	100.00	100.00	5.05		
3050 Other equipment.....	2,000.00	1,800.00	2,908.20		
30 Total equipment.....	25,000.00	22,000.00	41,958.85		
Total.....	70,000.00	70,000.00	96,716.70		
<b>Books for Judicial Officers—</b>					
For the purchase of law books, including the exchange thereof, for United States judges, district attorneys, and other judicial officers, including the libraries of the nine United States circuit courts of appeals, for the purchase of the Federal Reporter and continuations thereto as issued, to be expended under the direction of the Attorney General: <i>Provided</i> , That such books shall in all cases be transmitted to their successors in office; all books purchased thereunder to be marked plainly, "The Property of the United States" (acts Apr. 29, 1926, vol. 44, p. 347; July 3, 1926, vol. 44, p. 858).....				65,000.00	85,000.00
3020 Educational and scientific equipment (library stock): Expenditures—1928, \$65,000; 1927, \$85,000; 1926, \$164,907.49.					
<b>Total, United States Courts, exclusive of penal institutions, etc.....</b>				<b>14,140,000.00</b>	<b>12,679,000.00</b>

*Estimates of appropriations required for the service of the fiscal year ending June 30, 1928—Continued*

General object (title of appropriation), date of acts, references to Statutes at Large, or to Revised Statutes, and estimated amount required for each detailed object	Total amount to be appropriated under each head of appropriation	Amount appropriated for the fiscal year ending June 30, 1927
PENAL AND CORRECTIONAL INSTITUTIONS		
For all services, supplies, materials, and equipment in connection with or incident to the subsistence and care of inmates and maintenance and upkeep of Federal penal and correctional institutions, including farm and other operations not otherwise specifically provided for, in the discretion of the Attorney General; gratuities for inmates at release, provided such gratuities shall be furnished to inmates sentenced for terms of imprisonment of not less than six months, and transportation to the place of conviction or bona fide residence at the time of conviction or to such other place within the United States as may be authorized by the Attorney General; expenses of interment or transporting remains of deceased inmates to their homes in the United States; not exceeding \$500 at each institution for the maintenance and repair of passenger-carrying vehicles; traveling expenses of institution officials and employees when traveling on official duty, including expenses incurred in pursuing and identifying escaped inmates; traveling expenses of members of advisory boards authorized by law incurred in the discharge of their official duties; rewards for the capture of escaped inmates; newspapers, for which payment may be made in advance, books, and periodicals; firearms and ammunition; tobacco for inmates; and the purchase and exchange of farm products and livestock, when authorized by the Attorney General: <i>Provided</i> , That the United States shall be reimbursed, as heretofore, for the maintenance of District of Columbia inmates, and all sums paid by such District for such maintenance for the service of the fiscal year 1927 and subsequent fiscal years shall be covered into the Treasury as "Miscellaneous receipts" (act Apr. 29, 1926, vol. 44, p. 347).		
United States Penitentiary, Leavenworth, Kans.—		
For the United States Penitentiary at Leavenworth, Kansas, including not to exceed \$244,600 \$256,600 for salaries and wages of all officers and employees, and including not to exceed \$1,000 for the purchase of two motor cycles with side cars (act Apr. 29, 1926, vol. 44, pp. 347-348)	\$852, 000. 00	\$811, 493. 00
Field service:		
Salaries and wages—		
Salary range, \$6,000 to \$7,500; average, \$6,750—	Average—	Average—
Warden	No. Salary	No. Salary
1	1 \$6,200	1 \$6,000
Deputy warden	1 4,200	1 4,200
Physician	1 3,300	1 3,300
Chief clerk	1 3,000	1 2,400
Clerk	1 2,100	1 2,100
Assistant deputy warden	1 2,100	1 2,100
Salary range, \$1,860 to \$2,400; average, \$2,131—		
Captains of watch	3 1,900	3 1,880
Chaplains	2 2,000	2 2,000
Surgeons	1 1,860	1 1,860
Storekeeper	1 1,920	1 1,860
Superintendent of farms	1 2,000	1 1,900
Pharmacist	1 1,920	1 1,860
Parole officer	1 1,920	1 1,860
Salary range, \$1,680 to \$2,040; average, \$1,860—		
Foremen	7 1,740	7 1,680
Head cook	1 1,740	1 1,680
Assistant storekeepers	2 1,680	2 1,680
Record clerk	1 1,860	1 1,860
Receiving clerk	1 1,860	1 1,860
Engineer	1 1,920	1 1,860
Salary range, \$1,500 to \$1,860; average, \$1,680—		
Assistant engineer and electricians	2 1,560	2 1,500
Oculist	1 1,500	1 1,500
Assistant chief clerk	1 1,740	1 1,680
Clerk	119 1,512	118 1,500
Guards	1 1,380	1 1,320
Stenographer	4 1,380	2 1,320
Salary range, \$1,140 to \$1,500—		
Dentist	1 1,200	1 1,200
Clerk	1 1,200	1 1,140
Salary range, \$1,020 to \$1,260; average, \$1,140—		
Teamsters	2 1,080	2 1,020
Total average number of employees	161 1/2	155 1/2
Total salaries and wages, field service	261, 100. 00	248, 980. 00
Deduct allowances for subsistence, lodging, etc.	4, 500. 00	4, 300. 00
Cash payment, salaries and wages	256, 600. 00	244, 680. 00
The difference between 1928 and 1927 is due to—		
Increase in force	\$8, 140	
Increase in salaries	3, 780	
Net increase	11, 920	
Total salaries and wages, field service	256, 600. 00	244, 680. 00

*Estimates of appropriations required for the service of the fiscal year ending June 30, 1928—Continued*

General object (title of appropriation), date of acts, references to Statutes at Large, or to Revised Statutes, and estimated amount required for each detailed object				Total amount to be appropriated under each head of appropriation	Amount appropriated for the fiscal year ending June 30, 1927
<i>United States Penitentiary, Leavenworth, Kans.—Continued.</i>					
		Estimated expenditures, 1928 appropriation	Estimated expenditures, 1927 appropriation	Expended and obligated, 1926	
<b>SUBSISTENCE</b>					
Supplies and materials:					
0200 Provisions.....		\$247,000.00	\$250,784.00	\$246,896.68	
0280 Miscellaneous supplies.....		6,000.00	8,480.00	8,224.55	
02 Total supplies and materials.....		253,000.00	259,264.00	255,123.23	
30 Kitchen and dining-room utensils.....		6,000.00	6,270.00	6,090.52	
Total.....		259,000.00	265,534.00	261,213.75	
<b>CLOTHING</b>					
02 Wearing apparel.....		71,000.00	74,200.00	71,903.40	
06 Travel expenses.....		62,000.00	60,000.00	62,915.05	
07 Transportation of things.....		920.00	1,000.00	920.36	
13 Rewards.....		300.00	1,000.00	300.00	
Grants, subsidies, etc.:					
2230 Gratuities.....		9,500.00	9,883.00	9,595.00	
2250 Burial expenses.....		280.00	300.00	280.00	
22 Total grants, subsidies, etc.....		9,780.00	10,183.00	9,875.00	
Total.....		144,000.00	148,383.00	145,913.83	
<b>MISCELLANEOUS</b>					
01 Personal service.....				839.75	
Supplies and materials:					
0200 Stationery supplies.....		20,280.00	20,000.00	20,280.72	
0220 Periodicals.....		180.00	150.00	157.91	
0230 Fuel, gasoline.....		69,000.00	68,000.00	68,467.60	
0250 Supplies for animals, etc.....		20,560.00	18,000.00	20,512.38	
0280 Sundry supplies.....		33,800.00	7,886.00	33,875.76	
0290 Materials (not specifically allocated).....		13,200.00	4,000.00	13,181.51	
02 Total supplies and materials.....		157,000.00	118,036.00	156,475.88	
Communication service:					
0500 Telegraph service.....		140.00	140.00	131.05	
0510 Telephone service.....		500.00	600.00	508.42	
0520 Postage.....		2,800.00	2,900.00	2,800.00	
05 Total communication service.....		3,440.00	3,640.00	3,439.47	
06 Travel expenses.....		160.00	200.00	157.53	
07 Transportation of things.....		1,440.00	1,500.00	1,368.70	
Furnishing of heat, light, power, water, etc.:					
1030 Power, etc.....		100.00	100.00	33.46	
1040 Water.....		11,900.00	11,990.00	11,179.01	
10 Total furnishing of heat, light, power, water, etc.....		12,000.00	12,000.00	11,212.47	
Repairs and alterations:					
1240 Bridge tolls.....		160.00	100.00	113.60	
1280 Auto supplies and repairs.....		2,600.00	2,500.00	2,248.20	
E 1290 Repairs and alterations.....		300.00	220.00	258.55	
12 Total repairs and alterations.....		3,060.00	2,820.00	2,620.35	
Equipment:					
3010 Furnishings and fixtures.....		1,500.00	1,200.00	1,128.93	
3020 Educational equipment.....		1,500.00	1,500.00	1,456.04	
3050 Other equipment.....		3,000.00	3,000.00	7,920.00	
30 Total equipment.....		6,000.00	5,700.00	10,504.97	
Total.....		183,100.00	143,896.00	186,619.12	
<b>HOSPITAL</b>					
02 Supplies and materials.....		8,800.00	10,500.00	10,452.58	
07 Transportation of things.....		300.00	170.00	170.35	
30 Equipment.....		200.00	330.00	83.30	
Total.....		9,300.00	11,000.00	10,706.23	
Total.....		852,000.00	811,493.00	847,949.43	
Less credits—					
District of Columbia credits.....				56,005.63	
Other credits.....				12,588.56	
Total credits.....				68,594.19	
Net total.....		852,000.00	811,493.00	779,355.24	

## Estimates of appropriations required for the service of the fiscal year ending June 30, 1928—Continued

General object (title of appropriation), date of acts, references to Statutes at Large, or to Revised Statutes, and estimated amount required for each detailed object	Total amount to be appropriated under each head of appropriation	Amount appropriated for the fiscal year ending June 30, 1927																																																																																																																																																																																																																								
<p><i>United States Penitentiary, Leavenworth, Kans., Working Capital—</i> The appropriation of \$250,000 for the fiscal year [1926] 1927, for a working capital fund, is reappropriated and made available for the fiscal year [1927] 1928; and the said working capital fund and all receipts credited thereto may be used as a revolving fund during the fiscal year [1927] 1928 (act Apr. 29, 1926, vol. 44, p. 348).</p> <p><i>United States Penitentiary, Leavenworth, Kans.—Buildings—</i> For the construction of buildings for infirmary and isolation ward (act Apr. 29, 1926, vol. 44, p. 348) (submitted)</p> <p>3211 Buildings (infirmary, \$11,000; isolation ward, \$6,500): Expenditures—1928, \$17,500.</p>	\$17,500.00	\$135,000.00																																																																																																																																																																																																																								
<p><i>United States Penitentiary, Atlanta, Ga.—</i> United States Penitentiary, Atlanta, Georgia: For the United States Penitentiary at Atlanta, Georgia, including not to exceed [1924,360] \$254,360 for salaries and wages of all officers and employees (act Apr. 29, 1926, vol. 44, p. 348)</p>	850,000.00	866,072.00																																																																																																																																																																																																																								
<table><thead><tr><th></th><th>Estimated expenditures, 1928 appropriation</th><th>Estimated expenditures, 1927 appropriation</th><th>Expended and obligated, 1926</th></tr></thead><tbody><tr><td><b>Field service:</b></td><td></td><td></td><td></td></tr><tr><td><b>Salaries and wages—</b></td><td><i>Average—</i></td><td><i>Average—</i></td><td><i>Average—</i></td></tr><tr><td>Salary range, \$6,000 to \$7,500; average, \$6,750—</td><td>No. Salary</td><td>No. Salary</td><td>No. Salary</td></tr><tr><td>Warden.....</td><td>1 \$6,200</td><td>1 \$6,000</td><td>1 \$5,900</td></tr><tr><td>Deputy warden.....</td><td>1 4,600</td><td>1 4,600</td><td>1 4,592</td></tr><tr><td>Physician.....</td><td>1 3,000</td><td>1 3,000</td><td>1 3,025</td></tr><tr><td>Chief clerk.....</td><td>1 3,000</td><td>1 2,400</td><td>1 2,400</td></tr><tr><td>Assistant deputy warden.....</td><td>1 2,400</td><td>1 2,400</td><td>1 2,400</td></tr><tr><td>General foreman.....</td><td>1 2,400</td><td>1 2,400</td><td>1 2,400</td></tr><tr><td>Chaplain.....</td><td>2 1,860</td><td>2 1,860</td><td>1½ 1,860</td></tr><tr><td>Assistant physician.....</td><td>1 1,920</td><td>1 1,860</td><td>1 1,860</td></tr><tr><td>Storekeeper.....</td><td>1 1,920</td><td>1 1,860</td><td>1 1,860</td></tr><tr><td>Pharmacist.....</td><td>1 1,860</td><td>1 1,860</td><td>¾ 1,860</td></tr><tr><td>Captains of the watch.....</td><td>3 1,920</td><td>3 1,860</td><td>3 1,860</td></tr><tr><td>Parole officer.....</td><td>1 1,920</td><td>1 1,860</td><td>1 1,860</td></tr><tr><td>Record clerk.....</td><td>1 1,860</td><td>1 1,800</td><td>¾ 1,680</td></tr><tr><td>Clerks.....</td><td>1 1,740</td><td>1 1,680</td><td>1½ 1,775</td></tr><tr><td>Assistant storekeepers.....</td><td>2 1,680</td><td></td><td></td></tr><tr><td>Foremen.....</td><td>2 1,920</td><td>2 1,860</td><td>2 1,860</td></tr><tr><td>Engineer and electrician.....</td><td>1 1,920</td><td>1 1,860</td><td>1 1,860</td></tr><tr><td>Foremen.....</td><td>4 1,740</td><td>4 1,680</td><td>4 1,680</td></tr><tr><td>Head cook.....</td><td>1 1,740</td><td>1 1,680</td><td>1 1,676</td></tr><tr><td>Receiving clerk.....</td><td>1 1,680</td><td></td><td></td></tr><tr><td>Salary range, \$1,500 to \$1,860; average, \$1,680—</td><td></td><td></td><td></td></tr><tr><td>Guards.....</td><td>119 1,512</td><td>118½ 1,500</td><td>121½ 1,500</td></tr><tr><td>Assistant engineers.....</td><td>2 1,500</td><td>2 1,500</td><td>2 1,500</td></tr><tr><td>Pharmacist.....</td><td></td><td></td><td>¾ 1,500</td></tr><tr><td>Salary range, \$1,320 to \$1,680; average, \$1,500—</td><td></td><td></td><td></td></tr><tr><td>Clerks.....</td><td>2 1,560</td><td>2 1,500</td><td>1½ 1,320</td></tr><tr><td>Salary range, \$1,140 to \$1,500; average, \$1,320—</td><td></td><td></td><td></td></tr><tr><td>Oculist.....</td><td>1 1,200</td><td>1 1,200</td><td>1 1,200</td></tr><tr><td>Dentist.....</td><td>1 1,200</td><td>1 1,200</td><td>1 1,200</td></tr><tr><td>Musical director.....</td><td>1 1,140</td><td>1 1,140</td><td>1 1,140</td></tr><tr><td>Clerks.....</td><td>2 1,380</td><td>2 1,320</td><td>2½ 1,200</td></tr><tr><td>Stenographer.....</td><td>1 1,380</td><td>1 1,320</td><td>¾ 1,270</td></tr><tr><td>Salary range, \$1,020 to \$1,260; average, \$1,140—</td><td></td><td></td><td></td></tr><tr><td>Teamsters.....</td><td>2 1,060</td><td>2 1,020</td><td>2 1,020</td></tr><tr><td>Total average number of employees.....</td><td>159</td><td>155½</td><td>158</td></tr><tr><td>Total salaries and wages, field service.....</td><td>257,660.00</td><td>247,660.00</td><td>250,935.00</td></tr><tr><td>Deduct allowances for subsistence, lodging, etc.....</td><td>3,300.00</td><td>3,300.00</td><td>3,400.00</td></tr><tr><td>Cash payment, salaries and wages.....</td><td>254,360.00</td><td>244,360.00</td><td>247,535.00</td></tr><tr><td>The difference between 1928 and 1927 is due to—</td><td></td><td></td><td></td></tr><tr><td>Increase in force.....</td><td>\$5,940</td><td></td><td></td></tr><tr><td>Increase in salaries.....</td><td>4,060</td><td></td><td></td></tr><tr><td>10,000</td><td></td><td></td><td></td></tr><tr><td>01 Total salaries and wages, field service.....</td><td>254,360.00</td><td>244,360.00</td><td>247,535.00</td></tr><tr><td><b>SUBSISTENCE</b></td><td></td><td></td><td></td></tr><tr><td><b>Supplies and materials:</b></td><td></td><td></td><td></td></tr><tr><td>0260 Provisions.....</td><td>249,750.00</td><td>272,000.00</td><td>269,638.11</td></tr><tr><td>0260 Sundry supplies.....</td><td>13,950.00</td><td>15,000.00</td><td>14,601.55</td></tr><tr><td>02 Total supplies and materials.....</td><td>263,700.00</td><td>287,000.00</td><td>284,239.66</td></tr><tr><td>30 3010 Furniture, furnishings, and fixtures.....</td><td>5,400.00</td><td>6,000.00</td><td>5,909.45</td></tr><tr><td>Total.....</td><td>269,100.00</td><td>293,000.00</td><td>290,149.11</td></tr></tbody></table>		Estimated expenditures, 1928 appropriation	Estimated expenditures, 1927 appropriation	Expended and obligated, 1926	<b>Field service:</b>				<b>Salaries and wages—</b>	<i>Average—</i>	<i>Average—</i>	<i>Average—</i>	Salary range, \$6,000 to \$7,500; average, \$6,750—	No. Salary	No. Salary	No. Salary	Warden.....	1 \$6,200	1 \$6,000	1 \$5,900	Deputy warden.....	1 4,600	1 4,600	1 4,592	Physician.....	1 3,000	1 3,000	1 3,025	Chief clerk.....	1 3,000	1 2,400	1 2,400	Assistant deputy warden.....	1 2,400	1 2,400	1 2,400	General foreman.....	1 2,400	1 2,400	1 2,400	Chaplain.....	2 1,860	2 1,860	1½ 1,860	Assistant physician.....	1 1,920	1 1,860	1 1,860	Storekeeper.....	1 1,920	1 1,860	1 1,860	Pharmacist.....	1 1,860	1 1,860	¾ 1,860	Captains of the watch.....	3 1,920	3 1,860	3 1,860	Parole officer.....	1 1,920	1 1,860	1 1,860	Record clerk.....	1 1,860	1 1,800	¾ 1,680	Clerks.....	1 1,740	1 1,680	1½ 1,775	Assistant storekeepers.....	2 1,680			Foremen.....	2 1,920	2 1,860	2 1,860	Engineer and electrician.....	1 1,920	1 1,860	1 1,860	Foremen.....	4 1,740	4 1,680	4 1,680	Head cook.....	1 1,740	1 1,680	1 1,676	Receiving clerk.....	1 1,680			Salary range, \$1,500 to \$1,860; average, \$1,680—				Guards.....	119 1,512	118½ 1,500	121½ 1,500	Assistant engineers.....	2 1,500	2 1,500	2 1,500	Pharmacist.....			¾ 1,500	Salary range, \$1,320 to \$1,680; average, \$1,500—				Clerks.....	2 1,560	2 1,500	1½ 1,320	Salary range, \$1,140 to \$1,500; average, \$1,320—				Oculist.....	1 1,200	1 1,200	1 1,200	Dentist.....	1 1,200	1 1,200	1 1,200	Musical director.....	1 1,140	1 1,140	1 1,140	Clerks.....	2 1,380	2 1,320	2½ 1,200	Stenographer.....	1 1,380	1 1,320	¾ 1,270	Salary range, \$1,020 to \$1,260; average, \$1,140—				Teamsters.....	2 1,060	2 1,020	2 1,020	Total average number of employees.....	159	155½	158	Total salaries and wages, field service.....	257,660.00	247,660.00	250,935.00	Deduct allowances for subsistence, lodging, etc.....	3,300.00	3,300.00	3,400.00	Cash payment, salaries and wages.....	254,360.00	244,360.00	247,535.00	The difference between 1928 and 1927 is due to—				Increase in force.....	\$5,940			Increase in salaries.....	4,060			10,000				01 Total salaries and wages, field service.....	254,360.00	244,360.00	247,535.00	<b>SUBSISTENCE</b>				<b>Supplies and materials:</b>				0260 Provisions.....	249,750.00	272,000.00	269,638.11	0260 Sundry supplies.....	13,950.00	15,000.00	14,601.55	02 Total supplies and materials.....	263,700.00	287,000.00	284,239.66	30 3010 Furniture, furnishings, and fixtures.....	5,400.00	6,000.00	5,909.45	Total.....	269,100.00	293,000.00	290,149.11		
	Estimated expenditures, 1928 appropriation	Estimated expenditures, 1927 appropriation	Expended and obligated, 1926																																																																																																																																																																																																																							
<b>Field service:</b>																																																																																																																																																																																																																										
<b>Salaries and wages—</b>	<i>Average—</i>	<i>Average—</i>	<i>Average—</i>																																																																																																																																																																																																																							
Salary range, \$6,000 to \$7,500; average, \$6,750—	No. Salary	No. Salary	No. Salary																																																																																																																																																																																																																							
Warden.....	1 \$6,200	1 \$6,000	1 \$5,900																																																																																																																																																																																																																							
Deputy warden.....	1 4,600	1 4,600	1 4,592																																																																																																																																																																																																																							
Physician.....	1 3,000	1 3,000	1 3,025																																																																																																																																																																																																																							
Chief clerk.....	1 3,000	1 2,400	1 2,400																																																																																																																																																																																																																							
Assistant deputy warden.....	1 2,400	1 2,400	1 2,400																																																																																																																																																																																																																							
General foreman.....	1 2,400	1 2,400	1 2,400																																																																																																																																																																																																																							
Chaplain.....	2 1,860	2 1,860	1½ 1,860																																																																																																																																																																																																																							
Assistant physician.....	1 1,920	1 1,860	1 1,860																																																																																																																																																																																																																							
Storekeeper.....	1 1,920	1 1,860	1 1,860																																																																																																																																																																																																																							
Pharmacist.....	1 1,860	1 1,860	¾ 1,860																																																																																																																																																																																																																							
Captains of the watch.....	3 1,920	3 1,860	3 1,860																																																																																																																																																																																																																							
Parole officer.....	1 1,920	1 1,860	1 1,860																																																																																																																																																																																																																							
Record clerk.....	1 1,860	1 1,800	¾ 1,680																																																																																																																																																																																																																							
Clerks.....	1 1,740	1 1,680	1½ 1,775																																																																																																																																																																																																																							
Assistant storekeepers.....	2 1,680																																																																																																																																																																																																																									
Foremen.....	2 1,920	2 1,860	2 1,860																																																																																																																																																																																																																							
Engineer and electrician.....	1 1,920	1 1,860	1 1,860																																																																																																																																																																																																																							
Foremen.....	4 1,740	4 1,680	4 1,680																																																																																																																																																																																																																							
Head cook.....	1 1,740	1 1,680	1 1,676																																																																																																																																																																																																																							
Receiving clerk.....	1 1,680																																																																																																																																																																																																																									
Salary range, \$1,500 to \$1,860; average, \$1,680—																																																																																																																																																																																																																										
Guards.....	119 1,512	118½ 1,500	121½ 1,500																																																																																																																																																																																																																							
Assistant engineers.....	2 1,500	2 1,500	2 1,500																																																																																																																																																																																																																							
Pharmacist.....			¾ 1,500																																																																																																																																																																																																																							
Salary range, \$1,320 to \$1,680; average, \$1,500—																																																																																																																																																																																																																										
Clerks.....	2 1,560	2 1,500	1½ 1,320																																																																																																																																																																																																																							
Salary range, \$1,140 to \$1,500; average, \$1,320—																																																																																																																																																																																																																										
Oculist.....	1 1,200	1 1,200	1 1,200																																																																																																																																																																																																																							
Dentist.....	1 1,200	1 1,200	1 1,200																																																																																																																																																																																																																							
Musical director.....	1 1,140	1 1,140	1 1,140																																																																																																																																																																																																																							
Clerks.....	2 1,380	2 1,320	2½ 1,200																																																																																																																																																																																																																							
Stenographer.....	1 1,380	1 1,320	¾ 1,270																																																																																																																																																																																																																							
Salary range, \$1,020 to \$1,260; average, \$1,140—																																																																																																																																																																																																																										
Teamsters.....	2 1,060	2 1,020	2 1,020																																																																																																																																																																																																																							
Total average number of employees.....	159	155½	158																																																																																																																																																																																																																							
Total salaries and wages, field service.....	257,660.00	247,660.00	250,935.00																																																																																																																																																																																																																							
Deduct allowances for subsistence, lodging, etc.....	3,300.00	3,300.00	3,400.00																																																																																																																																																																																																																							
Cash payment, salaries and wages.....	254,360.00	244,360.00	247,535.00																																																																																																																																																																																																																							
The difference between 1928 and 1927 is due to—																																																																																																																																																																																																																										
Increase in force.....	\$5,940																																																																																																																																																																																																																									
Increase in salaries.....	4,060																																																																																																																																																																																																																									
10,000																																																																																																																																																																																																																										
01 Total salaries and wages, field service.....	254,360.00	244,360.00	247,535.00																																																																																																																																																																																																																							
<b>SUBSISTENCE</b>																																																																																																																																																																																																																										
<b>Supplies and materials:</b>																																																																																																																																																																																																																										
0260 Provisions.....	249,750.00	272,000.00	269,638.11																																																																																																																																																																																																																							
0260 Sundry supplies.....	13,950.00	15,000.00	14,601.55																																																																																																																																																																																																																							
02 Total supplies and materials.....	263,700.00	287,000.00	284,239.66																																																																																																																																																																																																																							
30 3010 Furniture, furnishings, and fixtures.....	5,400.00	6,000.00	5,909.45																																																																																																																																																																																																																							
Total.....	269,100.00	293,000.00	290,149.11																																																																																																																																																																																																																							

*Estimates of appropriations required for the service of the fiscal year ending June 30, 1928—Continued*

General object (title of appropriation), date of acts, references to Statutes at Large, or to Revised Statutes, and estimated amount required for each detailed object				Total amount to be appropriated under each head of appropriation	Amount appropriated for the fiscal year ending June 30, 1927
<i>United States Penitentiary, Atlanta, Ga.—Continued.</i>					
	Estimated expenditures, 1928 appropriation	Estimated expenditures, 1927 appropriation	Expended and obligated, 1926		
<b>CLOTHING</b>					
02 Supplies and materials (wearing apparel and sewing supplies).....	\$90,000.00	\$75,000.00	\$74,296.11		
06 Travel expenses.....	54,000.00	54,000.00	53,388.92		
13 Special and miscellaneous current expenses.....	540.00	600.00	420.00		
Grants, subsidies, and contributions:					
2230 Gratuities.....	27,000.00	11,000.00	10,560.00		
2250 Burial expenses.....	360.00	400.00	403.32		
22 Total grants, subsidies, and contributions.....	27,360.00	11,400.00	10,963.32		
<b>MISCELLANEOUS</b>					
Supplies and materials:					
0200 Stationery and office supplies.....	3,600.00	4,000.00	4,202.35		
0210 Medical and hospital supplies.....	1,800.00	2,000.00	1,685.63		
0230 Fuel.....	18,900.00	21,000.00	20,564.52		
0250 Forage and other supplies for animals.....	18,000.00	20,000.00	19,920.00		
0280 Sundry supplies.....	39,600.00	44,000.00	43,801.46		
02 Total supplies and materials.....	81,900.00	91,000.00	90,123.96		
Communication service:					
0500 Telegraph service.....	225.00	250.00	199.72		
0510 Telephone service.....	675.00	750.00	700.00		
0520 Other communication service.....	2,700.00	3,000.00	2,432.00		
05 Total communication service.....	3,600.00	4,000.00	3,331.72		
07 Transportation of things.....	1,800.00	5,000.00	1,748.78		
Furnishing of heat, light, power, etc.:					
1030 Power.....	9,900.00	10,200.00	10,108.66		
1040 Water.....	35,586.00	38,800.00	38,721.69		
10 Total furnishing of heat, light, power, etc.....	45,486.00	49,000.00	48,830.35		
12 Repairs and alterations.....	3,600.00	4,000.00	3,787.59		
30 Equipment.....	5,400.00	6,000.00	5,513.23		
32 Structures and parts and nonstructural improvements to lands.....	4,500.00	17,712.00	5,000.00		
Total.....	146,286.00	176,712.00	158,335.63		
<b>HOSPITAL</b>					
02 Supplies and materials.....	7,200.00	8,000.00	5,562.50		
30 Equipment.....	1,154.00	3,000.00	1,200.04		
Total.....	8,354.00	11,000.00	6,762.54		
Total.....	850,000.00	866,072.00	841,860.63		
Less District of Columbia credits.....			78,317.39		
Net total.....	850,000.00	866,072.00	763,543.24		

*United States Penitentiary, Atlanta, Ga., Working Capital—*

The appropriation of \$150,000 for the fiscal year [1926] 1927 for a working capital fund is reappropriated and made available for the fiscal year [1927] 1928; and the said working capital fund and all receipts credited thereto may be used as a revolving fund during the fiscal year [1927] 1928: [Provided, That not exceeding \$6,000 of this fund may be used to construct an addition to the textile mill building, and to be so expended as to give the maximum amount of employment to the inmates of such penitentiary] (act Apr. 29, 1926, vol. 44, p. 548).

*Estimates of appropriations required for the service of the fiscal year ending June 30, 1928—Continued*

General object (title of appropriation), date of acts, references to Statutes at Large, or to Revised Statutes, and estimated amount required for each detailed object				Total amount to be appropriated under each head of appropriation	Amount appropriated for the fiscal year ending June 30, 1927
<b>United States Penitentiary, McNeil Island, Wash.—</b> United States Penitentiary, McNeil Island, Washington: For the United States Penitentiary at McNeil Island, Washington, including not to exceed <b>[\$75,220]</b> \$82,000 for salaries and wages of all officers and employees (act Apr. 29, 1926, vol. 44, p. 348)				\$260,000.00	\$319,047.00
	Estimated expenditures, 1928 appropriation	Estimated expenditures, 1927 appropriation	Expended and obligated, 1926		
Field service:					
Salaries and wages—	Average—	Average—	Average—		
Salary range, \$5,200 to \$6,000; average, \$5,600—	No. Salary	No. Salary	No. Salary		
Warden.....	1 \$5,200	1 \$5,200	1 \$4,900		
Salary range, \$3,000 to \$3,600; average, \$3,300—					
Deputy warden.....	1 3,000	1 3,000	1 3,000		
Salary range, \$1,860 to \$2,400; average, \$2,111—					
Chief clerk.....	1 2,400	1 2,400	1 2,400		
Chaplain and teacher.....	1 2,400	1 2,400	1 2,400		
Physician.....	1 2,200	1 2,200	1 2,200		
Parole officer.....	1 2,200	1 2,200	1 2,197		
Captain of the watch.....	1 2,200	1 2,200	1 2,197		
Salary range, \$1,680 to \$2,040; average, \$1,860—					
Assistant engineer and electrician.....	1 1,980	1 1,980	1 1,980		
Storekeeper.....	1 1,980	1 1,980	1 1,980		
Foremen.....	3 1,980	3 1,980	3 1,980		
Steward and cook.....	1 1,980	1 1,980	1 1,980		
Salary range, \$1,500 to \$1,860; average, \$1,680—					
Guards.....	36 1,800	33½ 1,800	32 1,800		
Salary range, \$1,320 to \$1,680; average, \$1,500—					
Receiving clerk.....	1 1,620				
Assistant storekeeper.....	1 1,620				
Assistant chief clerk.....	1 1,620	1 1,620	1 1,620		
Stenographer.....			1 1,460		
Total average number of employees.....	51	46½	45½		
Total salaries and wages, field service.....	99,020.00	90,790.00	88,778.66		
Deduct allowances for subsistence, lodging, etc.....	17,020.00	15,570.00	15,096.00		
Cash payment, salaries and wages.....	82,000.00	75,220.00	73,683.66		
The difference between 1928 and 1927 is due to increase in force, \$6,780.					
01 Total salaries and wages, field service.....	82,000.00	75,220.00	73,683.66		
SUBSISTENCE					
Supplies and materials:					
0260 Provisions.....	52,000.00	47,000.00	45,341.69		
0284 Miscellaneous supplies.....	5,640.00	5,000.00	4,867.66		
02 Total supplies and materials.....	57,640.00	52,000.00	50,209.35		
30 Equipment.....	1,000.00	300.00	269.00		
Total.....	58,640.00	52,300.00	50,478.35		
CLOTHING					
02 0240 Wearing apparel.....	18,748.00	14,000.00	13,661.52		
06 Travel expense.....	3,000.00	3,000.00	2,976.08		
13 Rewards.....	250.00	250.00	240.00		
22 Gratuities.....	23,122.00	16,800.00	14,312.26		
Total.....	45,120.00	34,050.00	31,189.86		
MISCELLANEOUS					
01 Personal services.....			46.00		
Supplies and materials:					
0200 Stationery and office supplies.....	4,400.00	4,400.00	4,390.39		
0230 Fuel, gasoline, etc.....	6,300.00	6,300.00	6,250.01		
0240 Sewing supplies.....	50.00	50.00	17.20		
0250 Forage and other supplies for animals.....	25,000.00	25,000.00	24,730.84		
0270 Explosives.....	400.00	400.00	354.30		
0280 Sundry supplies.....	6,100.00	6,100.00	6,072.22		
0290 Materials (not specifically allocated).....	7,850.00	7,850.00	7,479.91		
02 Total supplies and materials.....	50,100.00	50,100.00	49,294.87		
Communication service:					
0500 Telegraph service.....	25.00	25.00	23.23		
0510 Telephone service.....	75.00	75.00	75.69		
0520 Postage.....	500.00	500.00	499.16		
05 Total communication service.....	600.00	600.00	598.08		
Transportation of things:					
0700 Freight charges.....	5,000.00	2,000.00	7,125.41		
0730 Truckage.....	50.00	50.00	27.00		
0740 Chartering cars.....	150.00	150.00	145.00		
07 Total transportation of things.....	5,200.00	2,200.00	7,297.41		
09 0930 Advertising.....	20.00	20.00	11.85		
10 1040 Water.....	270.00	270.00	262.64		
13 1380 Special and miscellaneous expenses.....	500.00	500.00	501.76		



*Estimates of appropriations required for the service of the fiscal year ending June 30, 1928—Continued*

General object (title of appropriation), date of acts, references to Statutes at Large, or to Revised Statutes, and estimated amount required for each detailed object				Total amount to be appropriated under each head of appropriation	Amount appropriated for the fiscal year ending June 30, 1927
<i>United States Penitentiary, McNeil Island, Wash.—Continued.</i>					
	Estimated expenditures, 1928 appropriation	Estimated expenditures, 1927 appropriation	Expended and obligated, 1926		
<b>MISCELLANEOUS—continued</b>					
Equipment:					
3010 Furniture and fixtures.....	\$3,000.00	\$1,000.00	\$3,751.79		
3020 Scientific equipment.....	50.00	50.00	73.70		
3040 Livestock.....	1,000.00	1,000.00	872.46		
3050 Other equipment.....	8,000.00	44,447.00	5,603.76		
30 Total equipment.....	12,050.00	46,497.00	10,301.71		
32 Repairs and improvements to buildings.....	3,000.00	54,690.00			
Total.....	71,740.00	755,077.00	68,314.32		
<b>HOSPITAL</b>					
02 0210 Medical supplies.....	2,500.00	2,400.00	2,357.80		
Total.....	260,000.00	319,047.00	226,023.99		
<i>United States Penitentiary, McNeil Island, Wash.—Buildings—</i>					
For the construction of additional cell houses, <b>[\$100,000]</b> \$40,000, to remain available until expended, and to be expended so as to give the maximum amount of employment to the inmates of said penitentiary (act Apr. 29, 1926, vol. 44, p. 348).....				\$40,000.00	\$100,000.00
3210 Additional cell houses: Expenditures, 1928, \$40,000; 1927, \$100,000.					
For the construction of administration building, dining hall and kitchen, and power house, to remain available until expended, and to be expended so as to give the maximum amount of employment to the inmates of said penitentiary (submitted).....				103,000.00	
32 3211 Buildings: Expenditures, 1928, \$103,000. The above estimate is to provide for the construction of the following buildings:					
Administration building.....				\$35,000	
Dining hall and kitchen.....				30,000	
Power house.....				38,000	
Total.....				103,000	
<i>Federal Industrial Institution for Women, Alderson, W. Va.—</i>					
For the Federal Industrial Institution for Women at Alderson, West Virginia, including not to exceed <b>[\$70,000]</b> \$100,000 for salaries and wages of all officers and employees (act Apr. 29, 1926, vol. 44, p. 348).....				230,000.00	190,100.00
	Estimated expenditures, 1928 appropriation	Estimated expenditures, 1927 appropriation	Expended and obligated, 1926		
<b>Field service:</b>					
Salaries and wages—					
Salary range, \$5,200 to \$6,000; average, \$5,600—	Average—	Average—	Average—		
Superintendent.....	No. 1 Salary \$5,400	No. 1 Salary \$5,200	No. Salary		
Salary range, \$3,000 to \$3,600; average, \$3,300—					
Assistant superintendents.....	2 3,500	1 3,500			
Resident physician and psychiatrist.....	1 3,500	1 3,500			
Salary range, \$1,860 to \$2,400; average, \$2,100—					
Secretary.....	1 2,200	1 2,200			
Chief clerk.....	1 2,200	1 2,200			
Psychologist.....	1 2,200	1 2,200			
Head teacher.....	1 2,200				
Steward.....	1 2,200	1 2,200			
Dietitian.....	1 2,200	1 2,200			
Farm manager.....	1 2,200	1 2,200			
Parole officer.....	1 2,200	1 2,200			
Head nurse.....	1 2,200				
Engineer in charge.....	1 2,200	1 2,200			
Head farmer.....	1 2,000	1 2,000			
Salary range, \$1,500 to \$1,860; average, \$1,680—					
Wardens.....	11 1,726	7 1,736			
Mechanics.....	6 1,680	4 1,710			
Clerk-bookkeeper.....	1 1,620	1 1,620			
Receiving clerk.....	1 1,620				
Stenographer-typist.....	1 1,620	1 1,620			
Record clerk.....	1 1,620	1 1,620			
Storekeeper.....	1 1,800	1 1,800			
Guards.....	2 1,600	1 1,600			
Firemen.....	4 1,260	4 1,260			

## Estimates of appropriations required for the service of the fiscal year ending June 30, 1928—Continued

General object (title of appropriation), date of acts, references to Statutes at Large, or to Revised Statutes, and estimated amount required for each detailed object				Total amount to be appropriated under each head of appropriation	Amount appropriated for the fiscal year ending June 30, 1927
<b>Federal Industrial Institution for Women, Alderson, W. Va.—Continued.</b>					
	Estimated expenditures, 1928 appropriation	Estimated expenditures, 1927 appropriation	Expended and obligated, 1926		
Field service—Continued.					
Salaries and wages—Continued.					
Salary range, \$1,140 to \$1,500; average, \$1,320—	Average—	Average—	Average—		
Warders.....	No. Salary	No. Salary	No. Salary		
Farm hands.....	19 \$1,281	13½ \$1,261	.....		
	4 1,260	4 1,260	.....		
Total average number of employees.....	66	47½	.....		
Total salaries and wages, field service.....	114,865	80,978	.....		
Fees—					
Chaplain, dentist, medical and surgical, etc.....	4,675	3,287	.....		
Total personal services.....	119,540	84,265	.....		
Deduct allowances for subsistence, lodging, etc.....	19,540	14,570	.....		
Cash payment, salaries and wages.....	100,000	69,695	.....		
The difference between 1928 and 1927 is due to—					
Increase in force.....	\$30,105				
Increase in salaries.....	200				
Net increase.....	30,305				
01 Total salaries and wages, field service.....	100,000	69,695	.....		
Supplies and materials:					
0200 Stationery and office supplies.....	1,000	1,000	.....		
0205 Cleaning supplies.....	7,000	7,000	.....		
0210 Medical supplies.....	5,500	5,500	.....		
0230 Fuel, gasoline, etc.....	5,000	5,000	.....		
0240 Wearing apparel.....	11,000	10,000	.....		
0260 Provisions.....	30,000	25,000	.....		
0284 Miscellaneous supplies.....	19,200	7,605	.....		
02 Total supplies and materials.....	78,700	61,105	.....		
04 Repairs and upkeep of vehicles.....	2,000	1,000	.....		
Communication service:					
0500 Telegraph service.....	3,000	1,400	.....		
0510 Telephone service.....	3,000	1,800	.....		
0520 Postage.....	200	200	.....		
05 Total communication service.....	6,200	3,200	.....		
06 Travel.....	7,500	7,500	.....		
07 Transportation of things.....	7,500	7,500	.....		
10 Furnishing heat, power, etc.....	13,000	13,000	.....		
12 Repairs and alterations.....	10,500	10,500	.....		
22 Gratuities.....	1,500	1,400	.....		
3010 Furniture and furnishings.....	200	200	.....		
3015 Kitchen and dining room utensils.....	400	400	.....		
3016 Bedding, etc.....	100	100	.....		
3020 Educational equipment.....	2,400	2,400	.....		
3040 Livestock.....		12,000	.....		
3052 Fence equipment.....		100	.....		
30 Total equipment.....	3,100	15,200	.....		
Total.....	230,000	190,100	.....		
<b>United States Industrial Reformatory, Chillicothe, Ohio—</b>					
United States Industrial Reformatory, Chillicothe, Ohio: For the United States Industrial Reformatory at Chillicothe, Ohio, including not to exceed \$98,400 for salaries and wages of all officers and employees, and including not to exceed \$2,000 for the purchase of a motor-propelled passenger-carrying vehicle (act Apr. 29, 1926, vol. 44, p. 348).....				\$360,000.00	\$350,000.00

	Estimated expenditures, 1928 appropriation	Estimated expenditures, 1927 appropriation	Expended and obligated, 1926
Field service:			
Salaries and wages—	Average—	Average—	Average—
Salary range, \$5,200 to \$6,000; average, \$5,600—	No. Salary	No. Salary	No. Salary
Superintendent.....	1 \$5,400	1 \$5,200	★ \$4,725
Salary range, \$3,800 to \$5,000; average, \$4,400—			
Assistant superintendent.....	1 4,000	1 3,800	.....
Salary range, \$2,400 to \$3,000; average, \$2,700—			
Physician.....	1 3,000	1 2,500	.....
Superintendent of laundry.....	1 2,500	★ 2,500	.....
Salary range, \$1,800 to \$2,400; average, \$2,100—			
Chaplain.....	1 2,100	1 2,100	.....
Captains of the watch.....	2 2,100	3 2,100	.....
Parole officer.....	1 2,100	★ 2,100	.....
Chief clerk.....	1 1,800	1 1,800	.....
Farm manager.....	1 2,100	1 2,100	.....
Record clerk.....	1 2,100	★ 2,100	.....
Salary range, \$1,600 to \$2,040; average, \$1,800—			
Cook.....	1 1,920	★ 1,920	.....
Salvage foreman.....		1 1,680	★ 1,680

## Estimates of appropriations required for the service of the fiscal year ending June 30, 1928—Continued

General object (title of appropriation), date of acts, references to Statutes at Large, or to Revised Statutes, and estimated amount required for each detailed object				Total amount to be appropriated under each head of appropriation	Amount appropriated for the fiscal year ending June 30, 1927
<i>United States Industrial Reformatory, Chillicothe, Ohio—Continued.</i>					
	Estimated expenditures, 1928 appropriation	Estimated expenditures, 1927 appropriation	Expended and obligated, 1926		
Field service—Continued.					
Salaries and wages—Continued.					
Salary range, \$1,500 to \$1,860; average, \$1,680—	Average— No. Salary	Average— No. Salary	Average— No. Salary		
Receiving clerk.....	1 \$1,740	1 \$1,740	1 \$1,612		
Guards.....	33 1,740	26 1,740	1 1,500		
Superintendent of warehouses.....	1 1,500	1 1,500	1 1,500		
Foremen.....	3 1,500	2 1,500	1 1,500		
Stenographer.....	1 1,500	1 1,500	1 1,500		
Salary range, \$1,320 to \$1,680; average, \$1,500—					
Clerks.....	3 1,360	1 1,440	1 1,440		
Clerk-typist.....	1 1,440	1 1,440	1 1,440		
Stenographer-typist.....	1 1,440	1 1,320	1 1,320		
Packer.....	1 1,320	2 1,320	1 1,155		
Checkers.....	1 1,320	1 1,320	1 1,200		
Salary range, \$1,140 to \$1,500; average, \$1,320—					
Fire patrolman.....	1 1,440	1 1,440	1 1,200		
Warehouseman.....	1 1,200	1 1,200	1 1,000		
Washerman.....	1 1,260	1 1,260	1 1,000		
Firemen.....	2 1,260	1 1,260	1 1,000		
Salary range, \$900 to \$1,140; average, \$1,020—					
Unskilled laborers.....	4 1,065	4 1,065	4 912		
Fire patrolmen.....	4 1,065	4 1,065	4 912		
Forelady.....	1 1,020	1 1,020	1 900		
Salary range, \$780 to \$1,020; average, \$900—					
Unskilled laborer.....	5 804	3 804	1 900		
Ironer.....	1 720	1 720	1 720		
Salary range, \$600 to \$780; average, \$690—					
Ironer.....	1 720	1 720	1 720		
Total average number of employees.....	72 1/2	66 1/2	4 1/2		
Total salaries and wages, field service.....	122,400.00	108,810.00	7,361.18		
Deduct allowances for subsistence, lodging, etc.....	12,400.00	10,420.00	827.00		
01 Cash payment, salaries and wages.....	110,000.00	98,390.00	6,534.18		
The difference between 1928 and 1927 is due to—					
Increase in force.....	\$10,710				
Increase in salaries.....	900				
Total increase.....	11,610				
01 Total salaries and wages, field service.....	110,000.00	98,390.00	6,534.18		
Supplies and materials:					
0200 Office supplies.....	10,000.00	10,000.00	199.05		
0205 Cleaning supplies.....	1,500.00	1,000.00	194.04		
0210 Medical supplies.....	6,500.00	6,500.00	17.97		
0230 Coal, gas, and oils.....	12,000.00	11,300.00	633.95		
0240 Clothing, etc.....	28,000.00	26,000.00	550.56		
0250 Stock feed.....	8,000.00	8,000.00	24.96		
0260 Provisions.....	100,000.00	100,000.00	4,242.71		
0280 Electrical supplies.....	7,000.00	7,200.00	1,390.53		
0290 Miscellaneous.....	2,000.00	2,000.00	638.55		
02 Total supplies and materials.....	175,000.00	172,000.00	7,892.32		
Communication service:					
0510 Telephone service.....	200.00	200.00	12.46		
0520 Telegraph service.....	500.00	300.00	37.00		
05 Total communication service.....	700.00	500.00	49.46		
06 Travel.....	40,000.00	40,000.00	356.08		
10 Furnishing heat, light, power, etc.....	4,000.00	4,000.00	299.52		
13 Special and miscellaneous current expenses.....	5,000.00	5,000.00	473.55		
22 Gratuities.....	10,000.00	6,000.00	70.00		
30 Equipment.....	10,000.00	20,000.00	5,328.77		
32 Structures.....	5,300.00	4,110.00			
Total.....	360,000.00	350,000.00	21,003.83		

## National Training School for Boys, Washington, D. C.—

For the National Training School for Boys, Washington, District of Columbia, including not to exceed **[\$67,010]** \$75,000 for salaries and wages of all officers and employees (act Apr. 29, 1926, vol. 44, p. 348)

\$165,000.00

\$142,793.00

	Estimated expenditures, 1928 appropriation	Estimated expenditures, 1927 appropriation	Expended and obligated, 1926
Field service:			
Salaries and wages—	Average— No. Salary	Average— No. Salary	Average— No. Salary
Salary range, \$3,000 to \$3,600; average, \$3,300—			
Superintendent.....	1 \$3,400	1 \$3,400	1 \$3,397
Salary range, \$2,100 to \$2,700; average, \$2,400—			
Assistant superintendent.....	1 2,560	1 2,500	1 2,497
Chief clerk, secretary and treasurer.....	1 2,600	1 2,600	1 2,600
Salary range, \$1,680 to \$2,040; average, \$1,860—			
Teacher.....	1 1,960	1 1,860	1 1,860
Parole officer.....	1 1,740	1 1,680	1 1,680
Plumber.....	1 1,740	1 1,680	1 1,680
Nurse.....	1 1,680	1 1,680	1 1,680

## Estimates of appropriations required for the service of the fiscal year ending June 30, 1928—Continued

General object (title of appropriation), date of acts, references to Statutes at Large, or to Revised Statutes, and estimated amount required for each detailed object	Estimated expenditures, 1928 appropriation		Estimated expenditures, 1927 appropriation		Expended and obligated, 1926	Total amount to be appropriated under each head of appropriation	Amount appropriated for the fiscal year ending June 30, 1927
National Training School for Boys, Washington, D. C.—Continued.							
Field service—Continued.							
Salaries and wages—Continued.							
Salary range, \$1,320 to \$1,680; average, \$1,500—	Average—		Average—		Average—		
	No.	Salary	No.	Salary	No.	Salary	
Engineer.....	1	\$1,320	1	\$1,260	1	\$1,320	
Clerk.....	1	1,560	1	1,500	1	1,500	
Carpenter.....	1	1,560	1	1,500	1	1,500	
Blacksmith.....	1	1,560	1	1,500	1	1,500	
Farmer.....	1	1,560	1	1,500	1	1,500	
Baker.....	1	1,560	1	1,380	1	1,380	
Salary range, \$1,140 to \$1,500; average, \$1,320—							
Helper.....					1	1,356	
Teachers.....	15	1,440	12	1,380	11 <sup>1</sup> / <sub>2</sub>	1,381	
Shoemaker.....	1	1,440	1	1,380	1	1,380	
Physical director.....	1	1,440	1	1,380	1	1,380	
Tailor.....	1	1,440	1	1,380	1 <sup>1</sup> / <sub>2</sub>	1,340	
Matron.....	1	1,380	1	1,380	1	1,380	
Storekeeper and steward.....	1	1,440	1	1,380	1	1,380	
Cook.....	1	1,260	1	1,260	1	1,260	
Helper.....					1	1,440	
Helper.....					1	1,385	
Nurse.....	1	1,320	1	1,260	1	1,260	
Assistant teachers.....	7	1,320	6	1,260	4 <sup>1</sup> / <sub>2</sub>	1,277	
Skilled helpers.....	1	1,320	1	1,260	1 <sup>1</sup> / <sub>2</sub>	1,286	
Laundress and organist.....	1	1,320	1	1,320	1	1,320	
Assistant engineer.....	1	1,260	1	1,200	1	1,200	
Assistant clerk.....	1	1,260	1	1,200	1	1,200	
Dairyman.....	1	1,260	1	1,200	1	1,200	
Salary range, \$1,020 to \$1,260; average, \$1,140—							
Watchmen.....	10	1,140	8	1,140	7 <sup>1</sup> / <sub>2</sub>	1,155	
Assistant farmer.....	1	1,140	1	1,140	1	1,140	
Salary range, \$900 to \$1,140; average, \$1,020—							
Helper.....					1	932	
Assistant cook.....	1	1,080	1	960	1	960	
Attendant, officers' dining room.....	1	960	1	960	1	960	
Attendant, boys' dining room.....	1	960	1	960	1 <sup>1</sup> / <sub>2</sub>	962	
Salary range, \$780 to \$1,020; average, \$900—							
Seamstress.....	1	840	1	840	1	840	
Helpers.....	2	840	2	840	2 <sup>1</sup> / <sub>2</sub>	838	
Matrons.....	8	840	7	840	5 <sup>1</sup> / <sub>2</sub>	837	
Housemaid.....	1	840	1	840	1	840	
Total average number of employees.....	73		66		61 <sup>1</sup> / <sub>2</sub>		
Total salaries and wages, field service.....		97,400.00		86,140.00		81,552.33	
Deduct allowances for subsistence, lodging, etc.....		26,120.00		23,600.00		22,580.00	
Cash payment, salaries and wages.....		71,280.00		62,540.00		58,972.33	
The difference between 1927 and 1926 is due to temporary vacancies in force, \$3,567.67.							
Medical, surgical, dental, optical, X ray, veterinarian, etc., fees.....		3,720.00		4,470.00		3,675.00	
01 Total personal services.....		75,000.00		67,010.00		62,647.33	
Supplies and materials:							
0200 Stationery and office supplies.....		1,300.00		1,300.00		1,191.16	
0210 Medical and hospital supplies.....		1,600.00		1,450.00		1,341.39	
0220 Scientific and educational supplies.....		500.00		500.00		573.78	
0230 Fuel.....		11,400.00		10,000.00		10,060.16	
0240 Wearing apparel and sewing supplies.....		12,850.00		10,700.00		11,205.45	
0250 Forage and other supplies for animals.....		6,700.00		5,000.00		5,234.50	
0260 Provisions.....		32,000.00		27,283.00		27,387.72	
0280 Sundry supplies.....		5,750.00		4,500.00		4,022.01	
0290 Materials.....		1,600.00		1,500.00		1,476.40	
02 Total supplies and materials.....		73,700.00		62,233.00		62,492.57	
03 Subsistence and support of persons (service).....		25.00		25.00		10.20	
04 Subsistence and care of animals.....		15.00		15.00			
Communication service:							
0500 Telegraph service.....		24.00		24.00		24.79	
0510 Telephone service.....		225.00		225.00		192.34	
0520 Other communication service (post office box rent).....		16.00		16.00		16.00	
05 Total communication service.....		265.00		265.00		233.13	
06 Travel expenses.....		700.00		700.00		438.11	
07 Transportation of things (service).....		220.00		200.00		119.01	
10 Furnishing of heat, light, and power.....		4,000.00		3,500.00		3,457.77	
12 Repairs and alterations.....		3,700.00		2,150.00		1,026.80	
13 Special and miscellaneous current expenses.....		525.00		495.00		414.20	
Grants, subsidies, and contributions:							
2230 Gratuities.....		700.00		650.00		637.50	
2250 Burial expenses.....						50.00	
22 Total grants, subsidies, and contributions.....		700.00		650.00		687.50	
Equipment:							
3000 Passenger-carrying vehicles.....						900.00	
3010 Furniture, furnishings, and fixtures.....		4,000.00		3,500.00		3,050.48	
3020 Educational, scientific, and recreational.....		300.00		300.00		86.26	
3040 Livestock, etc.....						450.00	
3050 Other equipment.....		1,850.00		1,300.00		1,119.15	
30 Total equipment.....		6,150.00		5,550.00		5,155.89	
Total.....		165,000.00		142,793.00		136,682.51	
Less District of Columbia credits.....						40,825.52	
Net total.....		165,000.00		142,793.00		95,856.99	

*Estimates of appropriations required for the service of the fiscal year ending June 30, 1928—Continued*

General object (title of appropriation), date of acts, references to Statutes at Large, or to Revised Statutes, and estimated amount required for each detailed object				Total amount to be appropriated under each head of appropriation	Amount appropriated for the fiscal year ending June 30, 1927
<b>National Training School for Boys, Washington, D. C.—Buildings—</b> For the erection of a family building, to be of brick construction, to house 40 boys, to be immediately available (submitted)-----				\$75, 000. 00	
3211 Dwelling house: Expenditures—1928, \$75,000.					
<b>Probation System, United States Courts—</b> For salaries and actual expenses of probation officers, as provided by section 3 of the act entitled "An act to provide for the establishment of a probation system in the United States courts, except in the District of Columbia," approved March 4, 1925 (act Apr. 29, 1926, vol. 44, pp. 348-349)-----				50, 000. 00	\$50, 000. 00
	Estimated expenditures, 1928 appropriation	Estimated expenditures, 1927 appropriation	Expended and obligated, 1926		
<b>Field service:</b>					
Salaries and wages—	Average—	Average—	Average—		
Salary range, \$2,400 to \$3,000; average, \$2,700—	No. Salary	No. Salary	No. Salary		
Probation officers-----	15 \$2,400	15 \$2,400			
Total average number of employees-----	15	15			
01 Total salaries and wages, field service-----	36, 000	36, 000			
06 Travel expenses-----	14, 000	14, 000			
Total-----	50, 000	50, 000			
<b>Support of United States Prisoners—</b> Support of Prisoners: For support of United States prisoners, including necessary clothing and medical aid, discharge gratuities provided by law and transportation to place of conviction or place of bona fide residence in the United States, or such other place within the United States as may be authorized by the Attorney General; support of prisoners becoming insane during imprisonment, and who continue insane after expiration of sentence, who have no friends to whom they can be sent; shipping remains of deceased prisoners to their friends or relatives in the United States, and interment of deceased prisoners whose remains are unclaimed; expenses incurred in identifying and pursuing escaped prisoners and for rewards for their recapture; and not exceeding \$2,500 for repairs, betterments, and improvements of United States jails, including sidewalks (act Apr. 29, 1926, vol. 44, p. 349)-----				2, 300, 000. 00	1, 974, 000. 00
	Estimated expenditures, 1928 appropriation	Estimated expenditures, 1927 appropriation	Expended and obligated, 1926		
<b>Field service:</b>					
Salaries and wages—	Average—	Average—	Average—		
Salary range, \$2,700 to \$3,300; average, \$3,000—	No. Salary	No. Salary	No. Salary		
Jailer-----	1 \$2,800	1 \$2,800	1 \$2,800		
Salary range, \$1,500 to \$1,960; average, \$1,680—					
Physician-----	1 1,700	1 1,700	1 1,700		
Guards-----	4 1,834	4 1,834	4 1,834		
Matrons and cooks-----	2 1,813	2 1,813	2 1,813		
Salary range, \$1,320 to \$1,680; average, \$1,500—					
Guards-----	15 1,478	15 1,478	15 1,478		
Matrons and cooks-----	3 1,480	3 1,480	3 1,480		
Salary range, \$1,140 to \$1,500; average, \$1,320—					
Physicians-----	3 1,300	3 1,300	3 1,300		
Salary range, \$900 to \$1,140; average, \$1,020—					
Physician-----	1 960	1 960	1 960		
Matron and cook-----	1 1,140	1 1,140	1 1,140		
Salary range, \$600 to \$780; average, \$690—					
Physicians-----	4 630	4 630	4 630		
Guard-----	1 720	1 720	1 720		
Salary range, \$420 to \$600; average, \$510—					
Physicians-----	8 508	8 508	8 508		
Salary range, \$240 to \$420; average, \$330—					
Physicians-----	10 346	10 346	10 346		
Salary range, less than \$240—					
Physicians-----	5 159	5 159	5 159		
Total average number of employees-----	59	59	59		
Total salaries and wages, field service-----	59, 631. 00	59, 631. 00	59, 631. 00		
Miscellaneous fees and temporary services-----	125, 000. 00	125, 000. 00	115, 630. 33		
Temporary guard service-----	75, 000. 00	75, 000. 00	80, 751. 58		
01 Total personal services-----	259, 631. 00	259, 631. 00	256, 012. 91		

## Estimates of appropriations required for the service of the fiscal year ending June 30, 1928—Continued

General object (title of appropriation), date of acts, references to Statutes at Large, or to Revised Statutes, and estimated amount required for each detailed object				Total amount to be appropriated under each head of appropriation	Amount appropriated for the fiscal year ending June 30, 1927
<b>Support of United States Prisoners—Continued.</b>					
	Estimated expenditures, 1928 appropriation	Estimated expenditures, 1927 appropriation	Expended and obligated, 1926		
Supplies and materials:					
0200 Stationery and office supplies.....	\$145. 00	\$145. 00	\$38. 29		
0210 Medical and hospital supplies.....	20, 025. 00	20, 025. 00	24, 200. 93		
0220 Scientific and recreational supplies.....			2. 00		
0230 Fuel.....	11, 000. 00	11, 000. 00	10, 106. 50		
0240 Wearing apparel.....	12, 150. 00	12, 150. 00	13, 042. 46		
0260 Provisions.....	12, 350. 00	12, 350. 00	18, 140. 78		
0280 Sundry supplies.....	2, 725. 00	2, 725. 00	2, 825. 46		
0290 Materials (not specifically allocated).....	75. 00	75. 00			
02 Total supplies and materials.....	58, 470. 00	58, 470. 00	68, 356. 42		
03 Subsistence and support of persons.....	1, 887, 084. 00	1, 561, 084. 00	2, 134, 952. 31		
Communication service:					
0500 Telegraph.....	20. 00	20. 00	11. 47		
0510 Telephone.....	500. 00	500. 00	577. 00		
0520 Other communication service.....	5. 00	5. 00			
05 Total communication service.....	525. 00	525. 00	588. 47		
06 Travel expenses.....	35, 500. 00	35, 500. 00	6, 799. 62		
07 Transportation of things.....	700. 00	700. 00	445. 34		
08 Photographic job work.....	50. 00	50. 00			
10 Heat, light, power, etc.....	7, 500. 00	7, 500. 00	6, 919. 14		
11 Rent of buildings.....	8, 715. 00	8, 715. 00	7, 707. 28		
12 Repairs and alterations.....	125. 00	125. 00	342. 40		
13 Special and miscellaneous current expenses.....	3, 500. 00	3, 500. 00	5, 058. 44		
Grants, subsidies, and contributions:					
2230 Gratuities.....	35, 000. 00	35, 000. 00	36, 349. 80		
2250 Burial expenses.....	1, 500. 00	1, 500. 00	1, 457. 28		
22 Total grants, subsidies, and contributions.....	36, 500. 00	36, 500. 00	37, 806. 88		
Equipment:					
3010 Furniture, furnishings, and fixtures.....	1, 100. 00	1, 100. 00	349. 70		
3050 Other equipment.....	600. 00	600. 00	322. 09		
30 Total equipment.....	1, 700. 00	1, 700. 00	671. 79		
Total.....	2, 300, 000. 00	1, 974, 000	2, 525, 661. 00		
<b>Inspection of Prisons and Prisoners—</b>					
Inspection of prisons and prisoners: For the inspection of United States prisons and prisoners, including traveling expenses of the superintendent of prisons, assistant superintendents of prisons, and clerk to the superintendent of prisons when traveling on official business of any character, to be expended under the direction of the Attorney General (act Apr. 29, 1926, vol. 44, p. 349).....				\$12, 000. 00	\$10, 000. 00
	Estimated expenditures, 1928 appropriation	Estimated expenditures, 1927 appropriation	Expended and obligated, 1926		
Departmental service:					
Salaries and wages—	Average—	Average—	Average—		
Salary range, \$5,200 to \$6,000; average, \$5,600—	No. Salary	No. Salary	No. Salary		
Senior administrative officer.....			1 \$5, 200		
Salary range, \$3,800 to \$5,000; average, \$4,400—			1 3, 800		
Investigator.....			1 3, 600		
Salary range, \$3,300 to \$3,900; average, \$3,600—			1 3, 087		
Junior administrative officer.....			2 3, 087		
Salary range, \$3,000 to \$3,600; average, \$3,300—			3 12, 199. 75		
Investigators.....			3 12, 199. 75		
Total average number of employees.....			3 12, 199. 75		
01 Total salaries and wages, departmental service.....			3 12, 199. 75		
06 Travel expenses.....	\$12, 000. 00	\$10, 000. 00	8, 944. 06		
Total.....	12, 000. 00	10, 000. 00	21, 143. 78		
Total, penal institutions.....				5, 314, 500. 00	4, 948, 505. 00
Total, United States courts, including penal institutions.....				19, 454, 500. 00	17, 627, 505. 00
<b>Appropriations for 1927 not asked for 1928—</b>					
United States Penitentiary, Leavenworth, Kans., repairs to bridge across Missouri River.....			\$25, 000. 00		
United States Penitentiary, Atlanta, Ga., new boilers.....			200, 000. 00		
Jail and courthouse, Nome, Alaska.....			5, 000. 00		
Federal Industrial Institution for Women, construction.....			1, 509, 300. 00		
Total under Department of Justice.....				25, 895, 349. 50	25, 628, 707. 00

# ESTIMATES OF APPROPRIATIONS REQUIRED FOR THE SERVICE OF THE FISCAL YEAR ENDING JUNE 30, 1928

General object (title of appropriation), date of acts, references to Statutes at Large, or to Revised Statutes, and estimated amount required for each detailed object	Total amount to be appropriated under each head of appropriation	Amount appropriated for the fiscal year ending June 30, 1927																																																																																																																																																																																																												
<div>CHAPTER VII.—DEPARTMENT OF LABOR</div> <div>OFFICE OF THE SECRETARY</div> <div>Salaries, Office of Secretary of Labor— Salaries: Secretary of Labor, \$15,000; Assistant Secretary, Second Assistant Secretary, and other personal services in the District of Columbia in accordance with the classification act of 1923 <del>[\$171,900]</del> \$171,000; in all <del>[\$186,900]</del> \$186,000: <i>Provided</i>, That in expending appropriations or portions of appropriations contained in this act, for the payment for personal services in the District of Columbia in accordance with the classification act of 1923, the average of the salaries of the total number of persons under any grade in any bureau, office, or other appropriation unit shall not at any time exceed the average of the compensation rates specified for the grade by such act, and in grades in which only one position is allocated the salary of such position shall not exceed the average of the compensation rates for the grade except that in unusually meritorious cases of one position in a grade advances may be made to rates higher than the average of the compensation rates of the grade but not more often than once in any fiscal year and then only to the next higher rate: <i>Provided</i>, That this restriction shall not apply (1) to grades 1, 2, 3, and 4 of the clerical-mechanical service, or (2) to require the reduction in salary of any person whose compensation was fixed as of July 1, 1924, in accordance with the rules of section 6 of such act, (3) to require the reduction in salary of any person who is transferred from one position to another position in the same or different grade in the same or a different bureau, office, or other appropriation unit, or (4) to prevent the payment of a salary under any grade at a rate higher than the maximum rate of the grade when such higher rate is permitted by the classification act of 1923, and is specifically authorized by other law (<i>acts Mar. 4, 1913, vol. 27, p. 733, sec. 1; Apr. 29, 1926, vol. 44, p. 369</i>)-----</div>			\$186,000.00	\$186,900.00																																																																																																																																																																																																										
<table><thead><tr><th></th><th>Estimated expenditures, 1928 appropriation</th><th>Estimated expenditures, 1927 appropriation</th><th>Expended and obligated, 1926</th></tr></thead><tbody><tr><td>Departmental service:</td><td></td><td></td><td></td></tr><tr><td>Salaries—</td><td></td><td></td><td></td></tr><tr><td>Professional and scientific service—</td><td></td><td></td><td></td></tr><tr><td>Grade 3, \$3,000 to \$3,600; average, \$3,300—</td><td></td><td></td><td></td></tr><tr><td>Associate librarian</td><td>No. 1 Salary \$3,000</td><td>No. 1 Salary \$3,000</td><td>No. 1 Salary \$3,000</td></tr><tr><td>Grade 2, \$2,400 to \$3,000; average, \$2,700—</td><td></td><td></td><td></td></tr><tr><td>Assistant librarian</td><td>1 2,500</td><td>1 2,500</td><td>1 2,400</td></tr><tr><td>Grade 1, \$1,860 to \$2,400; average, \$2,111.42—</td><td></td><td></td><td></td></tr><tr><td>Junior librarians</td><td>2 1,960</td><td>2 1,960</td><td>2 1,880</td></tr><tr><td>Subprofessional service—</td><td></td><td></td><td></td></tr><tr><td>Grade 5, \$1,680 to \$2,040; average, \$1,860—</td><td></td><td></td><td></td></tr><tr><td>Library assistants</td><td>2 1,710</td><td>2 1,710</td><td>1½ 1,680</td></tr><tr><td>Grade 4, \$1,500 to \$1,860; average, \$1,680—</td><td></td><td></td><td></td></tr><tr><td>Junior library assistants</td><td>1 1,560</td><td>1 1,560</td><td>1½ 1,502</td></tr><tr><td>Grade 2, \$1,140 to \$1,500; average, \$1,320—</td><td></td><td></td><td></td></tr><tr><td>Minor library assistant</td><td>1 1,200</td><td>1 1,200</td><td>½ 1,140</td></tr><tr><td>Clerical, administrative, and fiscal service—</td><td></td><td></td><td></td></tr><tr><td>Grade 14, \$7,500 and over—</td><td></td><td></td><td></td></tr><tr><td>Secretary</td><td>1 15,000</td><td>1 15,000</td><td>1 15,000</td></tr><tr><td>Special executive officers</td><td>2 7,500</td><td>2 7,500</td><td>2 7,500</td></tr><tr><td>Grade 11, \$3,800 to \$5,000; average, \$4,400—</td><td></td><td></td><td></td></tr><tr><td>Administrative officer</td><td>1 4,200</td><td>1 4,200</td><td>1 4,025</td></tr><tr><td>Grade 9, \$3,000 to \$3,600; average, \$3,300—</td><td></td><td></td><td></td></tr><tr><td>Senior administrative assistants</td><td>5 3,040</td><td>5 3,040</td><td>5 3,025</td></tr><tr><td>Grade 7, \$2,400 to \$3,000; average, \$2,700—</td><td></td><td></td><td></td></tr><tr><td>Junior administrative assistants</td><td>3 2,500</td><td>3 2,500</td><td>3 2,475</td></tr><tr><td>Grade 6, \$2,100 to \$2,700; average, \$2,400—</td><td></td><td></td><td></td></tr><tr><td>Principal clerks</td><td>4 2,400</td><td>4 2,400</td><td>4 2,345</td></tr><tr><td>Principal clerk-stenographers</td><td>2 2,400</td><td>2 2,400</td><td>2 2,400</td></tr><tr><td>Grade 5, \$1,860 to \$2,400; average, \$2,111.42—</td><td></td><td></td><td></td></tr><tr><td>Senior clerks</td><td>4 2,100</td><td>4 2,100</td><td>4½ 2,026</td></tr><tr><td>Senior transportation-rate and traffic clerk</td><td>1 2,000</td><td>1 2,000</td><td>1 1,947</td></tr><tr><td>Senior clerk-stenographer</td><td>1 2,000</td><td>1 2,000</td><td>1 1,880</td></tr><tr><td>Grade 4, \$1,680 to \$2,040; average, \$1,860—</td><td></td><td></td><td></td></tr><tr><td>Clerks</td><td>5 1,788</td><td>5 1,788</td><td>4½ 1,795</td></tr><tr><td>Grade 3, \$1,500 to \$1,860; average, \$1,680—</td><td></td><td></td><td></td></tr><tr><td>Assistant clerks</td><td>11 1,653</td><td>11 1,653</td><td>9½ 1,700</td></tr><tr><td>Senior stenographers</td><td>1 1,560</td><td>1 1,560</td><td>1½ 1,637</td></tr><tr><td>Assistant clerk stenographers</td><td>3 1,680</td><td>3 1,680</td><td>2 1,740</td></tr><tr><td>Grade 2, \$1,320 to \$1,680; average, \$1,500—</td><td></td><td></td><td></td></tr><tr><td>Junior clerks</td><td>7 1,517</td><td>7 1,517</td><td>8½ 1,516</td></tr><tr><td>Senior typist</td><td>1 1,500</td><td>1 1,500</td><td>1 1,465</td></tr><tr><td>Junior stenographers</td><td>2 1,440</td><td>2 1,440</td><td>1 1,440</td></tr><tr><td>Junior clerk-typists</td><td>3 1,380</td><td>3 1,380</td><td>2½ 1,364</td></tr><tr><td>Junior clerk-stenographers</td><td>2 1,320</td><td>1 1,320</td><td>3 1,350</td></tr><tr><td>Junior operator</td><td>1 1,320</td><td>1 1,320</td><td>1 1,320</td></tr><tr><td>Grade 1, \$1,140 to \$1,500; average, \$1,320—</td><td></td><td></td><td></td></tr><tr><td>Underclerks</td><td>6 1,290</td><td>6 1,290</td><td>4½ 1,339</td></tr><tr><td>Underclerk-typists</td><td>2 1,200</td><td>2 1,200</td><td>4½ 1,220</td></tr><tr><td>Underoperators, office devices</td><td>4 1,200</td><td>4 1,200</td><td>3½ 1,165</td></tr></tbody></table>		Estimated expenditures, 1928 appropriation	Estimated expenditures, 1927 appropriation	Expended and obligated, 1926	Departmental service:				Salaries—				Professional and scientific service—				Grade 3, \$3,000 to \$3,600; average, \$3,300—				Associate librarian	No. 1 Salary \$3,000	No. 1 Salary \$3,000	No. 1 Salary \$3,000	Grade 2, \$2,400 to \$3,000; average, \$2,700—				Assistant librarian	1 2,500	1 2,500	1 2,400	Grade 1, \$1,860 to \$2,400; average, \$2,111.42—				Junior librarians	2 1,960	2 1,960	2 1,880	Subprofessional service—				Grade 5, \$1,680 to \$2,040; average, \$1,860—				Library assistants	2 1,710	2 1,710	1½ 1,680	Grade 4, \$1,500 to \$1,860; average, \$1,680—				Junior library assistants	1 1,560	1 1,560	1½ 1,502	Grade 2, \$1,140 to \$1,500; average, \$1,320—				Minor library assistant	1 1,200	1 1,200	½ 1,140	Clerical, administrative, and fiscal service—				Grade 14, \$7,500 and over—				Secretary	1 15,000	1 15,000	1 15,000	Special executive officers	2 7,500	2 7,500	2 7,500	Grade 11, \$3,800 to \$5,000; average, \$4,400—				Administrative officer	1 4,200	1 4,200	1 4,025	Grade 9, \$3,000 to \$3,600; average, \$3,300—				Senior administrative assistants	5 3,040	5 3,040	5 3,025	Grade 7, \$2,400 to \$3,000; average, \$2,700—				Junior administrative assistants	3 2,500	3 2,500	3 2,475	Grade 6, \$2,100 to \$2,700; average, \$2,400—				Principal clerks	4 2,400	4 2,400	4 2,345	Principal clerk-stenographers	2 2,400	2 2,400	2 2,400	Grade 5, \$1,860 to \$2,400; average, \$2,111.42—				Senior clerks	4 2,100	4 2,100	4½ 2,026	Senior transportation-rate and traffic clerk	1 2,000	1 2,000	1 1,947	Senior clerk-stenographer	1 2,000	1 2,000	1 1,880	Grade 4, \$1,680 to \$2,040; average, \$1,860—				Clerks	5 1,788	5 1,788	4½ 1,795	Grade 3, \$1,500 to \$1,860; average, \$1,680—				Assistant clerks	11 1,653	11 1,653	9½ 1,700	Senior stenographers	1 1,560	1 1,560	1½ 1,637	Assistant clerk stenographers	3 1,680	3 1,680	2 1,740	Grade 2, \$1,320 to \$1,680; average, \$1,500—				Junior clerks	7 1,517	7 1,517	8½ 1,516	Senior typist	1 1,500	1 1,500	1 1,465	Junior stenographers	2 1,440	2 1,440	1 1,440	Junior clerk-typists	3 1,380	3 1,380	2½ 1,364	Junior clerk-stenographers	2 1,320	1 1,320	3 1,350	Junior operator	1 1,320	1 1,320	1 1,320	Grade 1, \$1,140 to \$1,500; average, \$1,320—				Underclerks	6 1,290	6 1,290	4½ 1,339	Underclerk-typists	2 1,200	2 1,200	4½ 1,220	Underoperators, office devices	4 1,200	4 1,200	3½ 1,165		
	Estimated expenditures, 1928 appropriation	Estimated expenditures, 1927 appropriation	Expended and obligated, 1926																																																																																																																																																																																																											
Departmental service:																																																																																																																																																																																																														
Salaries—																																																																																																																																																																																																														
Professional and scientific service—																																																																																																																																																																																																														
Grade 3, \$3,000 to \$3,600; average, \$3,300—																																																																																																																																																																																																														
Associate librarian	No. 1 Salary \$3,000	No. 1 Salary \$3,000	No. 1 Salary \$3,000																																																																																																																																																																																																											
Grade 2, \$2,400 to \$3,000; average, \$2,700—																																																																																																																																																																																																														
Assistant librarian	1 2,500	1 2,500	1 2,400																																																																																																																																																																																																											
Grade 1, \$1,860 to \$2,400; average, \$2,111.42—																																																																																																																																																																																																														
Junior librarians	2 1,960	2 1,960	2 1,880																																																																																																																																																																																																											
Subprofessional service—																																																																																																																																																																																																														
Grade 5, \$1,680 to \$2,040; average, \$1,860—																																																																																																																																																																																																														
Library assistants	2 1,710	2 1,710	1½ 1,680																																																																																																																																																																																																											
Grade 4, \$1,500 to \$1,860; average, \$1,680—																																																																																																																																																																																																														
Junior library assistants	1 1,560	1 1,560	1½ 1,502																																																																																																																																																																																																											
Grade 2, \$1,140 to \$1,500; average, \$1,320—																																																																																																																																																																																																														
Minor library assistant	1 1,200	1 1,200	½ 1,140																																																																																																																																																																																																											
Clerical, administrative, and fiscal service—																																																																																																																																																																																																														
Grade 14, \$7,500 and over—																																																																																																																																																																																																														
Secretary	1 15,000	1 15,000	1 15,000																																																																																																																																																																																																											
Special executive officers	2 7,500	2 7,500	2 7,500																																																																																																																																																																																																											
Grade 11, \$3,800 to \$5,000; average, \$4,400—																																																																																																																																																																																																														
Administrative officer	1 4,200	1 4,200	1 4,025																																																																																																																																																																																																											
Grade 9, \$3,000 to \$3,600; average, \$3,300—																																																																																																																																																																																																														
Senior administrative assistants	5 3,040	5 3,040	5 3,025																																																																																																																																																																																																											
Grade 7, \$2,400 to \$3,000; average, \$2,700—																																																																																																																																																																																																														
Junior administrative assistants	3 2,500	3 2,500	3 2,475																																																																																																																																																																																																											
Grade 6, \$2,100 to \$2,700; average, \$2,400—																																																																																																																																																																																																														
Principal clerks	4 2,400	4 2,400	4 2,345																																																																																																																																																																																																											
Principal clerk-stenographers	2 2,400	2 2,400	2 2,400																																																																																																																																																																																																											
Grade 5, \$1,860 to \$2,400; average, \$2,111.42—																																																																																																																																																																																																														
Senior clerks	4 2,100	4 2,100	4½ 2,026																																																																																																																																																																																																											
Senior transportation-rate and traffic clerk	1 2,000	1 2,000	1 1,947																																																																																																																																																																																																											
Senior clerk-stenographer	1 2,000	1 2,000	1 1,880																																																																																																																																																																																																											
Grade 4, \$1,680 to \$2,040; average, \$1,860—																																																																																																																																																																																																														
Clerks	5 1,788	5 1,788	4½ 1,795																																																																																																																																																																																																											
Grade 3, \$1,500 to \$1,860; average, \$1,680—																																																																																																																																																																																																														
Assistant clerks	11 1,653	11 1,653	9½ 1,700																																																																																																																																																																																																											
Senior stenographers	1 1,560	1 1,560	1½ 1,637																																																																																																																																																																																																											
Assistant clerk stenographers	3 1,680	3 1,680	2 1,740																																																																																																																																																																																																											
Grade 2, \$1,320 to \$1,680; average, \$1,500—																																																																																																																																																																																																														
Junior clerks	7 1,517	7 1,517	8½ 1,516																																																																																																																																																																																																											
Senior typist	1 1,500	1 1,500	1 1,465																																																																																																																																																																																																											
Junior stenographers	2 1,440	2 1,440	1 1,440																																																																																																																																																																																																											
Junior clerk-typists	3 1,380	3 1,380	2½ 1,364																																																																																																																																																																																																											
Junior clerk-stenographers	2 1,320	1 1,320	3 1,350																																																																																																																																																																																																											
Junior operator	1 1,320	1 1,320	1 1,320																																																																																																																																																																																																											
Grade 1, \$1,140 to \$1,500; average, \$1,320—																																																																																																																																																																																																														
Underclerks	6 1,290	6 1,290	4½ 1,339																																																																																																																																																																																																											
Underclerk-typists	2 1,200	2 1,200	4½ 1,220																																																																																																																																																																																																											
Underoperators, office devices	4 1,200	4 1,200	3½ 1,165																																																																																																																																																																																																											

## Estimates of appropriations required for the service of the fiscal year ending June 30, 1928—Continued

General object (title of appropriation), date of acts, references to Statutes at Large, or to Revised Statutes, and estimated amount required for each detailed object					Total amount to be appropriated under each head of appropriation	Amount appropriated for the fiscal year ending June 30, 1927
<b>Salaries, Office of Secretary of Labor—Continued.</b>						
Departmental service—Continued. Salaries—Continued. Custodial— Grade 6, \$1,500 to \$1,860; average, \$1,680— Mechanic..... Grade 4, \$1,140 to \$1,500; average, \$1,320— Undermechanic..... Grade 3, \$1,020 to \$1,260; average, \$1,140— Minor mechanics..... Messengers..... Senior laborer..... Grade 2, \$900 to \$1,140; average, \$1,020— Assistant messenger..... Junior laborers..... Grade 1, \$600 to \$780; average, \$690— Junior messengers..... Total average number of employees..... Total salaries, departmental service..... The difference between 1927 and 1928 is due to decrease in salaries, \$900.						
		Estimated expenditures, 1928 appropriation	Estimated expenditures, 1927 appropriation	Expended and obligated, 1926		
		<i>Average—</i> <i>No. Salary</i>	<i>Average—</i> <i>No. Salary</i>	<i>Average—</i> <i>No. Salary</i>		
		1 \$1,560	1 \$1,560	1 \$1,505		
		1 1,500	1 1,500	1 1,500		
		4 1,140	4 1,140	4 1,109		
		3 1,160	3 1,160	3 1,128		
		1 1,080	1 1,080	1 1,055		
		1 960	1 960	1 915		
		1 1,020	1 1,020	1 924		
		4 623	4 623	4 617		
01		96 186,000	96 186,900	95 184,650		
<b>Salaries and Expenses, Commissioners of Conciliation—</b>						
Commissioners of conciliation: To enable the Secretary of Labor to exercise the authority vested in him by section 8 of the act creating the Department of Labor, and to appoint commissioners of conciliation, [for per diem in lieu of subsistence at not exceeding \$4] traveling expenses, and not to exceed \$14,140 for personal services in the District of Columbia, and telegraph and telephone service ( <i>acts Mar. 4, 1913, vol. 37, p. 738, sec. 8; July 16, 1914, vol. 38, p. 504, sec. 1; Feb. 27, 1925, vol. 43, p. 1048; Apr. 29, 1926, vol. 44, p. 369</i> )					\$210, 000. 00	\$234, 000. 00
Departmental service: Salaries— Clerical, administrative, and fiscal service— Grade 12, \$5,200 to \$6,000; average, \$5,600— Senior administrative officer..... Grade 8, \$2,700 to \$3,300; average, \$3,000— Administrative assistant (executive clerk)..... Grade 5, \$1,960 to \$2,400; average, \$2,100— Senior clerks..... Grade 4, \$1,680 to \$2,040; average, \$1,860— Clerk-stenographer..... Grade 3, \$1,500 to \$1,860; average, \$1,680— Stenographer..... Temporary employees..... Total average number of employees..... Total salaries, departmental service.....						
		<i>Average—</i> <i>No. Salary</i>	<i>Average—</i> <i>No. Salary</i>	<i>Average—</i> <i>No. Salary</i>		
		1 \$6,000	1 \$5,600	1 \$5,600		
		1 3,100	1 3,000	1 2,900		
		1 2,200	2 2,010			
		1 1,920		1 1,980		
				1 1,860		
		920	1,520			
		4 14,140	4 14,140	3 21,615		
Field service: Salaries and wages— Salary range, \$1,860 to \$2,400; average, \$2,100— Commissioners of conciliation..... Salary range, \$2,700 to \$3,300; average, \$3,000— Commissioners of conciliation..... Salary range, \$3,000 to \$3,600; average, \$3,300— Commissioners of conciliation..... Salary range, \$3,300 to \$3,900; average, \$3,600— Commissioners of conciliation..... Salary range, \$3,800 to \$5,000; average, \$4,400— Commissioners of conciliation..... Salary range, \$5,200 to \$6,000; average, \$5,600— Commissioners of conciliation..... Total average number of employees..... Total salaries and wages, field service..... The difference between 1928 and 1927 is due to— Decrease in force..... Increase in salaries..... Net decrease.....						
		3 2,101	1 2,008	3 2,053		
		4 2,764	3 2,920	3 2,915		
			3 3,285	3 3,285		
		17 3,650	17 3,650	10 3,650		
		17 4,097	18 4,097	18 4,156		
			1 5,475	1 5,475		
		41 149,058	43 161,894	38 134,806		
01		163,198	176,034	146,421		
02		100	100	5		
05		2,000	2,000	2,064		
06		44,002	55,186	30,316		
07		100	100			
08		500	500	404		
12		100	100	4		
		210,000	234,000	179,204		



*Estimates of appropriations required for the service of the fiscal year ending June 30, 1928—Continued*

General object (title of appropriation), date of acts, references to Statutes at Large, or to Revised Statutes, and estimated amount required for each detailed object				Total amount to be appropriated under each head of appropriation	Amount appropriated for the fiscal year ending June 30, 1927
<b>Contingent Expenses, Department of Labor—</b>					
For contingent and miscellaneous expenses of the offices and bureaus of the department, for which appropriations for contingent and miscellaneous expenses are not specifically made, including the purchase of stationery, furniture, and repairs to the same, carpets, matting, oilcloth, file cases, towels, ice, brooms, soap, sponges, laundry, street-car fares not exceeding \$200; lighting and heating; purchase, exchange, maintenance, and repair of motor cycles and motor trucks; purchase, exchange, maintenance, and repair of a motor-propelled passenger-carrying vehicle, to be used only for official purposes; freight and express charges; newspapers not exceeding \$275, for which payment may be made in advance; newspaper clippings not to exceed \$1,800; postage to foreign countries; telegraph and telephone service; typewriters, adding machines, and other labor-saving devices; purchase of law books, books of reference, and periodicals not exceeding \$2,750; \$3,250; in all, \$38,700; and in addition thereto such sum as may be necessary, not in excess of \$13,500, to facilitate the purchase, through the central purchasing office as provided in the act of June 17, 1910 (Thirty-sixth Statutes at Large, page 531), of certain supplies for the Immigration Service, shall be deducted from the appropriation "Expenses of regulating immigration" made for the fiscal year [1927] 1928 and added to the appropriation "Contingent expenses, Department of Labor," for that year; and the total sum thereof shall be and constitute the appropriation for contingent expenses for the Department of Labor, to be expended through the central purchasing office (Division of Publications and Supplies), Department of Labor (acts Mar. 4, 1913, vol. 37, p. 736; Apr. 29, 1926, vol. 44, p. 369)				\$38,700.00	\$38,700.00
<i>Provided, That expenditures from appropriations contained in this act for the maintenance, upkeep and repair, exclusive of garage rent, pay of operator, fuel and lubricants, on any one motor-propelled passenger-carrying vehicle used by the Department of Labor shall not exceed one-third of the market price of a new vehicle of the same make or class, and in any case not more than \$500.</i>					
	Estimated expenditures, 1928 appropriation	Estimated expenditures, 1927 appropriation	Expended and obligated, 1926		
Supplies and materials:					
0200 Stationery and office supplies.....	\$11,850.00	\$11,850.00	\$11,226.31		
0210 Medical and hospital supplies.....	250.00	250.00	239.58		
0220 Scientific and educational supplies.....	3,625.00	3,125.00	2,522.00		
0230 Gasoline and lubricants.....	750.00	750.00	800.85		
0280 Sundry supplies.....	500.00	500.00	422.92		
0290 Materials.....	1,000.00	1,000.00	920.54		
02 Total supplies and materials.....	17,975.00	17,475.00	16,132.20		
Communication service:					
0500 Telegraph service.....	300.00	300.00	25.00		
0501 Telephone service.....	4,400.00	4,400.00	4,112.03		
0521 Stamps and foreign exchange.....	2,000.00	2,000.00	1,579.49		
05 Total communication service.....	6,700.00	6,700.00	5,716.52		
Travel expenses:					
0601 Railway fares.....	100.00	100.00	16.96		
0610 Street-car tokens.....	200.00	200.00	5.00		
06 Total travel expenses.....	300.00	300.00	21.96		
07 Transportation of things.....	50.00	50.00	8.47		
08 Printing and binding.....	15.00	15.00			
Repairs and alterations:					
1200 Building materials.....	60.00	60.00	59.49		
1280 Repairs to equipment.....	100.00	100.00	93.09		
1250 Special and miscellaneous repairs and alterations.....	100.00	100.00	27.88		
12 Total repairs and alterations.....	260.00	260.00	180.46		
Special and miscellaneous expenses:					
1371 Press clippings.....	1,800.00	1,800.00	900.00		
1373 Laundry of towels, etc.....	130.00	130.00	126.32		
13 Total special and miscellaneous expenses.....	1,930.00	1,930.00	1,026.32		
Equipment:					
3002 Passenger-carrying vehicles.....	1,200.00	1,200.00	1,107.87		
3053 Motor vehicles.....	1,400.00	1,600.00	1,042.77		
3010 Furniture and fixtures.....	8,700.00	9,000.00	8,610.38		
3050 Other equipment.....	170.00	170.00	200.00		
30 Total equipment.....	11,470.00	11,970.00	10,961.02		
Total.....	38,700.00	38,700.00	34,046.95		
<b>Rent, Department of Labor—</b>					
For rent of buildings and parts of buildings in the District of Columbia for the use of the Department of Labor (acts Oct. 2, 1913, vol. 38, p. 225; Apr. 29, 1926, vol. 44, p. 369)				68,000.00	24,000.00
11 Rents: Expenditures—1928, \$68,000; 1927, \$24,000; 1926, \$24,000.					

## Estimates of appropriations required for the service of the fiscal year ending June 30, 1928—Continued

General object (title of appropriation), date of acts, references to Statutes at Large, or to Revised Statutes, and estimated amount required for each detailed object				Total amount to be appropriated under each head of appropriation	Amount appropriated for the fiscal year ending June 30, 1927
<b>Printing and Binding, Department of Labor—</b> For printing and binding for Department of Labor, including all its bureaus, offices, institutions, and services located in Washington, District of Columbia, and elsewhere ( <i>acts Mar. 28, 1922, vol. 42, p. 485; Apr. 29, 1926, vol. 44, p. 369</i> )				\$200,000.00	\$200,000.00
	Estimated expenditures, 1928 appropriation	Estimated expenditures, 1927 appropriation	Expended and obligated, 1926		
0800 Publications and binding.....	\$142,779.00	\$145,499.55	<sup>1</sup> \$100,461.67 <sup>2</sup> 85,507.33		
02011 Printed forms and letterheads.....	55,675.40	53,050.45	<sup>1</sup> 43,379.13 <sup>2</sup> 5,200.04		
02013 Envelopes and file folders.....	1,320.40	1,280.00	<sup>1</sup> 678.39 <sup>2</sup> 418.38		
02014 Tags.....	175.20	150.00	<sup>1</sup> 135.25		
02021 Binders.....	50.00	50.00	<sup>1</sup> 2,255.00		
Total.....	200,000.00	200,000.00	218,085.19		
<sup>1</sup> Expended. <sup>2</sup> Obligated.					
Total under office of the Secretary of Labor.....				702,700.00	683,600.00
BUREAU OF LABOR STATISTICS					
<b>Salaries, Bureau of Labor Statistics—</b> Salaries: For the commissioner and other personal services in the District of Columbia in accordance with the classification act of 1923 ( <i>acts Feb. 14, 1903, vol. 32, p. 825; Mar. 4, 1913, vol. 37, p. 736; Apr. 29, 1926, vol. 44, p. 370</i> )				220,000.00	220,000.00
	Estimated expenditures, 1928 appropriation	Estimated expenditures, 1927 appropriation	Expended and obligated, 1926		
Departmental service:					
Salaries—					
Professional and scientific service—					
Grade 6, \$6,000 to \$7,500; average, \$6,750—					
Chief economic analyst.....	<i>Average—</i> No. 1 Salary \$6,000	<i>Average—</i> No. 1 Salary \$6,000	<i>Average—</i> No. 1 Salary \$6,000		
Grade 5, \$5,200 to \$6,000; average, \$5,600—					
Senior economic analyst.....	1 5,200	1 5,200	1 5,200		
Grade 4, \$3,800 to \$5,000; average, \$4,400—					
Economic analyst.....	1 4,400	1 4,400	<sup>1</sup> 3,599		
Grade 3, \$3,000 to \$3,600; average, \$3,300—					
Associate economic analysts.....	4 3,000	4 3,000	4 <sup>1</sup> 2,965		
Associate attorney.....	1 3,000	1 3,000	1 3,000		
Grade 2, \$2,400 to \$3,000; average, \$2,700—					
Assistant economic analysts.....	5 2,560	5 2,560	5 <sup>1</sup> 2,502		
Assistant medical officer.....	1 2,500	1 2,500	1 2,393		
Grade 1, \$1,860 to \$2,400; average, \$2,111.42—					
Junior economic analysts.....	3 2,027	3 2,027	3 <sup>1</sup> 1,978		
Junior attorney.....	1 1,860		1 1,920		
Clerical, administrative, and fiscal service—					
Grade 7, \$2,400 to \$3,000; average, \$2,700—					
Junior administrative assistants.....	4 2,500	4 2,500	3 <sup>1</sup> 2,407		
Assistant business specialist.....	1 2,500	1 2,500	1 2,400		
Grade 6, \$2,100 to \$2,700; average, \$2,400—					
Principal clerks.....	3 2,500	3 2,500	3 2,500		
Grade 5, \$1,860 to \$2,400; average, \$2,111.42—					
Senior clerks.....	26 2,051	26 2,051	24 <sup>1</sup> 2,011		
Senior clerk, stenographer.....	1 2,000	1 2,000	1 1,907		
Grade 4, \$1,680 to \$2,040; average, \$1,860—					
Clerks.....	13 1,777	13 1,777	13 <sup>1</sup> 1,727		
Clerk, stenographers.....	2 1,920	2 1,920	2 1,909		
Grade 3, \$1,500 to \$1,860; average, \$1,680—					
Assistant clerks.....	18 1,610	18 1,633	14 <sup>1</sup> 1,608		
Assistant clerk, stenographers.....	4 1,650	4 1,650	3 <sup>1</sup> 1,626		
Grade 2, \$1,320 to \$1,680; average, \$1,500—					
Junior clerks.....	11 1,527	11 1,527	15 <sup>1</sup> 1,483		
Junior clerk, typist.....	1 1,320	1 1,320			
Junior clerk, stenographers.....	3 1,440	4 1,440	3 <sup>1</sup> 1,498		
Grade 1, \$1,140 to \$1,500; average, \$1,320—					
Underclerk.....	1 1,320	1 1,320	1 1,285		
Custodial service—					
Grade 3, \$1,020 to \$1,260; average, \$1,140.....	4 1,140	4 1,140	4 1,105		
01 Total number of employees.....	110	110	109 <sup>1</sup>		
Total salaries, departmental service.....	220,000	220,000	214,954		

*Estimates of appropriations required for the service of the fiscal year ending June 30, 1928—Continued*

General object (title of appropriation), date of acts, references to Statutes at Large, or to Revised Statutes, and estimated amount required for each detailed object	Total amount to be appropriated under each head of appropriation	Amount appropriated for the fiscal year ending June 30, 1927																																																																																																																																
<p><b>Miscellaneous Expenses, Bureau of Labor Statistics—</b> Traveling expenses [Per diem in lieu of subsistence not exceeding \$4,] of special agents and employees [and for their transportation]; experts and temporary assistance for field service outside of the District of Columbia, to be paid at the rate of not exceeding \$8 per day; personal services in the District of Columbia not to exceed \$29,500, including also temporary, statistical clerks, stenographers, and typewriters in the District of Columbia, to be selected from civil-service registers, the same person to be employed for not more than six consecutive months; traveling expenses of officers and employees, purchase of periodicals, documents, price quotations, and reports and materials for reports and bulletins of the Bureau of Labor Statistics (<i>acts Feb. 14, 1903, vol. 32, p. 825; Mar. 4, 1913, vol. 37, p. 736; Apr. 29, 1926, vol. 44, p. 370</i>) -----</p> <p>Appropriations herein made for the Bureau of Labor Statistics shall be available for expenses of attendance at meetings concerned with the work of said bureau when incurred on the written authority of the Secretary of Labor.</p>	\$80,000.00	\$74,000.00																																																																																																																																
<table><tr><th></th><th>Estimated expenditures, 1928 appropriation</th><th>Estimated expenditures, 1927 appropriation</th><th>Expended and obligated, 1926</th></tr><tr><td>Departmental service:</td><td></td><td></td><td></td></tr><tr><td>Salaries—</td><td></td><td></td><td></td></tr><tr><td>Professional and scientific service—</td><td></td><td></td><td></td></tr><tr><td>Grade 4, \$3,000 to \$5,000; average, \$4,400 —</td><td><i>Average—</i></td><td><i>Average—</i></td><td><i>Average—</i></td></tr><tr><td>Economic analyst.....</td><td>No. 1 Salary \$4,400</td><td>No. 1 Salary \$4,400</td><td>No. 1 Salary \$4,400</td></tr><tr><td>Grade 2, \$2,400 to \$3,000; average, \$2,700—</td><td></td><td></td><td></td></tr><tr><td>Assistant economic analyst.....</td><td>1 2,500</td><td>1 2,500</td><td>1 2,400</td></tr><tr><td>Clerical, administrative, and fiscal service—</td><td></td><td></td><td></td></tr><tr><td>Grade 7, \$2,400 to \$3,000; average, \$2,700—</td><td></td><td></td><td></td></tr><tr><td>Junior administrative assistant.....</td><td>1 2,800</td><td>1 2,800</td><td>1 2,800</td></tr><tr><td>Assistant business specialists.....</td><td>2 2,500</td><td>1½ 2,640</td><td>1½ 2,582</td></tr><tr><td>Grade 5, \$1,860 to \$2,400; average, \$2,111.42—</td><td></td><td></td><td></td></tr><tr><td>Senior clerks.....</td><td>4 2,025</td><td>3½ 2,040</td><td>3½ 2,094</td></tr><tr><td>Grade 4, \$1,680 to \$2,040; average, \$1,860—</td><td></td><td></td><td></td></tr><tr><td>Clerk.....</td><td></td><td>½ 1,680</td><td></td></tr><tr><td>Total number of employees.....</td><td>9</td><td>8½</td><td>8</td></tr><tr><td>Total salaries, departmental service.....</td><td>22,800.00</td><td>22,500.00</td><td>20,801.81</td></tr><tr><td>Temporary employees in District of Columbia.....</td><td>6,700.00</td><td>7,000.00</td><td>7,795.84</td></tr><tr><td>01 Total personal services.....</td><td>29,500.00</td><td>29,500.00</td><td>28,597.65</td></tr><tr><td>Supplies and materials:</td><td></td><td></td><td></td></tr><tr><td>02 Materials for reports and bulletins.....</td><td>3,000.00</td><td>3,000.00</td><td>2,680.00</td></tr><tr><td>0220 Periodicals, court reporters, etc.....</td><td>250.00</td><td>250.00</td><td></td></tr><tr><td>02 Total supplies and materials.....</td><td>3,250.00</td><td>3,250.00</td><td>2,680.00</td></tr><tr><td>Communication service:</td><td></td><td></td><td></td></tr><tr><td>0500 Telegraph service.....</td><td>450.00</td><td>450.00</td><td>291.58</td></tr><tr><td>0510 Telephone service.....</td><td>50.00</td><td>50.00</td><td>44.20</td></tr><tr><td>05 Total communication service.....</td><td>500.00</td><td>500.00</td><td>335.78</td></tr><tr><td>06 Per diem and travel expenses.....</td><td>46,720.00</td><td>40,720.00</td><td>36,928.90</td></tr><tr><td>08 Clerical assistance, stenographic, etc.....</td><td>20.00</td><td>20.00</td><td>31.08</td></tr><tr><td>12 Repairs and alterations.....</td><td>10.00</td><td>10.00</td><td></td></tr><tr><td>Total.....</td><td>80,000.00</td><td>74,000.00</td><td>68,573.41</td></tr></table>		Estimated expenditures, 1928 appropriation	Estimated expenditures, 1927 appropriation	Expended and obligated, 1926	Departmental service:				Salaries—				Professional and scientific service—				Grade 4, \$3,000 to \$5,000; average, \$4,400 —	<i>Average—</i>	<i>Average—</i>	<i>Average—</i>	Economic analyst.....	No. 1 Salary \$4,400	No. 1 Salary \$4,400	No. 1 Salary \$4,400	Grade 2, \$2,400 to \$3,000; average, \$2,700—				Assistant economic analyst.....	1 2,500	1 2,500	1 2,400	Clerical, administrative, and fiscal service—				Grade 7, \$2,400 to \$3,000; average, \$2,700—				Junior administrative assistant.....	1 2,800	1 2,800	1 2,800	Assistant business specialists.....	2 2,500	1½ 2,640	1½ 2,582	Grade 5, \$1,860 to \$2,400; average, \$2,111.42—				Senior clerks.....	4 2,025	3½ 2,040	3½ 2,094	Grade 4, \$1,680 to \$2,040; average, \$1,860—				Clerk.....		½ 1,680		Total number of employees.....	9	8½	8	Total salaries, departmental service.....	22,800.00	22,500.00	20,801.81	Temporary employees in District of Columbia.....	6,700.00	7,000.00	7,795.84	01 Total personal services.....	29,500.00	29,500.00	28,597.65	Supplies and materials:				02 Materials for reports and bulletins.....	3,000.00	3,000.00	2,680.00	0220 Periodicals, court reporters, etc.....	250.00	250.00		02 Total supplies and materials.....	3,250.00	3,250.00	2,680.00	Communication service:				0500 Telegraph service.....	450.00	450.00	291.58	0510 Telephone service.....	50.00	50.00	44.20	05 Total communication service.....	500.00	500.00	335.78	06 Per diem and travel expenses.....	46,720.00	40,720.00	36,928.90	08 Clerical assistance, stenographic, etc.....	20.00	20.00	31.08	12 Repairs and alterations.....	10.00	10.00		Total.....	80,000.00	74,000.00	68,573.41		
	Estimated expenditures, 1928 appropriation	Estimated expenditures, 1927 appropriation	Expended and obligated, 1926																																																																																																																															
Departmental service:																																																																																																																																		
Salaries—																																																																																																																																		
Professional and scientific service—																																																																																																																																		
Grade 4, \$3,000 to \$5,000; average, \$4,400 —	<i>Average—</i>	<i>Average—</i>	<i>Average—</i>																																																																																																																															
Economic analyst.....	No. 1 Salary \$4,400	No. 1 Salary \$4,400	No. 1 Salary \$4,400																																																																																																																															
Grade 2, \$2,400 to \$3,000; average, \$2,700—																																																																																																																																		
Assistant economic analyst.....	1 2,500	1 2,500	1 2,400																																																																																																																															
Clerical, administrative, and fiscal service—																																																																																																																																		
Grade 7, \$2,400 to \$3,000; average, \$2,700—																																																																																																																																		
Junior administrative assistant.....	1 2,800	1 2,800	1 2,800																																																																																																																															
Assistant business specialists.....	2 2,500	1½ 2,640	1½ 2,582																																																																																																																															
Grade 5, \$1,860 to \$2,400; average, \$2,111.42—																																																																																																																																		
Senior clerks.....	4 2,025	3½ 2,040	3½ 2,094																																																																																																																															
Grade 4, \$1,680 to \$2,040; average, \$1,860—																																																																																																																																		
Clerk.....		½ 1,680																																																																																																																																
Total number of employees.....	9	8½	8																																																																																																																															
Total salaries, departmental service.....	22,800.00	22,500.00	20,801.81																																																																																																																															
Temporary employees in District of Columbia.....	6,700.00	7,000.00	7,795.84																																																																																																																															
01 Total personal services.....	29,500.00	29,500.00	28,597.65																																																																																																																															
Supplies and materials:																																																																																																																																		
02 Materials for reports and bulletins.....	3,000.00	3,000.00	2,680.00																																																																																																																															
0220 Periodicals, court reporters, etc.....	250.00	250.00																																																																																																																																
02 Total supplies and materials.....	3,250.00	3,250.00	2,680.00																																																																																																																															
Communication service:																																																																																																																																		
0500 Telegraph service.....	450.00	450.00	291.58																																																																																																																															
0510 Telephone service.....	50.00	50.00	44.20																																																																																																																															
05 Total communication service.....	500.00	500.00	335.78																																																																																																																															
06 Per diem and travel expenses.....	46,720.00	40,720.00	36,928.90																																																																																																																															
08 Clerical assistance, stenographic, etc.....	20.00	20.00	31.08																																																																																																																															
12 Repairs and alterations.....	10.00	10.00																																																																																																																																
Total.....	80,000.00	74,000.00	68,573.41																																																																																																																															
Total under Bureau of Labor Statistics.....	300,000.00	294,000.00																																																																																																																																

*Estimates of appropriations required for the service of the fiscal year ending June 30, 1928—Continued*

General object (title of appropriation), date of acts, references to Statutes at Large, or to Revised Statutes, and estimated amount required for each detailed object				Total amount to be appropriated under each head of appropriation	Amount appropriated for the fiscal year ending June 30, 1927
<b>BUREAU OF IMMIGRATION</b>					
<b>Salaries, Bureau of Immigration—</b>					
Salaries: For the Commissioner General and other personal services in the District of Columbia in accordance with the classification act of 1923 (acts Apr. 17, 1917, vol. 40, p. 24; Jan. 5, 1923, vol. 42, p. 1127; May 28, 1924, vol. 43, p. 241; Apr. 29, 1926, vol. 44, p. 370) -----				\$91, 840. 00	\$91, 840. 00
	Estimated expenditures, 1928 appropriation	Estimated expenditures, 1927 appropriation	Expended and obligated, 1926		
Departmental service:					
Salaries—					
Professional and scientific service—	<i>Average—</i>	<i>Average—</i>	<i>Average—</i>		
Grade 3, \$3,000 to \$3,600; average, \$3,300—	No. 2 Salary \$3,000	No. 2 Salary \$3,000	No. 2 Salary \$3,000		
Associate attorneys -----					
Grade 2, \$2,400 to \$3,000; average, \$2,700—	1 2,500	1 2,500	1½ 2,423		
Assistant attorneys -----					
Clerical, administrative, and fiscal service—					
Grade 13, \$6,000 to \$7,500; average, \$6,750—					
Executive officer -----	1 6,500	1 6,500	1 6,500		
Grade 11, \$3,800 to \$5,000; average, \$4,400—					
Administrative officer -----	1 3,800	1 3,800	1 3,800		
Grade 7, \$2,400 to \$3,000; average, \$2,700—					
Junior administrative assistants -----	4 2,500	4 2,500	2½ 2,439		
Grade 5, \$1,860 to \$2,400; average, \$2,130—					
Senior clerks -----	3 2,106	3 2,106	2½ 2,091		
Senior clerk-stenographer -----	1 2,100	1 2,100	1 2,100		
Grade 4, \$1,680 to \$2,040; average, \$1,860—					
Clerks -----	3 1,780	3 1,780	2½ 1,780		
Grade 3, \$1,500 to \$1,860; average, \$1,680—					
Assistant clerks -----	9 1,600	9 1,600	9½ 1,595		
Senior stenographers -----	4 1,560	4 1,560	3½ 1,538		
Assistant clerk-stenographers -----	3 1,640	3 1,640	2½ 1,555		
Grade 2, \$1,320 to \$1,680; average, \$1,500—					
Junior clerks -----	5 1,416	5 1,416	8½ 1,380		
Junior stenographers -----	3 1,380	3 1,380	2½ 1,347		
Junior clerk-typists -----	3 1,360	3 1,360			
Grade 1, \$1,140 to \$1,500; average, \$1,320—					
Underclerks -----	5 1,236	5 1,236	6½ 1,200		
Junior typist -----			1½ 1,140		
Custodial service:					
Grade 3, \$1,020 to \$1,260; average, \$1,140—					
Messengers -----	2 1,200	2 1,200	2½ 1,134		
Total average number of employees -----	50	50	51½		
Total salaries, departmental service -----	91, 840	91, 840	91, 768		
<b>Expenses of Regulating Immigration—</b>					
Regulating immigration: For enforcement of the laws regulating immigration of aliens into the United States, including the contract-labor laws; cost of reports of decisions of the Federal courts, and digests thereof, for the use of the Commissioner General of Immigration; salaries and expenses of all officers, clerks, and employees appointed to enforce said laws, including not to exceed \$150,000 for personal services in the District of Columbia, together with persons authorized by law to be detailed for duty at Washington, District of Columbia; [per diem in lieu of subsistence when allowed pursuant to section 13 of the sundry civil appropriation act approved August 1, 1914,] <i>traveling expenses</i> ; enforcement of the provisions of the act of February 5, 1917, entitled "An act to regulate the immigration of aliens to and the residence of aliens in the United States," and acts amendatory thereof and in addition thereto; necessary supplies, including exchange of typewriting machines, alterations and repairs, and for all other expenses authorized by said act; preventing the unlawful entry of aliens into the United States, by the appointment of suitable officers to enforce the laws in relation thereto; expenses of returning to China all Chinese persons found to be unlawfully in the United States, including the cost of imprisonment and actual expenses of conveyance of Chinese persons to the frontier or seaboard for deportation; refunding of head tax, maintenance bills, and immigration fines upon presentation of evidence showing conclusively that collection was made through error of Government officers; all to be expended under the direction of the Secretary of Labor, [\$6,084,865] \$6,035,000: <i>Provided</i> , That \$1,500,000 of this amount shall be available only for coast and land border patrol: <i>Provided further</i> , That the purchase, exchange, use, maintenance, and operation of motor vehicles and allowances for horses, including motor vehicles and horses owned by immigration officers when used on official business required in the enforcement of the immigration and Chinese exclusion laws outside of the District of Columbia, may be contracted for and the cost thereof paid from the appropriation for the enforcement of those laws, under such terms and conditions as the Secretary of Labor may prescribe: <i>Provided further</i> , That not more than [\$175,000] \$150,000 of the sum appropriated herein may be expended in the purchase and maintenance of such motor vehicles, and of such sum of [\$175,000] \$150,000 not more than [\$150,000] \$125,000 shall be available for the purchase and maintenance of motor vehicles for coast and land border patrol (acts Apr. 17, 1917, vol. 40, p. 24; Jan. 5, 1923, vol. 42, p. 1127; May 28, 1924, vol. 43, p. 241; Apr. 29, 1926, vol. 44, p. 370) -----				6, 035, 000. 00	6, 084, 865. 00

*Estimates of appropriations required for the service of the fiscal year ending June 30, 1928—Continued*

General object (title of appropriation), date of acts, references to Statutes at Large, or to Revised Statutes, and estimated amount required for each detailed object	Total amount to be appropriated under each head of appropriation		Amount appropriated for the fiscal year ending June 30, 1927
<i>Expenses of Regulating Immigration—Continued.</i>			
	Estimated expenditures, 1928 appropriation	Estimated expenditures, 1927 appropriation	Expended and obligated, 1926
Departmental service—			
Salaries—			
Professional and scientific service—	<i>Average—</i>	<i>Average—</i>	<i>Average—</i>
Grade 4, \$3,800 to \$5,000; average, \$4,400—	No. Salary	No. Salary	No. Salary
Attorney	1 \$4,600	1 \$4,600	1½ \$4,621
Grade 3, \$3,000 to \$3,600; average, \$3,300—			
Associate attorney	1 3,000	1 3,000	1½ 3,000
Clerical, administrative, and fiscal service—			
Grade 11, \$3,800 to \$5,000; average, \$4,400—			
Administrative officer	1 5,000	1 5,000	1 5,000
Grade 10, \$3,300 to \$3,900; average, \$3,600—			
Junior administrative officer	1 3,500	1 3,500	½ 3,387
Grade 9, \$3,000 to \$3,600; average, \$3,300—			
Senior administrative assistants	3 3,300	3 3,300	2½ 3,206
Grade 7, \$2,400 to \$3,000; average, \$2,700—			
Junior administrative assistants	2 2,500	2 2,500	3 2,430
Grade 6, \$2,100 to \$2,700; average, \$2,400—			
Principal clerks	3 2,400	3 2,400	2 2,408
Grade 5, \$1,860 to \$2,400; average, \$2,130—			
Senior clerks	2 2,100	2 2,100	2½ 1,893
Senior clerk-stenographer	1 1,860	1 1,860	½ 1,860
Grade 4, \$1,680 to \$2,040; average, \$1,860—			
Clerk	1 1,680	1 1,680	½ 1,680
Grade 3, \$1,500 to \$1,860; average, \$1,680—			
Assistant clerks	6 1,560	6 1,560	4½ 1,532
Senior stenographers	4 1,575	4 1,575	4½ 1,551
Assistant clerk-stenographers	11 1,533	11 1,533	5½ 1,564
Grade 2, \$1,320 to \$1,680; average, \$1,500—			
Junior clerks	10 1,392	10 1,392	9½ 1,363
Junior stenographers	15 1,328	15 1,328	11½ 1,338
Junior clerk-typists	3 1,380	3 1,380	4½ 1,338
Junior clerk-stenographers	3 1,360	3 1,360	6½ 1,380
Senior typists			1½ 1,320
Grade 1, \$1,140 to \$1,500; average, \$1,320—			
Underclerks	7 1,200	7 1,200	5½ 1,206
Junior typists	15 1,168	15 1,168	9 1,162
Custodial services—			
Grade 3, \$1,020 to \$1,260; average, \$1,140—			
Messengers	3 1,060	3 1,060	2½ 1,030
Total average number of employees	93	93	79½
Total salaries, departmental service	150,000	149,623	131,078
Field service:			
Salaries and wages—			
Salary range, \$6,000 to \$7,500; average, \$6,750—			
Commissioner of immigration	1 6,500	1 6,500	1 6,500
Salary range, \$3,800 to \$5,000; average, \$4,400—			
Commissioners of immigration	8 4,600	8 4,600	8 4,600
District directors of immigration	11 4,272	11 4,272	7½ 3,850
Assistant commissioners of immigration	4 4,325	4 4,325	4 4,275
Supervisors	4 4,250	4 4,250	1½ 4,200
Inspector in charge	1 3,800	1 3,800	
Salary range, \$3,300 to \$3,900; average, \$3,600—			
Immigrant inspectors	1 3,500	1 3,500	1½ 3,638
Salary range, \$3,000 to \$3,600; average, \$3,300—			
District directors of immigration	14 3,250	14 3,250	6½ 3,230
Assistant district directors of immigration	12 3,333	12 3,333	
Assistant commissioners of immigration	5 3,400	5 3,400	3 3,333
Supervisor			1 3,416
Inspectors in charge	46 3,195	46 3,195	17½ 3,146
Superintendent	1 3,500	1 3,500	1 3,500
Plant engineer	1 3,000	1 3,000	1 3,000
Salary range, \$2,700 to \$3,300; average, \$3,000—			
Assistant superintendents	2 3,000	2 3,000	½ 3,000
Salary range, \$2,400 to \$3,000; average, \$2,700—			
District directors of immigration			10 2,780
Assistant district directors of immigration			11½ 2,769
Assistant commissioners of immigration			1½ 2,751
Inspectors in charge	22 2,668	22 2,668	45 2,163
Immigrant inspectors	140 2,505	140 2,505	138½ 2,479
Chief patrol inspectors	28 2,473	28 2,473	24½ 2,453
Salary range, \$2,100 to \$2,700; average, \$2,400—			
Inspectors in charge			3 2,266
Assistant inspectors in charge	1 2,500	1 2,500	2 2,450
Pilots	6 2,590	6 2,590	6 2,590
Engineers	11 2,314	11 2,314	10 2,351
Salary range, \$1,860 to \$2,400; average, \$2,100—			
Immigrant inspectors	592 2,127	592 2,127	524½ 2,083
Chief patrol inspectors			4½ 2,182
Senior patrol inspectors	120 1,920	120 1,920	4½ 1,920
Clerks	34 2,030	34 2,030	37 2,030
Interpreters	17 1,918	17 1,918	17½ 1,918
Draftsman			1 2,220
Salary range, \$1,680 to \$2,040; average, \$1,860—			
Patrol inspectors	485 1,730	485 1,730	486½ 1,727
Motor mechanics	6 1,750	6 1,750	1½ 1,732
Engineers	11 1,880	11 1,880	11½ 1,852
Wiremen	3 1,760	3 1,760	3 1,760
Tile setter	1 1,800	1 1,800	1 1,800
Dynamo tenders	5 1,760	5 1,760	5 1,760
Machinist	1 1,880	1 1,880	1 1,880

*Estimates of appropriations required for the service of the fiscal year ending June 30, 1928—Continued*

General object (title of appropriation), date of acts, references to Statutes at Large, or to Revised Statutes, and estimated amount required for each detailed object					Total amount to be appropriated under each head of appropriation	Amount appropriated for the fiscal year ending June 30, 1927
<i>Expenses of Regulating Immigration—Continued.</i>						
		Estimated expenditures, 1928 appropriation	Estimated expenditures, 1927 appropriation	Expended and obligated, 1926		
Field service—Continued.						
Salaries and wages—Continued.						
Salary range, \$1,500 to \$1,860; average, \$1,680—	Average—		Average—	Average—		
	No. Salary	No. Salary	No. Salary			
Clerks.....	187 \$1,607	187 \$1,607	178½ \$1,607			
Interpreters.....	42 1,675	42 1,675	40½ 1,675			
Firemen.....	29 1,738	29 1,738	28½ 1,738			
Guards.....	10 1,554	10 1,554	10 1,554			
Painters.....	2 1,660	2 1,660	2 1,650			
General mechanics.....	3 1,620	3 1,620	3 1,620			
Carpenters.....	6 1,740	6 1,740	5½ 1,740			
Plumbers.....	3 1,693	3 1,693	3 1,693			
Salary range, \$1,320 to \$1,680; average, \$1,500—						
Clerks.....	24 1,440	24 1,440	23½ 1,440			
Firemen.....	5 1,440	5 1,440	5 1,440			
Deckhands.....	21 1,635	21 1,635	20½ 1,635			
Carpenter's helper.....	1 1,440	1 1,440	1 1,440			
Gardeners.....	2 1,440	2 1,440	2 1,440			
Laundrymen.....	3 1,420	3 1,420	3 1,420			
Salary range, \$1,140 to \$1,500; average, \$1,320—						
Interpreters.....	3 1,300	3 1,300	3½ 1,337			
Clerks.....	164 1,412	164 1,412	121½ 1,412			
Guards.....	182 1,386	182 1,386	173½ 1,369			
Matrons.....	32 1,430	32 1,430	31½ 1,414			
Laborers.....	92 1,218	92 1,218	90½ 1,218			
Telephone operators.....	3 1,440	3 1,440	3 1,440			
Janitors.....	10 1,209	10 1,209	9½ 1,209			
Salary range, \$1,020 to \$1,260; average, \$1,140—						
Charwomen.....	19 1,096	19 1,096	19½ 1,096			
Salary range, \$900 to \$1,140; average, \$1,020—						
Janitors.....	3 1,020	3 1,020	4 1,035			
Charwoman.....	1 960	1 960	1 960			
Telephone operator.....	1 960	1 960	1 960			
Laborer.....	1 900	1 900	1 900			
Engineer.....	1 1,020	1 1,020	1 990			
Salary range, \$600 to \$780; average, \$690—						
Janitors.....	2 600	2 600	2 600			
Salary range, \$240 to \$420; average, \$330—						
Immigrant inspectors (excepted).....	53 248	53 248	47½ 299			
Clerk.....	1 300	1 300	½ 300			
Guard.....	1 300	1 300	1 300			
Janitors.....	7 274	7 274	6 370			
Charwomen.....	3 280	3 280	4 285			
Salary range, \$50 to \$200; average, \$125—						
Immigrant inspectors.....	16 140	16 140	13½ 142			
Janitors.....	3 130	3 130	3 70			
Charwoman.....	1 72	1 72	1 72			
Total average number of employees.....	2,531	2,531	2,241½			
Total salaries and wages, field service.....	4,650,420	4,650,420	4,018,091			
Temporary emergency employment.....	5,000	5,000	17,419			
Total salaries and wages, field service.....	4,655,420	4,655,420	4,035,510			
Deduct allowances for subsistence, lodging, etc.....	1,740	1,740				
Cash payment, salaries and wages.....	4,653,680	4,653,680	4,035,510			
01 Total personal services.....	4,813,680	4,803,303	4,166,588			
Supplies and materials:						
0200 Station and office supplies.....	10,000.00	10,000.00	13,183.29			
0204 Photographic supplies.....	600.00	600.00	985.67			
0205 Cleaning and toilet supplies.....	7,000.00	7,000.00	7,202.04			
0210 Medical and hospital supplies.....	2,000.00	2,000.00	2,033.38			
0220 Scientific and educational supplies.....	400.00	400.00	414.05			
0230 Coal, wood, and other solids.....	90,000.00	90,000.00	93,294.74			
0233 Petroleum and oils.....	10,000.00	10,000.00	10,114.69			
0236 Fuel for automobiles.....	40,000.00	40,000.00	30,377.85			
0237 Fuel for launches.....	10,000.00	10,000.00	10,155.43			
0240 Wearing apparel and sewing supplies.....	2,000.00	2,000.00	2,121.85			
0250 Provisions.....	3,000.00	3,000.00	3,996.90			
0282 Mechanics', engineers', and electricians' supplies.....	10,000.00	10,000.00	12,321.79			
0284 Miscellaneous supplies.....	5,000.00	5,000.00	5,360.32			
0292 Paints and painters' supplies.....	1,000.00	1,000.00	1,350.64			
02 Total supplies and materials.....	191,000.00	191,000.00	192,912.64			
03 Detention and maintenance of aliens.....	200,000.00	255,000.00	263,634.55			
04 Storage and care of motor vehicles.....	3,000.00	3,000.00	2,954.55			

*Estimates of appropriations required for the service of the fiscal year ending June 30, 1928—Continued*

General object (title of appropriation), date of acts, references to Statutes at Large, or to Revised Statutes, and estimated amount required for each detailed object				Total amount to be appropriated under each head of appropriation	Amount appropriated for the fiscal year ending June 30, 1927
<i>Expenses of Regulating Immigration—Continued.</i>					
		Estimated expenditures, 1928 appropriation	Estimated expenditures, 1927 appropriation	Expended and obligated, 1926	
Communication service:					
0500	Telegraph service .....	\$12,000.00	\$12,000.00	\$12,366.75	
0510	Telephone service .....	29,000.00	29,000.00	29,265.72	
0520	Other communication service .....	1,000.00	1,000.00	975.76	
05	Total communication service .....	42,000.00	42,000.00	42,638.23	
Travel expenses:					
0600	Commercial transportation, rail and water .....	488,320.00	543,362.00	547,928.82	
0630	Per diem in lieu of subsistence .....	90,000.00	90,000.00	65,678.00	
0640	Furnishing food and lodging while in travel status .....	25,000.00	25,000.00	26,517.07	
0670	Charter of vessels (rental and hire) .....	15,000.00	15,000.00	16,031.86	
0690	Travel expenses (miscellaneous) .....	20,000.00	20,000.00	23,274.15	
0691	Passports for aliens .....	2,000.00	2,000.00	2,296.08	
06	Total travel expenses .....	640,320.00	695,362.00	681,725.98	
07	Transportation of things (service) .....	7,500.00	7,500.00	7,887.35	
08	Photographing and prints .....	7,000.00	7,000.00	7,319.62	
09	Advertisement for bids .....	300.00	300.00	322.89	
Furnishing of light, power, and water:					
1010	Light and power .....	5,000.00	5,000.00	5,217.48	
1040	Water .....	20,000.00	20,000.00	20,549.34	
10	Total light, power, and water .....	25,000.00	25,000.00	25,766.82	
Rents:					
1100	Rent of buildings and structures .....	80,000.00	80,000.00	72,989.32	
1112	Rent of motor equipment (privately owned automobiles) .....	15,000.00	15,000.00	40,578.16	
1113	Rent of animals (horse maintenance) .....	7,000.00	7,000.00	5,430.00	
1115	Rent of miscellaneous equipment .....	1,500.00	1,500.00	1,812.78	
11	Total rents .....	103,500.00	103,500.00	120,810.26	
Repairs and alterations:					
1200	Repairs to buildings .....	5,000.00	5,000.00	55,438.58	
1250	Repairs to machinery .....	3,000.00	3,000.00	3,983.84	
1251	Repairs to typewriters .....	1,000.00	1,200.00	1,378.33	
1282	Repairs to automobiles .....	35,000.00	35,000.00	26,042.24	
1283	Repairs to office equipment and special and miscellaneous repairs .....	5,000.00	5,000.00	8,091.96	
1285	Repairs to boats .....	2,000.00	2,000.00	2,699.12	
12	Total repairs and alterations .....	51,000.00	51,200.00	97,630.07	
Special and miscellaneous current expenses:					
1373	Laundry and towel service .....	3,000.00	3,000.00	3,266.04	
1380	Special and miscellaneous expenses .....	5,000.00	5,000.00	5,610.28	
13	Total special and miscellaneous expenses .....	8,000.00	8,000.00	8,876.32	
22	Burial of aliens .....	200.00	300.00	236.47	
Equipment:					
3000	Passenger-carrying vehicles .....	60,000.00	60,000.00	74,726.51	
3010	Furniture, furnishings, and fixtures .....	20,000.00	20,000.00	25,850.22	
3050	Other equipment .....	8,000.00	8,000.00	11,929.58	
3059	Special and miscellaneous equipment .....	1,500.00	1,500.00	1,724.09	
30	Total equipment .....	89,500.00	89,500.00	114,230.40	
Refunds:					
5300	Refunds of fines .....	2,000.00	2,000.00	310.00	
5314	Refunds of head tax .....	1,000.00	1,000.00	1,246.00	
53	Total refunds .....	3,000.00	3,000.00	1,556.00	
Total .....					
Total .....		6,185,000.00	6,284,865.00	5,735,090.15	
Less refunds from steamship companies and other sources .....		150,000.00	200,000.00	210,247.78	
Net total .....		6,035,000.00	6,084,865.00	5,524,842.37	

## Estimates of appropriations required for the service of the fiscal year ending June 30, 1928—Continued

General object (title of appropriation), date of acts, references to Statutes at Large, or to Revised Statutes, and estimated amount required for each detailed object				Total amount to be appropriated under each head of appropriation	Amount appropriated for the fiscal year ending June 30, 1927
<b>Immigration Stations—</b> For remodeling, repairing (including repairs to the ferryboat Ellis Island), renovating buildings, and purchase of equipment ( <i>acts Jan. 5, 1923, vol. 42, p. 1128; Feb. 27, 1925, vol. 43, p. 1050; Apr. 29, 1926, vol. 44, p. 370</i> )				\$50,000.00	\$50,000.00
	Estimated expenditures, 1928 appropriation	Estimated expenditures, 1927 appropriation	Expended and obligated, 1926		
Supplies and materials:					
0282 Mechanics', engineers', and electrical supplies.	\$500.00	\$500.00	\$762.81		
0294 Lumber	500.00	500.00			
0296 Paints, varnishes, etc.	1,000.00	1,000.00	684.36		
02 Total supplies and materials	2,000.00	2,000.00	1,447.17		
Repairs and alterations:					
1200 Repairs to buildings	30,000.00	25,000.00	7,613.41		
1240 Repairs to pier			9,950.00		
1250 Repairs to fences			200.00		
1280 Repairs to machinery and equipment	4,500.00	4,500.00	5,976.28		
1285 Repairs to ferryboat "Ellis Island"	10,000.00	15,000.00	13,835.05		
1290 Repairs to crematory			988.00		
12 Total repairs and alterations	44,500.00	44,500.00	38,562.74		
Equipment:					
3010 Furniture, furnishings, and fixtures	1,000.00	1,000.00	900.00		
3051 Renewal of steam mains, etc.	1,500.00	1,500.00	16,928.00		
3054 Fire-fighting equipment	500.00	500.00	625.50		
3052 Kitchen equipment	500.00	500.00	1,314.90		
3059 Flag and flagpole			470.00		
30 Total equipment	3,500.00	3,500.00	20,238.40		
Structures and parts, etc.:					
3210 Construction of vault			4,525.00		
3216 Construction of landing platforms			1,356.00		
3217 Construction of wire fence			1,685.00		
32 Total structures and parts, etc.			7,566.00		
Total	50,000.00	50,000.00	67,814.31		
Total under Bureau of Immigration				6,176,840.00	6,226,705.00
BUREAU OF NATURALIZATION					
<b>Salaries, Bureau of Naturalization—</b> Salaries: For the commissioner and other personal services in the District of Columbia, in accordance with the classification act of 1923 ( <i>acts June 29, 1906, vol. 34, p. 596; Mar. 4, 1907, vol. 34, p. 1329; Mar. 4, 1911, vol. 36, p. 1230; Mar. 4, 1913, vol. 37, p. 737; Apr. 29, 1926, vol. 44, p. 371</i> )				98,000.00	98,000.00
	Estimated expenditures, 1928 appropriation	Estimated expenditures, 1927 appropriation	Expended and obligated, 1926		
Departmental service:					
Salaries					
Professional and scientific service—	Average—	Average—	Average—		
Grade 6, \$6,000 to \$7,500; average, \$6,750—	No. 1 Salary \$6,000	No. 1 Salary \$6,000	No. 1 Salary \$6,000		
Commissioner	1 5,200	1 5,200	1 5,200		
Deputy commissioner					
Clerical, administrative, and fiscal service—					
Grade 5, \$1,860 to \$2,400; average, \$2,111—					
Senior clerk-stenographer	1 2,100	1 2,100	1 2,100		
Senior clerks	5 2,052	3 2,100	4 2,064		
Grade 4, \$1,680 to \$2,040; average, \$1,860—					
Clerk-stenographers	7 1,834	6 1,825	5 1,824		
Clerks	4 1,815	4 1,875	3 1,906		
Grade 3, \$1,500 to \$1,860; average, \$1,680—					
Assistant clerk-stenographers	6 1,620	10 1,662	6 1,662		
Assistant clerks	9 1,700	9 1,780	10 1,780		
Grade 2, \$1,320 to \$1,680; average, \$1,500—					
Junior clerk-stenographers		2 1,560	1 1,560		
Junior clerks	10 1,488	6 1,580	6 1,578		
Junior clerk-typists	2 1,320		1 1,320		
Grade 1, \$1,140 to \$1,500; average, \$1,320—					
Under clerk-typists	4 1,350	5 1,400	6 1,365		
Underclerk		1 1,380	1 1,152		
Custodial service—					
Grade 3, \$1,020 to \$1,260; average, \$1,140—					
Messengers	5 1,140	5 1,140	4 1,140		
Grade 1, \$600 to \$780; average, \$690—					
Junior messenger	1 660	1 630	1 645		
01 Total average number of employees	56	55	55		
Total salaries, departmental service	98,000	98,000	97,216		



*Estimates of appropriations required for the service of the fiscal year ending June 30, 1928—Continued*

General object (title of appropriation), date of acts, references to Statutes at Large, or to Revised Statutes, and estimated amount required for each detailed object	Total amount to be appropriated under each head of appropriation	Amount appropriated for the fiscal year ending June 30, 1927
<b>Miscellaneous Expenses, Bureau of Naturalization—</b> General expenses: For compensation, to be fixed by the Secretary of Labor, of officers, clerks, and employees appointed, for the purpose of carrying on the work of the Bureau of Naturalization, provided for by the act approved June 29, 1906, as amended by the act approved March 4, 1913 (Statutes at Large, volume 37, page 736), and May 9, 1918 (Statutes at Large, volume 40, pages 542 to 548, inclusive), including not to exceed <b>[\$51,440] \$58,940</b> for personal services in the District of Columbia in accordance with the classification act of 1923 [and for their actual and necessary] traveling expenses [while absent from their official stations, including] street-car fare [on official business at the official stations, together with per diem in lieu of subsistence, when allowed pursuant to the act of June 3, 1926, section 13 of the sundry civil appropriation act approved August 1, 1914, and for such per diem, together with actual necessary traveling expenses of officers and employees of the Bureau of Naturalization in Washington while absent on official duty outside of the District of Columbia;] telegrams, verifications of legal papers, telephone service in offices outside of the District of Columbia; necessary supplies and equipment for the Naturalization Service; not to exceed \$25,000 for rent of offices outside of the District of Columbia where suitable quarters can not be obtained in public buildings; carrying into effect section 13 of the act of June 29, 1906 (Thirty-fourth Statutes, page 600), as amended by the act approved June 25, 1910 (Thirty-sixth Statutes, page 765), and in accordance with the provisions of the sundry civil act of June 12, 1917; and for mileage and fees to witnesses subpoenaed on behalf of the United States, the expenditures from this appropriation shall be made in the manner and under such regulations as the Secretary of Labor may prescribe <b>[\$635,000] \$656,000</b> : <i>Provided</i> , That no part of this appropriation shall be available for the compensation of assistants to clerks of United States Courts ( <i>acts June 29, 1906, vol. 34, p. 596; Mar. 4, 1913, vol. 37, p. 736; May 1, 1913, vol. 38, p. 1; May 9, 1918, vol. 40, pp. 543-548; Apr. 29, 1926, vol. 44, p. 3712</i> )	\$656,000.00	\$635,000.00

	Estimated expenditures, 1928 appropriation		Estimated expenditures, 1927 appropriation		Expended and obligated, 1926	
	Average— No.	Salary	Average— No.	Salary	Average— No.	Salary
<b>Departmental service:</b>						
<b>Salaries—</b>						
Professional and scientific service—						
Grade 2, \$2,400 to \$3,000; average, \$2,700—						
Assistant attorney	1	\$2,600	1	\$2,600	1	\$2,600
Clerical, administrative, and fiscal service—						
Grade 9, \$3,000 to \$3,600; average, \$3,300—						
Senior administrative assistants—						
Chief clerk	1	3,000	1	3,000	1	3,000
Chiefs of division	2	3,300	2	3,300	2	3,300
Law clerk	1	3,500	1	3,500	1	3,500
Grade 8, \$2,700 to \$3,300; average, \$3,000—						
Administrative assistant (chief of division)	1	3,300	1	3,300	1	3,300
Grade 7, \$2,400 to \$3,000; average, \$2,700—						
Junior administrative assistant (assistant chief of division)	1	2,500	1	2,500	1	2,500
Grade 6, \$2,100 to \$2,700; average, \$2,400—						
Principal clerks	4	2,475	4	2,475	4	2,450
Grade 5, \$1,860 to \$2,400; average, \$2,111.42—						
Senior clerks	4	2,325	4	2,325	4	2,369
Grade 4, \$1,680 to \$2,040; average, \$1,860—						
Clerk					1	2,040
Grade 3, \$1,500 to \$1,860; average, \$1,680—						
Assistant clerk-stenographers	7	1,526	2	1,580	1	1,680
Grade 2, \$1,320 to \$1,680; average, \$1,500—						
Junior clerks	4	1,320	4	1,320	4	1,320
Grade 1, \$1,140 to \$1,500; average, \$1,320—						
Underclerk-typist					1	1,140
Underclerks	2	1,140	2	1,140	1	1,140
Total average number of employees	28		23		18	
Total salaries, departmental service		58,940		51,440		45,360
<b>Field service:</b>						
<b>Salaries and wages—</b>						
Salary range, \$3,800 to \$5,000; average, \$4,400—						
District directors	12	3,900	11	3,873	11	3,883
Salary range, \$3,000 to \$3,600; average \$3,300—						
District directors	8	3,025	3	3,067	5	3,072
Assistant district directors	11	3,082	10	3,090	10	3,091
Head naturalization examiner	1	3,100			1	3,042
Salary range, \$2,700 to \$3,300; average, \$3,000—						
District directors			4	2,750	4	2,772
Head naturalization examiners			2	2,900	2	2,896
Chief of division			1	2,800	1	2,933
Salary range, \$2,400 to \$3,000; average, \$2,700—						
District directors	3	2,800	5	2,540	2	2,472
Assistant district director					1	2,802
Head naturalization examiners	3	2,800	2	2,500	1	2,500
Senior naturalization examiners	30	2,617	32	2,500	30	2,528
Junior administrative assistant clerks	3	2,633				

*Estimates of appropriations required for the service of the fiscal year ending June 30, 1928—Continued*

General object (title of appropriation), date of acts, references to Statutes at Large, or to Revised Statutes, and estimated amount required for each detailed object				Total amount to be appropriated under each head of appropriation	Amount appropriated for the fiscal year ending June 30, 1927
<i>Miscellaneous Expenses, Bureau of Naturalization—Continued.</i>					
	Estimated expenditures, 1928 appropriation	Estimated expenditures, 1927 appropriation	Expended and obligated, 1926		
Field service—Continued.					
Salaries and wages—Continued.					
Salary range, \$2,100 to \$2,700; average, \$2,400—	Average—	Average—	Average—		
	No. Salary	No. Salary	No. Salary		
Junior naturalization examiners.....	47 \$2,100	41 \$2,158			
Chief clerks.....	3 2,150				
Assistant administrative clerks.....	2 2,450	2 2,450			
Principal clerks.....	3 2,167	3 2,167			
Salary range, \$1,860 to \$2,400; average, \$2,100—					
Junior naturalization examiners.....	52 2,192				
Senior clerks.....	2 1,951	5 1,885	2½ 1,881		
Senior clerk-stenographer.....	1 1,860	1 1,860			
Salary range, \$1,680 to \$2,040; average, \$1,860—					
Clerks.....	1 1,920		2½ 1,920		
Clerk-stenographers.....	2 1,860	2 1,860	2 1,860		
Salary range, \$1,500 to \$1,860; average, \$1,680—					
Assistant clerk-stenographers.....	18 1,740	11 1,740	14½ 1,710		
Senior stenographers.....		9 1,647			
Assistant clerks.....	3 1,680	4 1,740	8 1,624		
Assistant stenographers.....	3 1,640		1½ 1,636		
Salary range, \$1,320 to \$1,680; average, \$1,500—					
Junior clerk-stenographers.....	29 1,516	19 1,465	34 1,491		
Junior clerks.....	9 1,473	17 1,475	11 1,219		
Junior stenographers.....	2 1,500	12 1,525	1 1,380		
Junior clerk-typists.....	26 1,472	18 1,488	29 1,475		
Salary range, \$1,140 to \$1,500; average, \$1,320—					
Underclerk-typists.....	4 1,215	1 1,440	1 1,440		
Salary range, \$900 to \$1,140; average, \$1,020—					
Underclerks.....	3 990	3 940	4½ 960		
Total average number of employees.....	229	224	226½		
Total salaries and wages, field service.....	490,560	468,236	469,144		
The difference between 1927 and 1928 is due to—					
Increase in salaries.....	\$4,324				
Increase in force.....	18,000				
Total.....	22,324				
0111 Total salaries civil officers and employees.....	549,500.00	519,676.00	514,504.00		
0132 Witness fees.....	100.00	100.00	346.81		
0150 Special and miscellaneous (assistants to clerks, State courts).....	23,000.00	23,000.00	23,004.85		
01 Total personal services.....	572,600.00	542,776.00	537,855.66		
Supplies and materials:					
0200 Stationery and office supplies.....	3,500.00	3,500.00	4,435.59		
0281 Distinctive paper (for certificates of naturalization).....	2,700.00	3,300.00	3,946.16		
0284 Miscellaneous supplies.....	900.00	2,700.00	377.21		
02 Total supplies and materials.....	7,100.00	9,500.00	8,758.96		
Communication service:					
0500 Telegraph service.....	300.00	300.00	263.78		
0510 Telephone service.....	3,500.00	3,500.00	3,547.21		
05 Total communication service.....	3,800.00	3,800.00	3,810.99		
06 Travel expenses.....	45,240.00	52,500.00	46,963.41		
07 Transportation of things (service).....	600.00	600.00	522.45		
11 Rent.....	25,000.00	25,000.00	19,197.84		
12 Repairs and alterations.....	500.00	300.00	250.70		
13 Special and miscellaneous current expenses.....	160.00	200.00	74.25		
30 Furniture, furnishings, and fixtures.....	1,000.00	324.00	2,059.27		
	72,500.00	78,924.00	69,067.92		
Reserve.....			60,506.47		
Total.....	656,000.00	635,000.00	680,000.00		
<i>Miscellaneous Indefinite Appropriation—</i>					
Naturalization fees, publishing citizenship textbook, Bureau of Naturalization (act May 9, 1918, vol. 40, p. 544, sec. 1; Apr. 29, 1926, vol. 44, p. 372).....				\$25,000.00	\$25,000.00
0800 Publishing citizenship textbook: Expenditures—1928, \$25,000; 1927, \$25,000; 1926, \$25,000.					
Total under Bureau of Naturalization.....				779,000.00	758,000.00

## Estimates of appropriations required for the service of the fiscal year ending June 30, 1928—Continued

General object (title of appropriation), date of acts, references to Statutes at Large, or to Revised Statutes, and estimated amount required for each detailed object

Total amount to be appropriated under each head of appropriation

Amount appropriated for the fiscal year ending June 30, 1927

## CHILDREN'S BUREAU

## Salaries, Children's Bureau—

Salaries: For the chief, and other personal services in the District of Columbia, in accordance with the classification act of 1923 (*acts Apr. 9, 1912, vol. 37, p. 79; Apr. 29, 1926, vol. 44, p. 372*)

\$105,000.00

\$105,000.00

	Estimated expenditures, 1928 appropriation		Estimated expenditures, 1927 appropriation		Expended and obligated, 1926	
Departmental service:	Average—		Average—		Average—	
Salaries—	No.	Salary	No.	Salary	No.	Salary
Professional and scientific service—						
Grade 5, \$6,000 to \$7,500; average, \$6,750—						
Chief economic analyst (chief of bureau).....	1	\$6,000		\$6,000		
Grade 3, \$3,000 to \$3,600; average, \$3,300—						
Associate economic analysts (associate director of division).....	2	3,000	2	3,000	2	3,000
Grade 2, \$2,400 to \$3,000; average, \$2,700—						
Assistant economic analysts (social economist).....	4	2,550	4	2,550	3½	2,400
Grade 1, \$1,860 to \$2,400; average, \$2,111.42—						
Junior economic analysts (social economist).....	3	1,860	3	1,860	2½	1,860
Subprofessional service—						
Grade 6, \$1,860 to \$2,400; average, \$2,111.42—						
Senior scientific illustrator.....	1	1,860	1	1,860	½	1,860
Grade 5, \$1,680 to \$2,040; average, \$1,860—						
Social service worker (field agent).....	1	1,680	1	1,680	1	1,680
Clerical, administrative, and fiscal service—						
Grade 9, \$3,000 to \$3,600; average, \$3,300—						
Senior administrative assistant (chief clerk).....	1	3,100	1	3,000	1	3,046
Grade 7, \$2,400 to \$3,000; average, \$2,700—						
Junior administrative assistant (assistant chief clerk).....	1	2,500	1	2,400	1	2,400
Grade 6, \$2,100 to \$2,700; average, \$2,400—						
Principal clerk (chief of section).....	1	2,400	1	2,400	1	2,332
Principal clerk-stenographer (secretary to chief).....	1	2,100	1	2,100	1	2,100
Principal clerk (editor).....	1	2,200	1	2,200		
Grade 5, \$1,860 to \$2,400; average, \$2,111.42—						
Senior clerks.....	4	1,980	4	1,955	4½	1,960
Grade 4, \$1,680 to \$2,040; average, \$1,860—						
Clerks.....	3	1,820	3	1,820	3½	1,767
Clerk-stenographers.....	2	1,770	2	1,725	1½	1,702
Office draftsman.....					½	1,770
Grade 3, \$1,500 to \$1,680; average, \$1,680—						
Assistant clerks.....	9	1,693	9	1,673	12	1,652
Assistant clerk-stenographers.....	3	1,680	3	1,680	3½	1,665
Assistant office draftsman.....	1	1,560	1	1,560	1	1,520
Senior stenographer.....	1	1,680	1	1,680	1	1,603
Grade 2, \$1,320 to \$1,680; average, \$1,500—						
Junior clerks.....	1	1,500	1	1,500	3½	1,455
Junior clerk-typist.....	1	1,560	1	1,560	½	1,500
Junior stenographers.....	4	1,470	4	1,470	3½	1,400
Senior typists.....	2½	1,520	3	1,520	2½	1,500
Junior clerk-stenographers.....	2	1,530	2	1,515	2	1,462
Grade 1, \$1,140 to \$1,500; average, \$1,320—						
Underclerks.....	2	1,380	2	1,350	2½	1,380
Underclerk-typists.....	1	1,140	1	1,140	2	1,290
Custodial service—						
Grade 3, \$1,020 to \$1,260; average, \$1,140—						
Messenger.....	1	1,140	1	1,140	1	1,140
Total average number of employees.....	54½		55		59½	
Total salaries, departmental service.....		105,000.00		105,000.00		100,811.99

## Investigation of Child Welfare, Children's Bureau—

To investigate and report upon matters pertaining to the welfare of children and child life, and especially to investigate the questions of infant mortality, including not to exceed \$125,000 for personal services in the District of Columbia (*acts Mar. 3, 1917, vol. 39, p. 1118; Apr. 29, 1926, vol. 44, p. 372*)

135,000.00

135,000.00

	Estimated expenditures, 1928 appropriation		Estimated expenditures, 1927 appropriation		Expended and obligated, 1926	
Departmental service:	Average—		Average—		Average—	
Salaries—	No.	Salary	No.	Salary	No.	Salary
Professional and scientific service—						
Grade 5, \$5,200 to \$6,000; average, \$5,600—						
Senior economic analyst (assistant to chief).....	1	\$5,200		\$5,200	½	\$5,200
Grade 4, \$3,800 to \$5,000; average, \$4,400—						
Economic analyst (director of division).....	4	3,850	3½	3,850	2½	3,922
Medical officer (director of division).....	1	4,000	1	4,000	1	3,942
Grade 3, \$3,000 to \$3,600; average, \$3,300—						
Associate economic analysts (associate director of division).....	3	3,000	1½	3,000	½	3,000
Associate economic analysts (social economist).....	1	3,000	1	3,000	3½	3,024
Grade 2, \$2,400 to \$3,000; average, \$2,700—						
Assistant economic analysts (social economist).....	11	2,464	11½	2,450	11½	2,413
Grade 1, \$1,860 to \$2,400; average, \$2,111.42—						
Junior economic analysts (social economist).....	3	1,880	2½	1,875	3½	1,860

*Estimates of appropriations required for the service of the fiscal year ending June 30, 1928—Continued*

General object (title of appropriation), date of acts, references to Statutes at Large, or to Revised Statutes, and estimated amount required for each detailed object	Total amount to be appropriated under each head of appropriation		Amount appropriated for the fiscal year ending June 30, 1927
<i>Investigation of Child Welfare, Children's Bureau—Continued.</i>			
	Estimated expenditures, 1928 appropriation	Estimated expenditures, 1927 appropriation	Expended and obligated, 1926
Departmental service—Continued.			
Salaries—Continued.			
Clerical, administrative, and fiscal service—	Average—	Average—	Average—
Grade 9, \$3,000 to \$3,600; average, \$3,300—	No. Salary	No. Salary	No. Salary
Senior administrative assistant (chief clerk)	1 2,900	1 2,850	1 2,579
Grade 8, \$2,700 to \$3,300; average, \$3,000—			
Administrative assistant (specialist in public information)	1 2,400	1 2,400	1 2,400
Grade 7, \$2,400 to \$3,000; average, \$2,700—			
Assistant investigators (child-labor inspector)	5 1,964	5 1,944	4 1,943
Grade 5, \$1,860 to \$2,400; average, \$2,111.42—			
Senior clerks	5 1,776	4 1,770	2 1,780
Grade 4, \$1,680 to \$2,040; average, \$1,860—	1 1,740	1 1,740	1 1,701
Clerks			1 1,740
Clerk-stenographers			
Office draftsman			
Grade 3, \$1,500 to \$1,860; average, \$1,680—			
Assistant clerks	9 1,640	9 1,637	4 1,600
Senior stenographer			1 1,620
Assistant clerk-stenographers	5 1,584	4 1,605	3 1,620
Grade 2, \$1,320 to \$1,680; average, \$1,500—			
Junior clerks	1 1,560	1 1,560	1 1,380
Junior stenographers	2 1,320	2 1,320	1 1,320
Senior typist	1 1,320	1 1,320	1 1,440
Custodial service—			
Grade 3, \$1,020 to \$1,260; average, \$1,140—			
Messenger	1 1,260	1 1,260	1 1,260
Total average number of employees	55 1/2	52 1/2	47 1/2
Total salaries, departmental service	123,880.00	116,310.03	105,092.62
The difference between 1928 and 1927 is due to—			
Increase in force	\$7,259.97		
Increase in salaries	310.00		
Total increase	7,569.97		
Field service:			
Salaries and wages—			
Salary range, \$3,800 to \$5,000; average, \$4,400—			1 3,800
Social economist			
Salary range, \$3,000 to \$3,600; average, \$3,300—		1 3,000	1 3,000
Associate medical officer		1 3,000	1 3,000
Associate social economists	1 3,000		
Salary range, \$2,400 to \$3,000; average, \$2,700—			
Assistant social economists	1 2,400	1 2,500	2 2,486
Junior medical officers		1 2,700	1 2,400
Salary range, \$1,860 to \$2,400; average, \$2,111.42—			
Junior social economists			1 1,860
Salary range, \$1,680 to \$2,040; average, \$1,860—			
Graduate nurse			1 1,680
Salary range, \$1,500 to \$1,860; average, \$1,680—			
Junior stenographer			1 1,410
Salary range, \$1,320 to \$1,680; average, \$1,500—			
Junior clerk (X-ray technician)			1 1,440
Total average number of employees	1 1/2	4 1/2	8 1/2
Total salaries, field service	4,625.00	12,016.67	19,284.05
The difference between 1928 and 1927 is due to decrease in force, \$7,391.67.			
Temporary assistants (part-time employees paid by hour or day)			586.05
01 Total personal services	128,505.00	128,326.70	124,962.72
Supplies and materials:			
0200 Stationery and office supplies	1,800.00	1,600.00	1,219.35
0220 Scientific and educational supplies	25.00	25.00	26.15
0230 Fuel		80.00	183.50
0290 Sundry supplies		25.00	24.81
02 Total supplies and materials	1,825.00	1,730.00	1,453.81
Communication service:			
0500 Telegraph service	250.00	250.00	250.92
0510 Telephone service	360.00	360.00	359.55
0520 Other communication service	10.00	10.00	8.79
05 Total communication service	620.00	620.00	619.26
07 Transportation of things (service)	200.00	200.00	158.85
08 Photographing and making photographs and prints	175.00	175.00	174.05
10 Furnishing of heat, light, and power	75.00	75.00	150.87

*Estimates of appropriations required for the service of the fiscal year ending June 30, 1928—Continued*

General object (title of appropriation), date of acts, references to Statutes at Large, or to Revised Statutes, and estimated amount required for each detailed object				Total amount to be appropriated under each head of appropriation	Amount appropriated for the fiscal year ending June 30, 1927
<i>Investigation of Child Welfare, Children's Bureau—Continued.</i>					
	Estimated expenditures, 1928 appropriation	Estimated expenditures, 1927 appropriation	Expended and obligated, 1926		
Rents:					
1100 Rent of buildings and structures.....	\$200.00	\$300.00	\$842.85		
1115 Other rents.....	1,230.00	1,230.00	1,238.85		
11 Total rents.....	1,430.00	1,530.00	2,081.70		
12 Repairs and alterations.....	20.00	23.30	23.50		
13 Special and miscellaneous current expenses.....	25.00	55.00	214.60		
Equipment:					
3010 Furniture, furnishings, and fixtures.....	100.00	120.00	172.15		
3020 Educational, scientific, and recreational equipment.....	2,000.00	2,100.00	2,091.59		
3022 Scientific.....			110.77		
3050 Other equipment.....	25.00	45.00	23.25		
30 Total equipment.....	2,125.00	2,265.00	2,397.76		
Total.....	135,000.00	135,000.00	132,237.12		
<i>General Expenses, Children's Bureau—</i>					
For traveling expenses [and per diem in lieu of subsistence at not exceeding \$4] of officers, special agents, and other employees of the Children's Bureau; experts and temporary assistants, to be paid at a rate not exceeding \$6 a day, and interpreters to be paid at a rate not exceeding \$4 a day when actually employed; purchase of reports and material for the publications of the Children's Bureau, and for reprints from State, city, and private publications for distribution when said reprints can be procured more cheaply than they can be printed by the Government ( <i>acts Apr. 9, 1912, vol. 37, p. 79; July 16, 1914, vol. 38, p. 505; Apr. 29, 1926, vol. 44, p. 372</i> ).....				\$60,000.00	\$54,000.00
Appropriations herein made for the Children's Bureau shall be available for expenses of attendance at meetings for the promotion of child welfare [and/or the welfare and hygiene of maternity and infancy] when incurred on the written authority of the Secretary.					
	Estimated expenditures, 1928 appropriation	Estimated expenditures, 1927 appropriation	Expended and obligated, 1926		
01 Experts and temporary assistants.....	\$25,000.00	\$25,000.00	\$32,933.66		
02 Scientific and educational supplies (reports, reprints).....	1,500.00	1,500.00	1,502.35		
Travel expenses:					
0615 Transportation.....	10,500.00	10,500.00	10,823.93		
0616 Per diem in lieu of subsistence.....	23,000.00	17,000.00	17,019.00		
06 Total travel expenses.....	33,500.00	27,500.00	27,842.93		
13 Special and miscellaneous current expenses.....			250.30		
Total.....	60,000.00	54,000.00	62,529.24		
<i>[Promotion of the Welfare and Hygiene of Maternity and Infancy, Children's Bureau—]</i>					
[Promotion of the welfare and hygiene of maternity and infancy: For carrying out the provisions of the act entitled "An act for the promotion of the welfare and hygiene of maternity and infancy, and for other purposes," approved November 23, 1921, and of the act entitled "An act to extend the provisions of certain laws to the Territory of Hawaii," approved March 10, 1924, \$1,000,000: <i>Provided</i> , That the apportionments to the States, to the Territory of Hawaii, and to the Children's Bureau for administration shall be computed on the basis of not to exceed \$1,252,079.96, as authorized by such acts of November 23, 1921, and March 10, 1924 ( <i>acts Nov. 23, 1921, vol. 42, p. 224; Mar. 10, 1924, vol. 43, p. 17; Feb. 27, 1925, vol. 43, p. 1051</i> )].....					1,000,000.00
[Appropriations herein made for the Children's Bureau shall be available for expenses of attendance at meetings for the promotion of child welfare and for the welfare and hygiene of maternity and infancy when incurred on the written authority of the Secretary of Labor.]					

*Estimates of appropriations required for the service of the fiscal year ending June 30, 1928—Continued*

General object (title of appropriation), date of acts, references to Statutes at Large, or to Revised Statutes, and estimated amount required for each detailed object				Total amount to be appropriated under each head of appropriation	Amount appropriated for the fiscal year ending June 30, 1927
<b>[Promotion of the Welfare and Hygiene of Maternity and Infancy, Children's Bureau—]—Continued.</b>					
	Estimated expenditures, 1928 appropriation	Estimated expenditures, 1927 appropriation	Expended and obligated, 1926		
Departmental service:					
Salaries—					
Professional and scientific service—					
Grade 4, \$3,800 to \$5,000; average, \$4,400—	Average—	Average—	Average—		
Medical officers (directors and specialists in maternal and infant hygiene).....	No. Salary	No. Salary	No. Salary		
Grade 3, \$3,000 to \$3,600; average, \$3,300—	1½ \$4,000	1½ \$4,000	1½ \$3,950		
Associate medical officers (associate directors and experts in maternity and infant hygiene).....	2 3,000	1½ 3,143			
Associate economic analyst (associate in prenatal and child nutrition).....	½ 3,000	½ 3,000			
Grade 2, \$2,400 to \$3,000; average, \$2,700—					
Assistant medical officer (expert in maternal and infant hygiene).....	1 2,700	½ 2,488			
Subprofessional service—					
Grade 8, \$2,400 to \$3,000; average, \$2,700—					
Superintendent of nurses (expert in maternal and infant care).....	1 3,000	1 3,000			
Grade 7, \$2,100 to \$2,700; average, \$2,400—					
Chief nurse (expert in maternal and infant care).....	1 2,400	½ 2,363			
Clerical, administrative, and fiscal service—					
Grade 5, \$1,860 to \$2,400; average, \$2,111.42—					
Senior clerks.....	2 2,100	2 2,050			
Grade 3, \$1,500 to \$1,860; average, \$1,680—					
Assistant clerks.....	2 1,680	2 1,680			
Grade 2, \$1,320 to \$1,680; average, \$1,500—					
Junior stenographer.....		½ 1,320			
Total average number of employees.....		10½	9½		
01 Total salaries, departmental service.....		26,926.67	23,028.91		
Field service:					
Salaries—					
Salary range, \$3,800 to \$5,000; average, \$4,400—					
Medical officer.....		½ 3,800	½ 3,800		
Salary range, \$3,000 to \$3,600; average, \$3,300—					
Associate medical officer.....		½ 3,000			
Salary range, \$2,100 to \$2,700; average, \$2,400—					
Graduate nurses.....		½ 2,100	1½ 2,100		
Salary range, \$1,680 to \$2,040; average, \$1,860—					
Head nurse.....		½ 1,680	½ 1,680		
Total average number of employees.....		½	2½		
Total salaries, field service.....		1,261.67	5,033.67		
0150 Special and miscellaneous (emergency clerical and stenographic assistance).....		50.00	45.94		
01 Total personal services.....		28,238.34	28,108.52		
Supplies and materials:					
0200 Stationery and office supplies.....		2,000.00	2,198.85		
0220 Scientific and educational supplies.....		225.00	226.65		
02 Total supplies and materials.....		2,225.00	2,425.50		
Communication service:					
0500 Telegraph service.....		90.00	78.84		
0510 Telephone service.....		30.00	30.00		
05 Total communication service.....		120.00	108.84		
Travel expenses:					
0615 Transportation.....		10,000.00	10,035.93		
0616 Per diem in lieu of subsistence.....		8,025.66	6,063.00		
06 Total travel expenses.....		18,025.66	16,098.93		
07 Transportation of things (service).....		115.00	115.62		
08 Stenographic work.....		375.00	375.43		
22 Grants to States.....		949,646.00	944,086.18		
13 Special and miscellaneous current expenses.....		5.00	1.60		
Equipment:					
3010 Furniture, furnishings, and fixtures.....		250.00	392.22		
3020 Educational, scientific, and recreational equipment.....		1,000.00	1,423.77		
30 Total equipment.....		1,250.00	1,815.99		
Total.....		1,000,000.00	983,136.61		
Total under Children's Bureau.....				\$300,000.00	\$1,294,000.00

<sup>1</sup> Balance appropriation for States available for payment to and expenditures in States until close of June 30, 1927.

*Estimates of appropriations required for the service of the fiscal year ending June 30, 1928—Continued*

General object (title of appropriation), date of acts, references to Statutes at Large, or to Revised Statutes, and estimated amount required for each detailed object				Total amount to be appropriated under each head of appropriation	Amount appropriated for the fiscal year ending June 30, 1927
<b>WOMEN'S BUREAU</b>					
<b>Salaries and Expenses, Women's Bureau—</b>					
For carrying out the provisions of the act entitled "An act to establish in the Department of Labor a bureau to be known as the Women's Bureau," approved June 5, 1920, including personal services in the District of Columbia, not to exceed \$92,170; purchase of material for reports and educational exhibits, and traveling expenses, \$100,000, which sum shall be available for expenses of attendance at meetings concerned with the work of said bureau when incurred on the written authority of the Secretary of Labor ( <i>acts Mar. 4, 1913, vol. 37, p. 737, sec. 3; June 5, 1920, vol. 41, p. 938, sec. 1; June 6, 1920, vol. 41, p. 987, sec. 1; Apr. 29, 1926, vol. 44, p. 372</i> )				\$100,000.00	\$100,000.00
	Estimated expenditures, 1928 appropriation	Estimated expenditures, 1927 appropriation	Expended and obligated, 1926		
<b>Departmental service:</b>					
<b>Salaries—</b>					
Professional and scientific service—					
Grade 5, \$5,200 to \$6,000; average, \$5,600—	<i>Average—</i>	<i>Average—</i>	<i>Average—</i>		
Senior economic analyst.....	No. Salary	No. Salary	No. Salary		
Grade 4, \$3,800 to \$5,000; average, \$4,400—	1 \$5,400	1 \$5,400	1 \$5,400		
Economic analyst.....	1 4,200	1 4,200	1 4,200		
Grade 3, \$3,000 to \$3,600; average, \$3,300—					
Associate economic analysts.....	4 3,100	4 3,100	3½ 3,015		
Grade 2, \$2,400 to \$3,000; average, \$2,700—					
Assistant economic analysts.....	4 2,600	4 2,600	4½ 2,515		
Grade 1, \$1,860 to \$2,400; average, \$2,111.42—					
Junior economic analysts.....	5 1,920	5½ 1,920	5½ 1,904		
Clerical, administrative, and fiscal service—					
Grade 7, \$2,400 to \$3,000; average, \$2,700—					
Junior administrative assistant.....	1 2,700	1 2,700	1 2,683		
Grade 6, \$1,860 to \$2,400; average, \$2,111.42—					
Senior clerk-stenographer.....	1 2,200	1 2,200	1 2,158		
Senior clerks.....	2 2,000	2 2,000	1½ 1,920		
Grade 4, \$1,680 to \$2,040; average, \$1,860—					
Clerks.....	5 1,860	5 1,860	5½ 1,850		
Grade 3, \$1,560 to \$1,860; average, \$1,680—					
Assistant clerks.....	6 1,630	6 1,630	5½ 1,611		
Head typist.....	1 1,680	1 1,680	½ 1,620		
Grade 2, \$1,320 to \$1,680; average, \$1,500—					
Junior clerks.....	10 1,500	10 1,500	9½ 1,482		
Junior clerk-typists.....	1 1,500	1 1,500	1½ 1,548		
Junior clerk-stenographer.....	1 1,500	1 1,380	½ 1,320		
<b>Custodial service—</b>					
Grade 3, \$1,020 to \$1,260; average, \$1,140—					
Messengers.....	1 1,200	1 1,140	1½ 1,170		
Grade 2, \$800 to \$780; average, \$690—					
Junior messenger.....	½ 600	½ 600			
Total number of employees.....	44½	44½	43½		
Total salaries, departmental service.....	90,860	91,830	88,305		
Special and miscellaneous payments for personal services.....	310	340	196		
01 Total personal services.....	91,170	92,170	88,501		
02 Supplies and materials.....	40	38	34		
Communication service:					
0500 Telegraph service.....	125	125	100		
0510 Telephone service.....	75	75	60		
05 Total communication service.....	200	200	160		
Travel expenses:					
0615 Transportation.....	2,990	1,000	3,748		
0616 Subsistence.....	4,650	5,792	5,173		
06 Total travel expenses.....	7,640	6,792	8,921		
07 Transportation of things (service).....	100	100	35		
08 Publication material and photographing.....			4,596		
11 Rents (tabulating machinery).....	600	600	648		
13 Special and miscellaneous current expenses.....			121		
30 Educational, scientific, and recreational equipment.....	250	100	1,182		
Total.....	100,000	100,000	104,228		

## Estimates of appropriations required for the service of the fiscal year ending June 30, 1928—Continued

General object (title of appropriation), date of acts, references to Statutes at Large, or to Revised Statutes, and estimated amount required for each detailed object	Total amount to be appropriated under each head of appropriation	Amount appropriated for the fiscal year ending June 30, 1927
EMPLOYMENT SERVICE		
Employment Service, Department of Labor— To enable the Secretary of Labor to foster, promote, and develop the welfare of the wage earners of the United States, including juniors legally employed, to improve their working conditions, to advance their opportunities for profitable employment by regularly collecting, furnishing, and publishing employment information as to opportunities for employment; maintaining a system for clearing labor between the several States; cooperating with and coordinating the public employment officers throughout the country, including personal services in the District of Columbia and elsewhere, [and for their actual necessary] traveling expenses [while absent from their official station, together with their per diem in lieu of subsistence, when allowed pursuant to section 13 of the sundry civil appropriation act approved August 1, 1914] supplies and equipment, telegraph and telephone service, and miscellaneous expenses, [\$205,000,] \$200,000, of which amount not to exceed [\$31,600] \$26,040, may be expended for personal services in the District of Columbia (acts Oct. 6, 1917, vol. 40, p. 376; July 19, 1919, vol. 41, p. 225; Apr. 29, 1926, vol. 44, p. 373)		
	\$200, 000. 00	\$205, 000. 00



## Estimates of appropriations required for the service of the fiscal year ending June 30, 1928—Continued

General object (title of appropriation), date of acts, references to Statutes at Large, or to Revised Statutes, and estimated amount required for each detailed object				Total amount to be appropriated under each head of appropriation	Amount appropriated for the fiscal year ending June 30, 1927
<i>Employment Service, Department of Labor—Continued.</i>					
	Estimated expenditures, 1928 appropriation	Estimated expenditures, 1927 appropriation	Expended and obligated, 1926		
<b>STATE AND MUNICIPAL COOPERATION—continued</b>					
Field service—Continued.					
Salaries and wages—Continued.					
Salary range, \$1,800 to \$2,400; average, \$2,100—	Average—	Average—	Average—		
Examiner.....	No. Salary	No. Salary	No. Salary		
Placement clerk.....	1 \$2,040	1 \$2,040	1 \$2,040		
Superintendent.....	1 2,040	1 2,040	1 2,040		
Junior examiner.....	1 1,980	1 1,980	1 1,980		
	1 1,860	1 1,860	1 1,860		
Salary range, \$1,680 to \$2,040; average, \$1,860—					
Examiner in charge.....			1 1,800		
Junior examiner.....	1 1,800	1 1,800	2 1,800		
Examiners.....	4 1,755	5 1,740	4 1,740		
Special agents.....	1 1,800	1 1,800	1 1,800		
Salary range, \$1,500 to \$1,860; average, \$1,680—					
Assistant Federal directors.....	1 1,560	1 1,560	2 1,530		
Stenographer.....			1 1,680		
Examiners in charge.....	1 1,500	2 1,530	2 1,530		
Junior examiner.....		1 1,680	1 1,680		
Examiners.....	3 1,560	3 1,560	3 1,560		
Special agent.....	1 1,740	1 1,740	1 1,740		
Salary range, \$1,320 to \$1,680; average, \$1,500—					
Examiners.....	3 1,500	3 1,500	3 1,500		
Junior examiner.....	1 1,440	1 1,440	1 1,440		
Stenographers.....	2 1,320	2 1,320	1 1,320		
Clerk.....			1 1,320		
Salary range, \$1,140 to \$1,500; average, \$1,320—					
Assistant Federal directors.....	2 1,260	2 1,260	1 1,320		
Superintendent.....	1 1,320	1 1,320			
Examiners.....	1 1,320	1 1,320	2 1,320		
Junior examiners.....	2 1,320	2 1,320	2 1,320		
Clerk.....	1 1,200	1 1,200	1 1,320		
Stenographer.....	1 1,200	1 1,200	1 1,200		
Salary range, \$1,020 to \$1,260; average, \$1,140—					
Junior examiner.....	1 1,200	1 1,200	1 1,200		
Placement clerk.....	1 1,200	1 1,200	1 1,200		
Clerks.....	1 1,140	2 1,140	2 1,140		
Salary range, \$900 to \$1,140; average, \$1,020—					
Assistant Federal director.....	1 1,020	1 1,020	1 1,020		
Junior examiner.....	1 1,020	1 1,020	1 1,020		
Salary range, \$780 to \$1,020; average, \$900—					
Assistant Federal director.....	1 960	1 960	1 960		
Examiner in charge.....	1 780	1 960	1 960		
Federal director.....	1 900	1 900	1 900		
Special agent.....	1 900	1 900	1 900		
Salary range, \$600 to \$780; average, \$690—					
Examiners.....	2 720	2 720	2 720		
Special agent.....			1 720		
Salary range, \$420 to \$600; average, \$510—					
Federal director.....		1 600	1 600		
Examiner.....	1 600	1 600	1 600		
Special agent.....			1 420		
Salary range, \$240 to \$420; average, \$330—					
Superintendent.....	1 300	1 300	1 300		
Junior examiner.....	1 300	1 300	1 300		
Clerks.....	1 300	1 300	2 300		
Special agent.....	1 300	1 300	1 300		
Salary range, \$120 to \$240; average, \$180—					
Janitor.....			1 150		
Junior clerks.....			2 120		
Special agents.....			3 120		
Total average number of employees.....	51	56 1/2	68 1/2		
Total salaries, field cooperation services.....	70,760.00	78,000.00	88,179.53		
The difference between 1928 and 1927 is due to—					
Decrease in force.....	\$5,440				
Decrease in salaries.....	1,800				
Total.....	7,240				
01 Total personal services.....	182,420.00	183,720.00	183,713.18		
02 Supplies and materials.....	2,000.00	2,000.00	1,839.81		
Communication service:					
0500 Telegraph service.....	250.00	250.00	208.97		
0510 Telephone service.....	1,400.00	1,400.00	1,284.63		
05 Total communication service.....	1,650.00	1,650.00	1,493.60		
Travel expenses:					
0600 Transportation.....	4,800.00	4,500.00	4,213.64		
0630 Per diem in lieu of subsistence.....	11,000.00	10,000.00	9,679.00		
06 Total travel expenses.....	15,800.00	14,500.00	13,892.64		
07 Transportation of things (service).....	200.00	200.00	143.13		
11 Rents.....	2,590.00	2,590.00	2,100.00		
13 Special and miscellaneous.....	330.00	350.00	320.15		
Total.....	200,000.00	205,000.00	203,502.51		
<b>Total, Department of Labor.....</b>				<b>\$8,558,540.00</b>	<b>\$9,561,305.00</b>



# ESTIMATES OF APPROPRIATIONS REQUIRED FOR THE SERVICE OF THE FISCAL YEAR ENDING JUNE 30, 1928

General object (title of appropriation), date of acts, references to Statutes at Large, or to Revised Statutes, and estimated amount required for each detailed object	Total amount to be appropriated under each head of appropriation	Amount appropriated for the fiscal year ending June 30, 1927
<p align="center"><b>CHAPTER VIII.—NAVY DEPARTMENT</b></p> <p align="center"><b>OFFICE OF THE SECRETARY</b></p> <p><i>Salaries, Office of Secretary of the Navy—</i>  Secretary of the Navy, \$15,000; two Assistant [Secretary] Secretaries, and other personal services in the District of Columbia in accordance with the classification act of 1923, [\$146,400] \$152,880; in all, [\$161,400] \$167,880: <i>Provided</i>, That in expending appropriations or portions of appropriations, contained in this act, for the payment for personal services in the District of Columbia in accordance with the classification act of 1923, the average of the salaries of the total number of persons under any grade in any bureau, office, or other appropriation unit shall not at any time exceed the average of the compensation rates specified for the grade by such act, and in grades in which only one position is allocated the salary of such position shall not exceed the average of the compensation rates for the grade except that in unusually meritorious cases of one position in a grade advances may be made to rates higher than the average of the compensation rates of the grade but not more often than once in any fiscal year and then only to the next higher rate: <i>Provided</i>, That this restriction shall not apply (1) to grades 1, 2, 3, and 4 of the clerical-mechanical service, or (2) to require the reduction in salary of any person whose compensation was fixed as of July 1, 1924, in accordance with the rules of section 6 of such act, (3) to require the reduction in salary of any person who is transferred from one position to another position in the same or different grade in the same or a different bureau, office, or other appropriation unit, or (4) to prevent the payment of a salary under any grade at a rate higher than the maximum rate of the grade when such higher rate is permitted by the classification act of 1923, and is specifically authorized by other law (acts May 21, 1926, vol. 44, p. 591; July 3, 1926, vol. 44, p. 767)-----</p>	\$167, 880. 00	\$168, 900. 00

	Estimated expenditures, 1928 appropriation	Estimated expenditures, 1927 appropriation	Expended and obligated, 1926
<b>Departmental service:</b>			
<b>Salaries—</b>			
Clerical, administrative, and fiscal service—			
Grade 14, \$7,500 and over—			
Secretary.....	Average— No.    Salary	Average— No.    Salary	Average— No.    Salary
Special executive officers (assistant secretaries).....	1    \$15,000	1    \$15,000	1    \$15,000
Grade 12, \$5,200 to \$6,000; average, \$5,600—	2       7,500	2       7,500	1       7,500
Senior administrative officer (chief clerk).....	1       5,400	1       5,400	1       5,200
Grade 11, \$3,800 to \$5,000; average, \$4,400—			
Administrative officer (chief appointment division).....	1       4,200	1       4,200	1       4,000
Grade 10, \$3,300 to \$3,900; average, \$3,600—			
Junior administrative officer (assistant chief clerk and estimate clerk).....	1       3,700	1       3,700	1       3,600
Grade 9, \$3,000 to \$3,600; average, \$3,300—			
Senior administrative assistants (private secretary to Secretary of the Navy; disbursing clerk).....	2       3,300	2       3,300	2       3,200
Grade 8, \$2,700 to \$3,300; average, \$3,000—			
Administrative assistants.....	4       2,950	4       2,950	4       2,849
Grade 7, \$2,400 to \$3,000; average, \$2,700—			
Junior administrative assistants.....	3       2,633	3       2,628	2       2,650
Grade 6, \$2,100 to \$2,700; average, \$2,400—			
Principal clerk.....	1       2,400	1       2,400	1       2,300
Chief stenographer.....	1       2,100	1       2,100	1       2,100
Grade 5, \$1,860 to \$2,400; average, \$2,111.42—			
Senior clerks.....	4       1,990	4       1,990	3 1/2    1,913
Senior clerk-stenographers.....	2       2,080	1 1/2    2,080	2 1/2    2,367
Head stenographer.....			2 1/2    1,950
Grade 4, \$1,680 to \$2,040; average, \$1,860—			
Clerks.....	5       1,884	5       1,884	5       1,884
Grade 3, \$1,500 to \$1,860; average, \$1,680—			
Assistant clerks.....	10      1,650	10      1,650	9 1/2    1,610
Senior stenographer.....			1 1/2    1,860
Assistant clerk-stenographers.....	7       1,654	7       1,654	5 1/2    1,629
Grade 2, \$1,320 to \$1,680; average, \$1,500—			
Junior clerks.....	7       1,363	7       1,363	7       1,343
Junior stenographers.....	2       1,380	2       1,380	3 1/2    1,335
Junior clerk-typists.....	4       1,500	4       1,500	3 1/2    1,472
Junior clerk-stenographers.....	2       1,320	2       1,325	2 1/2    1,406
Grade 1, \$1,140 to \$1,500; average, \$1,320—			
Underclerks.....	4       1,260	4       1,260	4 1/2    1,196
Underclerk-typists.....	1       1,320	2       1,233	2 1/2    1,185
<b>Professional and scientific service—</b>			
Grade 3, \$3,000 to \$3,600; average, \$3,300—			
Associate engineer.....	1       3,000	1       3,000	1       3,000

## Estimates of appropriations required for the service of the fiscal year ending June 30, 1928—Continued

General object (title of appropriation), date of acts, references to Statutes at Large, or to Revised Statutes, and estimated amount required for each detailed object				Total amount to be appropriated under each head of appropriation	Amount appropriated for the fiscal year ending June 30, 1927
<b>Salaries, Office of Secretary of the Navy—Continued.</b>					
	Estimated expenditures, 1928 appropriation	Estimated expenditures, 1927 appropriation	Expended and obligated, 1926		
Departmental service—Continued.					
Salaries—Continued.					
Custodial service—					
Grade 6, \$1,500 to \$1,860; average, \$1,680—	Average—	Average—	Average—		
Mechanic.....	No. Salary	No. Salary	No. Salary		
Grade 4, \$1,440 to \$1,500; average, \$1,320—	1 \$1,560	1 \$1,560	1 \$1,500		
Head messenger.....	1 1,200	1 1,200	1 1,170		
Undermechanics.....	3 1,320	3 1,320	2 1,380		
Grade 3, \$1,020 to \$1,260; average, \$1,140—					
Messengers.....	4 1,125	5 1,128	5 1,080		
Minor mechanic.....	1 1,080	1 1,080	1 1,020		
Grade 2, \$900 to \$1,140; average, \$1,020—					
Junior laborer.....	1 960	1 960	1 900		
Grade 1, \$600 to \$780; average, \$690—					
Junior messenger.....	1 600	1 608	1 600		
Total average number of employees.....	78	78 1/2	76 1/2		
Total salaries, departmental service.....	167,880	168,900	155,811		
The difference between 1928 and 1927 is due to decrease in force, \$1,020.					
<b>Salaries, General Board, Navy Department—</b>					
Salaries, Navy Department: For personal services in the District of Columbia, in accordance with the classification act of 1923 ( <i>act May 21, 1926, vol. 44, p. 592</i> ).....				\$10,500.00	\$10,340.00
	Estimated expenditures, 1928 appropriation	Estimated expenditures, 1927 appropriation	Expended and obligated, 1926		
Departmental service:					
Salaries—					
Clerical, administrative, and fiscal service—	Average—	Average—	Average—		
Grade 9, \$3,000 to \$3,800; average, \$3,300—	No. Salary	No. Salary	No. Salary		
Senior administrative assistant (chief clerk).....	1 \$3,300	1 \$3,300	1 \$3,100		
Grade 8, \$1,860 to \$2,400; average, \$2,111.42—					
Senior clerks.....	2 2,100	2 2,080	2 2,030		
Grade 4, \$1,680 to \$2,040; average, \$1,860—					
Principal stenographer.....	1 1,880	1 1,740	1 1,680		
Custodial service—					
Grade 3, \$1,020 to \$1,260; average, \$1,140—					
Messenger.....	1 1,140	1 1,140	1 1,080		
Total average number of employees.....	5	5	5		
Total salaries, departmental service.....	10,500	10,340	9,920		
<b>Salaries, Naval Examining and Retiring Boards—</b>					
Salaries, Navy Department: For personal services in the District of Columbia, in accordance with the classification act of 1923 ( <i>act May 21, 1926, vol. 44, p. 592</i> ).....				9,420.00	10,120.00
	Estimated expenditures, 1928 appropriation	Estimated expenditures, 1927 appropriation	Expended and obligated, 1926		
Departmental service:					
Salaries—					
Clerical, administrative, and fiscal service—	Average—	Average—	Average—		
Grade 7, \$2,400 to \$3,000; average, \$2,700—	No. Salary	No. Salary	No. Salary		
Junior administrative assistant (recorder and chief clerk).....	1 \$2,700	1 \$2,600	1 \$2,500		
Grade 5, \$1,860 to \$2,400; average, \$2,111.42—					
Head stenographer.....	1 2,100	1 2,000	1 1,920		
Grade 3, \$1,500 to \$1,860; average, \$1,680—					
Senior stenographer.....	1 1,740	1 1,740	1 1,740		
Assistant clerk.....	1 1,680	1 1,680	1 1,680		
Custodial service—					
Grade 3, \$1,020 to \$1,260; average, \$1,140—					
Messengers.....	1 1,140	2 1,050	2 1,020		
Total average number of employees.....	5	6	6		
Total salaries, departmental service.....	9,420	10,120	9,880		
The difference between 1928 and 1927 is due to—					
Decrease in force.....	\$1,020				
Increase in salaries.....	320				
Net decrease.....	700				

*Estimates of appropriations required for the service of the fiscal year ending June 30, 1928—Continued*

General object (title of appropriation), date of acts, references to Statutes at Large, or to Revised Statutes, and estimated amount required for each detailed object				Total amount to be appropriated under each head of appropriation	Amount appropriated for the fiscal year ending June 30, 1927
Salaries, Compensation Board, Navy Department— Salaries, Navy Department: For personal services in the District of Columbia, in accordance with the classification act of 1923 ( <i>act May 21, 1926, vol. 44, p. 592</i> )				\$18, 400. 00	\$21, 480. 00
		Estimated expenditures, 1928 appropriation	Estimated expenditures, 1927 appropriation	Expended and obligated, 1926	
Departmental service:					
Salaries—					
Clerical, administrative, and fiscal service—					
Grade 11, \$3,800 to \$5,000; average, \$4,400—	Average— No. 1 Salary \$4, 000	Average— No. 2 Salary \$3, 800	Average— No. 1½ Salary \$3, 866		
Assistant chief accountant and auditors	1	2	1½	3, 100	
Grade 9, \$3,000 to \$3,600; average, \$3,300—					
Accountant and auditor				2, 700	
Grade 8, \$2,700 to \$3,300; average, \$3,000—	1	1	1½	2, 500	
Administrative assistant					
Grade 7, \$2,400 to \$3,000; average, \$2,700—					
Junior administrative assistant					
Grade 4, \$1,680 to \$2,040; average, \$1,860—	1	1	1	1, 680	
Principal stenographer					
Grade 3, \$1,500 to \$1,860; average, \$1,680—	1	1	1	1, 560	
Senior stenographer				3½	1, 560
Assistant clerks	3	3	1	1, 500	
Assistant clerk-stenographer	1	1			
Custodial service—					
Grade 3, \$1,020 to \$1,260; average, \$1,140—	1	1	1½	1, 050	
Messenger					
Total average number of employees	9	10	11½		
01 Total salaries, departmental service	18, 400	21, 440		21, 658	
Reserve		40			
Total	18, 400	21, 480		21, 658	
The difference between 1927 and 1928 is due to—					
Decrease in force				\$3, 800	
Increase in salaries				760	
Net decrease	3, 040				
Contingent Expenses, Navy Department— For professional and technical books and periodicals, law books, and necessary reference books, including city directories, railway guides, freight, passenger, and express tariff books and photostating, for department library; for purchase of photographs, maps, documents, and pictorial records of the Navy, photostating and other necessary incidental expenses in connection with the preparation for publication of the naval records of the war with the Central Powers of Europe; for stationery, furniture, newspapers ( <i>for which payment may be made in advance</i> ), plans, drawings, and drawing materials; purchase and exchange of motor trucks or motor delivery wagons, maintenance, repair, and operation of motor trucks or motor-delivery wagons, and one motor-propelled passenger-carrying vehicle, to be used only for official purposes; garage rent; street-car fares not exceeding \$500; freight, expressage, postage, typewriters, and computing machines and other absolutely necessary expenses of the Navy Department and its various bureaus and offices, \$80,000; it shall not be lawful to expend, unless otherwise specifically provided herein, for any of the offices or bureaus of the Navy Department in the District of Columbia, any sum out of appropriations made for the naval service for any of the purposes mentioned or authorized in this paragraph ( <i>act May 21, 1926, vol. 44, p. 592</i> )				80, 000. 00	80, 000. 00
		Estimated expenditures, 1928 appropriation	Estimated expenditures, 1927 appropriation	Expended and obligated, 1926	
Supplies and materials:					
0200 Stationery and office supplies		\$47, 500	\$47, 500	\$47, 673	
0222 Newspapers		80	80	82	
0290 Materials		2, 000	2, 000	1, 985	
02 Total supplies and materials		49, 580	49, 580	49, 740	
05 Communication service		1, 000	1, 000	1, 013	
06 Street-car fares		350	350	334	
11 Rents (tabulating machines)		7, 000	7, 000	7, 099	
13 Laundry service		250	250	250	
Equipment:					
3010 Furniture, furnishings, and fixtures		18, 820	18, 820	31, 349	
3020 Educational, scientific, and recreational equipment (library stock)		3, 000	3, 000	3, 000	
30 Total equipment		21, 820	21, 820	34, 349	
Total		80, 000	80, 000	92, 785	

*Estimates of appropriations required for the service of the fiscal year ending June 30, 1928—Continued*

General object (title of appropriation), date of acts, references to Statutes at Large, or to Revised Statutes, and estimated amount required for each detailed object				Total amount to be appropriated under each head of appropriation	Amount appropriated for the fiscal year ending June 30, 1927
<b>Printing and Binding, Navy Department—</b>					
For printing and binding for the Navy Department and the Naval Establishment executed at the Government Printing Office <b>[\$542,000]</b> \$500,000, including not exceeding \$85,000 for the Hydrographic Office <b>["]</b> \$27,000 for drill books for issue to officers and men, <b>["]</b> and <b>[\$5,000]</b> \$3,100 for the Naval Reserve Officers' Training Corps ( <i>act May 21, 1926, vol. 44, p. 593</i> )				\$500,000.00	\$542,000.00
08 Printing and binding: Expenditures—1928, \$500,000; 1927, \$542,000; 1926, \$500,000.					
<b>Pay, Miscellaneous—</b>					
For commissions and interest; transportation of funds; exchange; for traveling expenses of civilian employees; for the expenses of the attendance of representatives of the Navy Department who may be designated as delegates from the United States to attend the meetings of the International Research Council or of its branches; for the expenses for the attendance of representatives of the Navy Department who may be designated as delegates of the United States to attend the International Hydrographic Conference; actual expenses of officers and midshipmen while on shore patrol duty; hire of launches or other small boats in Asiatic waters; for rent of buildings and offices not in navy yards; expenses of courts-martial, including law and reference books, prisoners and prisons, and courts of inquiry, boards of inspection, examining boards, with clerks, and witnesses' fees, and traveling expenses and costs; expenses of naval defense districts; stationery and recording; religious books; newspapers and periodicals for the naval service; all advertising for the Navy Department and its bureaus (except advertising for recruits for the Bureau of Navigation); copying; ferriage; tolls; costs of suits; relief of vessels in distress; recovery of valuables from shipwrecks; quarantine expenses; reports; professional investigation; cost of special instruction at home and abroad, including maintenance of students and attachés; information from abroad and at home, and the collection and classification thereof; all charges pertaining to the Navy Department and its bureaus for ice for the cooling of drinking water on shore (except at naval hospitals), and not to exceed <b>[\$185,000]</b> \$180,000 for telephone rentals and tolls, telegrams and cablegrams; postage, foreign and domestic, and post office box rentals; for necessary expenses for interned persons and prisoners of war under the jurisdiction of the Navy Department, including funeral expenses for such interned persons or prisoners of war as may die while under such jurisdiction, and for payment of claims for damages under naval act approved July 11, 1919; and other necessary and incidental expenses; in all, <b>[\$1,550,000]</b> \$1,530,000: <i>Provided</i> , That no part of this appropriation shall be available for the expense of any naval district unless the commandant thereof shall be also the commandant of a navy yard, naval training station, or naval operating base: <i>Provided further</i> , That the sum to be paid out of this appropriation, under the direction of the Secretary of the Navy, for clerical, inspection, and messenger service in navy yards and naval stations, for the fiscal year ending June 30, <b>[1927]</b> 1928, shall not exceed <b>[\$464,000]</b> \$480,000 ( <i>act May 21, 1926, vol. 44, p. 593</i> )				1,530,000.00	1,550,000.00
	Estimated expenditures, 1928 appropriation	Estimated expenditures, 1927 appropriation	Expended and obligated, 1926		
05 Communication service.....	\$180,100	\$183,100	\$177,275		
06 Travel expenses.....	150,000	165,000	136,213		
07 Transportation of things (service).....	5,000	5,000	5,388		
09 Advertising and publication of notices (service).....	3,600	4,000	4,578		
14 Maintenance of shore stations.....	625,000	618,000	711,759		
15 Maintenance of ships.....	108,200	120,900	100,520		
16 Miscellaneous operating expenses.....	457,100	454,000	509,132		
Total.....	1,530,000	1,550,000	1,644,865		
<b>Contingent, Navy—</b>					
For all emergencies and extraordinary expenses, exclusive of personal services in the Navy Department or any of its subordinate bureaus or offices at Washington, District of Columbia, arising at home or abroad, but impossible to be anticipated or classified, to be expended on the approval and authority of the Secretary of the Navy, and for such purposes as he may deem proper, and for examination of estimates for appropriations in the field for any branch of the naval service ( <i>act May 21, 1926, vol. 44, p. 594</i> )				30,000.00	40,000.00
	Estimated expenditures, 1928 appropriation	Estimated expenditures, 1927 appropriation	Expended and obligated, 1926		
06 Travel expenses.....	\$2,000	\$2,000	\$1,785		
13 Miscellaneous operating expenses.....	28,000	38,000	21,785		
Total.....	30,000	40,000	23,570		

*Estimates of appropriations required for the service of the fiscal year ending June 30, 1928—Continued*

General object (title of appropriation), date of acts, references to Statutes at Large, or to Revised Statutes, and estimated amount required for each detailed object	Total amount to be appropriated under each head of appropriation	Amount appropriated for the fiscal year ending June 30, 1927
<b>Temporary Government for West Indian Islands—</b> For expenses incident to the occupation of the Virgin Islands and to the execution of the provisions of the act providing a temporary government for the West Indian Islands acquired by the United States from Denmark, and for other purposes, approved March 3, 1917, to be applied under the direction of the President, \$280,000, plus so much of \$20,000 additional as may equal the sum of revenue collected and paid into the treasuries of said islands in excess of \$280,000, provided no part of the \$280,000 be paid to anyone holding office in the colonial councils of the Virgin Islands or other public office under the government of said islands who owes allegiance to any country other than the United States of America ( <i>act May 21, 1926, vol. 44, p. 594</i> )-----	\$280, 000. 00	\$280, 000. 00
16 Miscellaneous operating charges: Expenditures—1928, \$280,000; 1927, \$280,000; 1926, \$395,180.		
<b>State Marine Schools, Act March 4, 1911—</b> To reimburse the State of New York, \$25,000; the State of Massachusetts, \$25,000; and the State of Pennsylvania, \$25,000, for expenses incurred in the maintenance and support of marine schools in those States in accordance with section 2 of the act entitled "An act for the establishment of marine schools, and for other purposes," approved March 4, 1911; in all ( <i>act May 21, 1926, vol. 44, p. 594</i> )-----	75, 000. 00	75, 000. 00
16 Miscellaneous operating charges: Expenditures—1928, \$75,000; 1927, \$75,000; 1926, \$75,000.		
<b>Care of Lepers, etc., Island of Guam—</b> Naval station, island of Guam: For maintenance and care of lepers, special patients, and for other purposes, including cost of transfer of lepers from Guam to the island of Culion, in the Philippines, and their maintenance, \$18,000; for educational purposes, \$12,000; in all ( <i>act May 21, 1926, vol. 44, p. 594</i> )-----	30, 000. 00	30, 000. 00
14 Maintenance and operation of shore stations: Expenditures—1928, \$30,000; 1927, \$30,000; 1926, \$29,560.		
<b>Naval Research Laboratory—</b> For laboratory and research work and other necessary work of the naval research laboratory for the benefit of the naval service, including operation and maintenance of a laboratory, additions to equipment necessary properly to carry on work in hand, maintenance of buildings and grounds and the temporary employment of such scientific civilian assistants as may become necessary, to be expended under the direction of the Secretary of the Navy, <b>[\$175,000] \$200,000: Provided,</b> That \$10,000 of this appropriation shall be available for the temporary employment of civilian scientists and technicians required on special problems: <i>Provided further,</i> That the sum to be paid out of this appropriation for technical, drafting, clerical, and messenger service shall not exceed <b>[\$75,000] \$100,000</b> in addition to the amount authorized by the preceding proviso ( <i>acts Aug. 29, 1916, vol. 39, p. 570; Mar. 4, 1917, vol. 39, p. 1179; May 21, 1926, vol. 44, p. 594</i> )-----	200, 000. 00	175, 000. 00

## Estimates of appropriations required for the service of the fiscal year ending June 30, 1928—Continued

General object (title of appropriation), date of acts, references to Statutes at Large, or to Revised Statutes, and estimated amount required for each detailed object

Total amount to be appropriated under each head of appropriation

Amount appropriated for the fiscal year ending June 30, 1927

**Salaries, Office of Naval Records and Library—**

Salaries, Navy Department: For personal services in the District of Columbia in accordance with the classification act of 1923 [including employees engaged in the collection or copying and classification, with a view to publication, of the naval records of the war with the Central Powers of Europe] (*act May 21, 1926, vol. 44, p. 595*)

\$37, 940. 00

\$40, 000. 00

	Estimated expenditures, 1928 appropriation	Estimated expenditures, 1927 appropriation	Expended and obligated, 1926
Departmental service:			
Salaries—			
Clerical, administrative, and fiscal service—	<i>Average—</i>	<i>Average—</i>	<i>Average—</i>
Grade 7, \$2,400 to \$3,000; average, \$2,700—	No. Salary	No. Salary	No. Salary
Junior administrative assistant—	1 \$2,500	1 \$2,500	1 \$2,479
Grade 6, \$2,100 to \$2,700; average, \$2,400—			
Principal clerk—	1 2,200	1 2,200	1 2,179
Grade 5, \$1,800 to \$2,400; average, \$2,111.42—			
Senior clerks—	1 2,100	2 2,100	2 2,100
Grade 4, \$1,680 to \$2,040; average, \$1,860—			
Clerk—			$\frac{1}{2}$ 1,980
Clerk-stenographer—	1 1,740	1 1,740	$\frac{1}{2}$ 1,740
Grade 3, \$1,500 to \$1,860; average, \$1,680—			
Assistant clerks—	7 1,611	7 1,611	$\frac{6}{11}$ 1,602
Assistant clerk-stenographer—	1 1,500	1 1,500	1 1,478
Grade 2, \$1,320 to \$1,680; average, \$1,500—			
Junior clerks—	4 1,445	4 1,445	$\frac{4}{15}$ 1,473
Junior clerk-typists—	2 1,380	2 1,380	$\frac{4}{15}$ 1,361
Junior clerk-stenographer—			$\frac{1}{15}$ 1,380
Subprofessional service—			
Grade 5, \$1,680 to \$2,040; average, \$1,860—			
Library assistant—	1 1,740	1 1,740	1 1,703
Grade 4, \$1,500 to \$1,830; average, \$1,680—			
Junior library assistant—	1 1,680	1 1,680	1 1,680
Grade 3, \$1,320 to \$1,680; average, \$1,500—			
Under library assistant—	1 1,380	1 1,380	$\frac{1}{15}$ 1,560
Grade 2, \$1,140 to \$1,500; average, \$1,320—			
Minor library assistant—	1 1,140	1 1,140	$\frac{1}{15}$ 1,140
Custodial service—			
Grade 3, \$1,020 to \$1,260; average, \$1,140—			
Messenger—	1 1,080	1 1,080	$\frac{1}{15}$ 1,080
Senior laborer—	1 1,020	1 1,020	1 1,020
Total average number of employees—	24	25	$27\frac{1}{15}$
Total salaries, departmental service—	37, 940	40, 000	43, 223
The difference between 1928 and 1927 is due to decrease in force, \$2,060.			
Supplies and materials:			
0200 Stationery and office supplies—			456
0204 Photographic supplies—			79
0290 Materials—			69
Total supplies and materials—			604
06 Photographing and making photographs and prints—			48
Equipment:			
3010 Furniture, furnishings and fixtures—			505
3020 Educational, scientific, and recreational equipment (library stock)—			31
Total equipment—			536
Total—			44, 411

**Salaries, Office of Judge Advocate General—**

Salaries, Navy Department: For personal services in the District of Columbia in accordance with the classification act of 1923 (*act May 21, 1926, vol. 44, p. 595*)

102, 000. 00

102, 000. 00

	Estimated expenditures, 1928 appropriation	Estimated expenditures, 1927 appropriation	Expended and obligated, 1926
Departmental service:			
Salaries—			
Clerical, administrative, and fiscal service—	<i>Average—</i>	<i>Average—</i>	<i>Average—</i>
Grade 7, \$2,400 to \$3,000; average, \$2,700—	No. Salary	No. Salary	No. Salary
Junior administrative assistant—	1 \$2,500	1 \$2,500	1 \$2,500
Grade 4, \$1,680 to \$2,040; average, \$1,860—			
Principal stenographer—	1 1,680	1 1,680	1 1,680
Clerks—	4 1,905	4 1,905	4 1,905
Grade 3, \$1,500 to \$1,860; average, \$1,680—			
Senior stenographers—	2 1,680	2 1,680	$2\frac{1}{15}$ 1,650
Assistant clerk-stenographers—	8 1,568	8 1,568	$7\frac{1}{15}$ 1,568
Grade 2, \$1,320 to \$1,680; average, \$1,500—			
Junior clerk—	1 1,320	1 1,320	1 1,410
Senior typist—			$\frac{1}{15}$ 1,320
Junior clerk-stenographers—	5 1,404	5 1,404	$5\frac{1}{15}$ 1,354
Grade 1, \$1,140 to \$1,500; average, \$1,320—			
Underclerk-typists—	6 1,320	6 1,320	$5\frac{1}{15}$ 1,276



*Estimates of appropriations required for the service of the fiscal year ending June 30, 1928—Continued*

General object (title of appropriation), date of acts, references to Statutes at Large, or to Revised Statutes, and estimated amount required for each detailed object

Total amount to be appropriated under each head of appropriation

Amount appropriated for the fiscal year ending June 30, 1927

*Salaries, Office of Judge Advocate General—Continued.*

	Estimated expenditures, 1928 appropriation	Estimated expenditures, 1927 appropriation	Expended and obligated, 1926
Departmental service—Continued.			
Salaries—Continued.			
Professional service—			
Grade 5, \$5,200 to \$6,000; average, \$5,600—			
Senior attorneys.....	Average— No. 2 Salary \$5,200	Average— No. 2 Salary \$5,200	Average— No. 2 Salary \$5,200
Grade 4, \$3,800 to \$5,000; average, \$4,400—			
Attorneys.....	6 3,800	6 3,800	5½ 3,800
Grade 3, \$3,000 to \$3,600; average, \$3,300—			
Associate attorneys.....	3 3,000	3 3,000	2½ 3,000
Grade 2, \$2,400 to \$3,000; average, \$2,700—			
Assistant attorneys.....	2 2,550	2 2,550	1½ 2,550
Assistant patent examiner.....	1 2,500	1 2,500	1 2,500
Grade 1, \$1,860 to \$2,400; average, \$2,111.42—			
Junior attorneys.....	3 2,233	3 2,233	3 2,233
Custodial service—			
Grade 3, \$1,020 to \$1,260; average, \$1,140—			
Messengers.....	3 1,040	3 1,040	3 1,040
Total average number of employees.....	48	48	47
Total salaries, departmental service.....	102,000	102,000	99,613

*Salaries, Office of Chief of Naval Operations—*Salaries, Navy Department: For personal services in the District of Columbia, in accordance with the classification act of 1923 (*act May 21, 1926, vol. 44, p. 595*).....

\$66,640.00

\$68,000.00

	Estimated expenditures, 1928 appropriation	Estimated expenditures, 1927 appropriation	Expended and obligated, 1926
Departmental service:			
Salaries—			
Clerical, administrative, and fiscal service—			
Grade 9, \$3,000 to \$3,600; average, \$3,300—			
Senior administrative assistant (chief clerk).....	Average— No. 1 Salary \$3,000	Average— No. 1 Salary \$3,000	Average— No. 1 Salary \$3,000
Grade 7, \$2,400 to \$3,000; average, \$2,700—			
Junior administrative assistants.....	3 2,500	3 2,467	2½ 2,400
Grade 6, \$2,100 to \$2,700; average, \$2,400—			
Principal clerks.....	1 2,400	1 2,400	1½ 2,400
Grade 5, \$1,860 to \$2,400; average, \$2,111.42—			
Senior clerk.....	1 1,860	1 1,860	1 1,860
Senior clerk-stenographer.....	1 2,100	1 2,100	1 2,100
Senior photographer.....	1 2,100	1 2,100	1 2,100
Grade 4, \$1,680 to \$2,040; average, \$1,860—			
Clerk.....	1 1,860	1 1,860	1 1,860
Principal stenographer.....	1 1,860	1 1,860	1 1,860
Grade 3, \$1,500 to \$1,860; average, \$1,680—			
Assistant clerks.....	5 1,620	5 1,620	5 1,596
Assistant clerk-stenographer.....	1 1,560	1 1,560	½ 1,500
Senior stenographers.....	8 1,642	8 1,642	8 1,635
Grade 2, \$1,320 to \$1,680; average, \$1,500—			
Junior clerks.....	3 1,400	3 1,400	2½ 1,433
Junior stenographers.....	3 1,620	3 1,620	3 1,620
Grade 1, \$1,140 to \$1,500; average, \$1,320—			
Underclerks.....	2 1,320	3 1,320	3 1,320
Subprofessional service—			
Grade 6, \$1,860 to \$2,400; average, \$2,111.42—			
Senior engineering draftsman.....	1 1,920	1 1,920	1 1,920
Grade 5, \$1,680 to \$2,040; average, \$1,860—			
Engineering draftsman.....	1 1,740	1 1,740	1 1,680
Custodial service—			
Grade 4, \$1,140 to \$1,500; average, \$1,320—			
Undermechanic.....	1 1,440	1 1,440	1 1,440
Grade 3, \$1,020 to \$1,260; average, \$1,140—			
Messengers.....	4 1,060	4 1,060	4 1,065
Total average number of employees.....	39	40	39½
Total salaries, departmental service.....	66,640	67,860	66,668
The difference between 1928 and 1927 is due to—			
Decrease in force.....	\$1,320		
Increase in salaries.....	100		
Net decrease.....	1,220		

## Estimates of appropriations required for the service of the fiscal year ending June 30, 1928—Continued

General object (title of appropriation), date of acts, references to Statutes at Large, or to Revised Statutes, and estimated amount required for each detailed object				Total amount to be appropriated under each head of appropriation	Amount appropriated for the fiscal year ending June 30, 1927
<b>Salaries, Board of Inspection and Survey—</b> Salaries, Navy Department: For personal services in the District of Columbia, in accordance with the classification act of 1923 ( <i>act May 21, 1926, vol. 44, p. 595</i> )				\$19, 560. 00	\$20, 460. 00
	Estimated expenditures, 1928 appropriation	Estimated expenditures, 1927 appropriation	Expended and obligated, 1926		
<b>Departmental service:</b> <b>Salaries—</b> Clerical, administrative, and fiscal service— Grade 7, \$2,400 to \$3,000; average, \$2,700— Junior administrative assistant..... Grade 4, \$1,680 to \$2,040; average, \$1,860— Clerk-stenographer..... Clerk..... Grade 3, \$1,500 to \$1,860; average, \$1,680— Assistant clerk-stenographer..... Senior stenographers..... Grade 2, \$1,320 to \$1,680; average, \$1,500— Junior clerk-typist..... Subprofessional service— Grade 8, \$2,400 to \$3,000; average, \$2,700— Chief engineering draftsman..... Custodial service— Grade 3, \$1,020 to \$1,260; average, \$1,140— Messengers..... Total..... 01 Total salaries, departmental service..... The difference between 1928 and 1927 is due to— Decrease in force..... \$1, 080 Increase in salaries..... 360 Net decrease..... 720					
	Average— No. Salary	Average— No. Salary	Average— No. Salary		
	1 \$2, 700	1 \$2, 700	1 \$2, 594		
	1 1, 920	1 1, 800	1 1, 743		
	1 1, 800	1 1, 800	1 1, 783		
	1 1, 680	1 1, 680	1 1, 680		
	2 1, 680	2 1, 590	2 1, 627		
	1 1, 500	1 1, 500	1 1, 483		
	2 2, 700	2 2, 700	2 2, 700		
	1 1, 200	2 1, 110	2 1, 093		
	10 19, 560	11 20, 280	11 20, 563		
<b>Salaries, Office of Director of Naval Communications—</b> Salaries, Navy Department: For personal services in the District of Columbia, in accordance with the classification act of 1923 ( <i>act May 21, 1926, vol. 44, p. 595</i> )				126, 200. 00	128, 000. 00
	Estimated expenditures, 1928 appropriation	Estimated expenditures, 1927 appropriation	Expended and obligated, 1926		
<b>Departmental service:</b> <b>Salaries—</b> Clerical, administrative, and fiscal service— Grade 8, \$2,700 to \$3,300; average, \$3,000— Administrative assistant..... Grade 7, \$2,400 to \$3,000; average, \$2,700— Junior administrative assistant (chief clerk)..... Grade 6, \$2,100 to \$2,700; average, \$2,400— Principal accounting and auditing assistant..... Principal clerk..... Grade 5, \$1,860 to \$2,400; average, \$2,111.42— Senior clerks..... Senior transportation rate and traffic clerk..... Grade 4, \$1,680 to \$2,040; average, \$1,860— Head operators, office devices..... Clerk..... Accounting and auditing assistant..... Grade 3, \$1,500 to \$1,860; average, \$1,680— Assistant clerks..... Senior stenographers..... Assistant clerk-stenographers..... Grade 2, \$1,320 to \$1,680; average, \$1,500— Junior clerks..... Junior stenographer..... Junior clerk-typists..... Junior operators, office devices..... Grade 1, \$1,140 to \$1,500; average, \$1,320— Underclerk-typist..... Underoperators, office devices..... Custodial service— Grade 3, \$1,020 to \$1,260; average, \$1,140— Messengers..... Professional service— Grade 4, \$3,800 to \$5,000; average, \$4,400— Engineer (telephone and telegraph engineer)..... Subprofessional service— Grade 8, \$2,400 to \$3,000; average, \$2,700— Chief engineering aide (communication aide)..... Grade 6, \$1,860 to \$2,400; average, \$2,100— Senior engineering aide (assistant to telegraph and telephone engineer)..... Total average number of employees..... 01 Total salaries, departmental service..... The difference between 1927 and 1928 is due to decrease in force, \$1,500.					
	Average— No. Salary	Average— No. Salary	Average— No. Salary		
	1 \$3, 000	1 \$3, 000	1 \$3, 000		
	1 2, 700	1 2, 700	1 2, 600		
	1 2, 400	1 2, 400	1 2, 400		
	1 2, 400	1 2, 400	1 2, 400		
	3 2, 167	3 1, 167	3 2, 167		
	1 2, 100	1 2, 100	1 2, 100		
	8 1, 927	8 1, 927	9 1, 927		
	1 1, 860	1 1, 860	1 1, 860		
	1 1, 680	1 1, 680	1 1, 680		
	7 1, 663	7 1, 663	7 1, 663		
	5 1, 728	5 1, 728	5 1, 728		
	2 1, 620	2 1, 620	2 1, 620		
	17 1, 465	17 1, 465	17 1, 486		
	1 1, 380	1 1, 380	1 1, 440		
	3 1, 580	4 1, 560	4 1, 545		
	3 1, 540	3 1, 540	3 1, 540		
	1 1, 140	1 1, 140	1 1, 140		
	10 1, 380	10 1, 380	10 1, 380		
	5 1, 068	5 1, 068	5 1, 056		
	1 4, 000	1 4, 000	1 4, 000		
	1 2, 600	1 2, 600	1 2, 500		
	1 2, 100	1 2, 100	1 2, 100		
	75 126, 200	76 127, 700	77 127, 978		

*Estimates of appropriations required for the service of the fiscal year ending June 30, 1928—Continued*

General object (title of appropriation), date of acts, references to Statutes at Large, or to Revised Statutes, and estimated amount required for each detailed object

Total amount to be appropriated under each head of appropriation

Amount appropriated for the fiscal year ending June 30, 1927

*Salaries, Office of Naval Intelligence—*

Salaries, Navy Department: For personal services in the District of Columbia in accordance with the classification act of 1923 (*act May 21, 1926*, vol. 44, p. 595)-----

\$37, 800. 00

\$36, 000. 00

	Estimated expenditures, 1928 appropriation	Estimated expenditures, 1927 appropriation	Expended and obligated, 1926
Departmental service:			
Salaries—			
Clerical, administrative, and fiscal service—			
Grade 7, \$2,400 to \$3,000; average, \$2,700—			
Junior administrative assistant.....	No. 1 Salary \$2,700	No. 1 Salary \$2,700	No. 1 Salary \$2,500
Grade 6, \$2,100 to \$2,700; average, \$2,400—			
Principal clerks.....	2 2,300	2 2,300	1½ 2,250
Principal translator.....	1 2,200	1 2,200	1 2,200
Grade 5, \$1,800 to \$2,400; average, \$2,111.42—			
Senior translators.....	2 1,800	2 1,800	2 1,800
Grade 4, \$1,680 to \$2,040; average, \$1,860—			
Clerks.....	1 2,040	1 2,040	1½ 1,950
Office draftsman.....	1 1,680		1 1,680
Grade 3, \$1,500 to \$1,860; average, \$1,680—			
Assistant clerk.....	1 1,620	1 1,620	1 1,570
Assistant clerk-stenographers.....	3 1,700	3 1,700	3 1,660
Assistant photographer.....	1 1,680	1 1,680	1 1,680
Grade 2, \$1,320 to \$1,680; average, \$1,500—			
Junior clerk.....	1 1,380	1 1,380	
Junior clerk-typists.....	3 1,480	3 1,480	2 1,470
Junior clerk-stenographers.....	3 1,480	3 1,460	2½ 1,382
Grade 1, \$1,140 to \$1,500; average, \$1,320—			
Underclerks.....			2 1,320
Custodial service—			
Grade 3, \$1,020 to \$1,260; average, \$1,140—			
Messengers.....	2 1,080	2 1,050	2 1,050
Total average number of employees.....	22	21	21½
Total salaries, departmental service.....	37,800	36,000	36,453
The difference between 1928 and 1927 is due to—			
Increase in force.....	\$1,680		
Increase in salaries.....	120		
Total increase.....	1,800		

Total, Secretary's Office.-----

3, 321, 340. 00

3, 377, 300. 00

## BUREAU OF NAVIGATION

*Transportation, Bureau of Navigation—*

Transportation and recruiting: For mileage and actual and necessary expenses and per diem in lieu of subsistence as authorized by law to officers of the Navy and Naval Reserve while traveling under orders [ ], and hereafter officers performing travel by Government-owned vessels for which no transportation fare is charged, shall only be entitled to reimbursement of actual and necessary expenses incurred [ ]; for mileage, at 5 cents per mile, to midshipmen entering the Naval Academy while proceeding from their homes to the Naval Academy for examination and appointment as midshipmen, and not more than \$2,500 shall be available for transportation of midshipmen, including reimbursement of traveling expenses, while traveling under orders after appointment as midshipmen; for actual traveling expenses of female nurses; for travel allowance or for transportation and subsistence as authorized by law of enlisted men upon discharge; transportation of enlisted men and apprentice seamen and applicants for enlistment at home and abroad, with subsistence and transfers en route, or cash in lieu thereof; transportation to their homes, if residents of the United States, of enlisted men and apprentice seamen discharged on medical survey, with subsistence and transfers en route, or cash in lieu thereof; transportation of sick or insane enlisted men and apprentice seamen to hospitals, with subsistence and transfers en route, or cash in lieu thereof; apprehension and delivery of deserters and stragglers, and for railway guides and other expenses incident to transportation; expenses of recruiting for the naval service; rent of rendezvous and expenses of maintaining the same; advertising for and obtaining men and apprentice seamen; actual and necessary expenses in lieu of mileage to officers on duty with traveling recruiting parties; transportation of dependents of officers and enlisted men; in all (*act May 21, 1926*, vol. 44, p. 595)-----

4, 500, 000. 00

4, 664, 000. 00

	Estimated expenditures, 1928 appropriation	Estimated expenditures, 1927 appropriation	Expended and obligated, 1926
06 Travel expenses.....	\$4, 414, 500	\$4, 579, 300	\$3, 287, 871
09 Advertising and publication of notices (service).....	2, 000	2, 000	
14 Maintenance and operation of shore stations.....	83, 500	82, 200	69, 968
Total.....	4, 500, 000	4, 664, 000	3, 357, 839

*Estimates of appropriations required for the service of the fiscal year ending June 30, 1928—Continued*

General object (title of appropriation), date of acts, references to Statutes at Large, or to Revised Statutes, and estimated amount required for each detailed object				Total amount to be appropriated under each head of appropriation	Amount appropriated for the fiscal year ending June 30, 1927
<b>Recreation for Enlisted Men, Navy—</b> Recreation for enlisted men: For the recreation, amusement, comfort, contentment, and health of the Navy, to be expended in the discretion of the Secretary of the Navy, under such regulations as he may prescribe, <b>[\$425,000] \$400,000: Provided,</b> That the amount paid from this appropriation for personal services of field employees, exclusive of temporary services, shall not exceed \$35,000 ( <i>act May 21, 1926, vol. 44, p. 596</i> )-----				\$400, 000. 00	\$425, 000. 00
16 Miscellaneous operating charges: Expenditures—1928, \$400,000; 1927, \$425,000; 1926, \$497,418.					
<b>Contingent, Bureau of Navigation—</b> Contingent: For continuous-service certificates, commissions, warrants, diplomas, discharges, good-conduct badges, and medals for men and boys; purchase of gymnastic apparatus; transportation of effects of deceased officers and enlisted men of the Navy, and of officers and men of the Naval Reserve who die while on duty; books for training apprentice seamen and landsmen; packing boxes and materials; books and models; stationery; and other contingent expenses and emergencies arising under cognizance of the Bureau of Navigation, unforeseen and impossible to classify ( <i>act May 21, 1926, vol. 44, p. 596</i> )-----				14, 000. 00	15, 000. 00
	Estimated expenditures, 1928 appropriation	Estimated expenditures, 1927 appropriation	Expended and obligated, 1926		
07 Transportation of things (service)-----	\$1, 000	\$1, 000	\$1, 245		
16 Miscellaneous operating charges-----	13, 000	14, 000	7, 097		
Total-----	14, 000	15, 000	8, 342		
<b>Gunnery and Engineering Exercises, Bureau of Navigation—</b> Gunnery and engineering exercises: For trophies and badges for excellence in gunnery, target practice, engineering exercises, and for economy in fuel consumption to be awarded under such rules as the Secretary of the Navy may formulate; for the purpose of recording, classifying, compiling, and publishing the rules and results; for the establishment and maintenance of shooting galleries, target houses, targets, and ranges; for hiring established ranges, and for transporting equipment to and from ranges ( <i>act May 21, 1926, vol. 44, p. 596</i> )-----				46, 650. 00	37, 850. 00
	Estimated expenditures, 1928 appropriation	Estimated expenditures, 1927 appropriation	Expended and obligated, 1926		
14 Maintenance and operation of shore stations-----	\$22, 150	\$19, 850	\$16, 893		
16 Miscellaneous operating charges-----	24, 500	18, 000	26, 447		
Total-----	46, 650	37, 850	43, 340		
<b>Instruments and Supplies, Bureau of Navigation—</b> Instruments and supplies: For supplies for seamen's quarters; and for the purchase of all other articles of equipage at home and abroad; and for the payment of labor in equipping vessels therewith and manufacture of such articles in the several navy yards; all pilotage and towage of ships of war; canal tolls, wharfage, dock, and port charges, and other necessary incidental expenses of a similar nature; services and materials in repairing, correcting, adjusting, and testing compasses on shore and on board ship; nautical and astronomical instruments and repairs to same, and pay of chronometer caretakers; libraries for ships of war, professional books, schoolbooks, and papers; maintenance of gunnery and other training classes; compasses, compass fittings, including binnacles, tripods, and other appendages of ship's compasses; logs and other appliances for measuring the ship's way and leads and other appliances for sounding; photographs, photographic instruments and materials, printing outfit and materials; and for the necessary civilian electricians for gyrocompass testing and inspection; in all ( <i>act May 21, 1926, vol. 44, p. 596</i> )-----				585, 000. 00	600, 000. 00
	Estimated expenditures, 1928 appropriation	Estimated expenditures, 1927 appropriation	Expended and obligated, 1926		
1293 Repairs to ship's equipage-----	\$188, 500	\$193, 000	\$178, 990		
14 Maintenance and operation of shore stations-----	18, 000	20, 000	16, 263		
15 Maintenance and operation of fleet-----	179, 939	185, 000	181, 942		
30302 Equipage of naval vessels-----	198, 561	202, 000	191, 418		
Total-----	585, 000	600, 000	568, 613		

*Estimates of appropriations required for the service of the fiscal year ending June 30, 1928—Continued*

General object (title of appropriation), date of acts, references to Statutes at Large, or to Revised Statutes, and estimated amount required for each detailed object	Total amount to be appropriated under each head of appropriation	Amount appropriated for the fiscal year ending June 30, 1927
<b>Ocean and Lake Surveys, Bureau of Navigation—</b> Ocean and lake surveys: For hydrographic surveys, including the pay of the necessary hydrographic surveyors, cartographic draftsmen, and recorders, and for the purchase of nautical books, charts, and sailing directions ( <i>act May 21, 1926, vol. 44, p. 597</i> )-----  16 Miscellaneous operating charges: Expenditures—1928, \$60,000; 1927, \$86,000; 1926, \$78,825.	  	

*Estimates of appropriations required for the service of the fiscal year ending June 30, 1928—Continued*

General object (title of appropriation), date of acts, references to Statutes at Large, or to Revised Statutes, and estimated amount required for each detailed object				Total amount to be appropriated under each head of appropriation	Amount appropriated for the fiscal year ending June 30, 1927
<b>Naval Reserve—Continued.</b>					
	Estimated expenditures, 1928 appropriation	Estimated expenditures, 1927 appropriation	Expended and obligated, 1926		
01 Personal services.....	\$2, 296, 142	\$2, 187, 702	\$1, 741, 907		
03 Subsistence and support of persons.....	216, 693	226, 547	212, 342		
06 Travel expenses.....	137, 816	122, 359	66, 964		
12 Repairs to vessels.....	511, 147	420, 420	622, 897		
14 Maintenance and operation of shore stations.....	160, 000	160, 000	156, 779		
15 Maintenance and operation of fleet.....	528, 202	703, 832	611, 517		
Total.....	3, 850, 000	3, 820, 860	3, 412, 406		
<b>Naval Reserve Officers' Training Corps—</b>					
For the procurement, maintenance, and issue, under such regulations as may be prescribed by the Secretary of the Navy, to institutions at which one or more units of the Naval Reserve Officers' Training Corps are established, of such means of transportation, books, supplies, tentage, equipment, and uniforms as he may deem necessary, and all other miscellaneous items, including cleaning and laundering of uniforms and clothing at camps or on board ship; and to pay commutation in lieu of uniforms at a rate to be fixed annually by the Secretary of the Navy; for transporting supplies and equipment from place of issue to the several institutions, training camps, and ships and return of same to place of issue when necessary; for the establishment and maintenance of camps of instruction, and schools on ships for the further practical instruction of members of the Naval Reserve Officers' Training Corps, and for transporting members of such corps to and from such camps or ships and to subsist them while traveling to and from such camps or ships and while remaining therein so far as appropriations will permit or, in lieu of transporting them to and from such camps or ships and subsisting them while en route, to pay them travel allowance at the rate of 5 cents per mile for the distance by the shortest usually traveled route from the places from which they are authorized to proceed to the camp or ship and for the return journey thereto, and to pay the return travel pay in advance of the actual performance of the travel; for pay for students attending [advanced] camps or [advanced] schools on ships at the rate prescribed for enlisted men of the seventh pay grade; for the payment of commutation of subsistence to members of the senior division of the Naval Reserve Officers' Training Corps, at a rate not exceeding the cost of the commuted ration of the Navy; for medical and hospital treatment, subsistence until furnished transportation, and transportation when fit for travel to their homes of members of the Naval Reserve Officers' Training Corps injured in line of duty while at camps of instruction or on ships; and for the cost of preparation and transportation to their homes and burial expenses of the remains of the members of the Naval Reserve Officers' Training Corps who die while attending camps of instruction or on ships; and for the cost of maintenance, repair, and operation of motor-propelled passenger-carrying vehicles, [\$40,000] \$65,000 to remain available until December 31, [1927] 1928: <i>Provided</i> , That uniforms and other equipment or material issued to the Naval Reserve Officers' Training Corps in accordance with law may be furnished from surplus or reserve stocks of the Navy without payment from this appropriation, except for actual expenses incurred in the manufacture or issue: <i>Provided further</i> , That in no case shall the amount paid from this appropriation for uniforms, equipment, or material furnished to the Naval Reserve Officers' Training Corps from stocks under the control of the Navy be in excess of the price current at the time the issue is made ( <i>act May 21, 1926, vol. 44, p. 598</i> )				\$65, 000. 00	\$40, 000. 00
	Estimated expenditures, 1928 appropriation	Estimated expenditures, 1927 appropriation	Expended and obligated, 1926		
03 Subsistence and support of persons.....	\$29, 760	\$24, 090			
06 Travel expenses.....	10, 240	600			
16 Miscellaneous operating charges.....	25, 000	15, 310			
Total.....	65, 000	40, 000			

*Estimates of appropriations required for the service of the fiscal year ending June 30, 1928—Continued*

General object (title of appropriation), date of acts, references to Statutes at Large, or to Revised Statutes, and estimated amount required for each detailed object				Total amount to be appropriated under each head of appropriation	Amount appropriated for the fiscal year ending June 30, 1927																
<b>Naval War College, Bureau of Navigation—</b> Naval War College, Rhode Island: For maintenance of the Naval War College on Coasters Harbor Island, including the maintenance, repair, and operation of one horse-drawn passenger-carrying vehicle to be used only for official purposes; and care of ground for same, <b>[\$96,000] \$101,000</b> ; services of a professor of international law, \$2,000; services of civilian lecturers, rendered at the War College, \$2,000; care and preservation of the library, including the purchase, binding, and repair of books of reference and periodicals, \$5,000; in all, <b>[\$105,000] \$110,000</b> : <i>Provided, That the sum to be paid out of this appropriation under the direction of the Secretary of the Navy for clerical, inspection, drafting, and messenger service for the fiscal year ending June 30, [1927] 1928, shall not exceed [\$64,000] \$68,240 (act May 21, 1926, vol. 44, p. 599)</i> -----				\$110, 000. 00	\$105, 000. 00																
14 Maintenance and operation of shore stations: Expenditures—1928, \$110,000; 1927, \$105,000; 1926, \$103,859.																					
<b>Naval Home, Philadelphia, Pa.—</b> Naval Home, Philadelphia, Pennsylvania: For pay of employees at rates of pay to be fixed by the Secretary of the Navy, <b>[\$66,850]</b> -----				\$68, 300. 00																	
Maintenance: For water rent, heating, and lighting; cemetery, burial expenses, and headstones; general care and improvements of grounds, buildings, walls, and fences; repairs to power-plant equipment, implements, tools, and furniture, and purchase of the same; music in chapel and entertainments for beneficiaries; stationery, books, and periodicals; transportation of indigent and destitute beneficiaries to the Naval Home, and of sick and insane beneficiaries, their attendants and necessary subsistence for both, to and from other Government hospitals; employment of such beneficiaries in and about the Naval Home as may be authorized by the Secretary of the Navy, on the recommendation of the governor; support of beneficiaries and all other contingent expenses, including the maintenance, repair, and operation of one horse-drawn passenger-carrying vehicle, two motor-propelled vehicles, and one motor-propelled passenger-carrying vehicle to be used only for official purposes, <b>[\$97,500]</b> -----				98, 500. 00																	
In all, Naval Home, <b>[\$164,350] \$166,800</b> , which sum shall be paid out of the income from the naval pension fund ( <i>act May 21, 1926, vol. 44, p. 599</i> )-----				166, 800. 00																	
Indefinite appropriation: For expenses of the Naval Home, Philadelphia, Pennsylvania, as authorized in the annual naval act, to be paid from the interest on the Navy pension fund (detailed estimate above) ( <i>acts Mar. 1, 1869, vol. 15, p. 277; June 30, 1914, vol. 38, p. 397</i> )-----				166, 800. 00	164, 350. 00																
14 Maintenance and operation of shore stations: Expenditures—1928, \$166,800; 1927, \$164,350; 1926, \$162,405.																					
<b>Navy Fines and Forfeitures—</b> Indefinite appropriation of the receipts from fines and forfeitures imposed by naval courts-martial, applicable for payment for transportation of discharged prisoners to their homes, the balance not required for such payment to be transferred to the naval hospital fund ( <i>act Mar. 3, 1909, vol. 35, 756</i> )-----				140, 000. 00	200, 000. 00																
<table><tr><td></td><td>Estimated expenditures, 1928 appropriations</td><td>Estimated expenditures, 1927 appropriations</td><td>Expended and obligated, 1926</td></tr><tr><td>06 Travel expenses-----</td><td>\$50, 000</td><td>\$50, 000</td><td>\$48, 664</td></tr><tr><td>16 Miscellaneous operating charges-----</td><td>90, 000</td><td>150, 000</td><td>221, 825</td></tr><tr><td>Total-----</td><td>140, 000</td><td>200, 000</td><td>270, 489</td></tr></table>					Estimated expenditures, 1928 appropriations	Estimated expenditures, 1927 appropriations	Expended and obligated, 1926	06 Travel expenses-----	\$50, 000	\$50, 000	\$48, 664	16 Miscellaneous operating charges-----	90, 000	150, 000	221, 825	Total-----	140, 000	200, 000	270, 489		
	Estimated expenditures, 1928 appropriations	Estimated expenditures, 1927 appropriations	Expended and obligated, 1926																		
06 Travel expenses-----	\$50, 000	\$50, 000	\$48, 664																		
16 Miscellaneous operating charges-----	90, 000	150, 000	221, 825																		
Total-----	140, 000	200, 000	270, 489																		
<b>Salaries, Bureau of Navigation—</b> Salaries, Navy Department: For personal services in the District of Columbia, in accordance with classification act of 1923 <b>[\$423,000] \$414,540</b> : <i>Provided, That the unexpended balance of the appropriation of \$450,000 for administrative expenses, World War adjusted compensation act, contained in the second deficiency act, fiscal year 1924, approved December 5, 1924, shall remain available until June 30, 1928 (act May 21, 1926, vol. 44, p. 599)</i> -----				414, 540. 00	423, 000. 00																

## Estimates of appropriations required for the service of the fiscal year ending June 30, 1928—Continued

General object (title of appropriation), date of acts, references to Statutes at Large, or to Revised Statutes, and estimated amount required for each detailed object				Total amount to be appropriated under each head of appropriation	Amount appropriated for the fiscal year ending June 30, 1927
<b>Salaries, Bureau of Navigation—Continued.</b>					
	Estimated expenditures, 1928 appropriation	Estimated expenditures, 1927 appropriation	Expended and obligated, 1926		
Departmental service:					
Salaries—					
Clerical, administrative, and fiscal service—	Average—	Average—	Average—		
Grade 10, \$3,300 to \$3,900; average, \$3,600—	No. Salary	No. Salary	No. Salary		
Junior administrative officer (chief clerk).....	1 \$3,800	1 \$3,700	1 \$3,600		
Grade 8, \$2,700 to \$3,300; average, \$3,000—					
Administrative assistants.....	3 3,000	3 3,000	3 2,983		
Grade 7, \$2,400 to \$3,000; average, \$2,700—					
Junior administrative assistants.....	8 2,700	8 2,700	8 2,650		
Grade 6, \$2,100 to \$2,700; average, \$2,400—					
Principal clerk.....	1 2,500	1 2,500	1 2,400		
Grade 5, \$1,860 to \$2,400; average, \$2,111.42—					
Senior clerks.....	14 2,091	14 2,091	14 2,060		
Grade 4, \$1,680 to \$2,040; average, \$1,860—					
Clerks.....	25 1,797	25 1,797	24 1,748		
Clerk-stenographers.....	2 1,740	2 1,740	2 1,705		
Grade 3, \$1,500 to \$1,860; average, \$1,680—					
Assistant clerks.....	58 1,592	59 1,590	53 1,621		
Assistant clerk-stenographers.....	10 1,566	10 1,566	12 1,571		
Senior operators, office devices.....	1 1,500	1 1,500	1 1,540		
Grade 2, \$1,320 to \$1,680; average, \$1,500—					
Junior clerks.....	48 1,397	51 1,403	56 1,404		
Junior clerk-typists.....	16 1,395	16 1,395	12 1,400		
Junior clerk-stenographers.....	14 1,385	14 1,385	12 1,398		
Junior stenographers.....	16 1,388	16 1,388	17 1,361		
Senior typists.....	7 1,397	7 1,397	7 1,380		
Junior operator, office devices.....	1 1,320	1 1,320	1 1,350		
Grade 1, \$1,140 to \$1,500; average, \$1,320—					
Underclerks.....	19 1,247	19 1,247	19 1,235		
Underclerk-typists.....	1 1,320	1 1,320	2 1,230		
Underoperators, office devices.....	1 1,260	1 1,260	1 1,320		
Junior typists.....	1 1,320	1 1,320	2 1,245		
Professional and scientific service—					
Grade 5, \$5,200 to \$6,000; average, \$5,600—					
Senior educationist.....	1 5,600	1 5,200			
Grade 4, \$3,800 to \$5,000; average, \$4,400—					
Librarian.....	1 4,400	1 3,800			
Custodial service—					
Grade 4, \$1,140 to \$1,500; average, \$1,320—					
Head messenger.....	1 1,200	1 1,200	1 1,200		
Grade 3, \$1,020 to \$1,260; average, \$1,140—					
Messengers.....	13 1,075	14 1,071	14 1,068		
Total average number of employees.....	263	268	268 1/2		
Total salaries, departmental service.....	414,540	423,000	418,471		
The difference between 1928 and 1927 is due to decrease in force, \$8,460.					

## Salaries, Hydrographic Office—

Salaries, Navy Department: For personal services in the District of Columbia, in accordance with the classification act of 1923 (act May 21, 1926, vol. 44, p. 599).....

\$310,000.00

\$310,000.00

	Estimated expenditures, 1928 appropriation	Estimated expenditures, 1927 appropriation	Expended and obligated, 1926
Departmental service:			
Salaries—			
Clerical, administrative, and fiscal service—	Average—	Average—	Average—
Grade 8, \$2,700 to \$3,300; average, \$3,000—	No. Salary	No. Salary	No. Salary
Administrative assistant.....	1 \$3,100	1 \$3,100	1 \$3,000
Grade 6, \$2,100 to \$2,700; average, \$2,400—			
Principal clerk.....	1 2,400	1 2,400	1 2,250
Grade 5, \$1,860 to \$2,400; average, \$2,111.42—			
Senior clerk.....			1 2,100
Grade 4, \$1,680 to \$2,040; average, \$1,860—			
Clerk-stenographer.....	1 1,860	1 1,860	1 1,860
Clerk.....	1 1,860	1 1,860	1 1,860
Grade 3, \$1,500 to \$1,860; average, \$1,680—			
Assistant clerk.....			1 1,680
Senior stenographer.....	1 1,800	1 1,800	1 1,745
Assistant clerk-stenographers.....	6 1,660	6 1,660	3 1,645
Grade 2, \$1,320 to \$1,680; average, \$1,500—			
Junior clerk-typists.....	6 1,520	6 1,520	6 1,485
Junior clerk-stenographers.....	2 1,440	2 1,440	3 1,486
Grade 1, \$1,140 to \$1,500; average, \$1,320—			
Underoperator, office devices.....	1 1,440	1 1,440	1 1,440
Underclerks.....	2 1,260	2 1,260	2 1,245



*Estimates of appropriations required for the service of the fiscal year ending June 30, 1928—Continued*

General object (title of appropriation), date of acts, references to Statutes at Large, or to Revised Statutes, and estimated amount required for each detailed object					Total amount to be appropriated under each head of appropriation		Amount appropriated for the fiscal year ending June 30, 1927	
<i>Salaries, Hydrographic Office—Continued.</i>								
		Estimated expenditures, 1928 appropriation	Estimated expenditures, 1927 appropriation	Expended and obligated, 1926				
Departmental service—Continued.								
Salaries—Continued.								
Professional and scientific service—								
Grade 5, \$5,200 to \$6,000; average, \$5,600—	<i>Average—</i>		<i>Average—</i>	<i>Average—</i>				
	No. Salary	No. Salary	No. Salary					
Senior scientist.....	1 \$5,200	1 \$5,200	1 \$5,200					
Senior engineer.....	1 5,200	1 5,200	1 5,200					
Grade 4, \$3,800 to \$5,000; average, \$4,400—								
Scientist.....	1 3,800	1 3,800	1 3,800					
Engineers.....	6 3,800	6 3,800	6 3,800					
Grade 3, \$3,000 to \$3,600; average, \$3,300—								
Associate engineers.....	13 3,000	13 3,000	12½ 3,000					
Grade 2, \$2,400 to \$3,000; average, \$2,700—								
Assistant engineers.....	9 2,522	9 2,522	9½ 2,460					
Grade 1, \$1,860 to \$2,400; average, \$2,111.42—								
Junior engineers.....	6 1,970	6 1,970	4½ 1,939					
Subprofessional service—								
Grade 8, \$2,400 to \$3,000; average, \$2,700—								
Chief engineering aid.....	1 2,500	1 2,500	1 2,400					
Chief engineering draftsmen.....	5 2,420	5 2,420	6 2,417					
Chief lithographers, artistic.....	5 2,440	5 2,440	5 2,420					
Grade 7, \$2,100 to \$2,700; average, \$2,400—								
Principal lithographers, mechanical.....	2 2,300	2 2,300	2 2,250					
Grade 6, \$1,860 to \$2,400; average, \$2,111.42—								
Senior engineering aids.....	2 1,930	2 1,930	2 1,886					
Senior engineering draftsmen.....	5 1,964	5 1,964	5 1,921					
Senior lithographers, artistic.....	6 1,950	6 1,950	6½ 1,899					
Senior lithographers, mechanical.....	2 1,980	2 1,980	1½ 2,000					
Grade 5, \$1,680 to \$2,040; average, \$1,860—								
Engineering aids.....	2 1,800	2 1,800	2 1,748					
Engineering draftsmen.....	8 1,770	8 1,770	7½ 1,754					
Lithographers, artistic.....	10 1,776	10 1,776	10 1,751					
Lithographers, mechanical.....	9 1,853	9 1,853	8½ 1,843					
Grade 4, \$1,500 to \$1,860; average, \$1,680—								
Assistant lithographers, artistic.....	3 1,620	3 1,620	3½ 1,609					
Assistant lithographers, mechanical.....	5 1,608	5 1,608	5 1,593					
Grade 3, \$1,320 to \$1,680; average, \$1,500—								
Junior engineering draftsmen.....	6 1,460	6 1,460	6½ 1,404					
Junior lithographers, mechanical.....	5 1,416	5 1,416	4½ 1,405					
Grade 2, \$1,140 to \$1,500; average, \$1,320—								
Apprentice engineering draftsmen.....	4 1,170	4 1,170	2½ 1,182					
Apprentice lithographers, mechanical.....	2 1,170	2 1,170	1 1,158					
Grade 1, \$900 to \$1,260; average, \$1,080—								
Minor apprentice lithographers, artistic.....	2 1,020	2 1,020	2 1,020					
Minor apprentice lithographers, mechanical.....			2½ 995					
Custodial service—								
Grade 4, \$1,140 to \$1,500; average, \$1,320—								
Assistant foreman of laborers.....	1 1,200	1 1,200	1 1,200					
Grade 3, \$1,020 to \$1,260; average, \$1,140—								
Messengers.....	2 1,080	2 1,080	2 1,080					
Senior laborers.....	8 1,043	8 1,043	8 1,043					
Total average number of employees.....	154	154	153½					
Total salaries, departmental service.....	310,000	310,000	306,165					

*Contingent and Miscellaneous Expenses, Hydrographic Office—*

For purchase and printing of nautical books, charts, and sailing directions, copperplates, steel plates, chart paper, packing boxes, chart portfolios, electrotyping copperplates, cleaning copperplates; tools, instruments, power, and materials for drawing, engraving, and printing; materials for and mounting charts; reduction of charts by photography; photolithographing charts for immediate use; transfer of photolithographic and other charts to copper; purchase of equipment for the storage of plates used in making charts and for the storage of Hydrographic Office charts and publications; [purchase of one new offset press;] modernization, care, and repairs to printing presses, furniture, instruments, and tools; extra drawing and engraving; translating from foreign languages; telegrams on public business; preparation of pilot charts and their supplements, and printing and mailing same; purchase of data for charts and sailing directions and other nautical publications; books of reference and works and periodicals relating to hydrography, marine meteorology, navigation, surveying, oceanography, and terrestrial magnetism, and to other professional and technical subjects connected with the work of the Hydrographic Office (*act May 21, 1926, vol. 44, p. 599*).....

\$60,000.00

## Estimates of appropriations required for the service of the fiscal year ending June 30, 1928—Continued

General object (title of appropriation), date of acts, references to Statutes at Large, or to Revised Statutes, and estimated amount required for each detailed object				Total amount to be appropriated under each head of appropriation	Amount appropriated for the fiscal year ending June 30, 1927
<b>Contingent and Miscellaneous Expenses, Hydrographic Office—Continued.</b>					
	Estimated expenditures, 1928 appropriation	Estimated expenditures, 1927 appropriation	Expended and obligated, 1926		
Supplies and materials:					
0200 Stationery and office supplies.....	\$7,000	\$7,000	\$4,054		
0280 Sundry supplies.....	9,000	9,000	8,215		
0290 Materials (chart paper).....	30,900	30,700	38,246		
02 Total supplies and materials.....	46,900	46,700	50,515		
Communication service:					
0500 Telegraph service.....	500	500	137		
0520 Other communication service.....	3,600	3,600	3,600		
05 Total communication service.....	4,100	4,100	3,737		
12 Repairs and alterations.....	3,000	2,000	1,872		
Equipment:					
3020 Educational, scientific, and recreational equipment.....	3,000	3,000	10,752		
3050 Other equipment.....	3,000	13,000	1,836		
30 Total equipment.....	6,000	16,000	12,588		
Total.....	60,000	68,800	68,712		
For contingent expenses of branch hydrographic offices at Boston, New York, Philadelphia, Baltimore, Norfolk, Savannah, New Orleans, San Francisco, Portland (Oregon), Portland (Maine), Chicago, Cleveland, Buffalo, Duluth, Sault Sainte Marie, Seattle, Panama, San Juan (Porto Rico), Los Angeles, and Galveston, including furniture, fuel, lights, works, and periodicals relating to hydrography, marine meteorology, navigation, surveying, oceanography, and terrestrial magnetism, stationery, miscellaneous articles, rent and care of offices, care of time balls, car fare and ferriage in visiting merchant vessels, freight and express charges, telegrams, and other necessary expenses incurred in collecting the latest information for pilot charts, and for other purposes for which the offices were established <b>[\$13,620]</b> (act May 21, 1926, vol. 44, p. 600)-----				\$14,000.00	
	Estimated expenditures, 1928 appropriation	Estimated expenditures, 1927 appropriation	Expended and obligated, 1926		
02 Supplies and materials.....	\$4,736	\$4,856	\$5,435		
Communication service:					
0500 Telegraph service.....	250	250	216		
0510 Telephone service.....	1,800	1,800	1,670		
0520 Other communication service.....	200	200	201		
05 Total communication service.....	2,250	2,250	2,087		
11 Rent of office buildings.....	5,014	5,014	4,894		
30 Equipment.....	2,000	1,500	1,162		
Total.....	14,000	13,610	13,578		
For services of necessary employees at branch offices <b>[\$35,000]</b> (same act) -				34,000.00	
	Estimated expenditures, 1928 appropriation	Estimated expenditures, 1927 appropriation	Expended and obligated, 1926		
Field service:					
01 Total number of employees.....	23	23	22		
Total salaries and wages, field service.....	\$ 4,000	\$35,000	\$32,455		
				\$108,000.00	\$117,420.00

*Estimates of appropriations required for the service of the fiscal year ending June 30, 1928—Continued*

General object (title of appropriation), date of acts, references to Statutes at Large, or to Revised Statutes, and estimated amount required for each detailed object				Total amount to be appropriated under each head of appropriation	Amount appropriated for the fiscal year ending June 30, 1927
<b>Salaries, Naval Observatory—</b> Salaries, Navy Department: For personal services in the District of Columbia, in accordance with the classification act of 1923 ( <i>act May 21, 1926, vol. 44, p. 600</i> )				\$85, 600. 00	\$85, 600. 00
	Estimated expenditures, 1928 appropriation	Estimated expenditures, 1927 appropriation	Expended and obligated, 1926		
Departmental service:					
Salaries—					
Clerical, administrative, and fiscal service—					
Grade 8, \$2,700 to \$3,300; average, \$3,000—	Average— No. 1 Salary \$3,000	Average— No. 1 Salary \$3,000	Average— No. 1 Salary \$2,908		
Administrative assistant—	1	1	1		
Grade 7, \$2,400 to \$3,000; average, \$2,700—					
Junior administrative assistant—			1	2,400	
Grade 5, \$1,800 to \$2,400; average, \$2,111.42—					
Assistant accountant—	1	1	1	1,968	
Grade 4, \$1,680 to \$2,040; average, \$1,860—					
Principal stenographer—	1	1	1	1,680	
Clerk—	1	1	1	1,693	
Grade 3, \$1,560 to \$1,860; average, \$1,680—					
Assistant clerk—	1	1	1	1,770	
Assistant clerk-stenographers—	2	2	2	1,513	
Grade 2, \$1,320 to \$1,680; average, \$1,500—					
Junior clerks—	2	2	1	1,386	
Professional and scientific service—					
Grade 4, \$3,800 to \$5,000; average, \$4,400—					
Scientists—	3	3	3	3,800	
Grade 3, \$3,000 to \$3,600; average, \$3,300—					
Associate scientists—	7	7	7	3,000	
Grade 2, \$2,400 to \$3,000; average, \$2,700—					
Assistant scientists—	3	3	2	2,407	
Subprofessional service—					
Grade 6, \$1,860 to \$2,400; average, \$2,111.42—					
Senior laboratory mechanic—	1	1	1	1,889	
Grade 4, \$1,500 to \$1,860; average, \$1,680—					
Junior library assistant—	1	1			
Grade 3, \$1,320 to \$1,680; average, \$1,500—					
Junior laboratory mechanic—	1	1	1	1,320	
Custodial service—					
Grade 7, \$1,680 to \$2,040; average, \$1,860—					
Senior mechanics—	2	2	2	1,740	
Grade 6, \$1,500 to \$1,860; average, \$1,680—					
Head guard—	1	1	1	1,500	
Mechanic—	1	1	1	1,500	
Grade 3, \$1,020 to \$1,260; average, \$1,140—					
Minor mechanics—	4	4	3	1,066	
Guards (watchmen)—	7	7	7	1,035	
Messengers—	2	2	1	1,054	
Grade 2, \$900 to \$1,140; average, \$1,020—					
Junior laborers—	5	5	5	904	
Total average number of employees—	47	47	44		
Total salaries, departmental service—	86,680	86,680	81,402		
Excess to be absorbed in amounts deducted for quarters occupied by employees—	1,080	1,080			
01 Net total personal services—	85,600	85,600	81,402		

**Contingent and Miscellaneous Expenses, Naval Observatory—**

Miscellaneous computations: For personal services in the District of Columbia, in accordance with the classification act of 1923, [**\$9,300**] (*act May 21, 1926, vol. 44, p. 600*)

\$9, 420. 00

	Estimated expenditures, 1928 appropriation	Estimated expenditures, 1927 appropriation	Expended and obligated, 1926
Departmental service:			
Salaries—			
Professional and scientific service—			
Grade 1, \$1,860 to \$2,400; average, \$2,111.42—	Average— No. 5 Salary \$1,864	Average— No. 5 Salary \$1,860	Average— No. 4 1/2 Salary \$1,860
Junior scientists—	5	5	4 1/2
Total average number of employees—	5	5	4 1/2
Total salaries, departmental service—	9,420	9,300	9,155
01 The difference between 1928 and 1927 is due to increase in salaries, \$1,200.			

*Estimates of appropriations required for the service of the fiscal year ending June 30, 1928—Continued*

General object (title of appropriation), date of acts, references to Statutes at Large, or to Revised Statutes, and estimated amount required for each detailed object						Total amount to be appropriated under each head of appropriation	Amount appropriated for the fiscal year ending June 30, 1927
<b>Contingent and Miscellaneous Expenses, Naval Observatory—Continued.</b>							
For professional and scientific books, books of reference, periodicals, engravings, photographs, and fixtures for the library; for apparatus and instruments, and for repairs of the same; for repairs to buildings, fixtures, and fences; furniture, gas, chemicals, paints, and stationery, including transmission of public documents through the Smithsonian exchange, foreign postage, and all contingent expenses; plants and fertilizers; for fuel, oil, grease, pipe, wire, and other materials needed for the maintenance and repair of boilers, engines, heating apparatus, electric lighting and power plant, and water-supply system; purchase and maintenance of teams; maintenance, repair and operation of motor truck and passenger automobile and of horse-drawn passenger-carrying vehicles; material for boxing nautical instruments for transportation; telegraph and telephone service, and incidental labor, [\$19,000] \$20,000, of which sum not to exceed \$3,058 may be expended for personal services in the District of Columbia ( <i>act May 21, 1926, vol. 44, p. 600</i> )-----						\$20,000.00	\$29,420.00
		Estimated expenditures, 1928 appro- priation	Estimated expenditures, 1927 appro- priation	Expended and obligated, 1926			
<b>Departmental service:</b>							
Salaries—							
Custodial service—							
Grade 6, \$1,500 to \$1,860; average, \$1,680—	Average— No. Salary	No. Salary	No. Salary	Average— No. Salary			
Mechanic.....	1 \$1,860	1 \$1,860	1 \$1,860	1 \$1,860			
Grade 3, \$1,020 to \$1,260; average, \$1,140—							
Senior laborer.....	1 1,140	1 1,140	1 1,140	1 1,140			
Total average number of employees.....	2	2	2				
Total salaries, departmental service.....	3,000	3,000	3,000				
0150 Special and miscellaneous payments for per- sonal services.....	58	58	10				
<b>01 Total personal services.....</b>	<b>3,058</b>	<b>3,058</b>	<b>3,010</b>				
Supplies and materials:							
0200 Stationery and office supplies.....	500	500	446				
0201 Scientific supplies.....	650	650	612				
0230 Fuel (coal).....	3,800	3,800	3,669				
0234 Gas.....	150	150	142				
0250 Forage and other supplies for animals.....	500	500	482				
0280 Sundry supplies.....	800	800	743				
0286 Materials.....	800	800	739				
<b>02 Total supplies and materials.....</b>	<b>7,200</b>	<b>7,200</b>	<b>6,833</b>				
Subsistence and care of animals and stor- age and care of vehicles:							
0450 Storage and care of animal-drawn vehicles.....	30	50					
0460 Storage and care of motor-driven vehicles.....	400	400	312				
0470 Special and miscellaneous (horseshoeing).....	72	72	36				
<b>04 Total subsistence and care of animals, etc.....</b>	<b>522</b>	<b>522</b>	<b>348</b>				
Communication service:							
0600 Telegraph service.....	12	12	7				
0610 Telephone service.....	400	400	371				
<b>05 Total communication service.....</b>	<b>412</b>	<b>412</b>	<b>378</b>				
Travel expenses.....	42	42	26				
07 Transportation of things (service).....	190	190	61				
10 Furnishing of electricity.....	1,225	1,225	1,181				
12 Repairs and alterations.....	2,990	1,990	1,791				
13 Special and miscellaneous current expenses.....	86	86	92				
Equipment:							
3010 Furniture, furnishings, and fixtures.....	700	700	636				
3021 Educational equipment (library stock).....	1,000	1,000	1,000				
3022 Scientific equipment.....	1,325	1,325	1,708				
3050 Other equipment.....	1,250	1,250	1,200				
<b>30 Total equipment.....</b>	<b>4,275</b>	<b>4,275</b>	<b>4,544</b>				
<b>Total.....</b>	<b>20,000</b>	<b>19,000</b>	<b>18,265</b>				
<b>Grounds and Roads, Naval Observatory—</b>							
For cleaning, repair, and upkeep of grounds and roads, including personal services in the District of Columbia, in accordance with the classification act of 1923, [\$6,090] \$6,000, of which amount not to exceed \$4,980 may be expended for personal services in the District of Columbia ( <i>act May 21, 1926, vol. 44, p. 600</i> )-----						6,000.00	6,090.00

*Estimates of appropriations required for the service of the fiscal year ending June 30, 1928—Continued*

General object (title of appropriation), date of acts, references to Statutes at Large, or to Revised Statutes, and estimated amount required for each detailed object				Total amount to be appropriated under each head of appropriation	Amount appropriated for the fiscal year ending June 30, 1927
<b>Grounds and Roads, Naval Observatory—Continued.</b>					
	Estimated expenditures, 1928 appropriation	Estimated expenditures, 1927 appropriation	Expended and obligated, 1926		
Departmental service:					
Salaries—					
Subprofessional service—					
Grade 3, \$1,320 to \$1,680; average, \$1,500—	Average— No. Salary	Average— No. Salary	Average— No. Salary		
Gardener.....	1 \$1,500	1 \$1,500	1 \$1,425		
Custodial service—					
Grade 4, \$1,140 to \$1,500; average, \$1,320—					
Undermechanic.....	1 1,260	1 1,260	1 1,260		
Grade 3, \$1,000 to \$1,260; average, \$1,140—					
Senior laborer.....	1 1,200	1 1,200	1 1,200		
Grade 2, \$900 to \$1,140; average, \$1,020—					
Junior laborer.....	1 1,020	1 1,020	1 935		
Total average number of employees.....	4	4	3 1/2		
01 Total salaries, departmental service.....	4,980	4,980	4,739		
Supplies and materials:					
0280 Sundry supplies.....	50	50			
0290 Materials.....	300	320	194		
02 Total supplies and materials.....	350	370	194		
12 Repairs and alterations.....	500	520	850		
30 Equipment.....	170	220	153		
Total.....	6,000	6,090	5,936		
<b>Salaries, Nautical Almanac Office—</b>					
For personal services in the District of Columbia, in accordance with the classification act of 1923, [§28,460] (act May 21, 1926, vol. 44, p. 601)...				\$28,520.00	
	Estimated expenditures, 1928 appropriations	Estimated expenditures, 1927 appropriations	Expended and obligated, 1926		
Departmental service:					
Salaries—					
Professional and scientific service—					
Grade 4, \$3,800 to \$5,000; average, \$4,400—	Average— No. Salary	Average— No. Salary	Average— No. Salary		
Scientist.....	1 \$3,800	1 \$3,800	1 \$3,800		
Grade 3, \$3,000 to \$3,600; average, \$3,300—					
Associate scientists.....	3 3,000	3 3,000	2 1/2 3,000		
Grade 2, \$2,400 to \$3,000; average, \$2,700—					
Assistant scientists.....	3 2,400	3 2,400	3 2,400		
Grade 1, \$1,850 to \$2,400; average, \$2,111.42—					
Junior scientists.....	4 1,860	4 1,860	4 1,860		
Custodial service—					
Grade 3, \$1,020 to \$1,260; average, \$1,140—					
Messenger.....	1 1,080	1 1,020	1 1,020		
01 Total average number of employees.....	12	12	11 1/2		
Total salaries, departmental service.....	28,520	28,460	27,650		
The difference between 1928 and 1927 is due to increase in salaries, \$60.					
For pay of computers on piecework in preparing for publication the American Ephemeris and Nautical Almanac and in improving the tables of the planets, moon, and stars ( <i>same act</i> ).....				2,500.00	
	Estimated expenditures, 1928 appropriations	Estimated expenditures, 1927 appropriations	Expended and obligated, 1926		
Departmental service:					
Salaries—					
Professional and scientific service—					
Grade 2, \$2,400 to \$3,000; average, \$2,700—	Average— No. Salary	Average— No. Salary	Average— No. Salary		
Assistant scientists.....	4 (1) 2,700	4 (1) 2,700	4 (1) 2,700		
01 Total average number of employees.....	4	4	4		
Total salaries, departmental service.....	\$2,500	\$2,500	\$2,500		
<sup>1</sup> Piecework.					
<b>Total, Bureau of Navigation.....</b>				11,817,030.00	12,043,430.00

## Estimates of appropriations required for the service of the fiscal year ending June 30, 1928—Continued

General object (title of appropriation), date of acts, references to Statutes at Large, or to Revised Statutes, and estimated amount required for each detailed object				Total amount to be appropriated under each head of appropriation	Amount appropriated for the fiscal year ending June 30, 1927
<b>BUREAU OF ENGINEERING</b>					
<b>Engineering—</b>					
For repairs, preservation, and renewal of machinery, auxiliary machinery, and boilers of naval vessels, yard craft, and ships' boats, distilling and refrigerating apparatus; repairs, preservation, and renewals of electric interior and exterior signal communications and all electrical appliances of whatsoever nature on board naval vessels, except range finders, battle order and range transmitters and indicators, and motors and their controlling apparatus used to operate machinery belonging to other bureaus; searchlights and fire-control equipments for antiaircraft defense at shore stations; maintenance and operation of coast signal service; equipage, supplies, and materials under the cognizance of the bureau required for the maintenance and operation of naval vessels, yard craft, and ships' boats; care, custody, and operation of the naval petroleum reserves, purchase, installation, repair, and preservation of machinery, tools, and appliances in navy yards and stations, pay of classified field force under the bureau; incidental expenses for naval vessels, navy yards, and stations, inspectors' offices, the engineering experiment station, such as photographing, technical books and periodicals, stationery, and instruments; services, instruments, and apparatus, supplies, and technical books and periodicals necessary to carry on experimental and research work; in all, <b>[\$19,150,000] \$18,800,000: Provided,</b> That the sum to be paid out of this appropriation, under the direction of the Secretary of the Navy, for clerical, drafting, inspection, and messenger service in navy yards, naval stations, and offices of United States inspectors of machinery and engineering material for the fiscal year ending June 30, <b>[1927] 1928,</b> shall not exceed \$1,575,000 ( <i>act May 21, 1926, vol. 44, p. 601</i> )-----					
				\$18, 800, 000. 00	\$19, 150, 000. 00
	Estimated expenditures, 1928 appropriation	Estimated expenditures, 1927 appropriation	Expended and obligated, 1926		
01 Personal services (not included in objects below).....	\$499, 800	\$497, 296	\$446, 022		
Repairs and alterations:					
1291 Repairs to vessels.....	7, 868, 604	8, 797, 572	6, 592, 515		
1292 Changes and alterations to vessels.....	1, 722, 701	1, 360, 072	2, 355, 671		
1293 Repairs to ships' equipage.....	413, 822	574, 993	382, 328		
12 Total repairs and alterations.....	10, 005, 127	10, 732, 637	9, 330, 314		
14 Maintenance and operation of shore stations.....	3, 021, 781	2, 867, 704	2, 842, 617		
15 Maintenance and operation of the fleet.....	2, 349, 910	2, 345, 315	2, 345, 302		
16 Miscellaneous operating charges.....	633, 854	633, 200	620, 008		
30 Equipage of naval vessels.....	1, 299, 782	1, 494, 748	1, 290, 054		
32 Additions and improvements to shore stations.....	743, 446	340, 800	536, 604		
34 Reserve stores on hand.....	246, 300	238, 300	2, 038, 793		
Total.....	18, 800, 000	19, 150, 000	19, 449, 914		
<b>Engineering Experiment Station, Annapolis, Md.—</b>					
Engineering Experiment Station, United States Naval Academy, Annapolis, Maryland: For original investigation and extended experimentation of naval appliances, testing implements and apparatus; purchase and installation of such machines and auxiliaries considered applicable for test and use in the naval service, and for maintenance and equipment of buildings and grounds ( <i>act May 21, 1926, vol. 44, p. 601</i> )-----					
				175, 000. 00	175, 000. 00
	Estimated expenditures, 1928 appropriation	Estimated expenditures, 1927 appropriation	Expended and obligated, 1926		
14 Maintenance and operation of shore stations.....	\$52, 000	\$52, 000	\$52, 278		
16 Miscellaneous operating charges.....	123, 000	123, 000	112, 356		
32 Additions and improvements to shore stations.....			9, 576		
Total.....	175, 000	175, 000	174, 210		

*Estimates of appropriations required for the service of the fiscal year ending June 30, 1928—Continued*

General object (title of appropriation), date of acts, references to Statutes at Large, or to Revised Statutes, and estimated amount required for each detailed object				Total amount to be appropriated under each head of appropriation	Amount appropriated for the fiscal year ending June 30, 1927
<b>Salaries, Bureau of Engineering—</b> <b>Salaries, Navy Department: For personal services in the District of Columbia, in accordance with the classification act of 1923 (act May 21, 1926, vol. 44, p. 601)-----</b>				\$270, 480. 00	\$276, 000. 00
	Estimated expenditures, 1928-appropriation	Estimated expenditures, 1927 appropriation	Expended and obligated, 1926		
Departmental service:					
Salaries—					
Clerical, administrative, and fiscal service—					
Grade 9, \$3,000 to \$3,600; average, \$3,300—	Average— No. Salary	Average— No. Salary	Average— No. Salary		
Senior administrative assistants.....	2 \$3,300	2 \$3,300	2 \$3,300		
Grade 7, \$2,400 to \$3,000; average, \$2,700—					
Junior administrative assistant.....	1 2,500	1 2,500	1 2,500		
Grade 6, \$2,100 to \$2,700; average, \$2,400—					
Principal clerks.....	2 2,400	2 2,400	2 2,400		
Grade 5, \$1,860 to \$2,400; average, \$2,111.42—					
Senior clerks.....	6 1,963	6 1,963	5 $\frac{1}{2}$ 1,963		
Senior clerk-stenographers.....	2 2,100	2 2,100	2 2,100		
Grade 4, \$1,680 to \$2,040; average, \$1,860—					
Clerks.....	3 1,860	3 1,860	3 1,860		
Principal stenographer.....	1 1,860	1 1,860	1 1,860		
Clerk-stenographers.....	2 1,860	2 1,860	2 1,860		
Photographer.....	1 1,920	1 1,920	1 1,920		
Grade 3, \$1,500 to \$1,860; average, \$1,680—					
Assistant clerks.....	2 1,590	2 1,590	1 $\frac{1}{2}$ 1,680		
Senior stenographers.....	13 1,597	13 1,597	13 $\frac{1}{2}$ 1,583		
Assistant clerk-stenographers.....	12 1,600	12 1,600	12 $\frac{1}{2}$ 1,594		
Grade 2, \$1,320 to \$1,680; average, \$1,500—					
Junior clerks.....	4 1,545	4 1,545	4 $\frac{1}{2}$ 1,525		
Junior stenographers.....			1 $\frac{1}{2}$ 1,425		
Junior clerk-stenographers.....	1 1,440	2 1,440	2 $\frac{1}{2}$ 1,452		
Junior clerk-typists.....	6 1,490	6 1,490	5 $\frac{1}{2}$ 1,478		
Junior operator, office devices.....	1 1,380	1 1,380	1 1,680		
Grade 1, \$1,140 to \$1,500; average, \$1,320—					
Underclerks.....	3 1,220	3 1,220	2 $\frac{1}{2}$ 1,300		
Underoperators, office devices.....	6 1,440	6 1,440	6 1,440		
Professional and scientific service—					
Grade 5, \$5,200 to \$6,000; average, \$5,600—					
Senior engineers.....	4 5,200	4 5,200	3 $\frac{1}{2}$ 5,200		
Grade 4, \$3,800 to \$5,000; average, \$4,400—					
Engineers.....	5 3,840	5 3,840	5 $\frac{1}{2}$ 3,833		
Grade 3, \$3,000 to \$3,600; average, \$3,300—					
Associate engineers.....	16 3,163	16 3,163	16 3,153		
Grade 2, \$2,400 to \$3,000; average, \$2,700—					
Assistant engineers.....	9 2,722	9 2,722	9 2,722		
Grade 1, \$1,860 to \$2,400; average, \$2,111.42—					
Junior engineers.....	1 2,200	2 2,200	2 2,200		
Subprofessional service—					
Grade 8, \$2,400 to \$3,000; average, \$2,700—					
Chief engineering draftsmen.....	5 2,740	5 2,740	5 2,740		
Chief engineering aid.....	1 2,500	1 2,500	1 2,500		
Grade 6, \$1,860 to \$2,400; average, \$2,111.42—					
Senior engineering draftsmen.....	3 2,140	4 2,085	3 $\frac{1}{2}$ 2,092		
Grade 3, \$1,320 to \$1,680; average, \$1,500—					
Junior engineering draftsmen.....	2 1,440	2 1,440	2 1,440		
Custodial service—					
Grade 3, \$1,020 to \$1,260; average, \$1,140—					
Messengers.....	10 1,044	10 1,044	11 $\frac{1}{2}$ 1,040		
Grade 2, \$900 to \$1,140; average, \$1,020—					
Assistant messenger.....	1 900	1 900	$\frac{1}{2}$ 900		
Total average number of employees.....	125	128	131 $\frac{1}{2}$		
Total salaries, departmental service.....	270, 480	276, 000	280, 387		
The difference between 1928 and 1927 is due to reduction in force, \$5,520.					
<b>Total, Bureau of Engineering-----</b>				19, 245, 480. 00	19, 601, 000. 00

*Estimates of appropriations required for the service of the fiscal year ending June 30, 1928—Continued*

General object (title of appropriation), date of acts, references to Statutes at Large, or to Revised Statutes, and estimated amount required for each detailed object	Total amount to be appropriated under each head of appropriation	Amount appropriated for the fiscal year ending June 30, 1927
<b>BUREAU OF CONSTRUCTION AND REPAIR</b>		
<b>Construction and Repair, Bureau of Construction and Repair—</b> Construction and repair of vessels: For preservation and completion of vessels on the stocks and in ordinary; purchase of materials and stores of all kinds; steam steerers, steam capstans, steam windlasses, and all other auxiliaries; labor in navy yards and on foreign stations; purchase of machinery and tools for use in shops; carrying on work of experimental model tank and wind tunnel; designing naval vessels; construction and repair of yard craft, lighters, and barges; wear, tear, and repair of vessels afloat; general care and protection of the Navy in the line of construction and repair; incidental expenses for vessels and navy yards, inspectors' offices, such as photographing, books, professional magazines, plans, stationery, and instruments for drafting room, and for pay of classified field force under the bureau; for hemp, wire, iron, and other materials for the manufacture of cordage, anchors, cables, galleys, and chains; specifications for purchase thereof shall be so prepared as shall give fair and free competition; canvas for the manufacture of sails, awnings, hammocks, and other work; interior appliances and tools for manufacturing purposes in navy yards and naval stations; and for the purchase of all other articles of equipage at home and abroad; and for the payment of labor in equipping vessels therewith and manufacture of such articles in the several navy yards; naval signals and apparatus, other than electric, namely, signals, lights, lanterns, running lights, and lamps and their appendages for general use on board ship for illuminating purposes; and oil and candles used in connection therewith; bunting and other materials for making and repairing flags of all kinds; for all permanent galley fittings and equipage; rugs, carpets, curtains, and hangings on board naval vessels, <b>[\$16,950,000]</b> <b>\$16,800,000: Provided,</b> That the sum to be paid out of this appropriation, under the direction of the Secretary of the Navy, for clerical, drafting, inspection, watchmen (ship keepers), and messenger service in navy yards, naval stations, and offices of superintending naval constructors for the fiscal year ending June 30, <b>[1927]</b> 1928, shall not exceed \$1,800,000 ( <i>act May 21, 1926, vol. 44, p. 601</i> )	<b>\$16, 600, 000. 00</b>	<b>\$16, 950, 000. 00</b>

	Estimated expenditures, 1928 appropriation	Estimated expenditures, 1927 appropriation	Expended and obligated, 1926
01 Personal services (not included in objects named below).....	\$270, 000	\$300, 000	\$263, 592
Repairs and alterations:			
1291 Repairs to vessels.....	5, 000, 000	4, 925, 000	4, 632, 709
1292 Changes and alterations to vessels.....	2, 145, 000	2, 655, 000	2, 907, 186
1293 Repairs to ships' equipage.....	610, 000	600, 000	765, 559
12 Total repairs and alterations.....	7, 755, 000	8, 180, 000	8, 305, 454
Maintenance and operation of shore stations:			
Shore stations proper.....	2, 400, 000	2, 000, 000	2, 168, 264
Vessels out of commission.....	825, 000	800, 000	717, 081
14 Total maintenance and operation of shore stations.....	3, 225, 000	2, 800, 000	2, 885, 345
15 Maintenance and operation of the fleet.....	2, 390, 000	2, 370, 000	2, 416, 846
16 Miscellaneous operating charges.....	1, 000, 000	750, 000	1, 310, 330
War equipment:			
30301 Purchase and construction of vessels.....		250, 000	95, 180
30302 Equipment of naval vessels.....	1, 660, 000	2, 100, 000	1, 343, 319
30 Total war equipment.....	1, 660, 000	2, 350, 000	1, 438, 499
32 Additions and improvements to shore stations.....	300, 000	200, 000	249, 218
34 Reserve stores on hand.....			80, 716
Total.....	16, 600, 000	16, 950, 000	16, 950, 000



*Estimates of appropriations required for the service of the fiscal year ending June 30, 1928—Continued*

General object (title of appropriation), date of acts, references to Statutes at Large, or to Revised Statutes, and estimated amount required for each detailed object				Total amount to be appropriated under each head of appropriation	Amount appropriated for the fiscal year ending June 30, 1927
<b>Salaries, Bureau of Construction and Repair—</b> <b>Salaries, Navy Department: For personal services in the District of Columbia, in accordance with the classification act of 1923 (act May 21, 1926, vol. 44, p. 602)</b>				\$323, 400. 00	\$330, 000. 00
	Estimated expenditures, 1928 appropriation	Estimated expenditures, 1927 appropriation	Expended and obligated, 1926		
Departmental service:					
Salaries—					
Clerical, administrative, and fiscal service—					
Grade 9, \$3,000 to \$3,600; average, \$3,300—	Average—	Average—	Average—		
Senior administrative assistant.....	No. Salary	No. Salary	No. Salary		
Grade 6, \$2,100 to \$2,700; average, \$2,400—	1 3,300	1 3,300	1 3,300		
Chief stenographer.....	1 2,500	1 2,500	1 2,500		
Principal clerks.....	2 2,350	2 2,350	1½ 2,350		
Grade 5, \$1,860 to \$2,400; average, \$2,111.42—					
Senior clerks.....	5 2,082	5 2,044	5½ 2,035		
Head stenographer.....	1 2,100	1 2,100	1 2,100		
Grade 4, \$1,680 to \$2,040; average, \$1,860—					
Principal stenographers.....	3 1,860	3 1,840	3 1,773		
Clerks.....	7 1,860	7 1,860	6½ 1,870		
Grade 3, \$1,500 to \$1,860; average, \$1,680—					
Senior stenographers.....	10 1,674	10 1,674	10 1,658		
Assistant clerks.....	5 1,644	5 1,644	7 1,640		
Assistant clerk-stenographers.....	2 1,740	2 1,740	1½ 1,800		
Assistant photographer.....	1 1,800	1 1,800	1 1,800		
Grade 2, \$1,320 to \$1,680; average, \$1,500—					
Junior clerks.....	8 1,490	8 1,480	8½ 1,470		
Senior typists.....	2 1,560	2 1,560	2 1,560		
Junior clerk-typist.....	1 1,440	1 1,440	1 1,440		
Grade 1, \$1,140 to \$1,500; average, \$1,320—					
Underclerks.....	7 1,295	7 1,295	7½ 1,275		
Junior typists.....	4 1,395	4 1,395	4 1,395		
Underclerk-typists.....	5 1,260	5 1,260	5 1,248		
Underoperator.....	1 1,500	1 1,500	1 1,500		
Professional and scientific service—					
Grade 5, \$5,200 to \$6,000; average, \$5,600—					
Senior engineers.....	3 5,200	3 5,200	2½ 5,200		
Grade 4, \$3,800 to \$5,000; average, \$4,400—					
Engineers.....	11 3,930	11 3,930	11½ 4,000		
Grade 3, \$3,000 to \$3,600; average, \$3,300—					
Associate engineers.....	17 3,150	17 3,150	15½ 3,160		
Associate attorney.....	1 3,000	1 3,000	1 3,000		
Grade 2, \$2,400 to \$3,000; average, \$2,700—					
Assistant scientist.....	1 2,800	1 2,800	1 2,800		
Assistant engineers.....	17 2,680	20 2,650	15½ 2,650		
Grade 1, \$1,860 to \$2,400; average, \$2,111.42—					
Junior engineers.....	4 1,918	4 1,860	3 1,945		
Subprofessional service—					
Grade 8, \$2,400 to \$3,000; average, \$2,700—					
Chief engineering aids.....	9 2,670	9 2,655	8½ 2,550		
Grade 7, \$2,100 to \$2,700; average, \$2,400—					
Principal engineering aid.....	1 2,100	1 2,100	1 2,100		
Grade 6, \$1,860 to \$2,400; average, \$2,111.42—					
Senior engineering aids.....	3 2,025	3 1,980	3 1,926		
Custodial service—					
Grade 3, \$1,020 to \$1,260; average, \$1,140—					
Messengers.....	8 1,125	8 1,125	8 1,080		
Total number of employees.....	141	144	138½		
Total salaries, departmental service.....	323,400	330,000	311,222		
The difference between 1928 and 1927 is due to—					
Decrease in force.....	\$7,950				
Increase in salaries.....	1,350				
Net decrease.....	6,600				
<b>Total, Bureau of Construction and Repair</b>				<b>16, 923, 400. 00</b>	<b>17, 280, 000. 00</b>

*Estimates of appropriations required for the service of the fiscal year ending June 30, 1928—Continued*

General object (title of appropriation), date of acts, references to Statutes at Large, or to Revised Statutes, and estimated amount required for each detailed object				Total amount to be appropriated under each head of appropriation	Amount appropriated for the fiscal year ending June 30, 1927
<b>BUREAU OF ORDNANCE</b>					
<b>Ordnance and Ordnance Stores, Bureau of Ordnance—</b>					
Ordnance and ordnance stores: For procuring, producing, preserving, and handling ordnance material; for the armament of ships; for fuel, material, and labor to be used in the general work under the cognizance of the Bureau of Ordnance; for furniture at naval ammunition depots, torpedo stations, naval ordnance plants, and proving grounds; for technical books, plant appliances as now defined by the "Navy classification of accounts"; for machinery and machine tools; for maintenance of proving grounds, powder factory, torpedo stations, gun factory, ammunition depots, and naval ordnance plants, and for target practice; not to exceed \$10,000 for minor improvements to buildings, grounds, and appurtenances, and at a cost not to exceed \$750 for any single project; for the maintenance, repair, and operation of horse-drawn and motor-propelled freight and passenger carrying vehicles, to be used only for official purposes at naval ammunition depots, naval proving grounds, naval ordnance plants, and naval torpedo stations; for the pay of chemists, clerical, drafting, inspection, and messenger service in navy yards, naval stations, naval ordnance plants, and naval ammunition depots, and for care and operation of schools during the fiscal year [1927] 1928 at ordnance stations at Indianhead, Maryland, Dahlgren, Virginia, and South Charleston, West Virginia, [\$10,625,000] \$11,450,000: <i>Provided</i> , That the sum to be paid out of this appropriation under the direction of the Secretary of the Navy for chemists, clerical, drafting, inspection, watchmen, and messenger service in navy yards, naval stations, naval ordnance plants, and naval ammunition depots for the fiscal year ending June 30, [1927] 1928, shall not exceed \$900,000 (act May 21, 1926, vol. 44, p. 602)-----				\$11, 450, 000. 00	
For purchase and manufacture of smokeless powder, [\$772,000] (act May 21, 1926, vol. 44, p. 603)-----				1, 000, 000. 00	
				\$12, 450, 000. 00	\$11, 397, 000. 00
	Estimated expenditures, 1928 appropriation	Estimated expenditures, 1927 appropriation	Expended and obligated, 1926		
12 Repairs to ships' equipage.....	\$663, 000	\$660, 000	\$671, 018		
14 Maintenance and operation of shore stations.....	3, 830, 400	3, 740, 000	3, 765, 666		
15 Maintenance and operation of the fleet.....	220, 000	200, 000	190, 000		
16 Miscellaneous operating charges.....	2, 220, 000	2, 451, 850	2, 264, 932		
30 Equipage of naval vessels.....	10, 000	10, 000	10, 000		
32 Additions and betterments to shore stations.....	40, 300		23, 708		
34 Reserve stores on hand (equipage, ammunition, etc., for issue to ships).....	5, 466, 300	4, 335, 150	4, 216, 672		
Total.....	12, 450, 000	11, 397, 000	11, 141, 996		
<b>Torpedoes and Appliances, Bureau of Ordnance—</b>					
For the purchase and manufacture of torpedoes and appliances, to be available until expended (act May 21, 1926, vol. 44, p. 603)-----				450, 000. 00	500, 000. 00
	Estimated expenditures, 1928 appropriation	Estimated expenditures, 1927 appropriation	Expended and obligated, 1926		
16 Miscellaneous operating charges.....	\$115, 000	\$165, 000	\$212, 000		
34 Reserve stores on hand (equipage for issue to ships).....	335, 000	335, 000	288, 000		
Total.....	450, 000	500, 000	500, 000		

*Estimates of appropriations required for the service of the fiscal year ending June 30, 1928—Continued*

General object (title of appropriation), date of acts, references to Statutes at Large, or to Revised Statutes, and estimated amount required for each detailed object

Total amount to be appropriated under each head of appropriation

Amount appropriated for the fiscal year ending June 30, 1927

**Experiments, Bureau of Ordnance—**

Experiments, Bureau of Ordnance: For experimental work in the development of armor-piercing and other projectiles, fuses, powders, and high explosives, in connection with problems of the attack of armor with direct and inclined fire at various ranges, including the purchase of armor, powder, projectiles, and fuses for the above purposes and of all necessary material and labor in connection therewith; and for other experimental work under the cognizance of the Bureau of Ordnance, in connection with the development of ordnance material for the Navy (*act May 21, 1926, vol. 44, p. 603*)

\$190,000.00

\$190,000.00

	Estimated expenditures, 1928 appropriation	Estimated expenditures, 1927 appropriation	Expended and obligated, 1926
14 Maintenance and operation of shore stations.....	\$24,000	\$24,000	\$24,381
16 Miscellaneous operating charges.....	160,000	160,000	157,434
34 Reserve stores on hand (material for use in experiments, etc.).....	6,000	6,000	7,612
<b>Total.....</b>	<b>190,000</b>	<b>190,000</b>	<b>189,427</b>

**Salaries, Bureau of Ordnance—**

Salaries, Navy Department: For personal services in the District of Columbia, in accordance with the classification act of 1923 (*act May 21, 1926, vol. 44, p. 603*)

140,000.00

142,500.00

	Estimated expenditures, 1928 appropriation	Estimated expenditures, 1927 appropriation	Expended and obligated, 1926
Departmental service:			
Salaries—			
Clerical, administrative, and fiscal service—			
Grade 9, \$3,000 to \$5,000; average, \$3,300—			
Senior administrative assistants (chief clerk, chief of division).....	<i>Average—</i> No. 2 Salary \$3,300	<i>Average—</i> No. 2 Salary \$3,300	<i>Average—</i> No. 2 Salary \$3,300
Grade 8, \$2,100 to \$2,700; average, \$2,400—			
Principal clerks.....	2 2,500	2 2,500	2 2,500
Grade 5, \$1,860 to \$2,400; average, \$2,111.42—			
Senior clerks.....	5 2,140	5 2,140	5 2,140
Senior clerk-stenographer.....	1 1,920	1 1,920	1 1,920
Grade 4, \$1,680 to \$2,040; average, \$1,860—			
Clerk.....	1 2,040	1 2,040	1 2,040
Clerk-stenographers.....	3 1,860	3 1,860	3 1,860
Grade 3, \$1,500 to \$1,860; average, \$1,680—			
Assistant clerks.....	7 1,697	7 1,697	7 1,697
Assistant clerk-stenographers.....	9 1,600	8 1,613	8 1,605
Grade 2, \$1,320 to \$1,680; average, \$1,500—			
Junior clerk-stenographers.....	1 1,680	1 1,680	2½ 1,530
Junior operator, office devices.....	1 1,500	1 1,500	1 1,500
Junior clerks.....	2 1,350	2 1,350	1½ 1,350
Grade 1, \$1,140 to \$1,500; average, \$1,320—			
Underclerks.....	5 1,308	5 1,308	5½ 1,313
Professional and scientific service—			
Grade 5, \$5,200 to \$6,000; average, \$5,600—			
Senior engineers.....	2 5,300	2 5,300	2½ 5,269
Grade 4, \$3,800 to \$5,000; average, \$4,400—			
Engineers.....	4 3,950	4 3,950	4 3,944
Grade 3, \$3,000 to \$3,600; average, \$3,300—			
Associate engineers.....	5 3,160	5 3,160	5 3,060
Associate patent examiner.....		1 3,000	
Grade 2, \$2,400 to \$3,000; average, \$2,700—			
Assistant engineers.....	4 2,550	4 2,550	3 2,596
Grade 1, \$1,860 to \$2,400; average, \$2,111.42—			
Junior engineers.....	3 1,907	2½ 1,908	1½ 1,880
Subprofessional service—			
Grade 8, \$2,400 to \$3,000; average, \$2,700—			
Chief engineering draftsmen.....	2 2,600	2 2,600	2 2,587
Custodial service—			
Grade 3, \$1,020 to \$1,260; average, \$1,140—			
Messengers.....	4 1,020	4 1,020	4½ 1,020
Grade 2, \$900 to \$1,140; average, \$1,020—			
Assistant messengers.....	2 960	2 960	2 960
<b>Total average number of employees.....</b>	<b>65</b>	<b>64½</b>	<b>64½</b>
<b>Total salaries, departmental service.....</b>	<b>140,000</b>	<b>140,000</b>	<b>138,597</b>
01 Reserve.....		2,500	
<b>Total.....</b>	<b>140,000</b>	<b>142,500</b>	<b>138,597</b>

Total, Bureau of Ordnance.....

13,230,000.00

12,229,500.00

*Estimates of appropriations required for the service of the fiscal year ending June 30, 1928—Continued*

General object (title of appropriation), date of acts, references to Statutes at Large, or to Revised Statutes, and estimated amount required for each detailed object				Total amount to be appropriated under each head of appropriation	Amount appropriated for the fiscal year ending June 30, 1927
<b>BUREAU OF SUPPLIES AND ACCOUNTS</b>					
<b>Pay of the Navy—</b>					
<p>Pay of the Navy: For pay and allowances prescribed by law of officers on sea duty and other duty, and officers on waiting orders—pay [\$26,818,377] \$28,326,569, rental allowance [\$5,463,032] \$5,332,128, subsistence allowance [\$3,422,573] \$3,568,400, in all [\$35,703,982] \$37,727,097; officers on the retired list [\$4,314,900] \$5,044,284; for hire of quarters for officers serving with troops where there are no public quarters belonging to the Government, and where there are not sufficient quarters possessed by the United States to accommodate them, and hire of quarters for officers and enlisted men on sea duty at such times as they may be deprived of their quarters on board ship due to repairs or other conditions which may render them uninhabitable, \$1,000; pay of enlisted men on the retired list, [\$1,465,326] \$1,752,328; extra pay to men reenlisting after being honorably discharged, [\$2,474,100] \$2,056,325; interest on deposits by men, [\$4,500] \$2,000; pay of petty officers, seamen, landsmen, and apprentice seamen, including men in the engineer's force and men detailed for duty with the Fish Commission, enlisted men, men in trade schools, pay of enlisted men of the Hospital Corps, extra pay to men for diving and cash prizes for men for excellence in gunnery, target practice, and engineering competitions, [\$66,436,727] \$64,980,298; outfits for all enlisted men and apprentice seamen of the Navy on first enlistment at not to exceed \$100 each, civilian clothing not to exceed \$15 per man to men given discharges for bad conduct or undesirability or inaptitude; reimbursement in kind of clothing to persons in the Navy for losses in cases of marine or aircraft disasters or in the operation of water or airborne craft, and the authorized issue of clothing and equipment to the members of the Nurse Corps, \$2,119,783; pay of enlisted men undergoing sentence of court-martial, [\$231,000] \$225,500, and as many machinists as the President may from time to time deem necessary to appoint; and apprentice seamen under training at training stations and on board training ships, at the pay prescribed by law, \$1,512,000; pay and allowances of the Nurse Corps, including assistant superintendents, directors, and assistant directors—pay [\$737,500] \$695,080, rental allowance \$24,000, subsistence allowance \$20,805, pay retired list \$4,500, in all [\$782,305] \$744,385; rent of quarters for members of the Nurse Corps; pay and allowances of Fleet Naval Reservists of the classes defined in sections 22, 23, 24, and 26 of the act of February 28, 1925, [\$6,807,660] \$7,980,000; reimbursement for losses of property under act of October 6, 1917, \$5,000; payment of six months' death gratuity, [\$125,000] \$150,000; in all, [\$119,863,500] \$124,300,000, of which sum \$500,000 shall be available immediately; and the money herein specifically appropriated for "Pay of the Navy," shall be disbursed and accounted for in accordance with existing law as "Pay of the Navy," and for that purpose shall constitute one fund: <i>Provided</i>, That additional commissioned, warranted, appointed, enlisted, and civilian personnel of the medical department of the Navy, required for the care of patients of the United States Veterans' Bureau in naval hospitals, may be employed in addition to the numbers appropriated for in this act: <i>Provided further</i>, That no part of this appropriation shall be available for the pay of any midshipmen whose admission subsequent to January 13, 1926, would result in exceeding at any time an allowance of three midshipmen for each Senator, Representative, and Delegate in Congress; of one midshipman for Porto Rico, a native of the island, appointed on nomination of the governor, and of three midshipmen from Porto Rico, appointed on nomination of the Resident Commissioner; and of two midshipmen for the District of Columbia: <i>Provided further</i>, That nothing herein shall be construed to repeal or modify in any way existing laws relative to the appointment of midshipmen at large, from the enlisted personnel of the naval service or from the Naval Reserve: <i>And provided further</i>, That in computing for any purpose the length of service of any officer of the Navy, of the Marine Corps, of the Coast Guard, of the Coast and Geodetic Survey, or of the Public Health Service, who was appointed to the United States Naval Academy or to the United States Military Academy after March 4, 1913, the time spent at either academy shall not be counted: <i>Provided further</i>, That \$1,500,000 of the amount appropriated herein under "Pay of the Navy" and \$350,000 under "Provisions, Navy," shall be available for expenditure only in the event that the two airplane carriers or either of them are in commission during the fiscal year 1928, and the actual expenditures from these amounts shall not exceed a sum which equals one twenty-fourth thereof for each month during which each carrier may be in commission (act May 21, 1926, vol. 44, p. 603)-----</p>					
				\$124, 300, 000. 00	\$119, 863, 500. 00
	Estimated expenditures, 1928 appropriation	Estimated expenditures, 1927 appropriation	Expended and obligated, 1926		
14 Maintenance and operation of shore stations-----	\$25, 000, 000	\$25, 000, 000	\$25, 057, 750		
15 Maintenance and operation of fleet-----	74, 300, 000	74, 000, 000	70, 078, 144		
16 Miscellaneous operating charges-----	18, 198, 888	15, 083, 274	16, 128, 070		
21 Retirement pay-----	6, 801, 112	5, 780, 226	5, 715, 552		
Total-----	124, 300, 000	119, 863, 500	116, 979, 516		

*Estimates of appropriations required for the service of the fiscal year ending June 30, 1928—Continued*

General object (title of appropriation), date of acts, references to Statutes at Large, or to Revised Statutes, and estimated amount required for each detailed object	Total amount to be appropriated under each head of appropriation	Amount appropriated for the fiscal year ending June 30, 1927
--	--	--

*Provisions, Navy, Bureau of Supplies and Accounts—*

Provisions, Navy: For provisions and commuted rations for enlisted men of the Navy, which commuted rations may be paid to caterers of messes in case of death or desertion upon orders of the commanding officers at 50 cents per diem, and midshipmen at 80 cents per diem, and commuted rations stopped on account of sick in hospital and credited at the rate of 75 cents per ration to the naval hospital fund; subsistence of men unavoidably detained or absent from vessels to which attached under orders (during which subsistence rations to be stopped on board ship and no credit for commutation therefor to be given); quarters and subsistence of men on detached duty; subsistence of members of the Naval Reserve during period of active service; expenses of handling provisions and for subsistence in kind at hospitals and on board ship in lieu of subsistence allowance of female nurses and Navy and Marine Corps general courts-martial prisoners undergoing imprisonment with sentences of dishonorable discharge from the service at the expiration of such confinement; in all, **[\$19,207,000]** \$19,430,000: *Provided*, That the Secretary of the Navy is authorized to commute rations for such general courts-martial prisoners in such amounts as seem to him proper, which may vary in accordance with the location of the naval prison, but which shall in no case exceed 30 cents per diem for each ration so commuted; and for the purchase of United States Army emergency rations as required (*act May 21, 1926, vol. 44, p. 604*)

\$19,430,000.00

\$19,207,000.00

	Estimated expenditures, 1928 appropriation	Estimated expenditures, 1927 appropriation	Expended and obligated, 1926
14 Maintenance and operation of shore stations.....	\$5,050,000	\$4,800,000	\$4,793,581
15 Maintenance and operation of fleet.....	13,380,000	13,500,000	13,468,423
16 Miscellaneous operating charges.....	1,000,000	907,000	923,082
Total.....	19,430,000	19,207,000	19,185,086

*Maintenance, Bureau of Supplies and Accounts—*

Maintenance: For fuel; the removal and transportation of ashes and garbage from ships of war; books, blanks, and stationery, including stationery for commanding and navigating officers of ships, chaplains on shore and afloat, and for the use of courts-martial on board ships; purchase, repair, and exchange of typewriters for ships; packing boxes and materials; interior fittings for general storehouses, pay offices, and accounting offices in navy yards; expenses of disbursing officers; coffee mills and repair thereto; expenses of naval clothing factory and machinery for the same; laboratory equipment; purchase of articles of equipage at home and abroad under the cognizance of the Bureau of Supplies and Accounts, and for the payment of labor in equipping vessels therewith, and the manufacture of such articles in the several navy yards; musical instruments and music; mess outfits; soap on board naval vessels; tolls, ferrage, yeomen's stores, safes, and other incidental expenses; all freight and express charges pertaining to the Navy Department and its bureaus; labor in general storehouses, paymasters' offices, and accounting offices in navy yards and naval stations, including naval stations maintained in island possessions under the control of the United States, and expenses in handling stores purchased and manufactured under "the naval supply account fund"; in all, **[\$9,500,000]** \$9,400,000: *Provided*, That the sum to be paid out of this appropriation, under the direction of the Secretary of the Navy, for chemists and for clerical, inspection, and messenger service in the supply and accounting departments of the navy yards and naval stations and disbursing offices for the fiscal year ending June 30, **[1927]** 1928, shall not exceed \$2,800,000 (*act May 21, 1926, vol. 44, p. 604*)

9,400,000.00

9,500,000.00

*The clothing and small-stores fund shall be charged with the value of all issues of clothing and small stores made to enlisted men of the Naval Reserve, and the uniform gratuity paid to officers of the Naval Reserve (submitted).*

	Estimated expenditures, 1928 appropriation	Estimated expenditures, 1927 appropriation	Expended and obligated, 1926
07 Transportation of things.....	\$1,850,000	\$1,850,000	\$1,830,792
12 Repairs to ships' equipage.....	20,000	20,000	14,224
14 Maintenance and operation of shore stations.....	6,770,000	6,770,000	7,084,434
15 Maintenance and operation of fleet.....	370,000	380,000	393,419
16 Miscellaneous operating charges.....	220,000	300,000	217,376
30 Equipage for naval vessels.....	170,000	170,000	196,021
32 Additions and improvements to shore stations.....			16,243
Total.....	9,400,000	9,500,000	9,752,509

## Estimates of appropriations required for the service of the fiscal year ending June 30, 1928—Continued

General object (title of appropriation), date of acts, references to Statutes at Large, or to Revised Statutes, and estimated amount required for each detailed object				Total amount to be appropriated under each head of appropriation	Amount appropriated for the fiscal year ending June 30, 1927
<b>Fuel and Transportation, Bureau of Supplies and Accounts—</b>					
Fuel and transportation: For coal and other fuel for steamers' and ships' use, including expenses of transportation, storage, and handling the same; maintenance and general operation of machinery of naval fuel depots and fuel plants; water for all purposes on board naval vessels, and ice for the cooling of water, including the expense of transportation and storage of both, <b>[\$13,950,000] \$12,000,000: Provided, That fuel acquired other than by purchase shall not be issued without charging the applicable appropriation with the cost of such fuel at the rate current at the time of issue for fuel purchased: Provided further, That the President may direct the use, wholly or in part, of fuel on hand, however acquired, to be charged at the last issue rate for fuel acquired by purchase, when, in his judgment, prices quoted for supplying fuel are excessive (act May 21, 1926, vol. 44, p. 605)</b>				\$12,000,000.00	\$13,950,000.00
	Estimated expenditures, 1928 appropriation	Estimated expenditures, 1927 appropriation	Expended and obligated, 1926		
14 Maintenance and operation of shore stations	\$835,000	\$835,000	\$839,758		
15 Maintenance and operation of fleet	11,100,000	13,052,593	13,233,945		
16 Miscellaneous operating charges	55,000	52,407	51,932		
30 Equipage of vessels	10,000	10,000	10,000		
32 Additions and improvements to shore stations			2,741		
Total	12,000,000	13,950,000	14,143,376		
<b>Salaries, Bureau of Supplies and Accounts—</b>					
Salaries, Navy Department: For personal services in the District of Columbia, in accordance with the classification act of 1923 (act May 21, 1926, vol. 44, p. 606)				793,800.00	810,000.00
	Estimated expenditures, 1928 appropriation	Estimated expenditures, 1927 appropriation	Expended and obligated, 1926		
Departmental service:					
Salaries—					
Clerical, administrative, and fiscal service—					
Grade 12, \$5,200 to \$6,000; average, \$5,600—					
Senior administrative officer (special assistant to Paymaster General of the Navy)	No. 1 Salary \$5,800	No. 1 Salary \$5,800	No. 1 Salary \$5,600		
Grade 11, \$3,800 to \$5,000; average, \$4,400—					
Assistant chief accountants and auditors	2 4,600	2 4,600	2 4,600		
Grade 9, \$3,000 to \$3,600; average, \$3,300—					
Administrative officers (civilian assistant; chief of division; food inspector)	3 3,233	3 3,233	2½ 3,259		
Grade 8, \$2,700 to \$3,300; average, \$3,000—					
Administrative assistants (chiefs of division)	6 2,933	6 2,933	5½ 2,949		
Grade 7, \$2,400 to \$3,000; average, \$2,700—					
Junior administrative assistants (chiefs of division)	3 2,833	3 2,833	3 2,733		
Senior transportation rate and traffic auditors	3 2,533	3 2,533	3 2,533		
Grade 6, \$2,100 to \$2,700; average, \$2,400—					
Principal clerks (chiefs of section; assistant chiefs of section)	14 2,406	14 2,406	13½ 2,342		
Transportation rate and traffic auditors	5 2,340	5 2,340	4½ 2,290		
Grade 5, \$1,800 to \$2,400; average, \$2,111.42—					
Senior clerks	25 2,113	25 2,113	22½ 2,141		
Head stenographer	1 2,100	1 2,100	1 2,100		
Senior transportation rate and traffic clerks	7 2,031	7 2,031	6½ 2,061		
Grade 4, \$1,680 to \$2,040; average, \$1,860—					
Clerks	50 1,839	53 1,840	49½ 1,838		
Principal stenographer	1 1,860	1 1,860	1½ 1,880		
Transportation rate and traffic clerks	4 1,800	4 1,800	5½ 1,854		
Head operators, office devices	2 1,800	2 1,800	1½ 1,813		
Grade 3, \$1,500 to \$1,860; average, \$1,680—					
Assistant clerks	137 1,649	138 1,649	132½ 1,636		
Senior stenographers	5 1,704	5 1,704	6½ 1,684		
Assistant clerk-stenographers	14 1,692	14 1,705	14 1,684		
Junior transportation rate and traffic clerk	1 1,560	1 1,560	½ 1,560		
Senior operators, office devices	2 1,740	2 1,740	2 1,739		
Grade 2, \$1,320 to \$1,680; average, \$1,500—					
Junior clerks	59 1,502	62 1,512	66½ 1,526		
Senior typists	5 1,405	5 1,405	3½ 1,422		
Junior stenographers	19 1,449	19 1,449	18½ 1,500		
Junior clerk-typists	23 1,508	23 1,510	24½ 1,477		
Junior clerk-stenographers	7 1,491	7 1,508	8½ 1,509		
Junior operators, office devices	2 1,470	2 1,470	1½ 1,462		
Grade 1, \$1,140 to \$1,500; average, \$1,320—					
Underclerks	26 1,354	26 1,354	26½ 1,372		
Junior typists	3 1,240	3 1,240	4½ 1,295		
Underclerk-typists	4 1,320	4 1,320	3½ 1,356		
Underoperators, office devices	10 1,236	10 1,236	16½ 1,267		
Custodial service—					
Grade 3, \$1,020 to \$1,260; average, \$1,140—					
Messengers	22 1,096	22 1,096	21½ 1,036		
Grade 1, \$600 to \$780; average, \$690—					
Junior messengers	2 615	2 615	1½ 642		
Total average number of employees	468	475	476½		
Total salaries, departmental service	793,800	806,520	802,765		
Reserve		3,480			
Total	793,800	810,000	802,765		
The difference between 1928 and 1927 is due to—					
Decrease in force					
Decrease in salaries					
Total decrease					
12,720					

*Estimates of appropriations required for the service of the fiscal year ending June 30, 1928—Continued*

General object (title of appropriation), date of acts, references to Statutes at Large, or to Revised Statutes, and estimated amount required for each detailed object	Total amount to be appropriated under each head of appropriation	Amount appropriated for the fiscal year ending June 30, 1927
<p>Trust fund:</p> <p><i>Pay of the Navy, Deposit Fund—</i></p> <p>That any enlisted man or appointed petty officer of the Navy may deposit his savings, in sums not less than \$5, with the paymaster upon whose books his account is borne; and he shall be furnished with a deposit book, in which the said paymaster shall note, over his signature, the amount, date, and place of such deposit. The money so deposited shall be accounted for in the same manner as other public funds, and shall pass to the credit of the appropriation for "Pay of the Navy," and shall not be subject to forfeiture by sentence of court-martial, but shall be forfeited by desertion, and shall not be permitted to be paid until final payment on discharge, or to the heirs or representatives of a deceased sailor, and that such deposit be exempt from liability for such sailor's debts: <i>Provided</i>, That the Government shall be liable for the amount deposited to the person so depositing the same.</p> <p>SEC. 2. That for any sums not less than \$5 deposited for the period of six months or longer, the sailor, on his final discharge, shall be paid interest at the rate of 4 per cent per annum (<i>act Feb. 9, 1889, vol. 25, p. 657</i>) -----</p> <p>5220 Repayments of deposits of personal funds made by soldiers, sailors, and marines: Expenditures—1928, \$50,000; 1927, \$60,000; 1926, \$46,947.</p>	\$50,000. 00	\$60,000. 00
<p><i>Ships' Stores Profits, Navy—</i></p> <p>Profits on certain sales, to be expended for the recreation and amusement of the enlisted force of the Navy (<i>act May 13, 1908, vol. 35, p. 146, and decision of Comptroller of Treasury, Jan. 20, 1914, 20 Dec., 516</i>) -----</p> <p>16 Miscellaneous operating charges: Expenditures, 1928, \$310,000; 1927, \$320,000; 1926, \$320,519.</p>	310,000. 00	320,000. 00
<p><i>Miscellaneous Indefinite Appropriations—</i></p> <p>Indemnity to seamen and marines for lost clothing (<i>R. S., p. 727, sec. 3689</i>) -----</p> <p>Indemnity for lost property (<i>act Mar. 2, 1895, vol. 28, p. 962</i>) -----</p> <p>16 Miscellaneous operating charges: Expenditures—1928, \$50; 1927, \$50; 1926, \$80.</p>	50. 00	50. 00
Total, Bureau of Supplies and Accounts -----	166,283,850. 00	163,710,550. 00
<b>BUREAU OF MEDICINE AND SURGERY</b>		
<p><i>Medical Department—</i></p> <p>For surgeon's necessities for vessels in commission, navy yards, naval stations, and Marine Corps; and for the civil establishment at the several naval hospitals, navy yards, naval medical supply depots, Naval Medical School and dispensary, Washington, and Naval Academy; for tolls and ferriages; purchase of books and stationery; hygienic and sanitary investigation and illustration; sanitary, hygienic, administrative, and special instruction, including the issuing of naval medical bulletins and supplements; purchase and repairs of nonpassenger-carrying wagons, automobile ambulances, and harness; purchase of and feed for horses and cows; maintenance, repair and operation of three passenger-carrying motor vehicles for naval dispensary, Washington, District of Columbia, and of one motor-propelled vehicle for official use only for the medical officer on out-patient medical service at the Naval Academy; trees, plants, care of grounds, garden tools, and seeds; incidental articles for the Naval Medical School and naval dispensary, Washington, naval medical supply depots, sick quarters at Naval Academy and marine barracks; washing for medical department at Naval Medical School and naval dispensary, Washington, naval medical supply depots, sick quarters at Naval Academy and marine barracks, dispensaries at navy yards and naval stations, and ships; and for minor repairs on buildings and grounds of the United States Naval Medical School and naval medical supply depots; rent of rooms for naval dispensary, Washington, District of Columbia, not to exceed \$1,200; for the care, maintenance, and treatment of the insane of the Navy and Marine Corps on the Pacific coast, including supernumeraries held for transfer to the Government Hospital for the Insane; for dental outfits and dental material; and all other necessary contingent expenses; in all, <b>[\$1,980,000] \$2,012,000: <i>Provided</i></b>, That the sum to be paid out of this appropriation, under the direction of the Secretary of the Navy, for clerical service in naval hospitals, dispensaries, medical supply depots, and Naval Medical School, for the fiscal year ending June 30, <b>[1927] 1928</b>, shall not exceed \$150,000 <b>[<i>Provided further</i></b>, That the Secretary of the Navy is hereby authorized to remove the cemetery at the naval hospital, New York, New York, at a total cost not to exceed \$15,000, chargeable to the naval hospital fund] (<i>act May 21, 1926, vol. 44, p. 606</i>) -----</p>	2,012,000. 00	1,980,000. 00

14825—26—49

## Estimates of appropriations required for the service of the fiscal year ending June 30, 1928—Continued

General object (title of appropriation), date of acts, references to Statutes at Large, or to Revised Statutes, and estimated amount required for each detailed object				Total amount to be appropriated under each head of appropriation	Amount appropriated for the fiscal year ending June 30, 1927
<b>Medical Department—Continued.</b>					
	Estimated expenditures, 1928 appropriation	Estimated expenditures, 1927 appropriation	Expended and obligated, 1926		
14 Maintenance and operation of shore stations.....	\$1,351,000	\$1,318,000	\$1,258,646		
15 Maintenance and operation of the fleet.....	13,600	15,000	12,908		
16 Miscellaneous operating expense.....	32,800	32,800	25,791		
30 Equipage of naval vessels.....	500	500			
32 Additions and improvements to shore stations.....	45,700	35,700	123,842		
34 Reserve stores on hand.....	568,400	578,000	557,692		
Total.....	2,012,000	1,980,000	1,978,879		
Plus reimbursements from Veterans' Bureau as follows:					
14 Maintenance and operation of shore stations—					
Fiscal year 1926.....			\$557,644		
Fiscal year 1927.....			537,000		
Fiscal year 1928.....			480,000		
NOTE.—Expenditures and obligations for 1926 include expenditures formerly under "Contingent, Medicine and Surgery."					
<b>Care of the Dead—</b>					
For the care of the dead; for funeral expenses and interment or transportation to their homes or to designated cemeteries of the remains of officers (including officers who die within the United States) and enlisted men of the Navy and Marine Corps, of members of the Nurse Corps, reservists on active or training duty, and accepted applicants for enlistment, civilian employees of the Navy Department and Naval Establishment who die outside of the continental limits of the United States, and former enlisted men who are discharged while in naval hospitals and are inmates of said hospitals on the date of their death; for funeral expenses and interment of the remains of pensioners and destitute patients who die in naval hospitals; for purchase and care of cemetery lots; for removal of remains from abandoned cemeteries to naval or national cemeteries, or to their homes, including remains interred in isolated graves at home and abroad, and remains temporarily interred, <b>[\$90,000] \$75,000: Provided, That the above provision shall apply in the case of officers and enlisted men of the Navy and Marine Corps on the retired list who die while on active duty (act May 21, 1926, vol. 44, p. 606)</b> .....				\$75,000.00	\$90,000.00
22 Burial expenses: Expenditures—1926, \$75,000; 1927, \$90,000; 1926, \$71,794.					
<b>Salaries, Bureau of Medicine and Surgery—</b>					
Salaries, Navy Department: For personal services in the District of Columbia, in accordance with the classification act of 1923 (act May 21, 1926, vol. 44, p. 606).....				71,960.00	73,400.00
	Estimated expenditures, 1928 appropriation	Estimated expenditures, 1927 appropriation	Expended and obligated, 1926		
Departmental service:					
Salaries—					
Clerical, administrative, and fiscal service—					
Grade 10, \$3,300 to \$3,900; average, \$3,600—	Average—	Average—	Average—		
Junior administrative officer (chief clerk).....	No. 1 Salary \$3,600	No. 1 Salary \$3,600	No. 1 Salary \$3,600		
Grade 7, \$2,400 to \$3,000; average, \$2,700—					
Junior administrative assistant (assistant chief clerk).....	1 2,700	1 2,700	1 2,700		
Grade 6, \$2,100 to \$2,700; average, \$2,400—					
Principal clerks (chiefs of section).....	2 2,400	2 2,400	2 2,350		
Grade 5, \$1,860 to \$2,400; average, \$2,111.42—					
Senior clerks.....	3 2,107	3 2,107	3 2,107		
Grade 4, \$1,680 to \$2,400; average, \$1,860—					
Clerks.....	5 1,824	5 1,824	3½ 1,827		
Grade 3, \$1,500 to \$1,860; average, \$1,680—					
Assistant clerks.....	4 1,650	4 1,635	2½ 1,698		
Assistant clerk-stenographers.....	10 1,626	10 1,626	8½ 1,664		
Grade 2, \$1,320 to \$1,680; average, \$1,500—					
Junior clerks.....	3 1,540	4 1,530	6 1,527		
Senior typist.....	1 1,380	1 1,380	1 1,395		
Junior stenographer.....			½ 1,320		
Junior clerk-typists.....	2 1,440	2 1,440	1½ 1,480		
Junior clerk-stenographers.....	1 1,380	1 1,380	3½ 1,419		
Grade 1, \$1,140 to \$1,500; average, \$1,320—					
Underclerks.....	5 1,308	5 1,308	5½ 1,283		
Underclerk-typist.....	1 1,380	1 1,380	1 1,380		
Custodial service—					
Grade 3, \$1,020 to \$1,260; average, \$1,140—					
Messengers.....	4 1,095	4 1,095	4 1,065		
Total average number of employees.....	43	44	44½		
Total salaries, departmental service.....	71,960	73,400	72,329		
The difference between 1928 and 1927 is due to—					
Decrease in force.....			\$1,560		
Increase in salaries.....			120		
Net decrease.....			1,440		



*Estimates of appropriations required for the service of the fiscal year ending June 30, 1928—Continued*

General object (title of appropriation), date of acts, references to Statutes at Large, or to Revised Statutes, and estimated amount required for each detailed object	Total amount to be appropriated under each head of appropriation	Amount appropriated for the fiscal year ending June 30, 1927
<b>Naval Hospital Fund, Special Fund—</b> Indefinite appropriation of the hospital tax of 20 cents per month collected from the officers and men of the Navy and of the pensions of the inmates of the Naval Home at Philadelphia, Pennsylvania, together with the balance of fines and forfeitures imposed by naval courts-martial not needed for transportation, and so forth, of discharged prisoners to their homes ( <i>R. S.</i> , p. 934, secs. 4808, 4809; <i>acts Mar. 2, 1799, vol. 1, p. 729; Feb. 26, 1811, vol. 2, p. 650; June 7, 1908, vol. 31, p. 697</i> )	\$1,000,000.00	\$1,000,000.00
14 Maintenance and operation of shore stations: Expenditures—1928, \$1,000,000; 1927, \$1,000,000; 1926, \$1,261,972.		
Total, Bureau of Medicine and Surgery	3,158,960.00	3,143,400.00

## BUREAU OF YARDS AND DOCKS

**Maintenance, Bureau of Yards and Docks—**

For the labor, materials, and supplies necessary, as determined by the Secretary of the Navy, for the general maintenance of the activities and properties now or hereafter under the cognizance of the Bureau of Yards and Docks, including the purchase, maintenance, repair, and operation of passenger-carrying vehicles for the Navy Department not to exceed eight in number and the Naval Establishment not otherwise provided for, and including not to exceed ~~[\$950,000]~~ \$975,000 for clerical, inspection, drafting, messenger, and other classified work in the field, ~~[\$7,000,000]~~ \$6,900,000: *Provided*, That the Secretary of the Navy is hereby authorized and directed to submit to the Congress at its next regular session a comprehensive plan for necessary improvements and permanent construction at navy yards, naval stations, naval training stations, and Marine Corps bases, founded on using funds received from the sale of such property now owned by the Navy Department as, in the opinion of the Secretary of the Navy, is no longer needed for naval purposes: *Provided further*, That during the fiscal year ~~[1927]~~ 1928 the Secretary of the Navy is authorized to purchase not more than ~~[eighteen]~~ six passenger-carrying motor-propelled vehicles, to cost not to exceed \$2,000 each, ~~[fifteen]~~ five passenger-carrying motor-propelled vehicles, to cost not to exceed \$1,500 each, and ~~[fifteen]~~ five passenger-carrying motor-propelled vehicles, to cost not to exceed \$650 each, and the Secretary of the Navy shall sell, or exchange in part payment for such new vehicles, not less than a corresponding number of motor-propelled passenger-carrying vehicles in use and of makes which now cost in excess of \$2,000 per vehicle to replace for each new car purchased costing \$1,200 or more: *Provided further*, That expenditures from appropriations contained in this act for the maintenance, operation, and repair of motor-propelled passenger-carrying vehicles, including the compensation of operators, shall not exceed in the aggregate ~~[\$100,000]~~ \$95,000, exclusive of such vehicles owned and operated by the Marine Corps in connection with expeditionary duty without the continental limits of the United States, and on any one vehicle shall not exceed for maintenance, upkeep, and repair, exclusive of garage rent, pay of operator, fuel and lubricants, one-third of the market price of a new vehicle of the same make or class, and in any case more than \$500 (*act May 21, 1926, vol. 44, p. 607*)

6,900,000.00      7,000,000.00

	Estimated expenditures, 1928 appropriation	Estimated expenditures, 1927 appropriation	Expended and obligated, 1926
14 Maintenance and operation of shore stations	\$6,150,000	\$6,250,000	\$6,184,530
32 Additions and improvements to shore stations	750,000	750,000	558,303
Total	6,900,000	7,000,000	6,742,842

In accordance with section 5 of the act approved July 16, 1914 (38 Stat., p. 508), the bureau estimates that not exceeding \$117,750 will be required for the purchase, maintenance, repair, and operation of motor-propelled passenger-carrying vehicles during the fiscal year 1928, as follows:

Purchase of vehicles to replace vehicles now in service as required:	
Not to exceed 6 automobiles, at \$2,000	\$12,000
Not to exceed 5 automobiles, at \$1,500	7,500
Not to exceed 5 automobiles, at \$650	3,250
Maintenance, operation, and repair	95,000
Total	117,750

or as much thereof as may be required.

*Estimates of appropriations required for the service of the fiscal year ending June 30, 1928—Continued*

General object (title of appropriation), date of acts, references to Statutes at Large, or to Revised Statutes, and estimated amount required for each detailed object				Total amount to be appropriated under each head of appropriation	Amount appropriated for the fiscal year ending June 30, 1927
<i>Statement of passenger-carrying motor-propelled vehicles in service August 31, 1926, for officials and employees of activities stated</i>					
Place	Activity	Number	Vehicle		
<b>NAVY VEHICLES</b>					
Aircraft squadrons	Aircraft squadrons	1	2-passenger motor cycle.		
Anacostia, D. C.	Naval air station	1	5-passenger automobile.		
Annapolis, Md.	Naval Academy	1	7-passenger automobile.		
Do.	do.	2	5-passenger automobiles.		
Do.	Medical Department	3	2-passenger automobiles.		
Asiatic fleet	Commander in chief	1	7-passenger automobile.		
Balboa, Canal Zone	Fifteenth district	2	5-passenger automobiles.		
Battle fleet	Commander in chief	2	7-passenger automobile.		
Do.	do.	2	2-passenger motor cycles.		
Bellevue, D. C.	Laboratory	1	5-passenger automobile.		
Berlin, Germany	Naval attaché	1	7-passenger automobile.		
Boston, Mass.	Navy yard	1	Do.		
Do.	do.	3	5-passenger automobiles.		
Do.	Recruiting station	1	2-passenger motor cycle.		
Brooklyn, N. Y.	Navy supply depot	1	5-passenger automobile.		
Do.	do.	5	5-passenger automobiles (in storage).		
Do.	do.	2	1-passenger motor cycles (in storage).		
Buffalo, N. Y.	Recruiting station	1	2-passenger motor cycle.		
Casper, Wyo.	Inspector petroleum reserve	1	5-passenger automobile.		
Cavite, P. I.	Naval station	1	7-passenger automobile.		
Do.	do.	1	5-passenger automobile.		
Do.	Attending surgeon, Manila	1	Do.		
Charleston, S. C.	Navy yard	1	7-passenger automobile.		
Do.	do.	3	5-passenger automobiles.		
Coco Solo, Canal Zone	Submarine base	1	5-passenger automobile.		
Do.	do.	1	12-passenger bus.		
Do.	do.	1	14-passenger bus.		
Do.	do.	1	2-passenger motor cycle.		
Do.	Air station	1	12-passenger bus.		
Constantinople, Turkey	Naval detachment, Turkish waters	1	7-passenger automobile.		
Dahlgren, Va.	Naval proving ground	1	Do.		
Do.	do.	2	5-passenger automobiles.		
Do.	do.	2	2-passenger motor cycles.		
Dallas, Tex.	Recruiting station	1	2-passenger motor cycle.		
European waters	Force commander	1	7-passenger automobile.		
Great Lakes, Ill.	Naval training station	1	Do.		
Do.	do.	2	5-passenger automobiles.		
Do.	do.	1	16-passenger bus (in storage).		
Guam	Naval station	2	5-passenger automobiles.		
Do.	do.	1	2-passenger motor cycle.		
Guantanamo, Cuba	do.	2	5-passenger automobiles.		
Hampton Roads, Va.	Naval operating base	2	7-passenger automobiles.		
Do.	do.	4	5-passenger automobiles.		
Hingham, Mass.	Naval ammunition depot	1	5-passenger automobile.		
Houston, Tex.	Recruiting station	1	2-passenger motor cycle.		
Indianhead, Md.	Naval proving ground	2	7-passenger automobiles.		
Kansas City, Mo.	Recruiting station	1	2-passenger motor cycle.		
Keyport, Wash.	Naval torpedo station	1	5-passenger automobile.		
Key West, Fla.	Naval station	1	7-passenger automobile.		
Do.	do.	1	5-passenger automobile.		
Lake Denmark, N. J.	Naval ammunition depot	1	5-passenger automobile. <sup>1</sup>		
Lakehurst, N. J.	Naval air station	1	7-passenger automobile.		
Little Rock, Ark.	Recruiting station	1	2-passenger motor cycle.		
London, England	Naval attaché	1	7-passenger automobile.		
Los Angeles, Calif.	Inspector petroleum reserve	1	5-passenger automobile.		
Mare Island, Calif.	Navy yard	1	7-passenger automobile.		
Do.	do.	2	5-passenger automobiles.		
Do.	do.	1	2-passenger motor cycle.		
Do.	do.	2	1-passenger motor cycles.		
Newark, N. J.	Recruiting station	1	2-passenger motor cycle.		
New Haven, Conn.	do.	1	Do.		
New London, Conn.	Submarine base	1	5-passenger automobile.		
New Orleans, La.	Naval station	1	Do.		
Newport, R. I.	Naval War College	2	7-passenger automobiles.		
Do.	Naval station	2	5-passenger automobiles.		
Do.	Naval torpedo station	1	5-passenger automobile.		
Do.	Naval training station	1	7-passenger automobile.		
New York, N. Y.	Navy yard	1	Do.		
Do.	do.	3	5-passenger automobiles.		
Do.	Receiving ship	1	15-passenger bus.		
Do.	Naval district	1	7-passenger automobile.		
Do.	do.	1	5-passenger automobile.		
Do.	Recruiting station	1	2-passenger motor cycle.		
Norfolk, Va.	Navy yard	1	7-passenger automobile.		
Do.	do.	6	5-passenger automobiles.		
Do.	Naval hospital	1	7-passenger automobile.		
Do.	do.	1	5-passenger automobile.		
Omaha, Nebr.	Recruiting station	1	2-passenger motor cycle.		
Paris, France	Naval attaché	1	7-passenger automobile.		
Pearl Harbor, Hawaii	Naval station	1	Do.		
Do.	do.	6	5-passenger automobiles.		
Do.	do.	1	35-passenger bus.		
Do.	do.	1	1-passenger motor cycle.		
Pensacola, Fla.	Naval air station	3	5-passenger automobiles.		
Do.	do.	1	2-passenger motor cycle.		
Do.	do.	1	1-passenger motor cycle.		

<sup>1</sup> One 7-passenger and five 5-passenger automobiles assigned temporarily.

*Estimates of appropriations required for the service of the fiscal year ending June 30, 1928—Continued*

General object (title of appropriation), date of acts, references to Statutes at Large, or to Revised Statutes, and estimated amount required for each detailed object				Total amount to be appropriated under each head of appropriation	Amount appropriated for the fiscal year ending June 30, 1927
<i>Statement of passenger-carrying motor-propelled vehicles in service August 31, 1926, for officials and employees of activities stated—Continued</i>					
Place	Activity	Number	Vehicle		
Philadelphia, Pa.	Navy yard	3	7-passenger automobiles.		
Do.	do.	3	5-passenger automobiles.		
Do.	do.	1	26-passenger bus.		
Do.	do.	1	8-passenger bus.		
Do.	do.	2	2-passenger motor cycles.		
Do.	Naval home.	1	7-passenger automobile.		
Do.	Recruiting station.	1	2-passenger motor cycle.		
Portsmouth, N. H.	Navy yard	2	7-passenger automobiles.		
Providence, R. I.	Recruiting station.	1	2-passenger motor cycle.		
Puget Sound, Wash.	Navy yard	2	7-passenger automobiles.		
Do.	do.	2	5-passenger automobiles.		
Do.	do.	2	2-passenger motor cycles.		
Quantico, Va.	Aviation groups.	1	5-passenger automobile.		
Do.	do.	5	1-passenger motor cycle.		
Raleigh, N. C.	Recruiting station.	1	2-passenger motor cycle.		
Rome, Italy.	Naval attaché.	1	7-passenger automobile.		
St. Louis, Mo.	Recruiting station.	1	2-passenger motor cycle.		
St. Thomas, Virgin Islands.	Naval station.	1	7-passenger automobile.		
Do.	do.	4	5-passenger automobiles.		
Do.	do.	1	2-passenger motor cycles.		
San Diego, Calif.	Naval air station.	1	7-passenger automobile.		
Do.	do.	1	5-passenger automobile.		
Do.	do.	1	8-passenger bus.		
Do.	do.	2	1-passenger motor cycles.		
Do.	Public works department.	2	5-passenger automobiles.		
Do.	Naval district.	1	7-passenger automobile.		
Do.	Training station.	1	Do.		
San Francisco, Calif.	Naval district.	1	Do.		
Do.	do.	1	5-passenger automobile.		
San Pedro, Calif.	Inspector of material.	1	Do.		
Scouting Fleet	Scouting fleet.	1	7-passenger automobile.		
South Charleston, W. Va.	Naval ordnance plant.	1	Do.		
Springfield, Mass.	Recruiting station.	1	2-passenger motor cycle.		
Tokio, Japan.	Naval attaché.	1	7-passenger automobile.		
Tutula, Samoa.	Naval station.	2	5-passenger automobiles.		
United States Fleet	Commander in chief.	1	7-passenger automobile.		
Washington, D. C.	Departmental garage.	5	7-passenger automobiles.		
Do.	do.	3	5-passenger automobiles.		
Do.	Navy yard.	3	7-passenger automobiles.		
Do.	do.	4	5-passenger automobiles.		
Do.	Naval dispensary.	3	Do.		
Do.	Naval Observatory.	2	Do.		
Do.	do.	3	Do.		
Yorktown, Va.	Navy mine depot.	3	Do.		
MARINE CORPS VEHICLES					
Annapolis, Md.	Marine barracks, Naval Academy.	1	5-passenger automobile.		
Boston, Mass.	Marine barracks, navy yard.	1	Do.		
Charleston, S. C.	do.	1	Do.		
Hampton Roads, Va.	Depot of supplies.	1	Do.		
Do.	Marine barracks, naval operating base.	1	Do.		
Lakehurst, N. J.	Marine barracks, naval air station.	1	Do.		
Mare Island, Calif.	Marine barracks, navy yard.	1	Do.		
New York, N. Y.	do.	2	5-passenger automobiles.		
Norfolk, Va.	do.	1	5-passenger automobile.		
Parris Island, S. C.	Marine barracks.	5	5-passenger automobiles.		
Philadelphia, Pa.	Marine barracks, navy yard.	1	7-passenger automobile.		
Do.	do.	1	2-passenger motor cycle.		
Do.	Depot of supplies.	1	5-passenger automobile.		
Do.	do.	1	7-passenger automobile.		
Portsmouth, N. H.	Marine barracks, navy yard.	1	5-passenger automobile.		
Puget Sound, Wash.	do.	1	Do.		
Quantico, Va.	Marine barracks.	2	7-passenger automobiles.		
Do.	do.	4	5-passenger automobiles.		
Do.	do.	3	2-passenger motor cycles.		
San Diego, Calif.	Marine Corps base, naval operating base.	3	5-passenger automobiles.		
Do.	do.	1	2-passenger motor cycle.		
San Francisco, Calif.	Commanding general, Department of Pacific.	1	7-passenger automobile.		
Washington, D. C.	Headquarters, Marine Corps.	3	7-passenger automobiles.		
Do.	do.	2	5-passenger automobiles.		
Do.	do.	1	2-passenger automobile.		
Yorktown, Va.	Marine barracks, naval ammunition depot.	1	5-passenger automobile.		
Dover, N. J.	Marine detachment (emergency)	2	5-passenger automobiles.		
Glen Burnie, Md.	Rifle range.	1	5-passenger automobile.		
Cavite, P. I.	Marine barracks, naval station.	1	2-passenger motor cycle.		
Do.	do.	1	5-passenger automobile.		
Guantanamo Bay.	do.	3	5-passenger automobiles.		
Guam.	do.	7	Do.		
Do.	do.	3	2-passenger motor cycles.		
Haiti.	Marine detachments.	7	Do.		
Do.	do.	16	5-passenger automobiles.		
Pearl Harbor.	Marine barracks, naval station.	1	5-passenger automobile.		
Peking, China.	Marine detachment, American legation.	3	5-passenger automobiles.		
Do.	do.	1	2-passenger motor cycle.		

## Estimates of appropriations required for the service of the fiscal year ending June 30, 1928—Continued

General object (title of appropriation), date of acts, references to Statutes at Large, or to Revised Statutes, and estimated amount required for each detailed object				Total amount to be appropriated under each head of appropriation	Amount appropriated for the fiscal year ending June 30, 1927
<b>Contingent, Bureau of Yards and Docks—</b> For contingent expenses and minor extensions and improvements of public works at navy yards and stations ( <i>act May 21, 1926, vol. 44, p. 608</i> )				\$125,000.00	\$125,000.00
	Estimated expenditures, 1928 appropriation	Estimated expenditures, 1927 appropriation	Expended and obligated, 1926		
14 Maintenance and operation of shore stations	\$100,000	\$100,000	\$115,601		
32 Additions and improvements to shore stations	25,000	25,000	6,084		
Total	125,000	125,000	121,685		
<b>Salaries, Bureau of Yards and Docks—</b> Salaries, Navy Department: For personal services in the District of Columbia, in accordance with the classification act of 1923 ( <i>act May 21, 1926, vol. 44, p. 608</i> )				233,240.00	238,000.00
	Estimated expenditures, 1928 appropriation	Estimated expenditures, 1927 appropriation	Expended and obligated, 1926		
Departmental service:					
Salaries—					
Clerical, administrative, and fiscal service—					
Grade 11, \$3,800 to \$5,000; average, \$4,400—	Average—	Average—	Average—		
Administrative officer	No. Salary	No. Salary	No. Salary		
Grade 9, \$3,000 to \$3,600; average, \$3,300—	1 3,300	1 3,300	1 3,300		
Senior administrative assistant	3 2,200	3 2,200	3 2,171		
Grade 8, \$2,100 to \$2,700; average, \$2,400—	1 2,100	1 2,100	1 2,100		
Principal clerks	1 1,980	1 1,980	1 1,980		
Grade 5, \$1,860 to \$2,400; average, \$2,111.42—	4 1,860	4 1,860	4 1,860		
Senior clerk	1 1,740	1 1,740	1 1,740		
Grade 4, \$1,680 to \$2,040; average, \$1,860—	10 1,620	10 1,620	10 1,591		
Clerk-stenographer	3 1,580	3 1,580	3 1,547		
Clerks	1 1,560	1 1,560	1 1,560		
Head operator, office devices	6 1,500	6 1,500	6 1,447		
Grade 3, \$1,500 to \$1,860; average, \$1,680—	1 1,560	1 1,560	1 1,507		
Senior stenographers	2 1,350	2 1,350	2 1,350		
Assistant clerks	1 1,440	1 1,440	1 1,440		
Grade 2, \$1,320 to \$1,680; average, \$1,500—	1 1,260	1 1,260	1 1,320		
Senior typist	2 1,380	2 1,380	2 1,380		
Junior clerk-typists	5 5,200	5 5,200	5 5,200		
Junior stenographer	8 3,925	8 3,925	7 3,928		
Junior clerks	1 4,000	1 4,000	1 4,000		
Junior operator, office devices	13 3,285	13 3,285	13 3,225		
Grade 1, \$1,140 to \$1,500; average, \$1,320—	9 2,567	9 2,567	8 2,668		
Underclerk			1 2,300		
Underoperators, office devices					
Professional and scientific service—					
Grade 5, \$5,200 to \$6,000; average, \$5,600—	7 2,700	7 2,700	7 2,595		
Senior engineers					
Grade 4, \$3,800 to \$5,000; average, \$4,400—					
Engineers					
Attorney					
Grade 3, \$3,000 to \$3,600; average, \$3,300—					
Associate engineers					
Grade 2, \$2,400 to \$3,000; average, \$2,700—					
Assistant engineers					
Grade 1, \$1,860 to \$2,400; average, \$2,111.42—					
Junior engineer					
Subprofessional service—					
Grade 8, \$2,400 to \$3,000; average, \$2,700—					
Chief engineering draftsmen					
Grade 6, \$1,860 to \$2,400; average, \$2,111.42—					
Senior engineering draftsmen					
Grade 5, \$1,680 to \$2,040; average, \$1,860—					
Engineering draftsmen					
Grade 4, \$1,500 to \$1,860; average, \$1,680—					
Assistant engineering draftsman					
Grade 3, \$1,320 to \$1,680; average, \$1,500—					
Junior engineering draftsmen					
Custodial service—					
Grade 3, \$1,020 to \$1,260; average, \$1,140—					
Messengers					
Grade 2, \$900 to \$1,140; average, \$1,020—					
Junior laborers					
Grade 1, \$600 to \$780; average, \$690—					
Junior messenger					
Total average number of employees	97	98	99 1/2		
Total salaries, departmental service	233,240	235,486	236,836		
Reserve		2,514			
Total	233,240	238,000	236,836		
The difference between 1928 and 1927 is due to—					
Reduction in force					
Reduction in salaries					
Total decrease					
Total, Bureau of Yards and Docks, exclusive of public works				7,258,240.00	7,363,000.00

*Estimates of appropriations required for the service of the fiscal year ending June 30, 1928—Continued*

General object (title of appropriation), date of acts, references to Statutes at Large, or to Revised Statutes, and estimated amount required for each detailed object	Total amount to be appropriated under each head of appropriation	Amount appropriated for the fiscal year ending June 30, 1927
<b>PUBLIC WORKS, BUREAU OF YARDS AND DOCKS</b>		
<i>Navy Yard, New York, N. Y.—</i>		
Improvements to electric systems (act May 21, 1926, vol. 44, p. 608) (submitted)-----	\$120,000.00	
Improvements to central power plant (submitted)-----	37,000.00	
	\$157,000.00	\$40,000.00
<i>Navy Yard, Philadelphia, Pa.—</i>		
Repairs to Dry Dock Numbered 1 (act May 21, 1926, vol. 44, p. 608) (submitted)-----	375,000.00	175,000.00
<i>Navy Yard, Norfolk, Va.—</i>		
Dredging, to continue (act May 21, 1926, vol. 44, p. 608) (submitted)-----	62,500.00	110,000.00
<i>Navy Yard, Mare Island, Calif.—</i>		
Dredging, to continue (act May 21, 1926, vol. 44, p. 608) (submitted)-----	70,000.00	
Replace distributing systems and paving along water front (submitted)-----	135,000.00	
	205,000.00	250,000.00
<i>Navy Yard, Puget Sound, Wash.—</i>		
Improvements to central power plant and distributing system (act Feb. 11, 1925, vol. 43, p. 876) (submitted)-----	200,000.00	
Approaches and distributing system, Pier Numbered 6 (submitted)-----	100,000.00	
	300,000.00	
<i>Naval Station, Key West, Fla.—</i>		
Repairs to marine railway (act July 12, 1921, vol. 42, p. 129) (submitted)-----	25,000.00	
<i>Naval Station, Guantanamo, Cuba—</i>		
Improvements to power plant (act Feb. 11, 1925, vol. 43, p. 876) (submitted)-----	100,000.00	
<i>Naval Station, Pearl Harbor, Hawaii—</i>		
Diesel oil purification plant (act May 21, 1926, vol. 44, p. 608) (submitted)-----	20,000.00	1,000,000.00
<i>Naval Station, Guam—</i>		
Improvements to telephone system (act May 28, 1924, vol. 48, p. 198) (submitted)-----	25,000.00	
<i>Naval Station, Cavite, P. I.—</i>		
Oil storage for central power plant (act May 21, 1926, vol. 44, p. 608) (submitted)-----	15,000.00	
Reconstruct marine railway numbered one (submitted)-----	30,000.00	
	45,000.00	30,000.00
<i>Naval Training Station, Great Lakes, Ill., Buildings—</i>		
Improvements to heating system (act May 21, 1926, vol. 44, p. 608) (submitted)-----	38,000.00	15,000.00
<i>Naval Base, San Diego, California—</i>		
Construction of complete section of extensible pier (act May 21, 1926, vol. 44, p. 608) (submitted)-----	150,000.00	100,000.00
<i>Submarine Base, Pearl Harbor, Hawaii—</i>		
Improvements toward general development (act May 21, 1926, vol. 44, p. 608) (submitted)-----	365,000.00	430,000.00
<p><i>The unexpended balance of the amount of \$200,000 appropriated by the act approved July 1, 1922 (42 Statutes, page 804), for repairs to north breakwater at the naval operating base, Hampton Roads, Virginia, is hereby made available for dredging, to continue, at the naval operating base, Hampton Roads, Virginia.</i></p> <p><i>The amount of \$12,000 appropriated by the act approved May 28, 1924 (43 Statutes, page 198), for replacing timber dock with concrete quay wall, coaling station, at the naval station, Guam, is hereby made available for coal storage, Agana, at the naval station, Guam.</i></p>		
32 Additions and improvements to shore stations: Expenditures—1928, \$2,004,500; 1927, \$2,735,300; 1926, \$2,511,256.		
Appropriations for 1927 not asked for 1928 (public works)-----		585,300.00
Total, public works, Bureau of Yards and Docks.-----	1,867,500.00	2,735,300.00
Total, Bureau of Yards and Docks, including public works.-----	9,125,740.00	10,098,300.00

## Estimates of appropriations required for the service of the fiscal year ending June 30, 1928—Continued

General object (title of appropriation), date of acts, references to Statutes at Large, or to Revised Statutes, and estimated amount required for each detailed object				Total amount to be appropriated under each head of appropriation	Amount appropriated for the fiscal year ending June 30, 1927
BUREAU OF AERONAUTICS					
Aviation, Navy— For aviation, as follows: For navigational, photographic, aerological, radio, and miscellaneous equipment, including repairs thereto, for use with aircraft built or building on June 30, [1926] 1927, [\$605,814] \$914,000; for maintenance, repair, and operation of aircraft factory, air stations, fleet, and all other aviation activities, testing laboratories, and for overhauling of planes, [\$6,553,686] \$8,050,400, [including not to exceed \$400,000 for the maintenance, operation, and repair, exclusive of classified employees, of the Naval Air Station, Lakehurst, New Jersey, and the aircraft Los Angeles, and] including \$300,000 for the equipment of vessels with catapults and including not to exceed \$300,000 for the procurement of helium from the Bureau of Mines, which may be transferred in advance, in amounts as required, to that bureau; for continuing experiments and development work on all types of aircraft, [\$1,928,000] \$1,728,600; for drafting, clerical, inspection, and messenger service, [\$655,288] \$685,000; [for the payment of obligations incurred under the contract authorization for the procurement of aircraft and equipment carried in the Navy appropriation act for the fiscal year 1926, approved February 11, 1925, \$4,100,000] for new construction and procurement of aircraft and equipment, including not to exceed \$235,000 for the Naval Reserve, [\$4,962,500] \$8,412,000, of which amount not to exceed \$4,100,000 shall be available for the payment of obligations incurred under the contract authorization for these purposes carried in the Navy appropriation act for the fiscal year 1927, approved May 21, 1926; in all, [\$18,805,288] \$19,790,000; and the money herein specifically appropriated for "Aviation" shall be disbursed and accounted for in accordance with existing laws as "Aviation" and for that purpose shall constitute one fund: <i>Provided</i> , That in addition to the amount herein appropriated and specified for expenditure for new construction and procurement of aircraft and equipment the Secretary of the Navy may, prior to July 1, 1929, enter into contracts for the production and purchase of new airplanes and their equipment, spare parts, and accessories, to an amount not in excess of [\$4,100,000] \$5,000,000: <i>Provided further</i> , That no part of this appropriation shall be expended for maintenance of more than six heavier-than-air stations on the coasts of the continental United States: <i>Provided further</i> , That no part of this appropriation shall be used for the construction of a factory for the manufacture of airplanes: <i>Provided further</i> , That the Secretary of the Navy is hereby authorized to consider, ascertain, adjust, determine, and pay out of this appropriation the amounts due on claims for damages which have occurred or may occur to private property growing out of the operations of naval aircraft, where such claim does not exceed the sum of \$250: <i>Provided further</i> , That all claims adjusted under this authority during the fiscal year shall be reported in detail to the Congress by the Secretary of the Navy ( <i>acts May 21, 1926, vol. 44, p. 609; July 3, 1926, vol. 44, p. 862</i> )				\$19,790,000.00	\$19,065,288.00
					</

## Estimates of appropriations required for the service of the fiscal year ending June 30, 1928—Continued

General object (title of appropriation), date of acts, references to Statutes at Large, or to Revised Statutes, and estimated amount required for each detailed object				Total amount to be appropriated under each head of appropriation	Amount appropriated for the fiscal year ending June 30, 1927
<b>Salaries, Bureau of Aeronautics—Continued.</b>					
Departmental service:					
Salaries—					
Clerical, administrative, and fiscal service—					
Grade 9, \$3,000 to \$3,600; average, \$3,300—	Average—	Average—	Average—		
Senior administrative assistants	No. 3 Salary \$3,200	No. 3 Salary \$3,200	No. 3 Salary \$3,200		
Grade 8, \$2,700 to \$3,000; average, \$2,850—					
Administrative assistants	1 2,700	1 2,700	1 2,700		
Grade 7, \$2,400 to \$3,000; average, \$2,700—					
Junior administrative assistants	2 2,650	2 2,650	2 2,650		
Grade 6, \$2,100 to \$2,700; average, \$2,400—					
Principal clerk	1 2,100	1 2,100	1 2,100		
Grade 5, \$1,800 to \$2,100; average, \$1,950—					
Senior clerk-stenographer	1 2,100	1 2,100	1 2,100		
Grade 4, \$1,680 to \$2,040; average, \$1,860—					
Clerks	3 1,812	3 1,812	4 1,812		
Clerk-stenographers	4 1,800	4 1,800	3 1,800		
Grade 3, \$1,500 to \$1,800; average, \$1,650—					
Assistant clerks	9 1,580	9 1,580	7 1,580		
Senior stenographers	5 1,615	5 1,615	9 1,615		
Assistant clerk-stenographers	4 1,650	4 1,650	2 1,650		
Grade 2, \$1,320 to \$1,680; average, \$1,500—					
Senior typists	6 1,490	6 1,490	4 1,490		
Junior clerks	1 1,392	2 1,392	4 1,392		
Junior stenographers	3 1,431	3 1,431	2 1,431		
Junior clerk-typist			1 1,440		
Grade 1, \$1,140 to \$1,500; average, \$1,320—					
Underoperator, office devices	1 1,500	1 1,500	1 1,500		
Junior typists	2 1,140	1 1,140	1 1,140		
Professional and scientific service—					
Grade 5, \$5,200 to \$6,000; average, \$5,600—					
Senior engineers	3 5,200	3 5,200	2 5,200		
Grade 4, \$3,800 to \$5,000; average, \$4,400—					
Engineers	5 3,800	5 3,800	3 3,800		
Grade 3, \$3,000 to \$3,600; average, \$3,300—					
Associate engineers	8 3,110	8 3,110	7 3,110		
Grade 2, \$2,400 to \$3,000; average, \$2,700—					
Assistant engineers	3 2,533	3 2,533	2 2,533		
Grade 1, \$1,860 to \$2,400; average, \$2,130—					
Junior engineers	3 1,940	3 1,940	1 1,940		
Subprofessional service—					
Grade 8, \$2,400 to \$3,000; average, \$2,700—					
Chief engineering draftsman	5 2,680	5 2,680	5 2,680		
Grade 6, \$1,860 to \$2,400; average, \$2,130—					
Senior engineering aid	1 2,300	1 2,300	1 2,300		
Senior engineering draftsman	4 2,050	4 2,050	4 2,050		
Grade 5, \$1,680 to \$2,040; average, \$1,860—					
Library assistant	1 1,920	1 1,920	1 1,920		
Engineering draftsman	1 1,800	1 1,800	1 1,800		
Grade 4, \$1,500 to \$1,800; average, \$1,650—					
Junior library assistant			1 1,680		
Grade 3, \$1,320 to \$1,680; average, \$1,500—					
Under library assistant			1 1,500		
Custodial service—					
Grade 3, \$1,020 to \$1,260; average, \$1,140—					
Messengers	8 1,080	8 1,080	7 1,080		
Total average number of employees	88	88	88 1/2		
Total salaries, departmental service	191,000	191,000	184,755		
<b>Total, Bureau of Aeronautics</b>				<b>\$19,981,000.00</b>	<b>\$19,256,288.00</b>
<b>NAVAL ACADEMY</b>					
<b>Pay, Naval Academy—</b>					
Pay, Naval Academy: Pay of professors and others, Naval Academy: Pay of professors and instructors, including one professor as librarian, <b>[\$230,000]</b> <b>\$236,000: Provided, That not more than [\$36,500] \$38,500 shall be paid for masters and instructors in swordsmanship and physical training.</b>				<b>\$236,000.00</b>	
For pay of employees at rates to be fixed by the Secretary of the Navy, [as follows: Administration, \$159,960; department of ordnance and gunnery, \$16,764; departments of electrical engineering and physics, \$17,811; department of seamanship, \$8,800; department of marine engineering and naval construction, \$47,687; commissary department, \$184,184; department of buildings and grounds, \$131,574; in all, \$566,860] (act May 21, 1926, vol. 44, p. 609)				<b>570,000.00</b>	
				<b>806,000.00</b>	<b>796,860.00</b>
Field service:					
Total number of employees	157	155	163		
Total salaries and wages, field service	\$906,000	\$796,860	\$779,186		

## Estimates of appropriations required for the service of the fiscal year ending June 30, 1928—Continued

General object (title of appropriation), date of acts, references to Statutes at Large, or to Revised Statutes, and estimated amount required for each detailed object				Total amount to be appropriated under each head of appropriation	Amount appropriated for the fiscal year ending June 30, 1927
<b>Current and Miscellaneous Expenses, Naval Academy—</b>					
Current and miscellaneous expenses, Naval Academy: For text and reference books for use of instructors; stationery, blank books and forms, models, maps, and periodicals; apparatus and materials for instruction in physical training and athletics; expenses of lectures and entertainments, not exceeding \$1,000, including pay and expenses of lecturer; chemicals, philosophical apparatus and instruments, stores, machinery, tools, fittings, apparatus, and materials for instruction purposes [ \$77,800 ]; for purchase, binding, and repair of books for the library (to be purchased in the open market on the written order of the superintendent) [ \$5,000 ]; for expenses of the Board of Visitors to the Naval Academy [ \$2,500 ]; for contingencies for the superintendent of the academy, to be expended in his discretion [ \$3,500 ]; for contingencies for the commandant of midshipmen, to be expended in his discretion [ \$1,200 ]; in all, \$85,000: <i>Provided, That not more than \$1,400 shall be available for the expenses of the Board of Visitors, \$4,000 for contingencies for the superintendent, and \$1,800 for contingencies for the commandant of midshipmen (act May 21, 1926, vol. 44, p. 610)</i> -----				\$85, 000. 00	\$90, 000. 00
		Estimated expenditures, 1928 appropriation	Estimated expenditures, 1927 appropriation	Expended and obligated, 1926	
14 Maintenance and operation of shore stations-----		\$77, 800	\$82, 800	\$82, 469	
16 Miscellaneous operating charges-----		7, 200	7, 200	4, 838	
Total-----		\$85, 000	90, 000	87, 307	
<b>Maintenance and Repairs, Naval Academy—</b>					
Maintenance and repairs, Naval Academy: For necessary repairs of public buildings, wharves, and walls inclosing the grounds of the Naval Academy, improvements, repairs, and fixtures; for books, periodicals, maps, models, and drawings; purchase and repair of fire engines; fire apparatus and plants, machinery; purchase and maintenance of all horses and horse-drawn vehicles for use at the academy, including the maintenance, operation, and repair of three horse-drawn passenger-carrying vehicles to be used only for official purposes; seeds and plants; tools and repairs of the same; stationery; furniture for Government buildings and offices at the academy, including furniture for midshipmen's rooms; coal and other fuels; candles, oil, and gas; attendance on light and power plants; cleaning and clearing up station and care of buildings; attendance on fires, lights, fire engines, fire apparatus, and plants, and telephone, telegraph, and clock systems; incidental labor; advertising, water tax, postage, telephones, telegrams, tolls, and ferrriage; flags and awnings; packing boxes, fuel for heating and lighting bandsmen's quarters; pay of inspectors and draftsmen; music and astronomical instruments; and for pay of employees on leave, [\$1,040,000] \$1,000,000 [of which not to exceed \$40,000 shall be available for reconstructing the terrace roof of Bancroft Hall] (act May 21, 1926, vol. 44, p. 610)-----				1, 000, 000. 00	1, 040, 000. 00
14 Maintenance and operation of shore stations: Expenditures—1928, \$1,000,000; 1927, \$1,040,000; 1926, \$1,036,677.					
Total, Naval Academy-----				1, 891, 000. 00	1, 926, 860. 00
<b>MARINE CORPS</b>					
<b>Pay, Marine Corps—</b>					
Pay of officers, active list: For pay and allowances prescribed by law for all officers on the active list—pay and allowances, [\$3,507,912] \$3,592,756; subsistence allowance, [\$487,056] \$486,837; rental allowance, [\$634,046] \$659,686; in all, [\$4,629,014] (act May 21, 1926, vol. 44, p. 610)-----				\$4, 739, 279. 00	
For pay of officers prescribed by law on the retired list, [\$485,328] (same act)-----				558, 121. 00	
Pay of enlisted men, active list: For pay and allowances of noncommissioned officers, musicians, and privates, as prescribed by law, and for the expenses of clerks of the United States Marine Corps traveling under orders, and including additional compensation for enlisted men of the Marine Corps qualified as expert riflemen, sharpshooters, marksmen, or regularly detailed as gun captains, gun pointers, cooks, messmen, including interest on deposits by enlisted men, post exchange debts of deserters and of men discharged or sentenced to terms of imprisonment while in debt to the United States, under such rules as the Secretary of the Navy may prescribe, and the authorized travel allowance of discharged enlisted men, and for prizes for excellence in gunnery exercises and target practice, and for pay of enlisted men designated as Navy mail clerks and assistant Navy mail clerks, both afloat and ashore, and for gratuities to enlisted men discharged not under honorable conditions—pay and allowances, [\$8,066,340] \$7,790,435; allowance for lodging and subsistence, [\$782,178] \$729,856; in all, [\$8,848,518] (same acts)-----				8, 520, 291. 00	



## Estimates of appropriations required for the service of the fiscal year ending June 30, 1928—Continued

General object (title of appropriation), date of acts, references to Statutes at Large, or to Revised Statutes, and estimated amount required for each detailed object	Total amount to be appropriated under each head of appropriation	Amount appropriated for the fiscal year ending June 30, 1927
<b>Pay, Marine Corps—Continued.</b> For pay and allowances prescribed by law of enlisted men on the retired list <b>[\$417,007]</b> ( <i>act May 21, 1926, vol. 44, p. 611</i> )..... Undrawn clothing: For payment to discharged enlisted men for clothing undrawn <b>[\$160,000]</b> ( <i>same act</i> )..... For pay and allowances of the Marine Corps Reserve: (a) Excluding transferred and assigned men, \$55,000; (b) transferred men, <b>[\$185,480]</b> <b>\$265,675</b> ; (c) assigned men, <b>[\$65,000]</b> <b>\$112,500</b> ; in all <b>[\$305,480]</b> ( <i>same act</i> )..... For mileage and actual and necessary expenses and per diem in lieu of subsistence as authorized by law to officers traveling under orders without troops: <b>[Provided, That hereafter officers performing travel by Government-owned vessels for which no transportation fare is charged shall only be entitled to reimbursement of actual and necessary expenses incurred]</b> ( <i>same act</i> )..... In all, <b>[\$14,970,347]</b> <b>\$15,031,900</b> , and the money herein specifically appropriated for pay of the Marine Corps shall be disbursed and accounted for in accordance with existing law as pay of the Marine Corps, and for that purpose shall constitute one fund.....	\$433, 034. 00 225, 000. 00 431, 175. 00 125, 000. 00 \$15, 031, 900. 00	\$14, 970, 347. 00

	Estimated expenditures, 1928 appropriation	Estimated expenditures, 1927 appropriation	Expended and obligated, 1926
<b>Personal services:</b>			
0120 Military, naval, and quasi military pay, not specified.....	\$11, 982, 223	\$11, 981, 854	\$12, 030, 099
0140 Allowances for quarters, heat, light, and other emoluments incident to service.....	1, 146, 523	1, 128, 980	1, 082, 128
01 Total personal services.....	13, 128, 746	13, 110, 834	13, 112, 227
03 Subsistence and support of persons (service).....	729, 856	782, 178	758, 274
06 Travel expenses.....	134, 893	137, 000	115, 845
20 Interest.....	15, 000	15, 000	12, 462
<b>Pensions, retirement salaries, annuities, World War allowances, and insurance losses:</b>			
2110 Retirement pay (or salaries).....	991, 155	902, 335	910, 897
2130 Allowances.....	32, 250	23, 000	17, 166
1 Total pensions, retirement salaries, annuities, World War allowances, and insurance losses.....	1, 023, 405	925, 335	928, 063
Total.....	15, 081, 900	14, 970, 347	14, 926, 871

**Pay of Civil Employees, Marine Corps—**

Pay of civil force: For personal services in the District of Columbia, in accordance with the classification act of 1923, as follows—

Offices of the major general commandant and adjutant and inspector, **[\$62,640]**.....  
 Office of the paymaster, **[\$22,080]**.....  
 Office of the quartermaster, **[\$75,280]**.....

61, 390. 00  
 21, 635. 00  
 73, 775. 00

In all (*act May 21, 1926, vol. 44, p. 611*).....

156, 800. 00

160, 000. 00

	Estimated expenditures, 1928 appropriation	Estimated expenditures, 1927 appropriation	Expended and obligated, 1926
<b>OFFICES OF THE MAJOR GENERAL COMMANDANT AND ADJUTANT AND INSPECTOR</b>			
<b>Departmental service:</b>			
<b>Salaries—</b>			
Clerical, administrative, and fiscal service—			
Grade 8, \$2,700 to \$3,300; average, \$3,000—	No. 1 Salary \$3, 000	No. 1 Salary \$3, 000	No. 1 Salary \$2, 950
Administrative assistant (chief clerk).....	1 2, 700	1 2, 700	1 2, 650
Grade 7, \$2,400 to \$3,000; average, \$2,700—			
Junior administrative assistant (chief of division).....	1 2, 700	1 2, 700	1 2, 650
Grade 5, \$1,800 to \$2,400; average, \$2,111.42—			
Senior clerks.....	3 2, 100	3 2, 100	1 2, 070
Grade 4, \$1,680 to \$2,040; average, \$1,860—			
Clerks.....	2 1, 770	2 1, 770	2 1, 830
Principal stenographer.....	1 2, 040	1 2, 040	1 2, 040
Grade 3, \$1,500 to \$1,860; average, \$1,680—			
Assistant clerks.....	7 1, 660	7 1, 660	7 1, 605
Senior stenographer.....	1 1, 680	1 1, 680	1 1, 630
Assistant clerk-stenographers.....	5 1, 662	5 1, 662	5 1, 752
Grade 2, \$1,320 to \$1,680; average, \$1,500—			
Junior clerks.....	7 1, 519	7 1, 509	7 1, 440
Junior clerk-typists.....	2 1, 470	2 1, 470	2 1, 500
Junior stenographers.....	1 1, 380	1 1, 380	1 1, 320
Junior clerk-stenographer.....	1 1, 320	1 1, 320	

## Estimates of appropriations required for the service of the fiscal year ending June 30, 1928—Continued

General object (title of appropriation), date of acts, references to Statutes at Large, or to Revised Statutes, and estimated amount required for each detailed object			Total amount to be appropriated under each head of appropriation		Amount appropriated for the fiscal year ending June 30, 1927	
Pay of Civil Employees, Marine Corps—Continued.						
	Estimated expenditures, 1928 appropriation	Estimated expenditures, 1927 appropriation	Expended and obligated, 1926			
OFFICES OF THE MAJOR GENERAL COMMANDANT AND ADJUTANT AND INSPECTOR—continued						
Departmental service—Continued.						
Salaries—Continued.						
Professional and scientific service—						
Grade 4, \$3,800 to \$5,000; average, \$4,400—						
Attorney (special assistant to major general commandant)	Average— No. 1 Salary \$4,400	Average— No. 1 Salary \$4,400	Average— No. 1 Salary \$4,300			
Grade 2, \$2,400 to \$3,000; average, \$2,700—	1 2,700	1 2,700	1 2,650			
Assistant attorney						
Total average number of employees	33	34	33 <sup>1</sup>			
Total salaries, departmental service	61,390	62,640	60,278			
The difference between 1928 and 1927 is due to—						
Decrease in force	\$1,320					
Increase in salaries	70					
Net decrease	1,250					
OFFICE OF THE PAYMASTER						
Departmental service:						
Salaries—						
Clerical, administrative, and fiscal service—						
Grade 7, \$2,400 to \$3,000; average, \$2,700—						
Junior administrative assistant (chief clerk)	1 2,700	1 2,700	1 2,600			
Grade 5, \$1,860 to \$2,400; average, \$2,111.42—						
Senior clerk	1 2,100	1 2,100	1 2,100			
Grade 4, \$1,680 to \$2,040; average, \$1,860—						
Clerks	3 1,820	3 1,820	3 1,816			
Clerk-stenographer	1 1,980	1 1,980	1 1,980			
Grade 3, \$1,500 to \$1,860; average, \$1,680—						
Assistant clerk	1 1,740	1 1,740	1 1,740			
Senior stenographer	1 1,740	1 1,740	1 1,740			
Assistant clerk-stenographer	1 1,500	1 1,500	1 1,496			
Senior operator, office devices	1 1,860	1 1,860	1 1,860			
Grade 2, \$1,320 to \$1,680; average, \$1,560—						
Junior clerk	1 1,560	1 1,560	1 1,560			
Junior stenographer	1 1,440	1 1,440	1 1,440			
Total average number of employees	12	12	12			
Total salaries, departmental service	21,635	22,080	21,964			
The difference between 1928 and 1927 is due to decrease in salaries, \$445.						
OFFICE OF THE QUARTERMASTER						
Departmental service:						
Salaries—						
Clerical, administrative, and fiscal service—						
Grade 10, \$3,300 to \$3,900; average, \$3,600—						
Junior administrative officer (special assistant to the quartermaster)	1 3,800	1 3,700	1 3,600			
Grade 7, \$2,400 to \$3,000; average, \$2,700—						
Junior administrative assistants (chief clerk and 2 chiefs of divisions)	3 2,633	3 2,666	3 2,622			
Grade 6, \$2,100 to \$2,700; average, \$2,400—						
Principal clerks (chiefs of sections)	5 2,372	5 2,340	5 2,253			
Grade 5, \$1,860 to \$2,400; average, \$2,111.42—						
Senior clerks	2 1,960	2 1,890	2 1,841			
Grade 4, \$1,680 to \$2,040; average, \$1,860—						
Clerks	3 1,860	4 1,725	2 1,856			
Grade 3, \$1,500 to \$1,860; average, \$1,680—						
Assistant clerks	3 1,692	4 1,678	6 1,665			
Senior typists	4 1,500		2 1,453			
Assistant clerk-stenographers	6 1,740	6 1,740	6 1,740			
Grade 2, \$1,320 to \$1,680; average, \$1,500—						
Junior clerks	4 1,380	5 1,390	3 1,310			
Senior typists	1 1,380	2 1,410	2 1,410			
Junior stenographers	2 1,380	2 1,320	1 1,362			
Junior clerk-typists	5 1,380	5 1,452	5 1,124			
Junior clerk-stenographers	2 1,320	3 1,460	4 1,440			
Total average number of employees	41	42	42			
Total salaries, departmental service	73,775	75,280	72,971			
The difference between 1928 and 1927 is due to—						
Decrease in force	\$1,320					
Decrease in salaries	185					
Total decrease	1,505					
Field service:						
Number of employees			8			
Total salaries and wages, field service			14,553			
01 Total personal services	156,800	160,000	169,786			

<sup>1</sup> Transferred to "General expenses, Marine Corps," for 1927 and 1928.

## Estimates of appropriations required for the service of the fiscal year ending June 30, 1928—Continued

General object (title of appropriation), date of acts, references to Statutes at Large, or to Revised Statutes, and estimated amount required for each detailed object				Total amount to be appropriated under each head of appropriation	Amount appropriated for the fiscal year ending June 30, 1927
<b>Pay of the Marine Corps, Deposit Fund, Trust Fund—</b>					
For soldiers' deposits so much as may be necessary to refund such deposits: <i>Provided</i> , That hereafter enlisted men of the Marine Corps shall be entitled to deposit their savings with the United States through any paymaster, in the same manner and under the same conditions as are now or may hereafter be provided for the enlisted men of the Navy: <i>Provided, however</i> , That the sums so deposited shall pass to the credit of the appropriation for pay of the Marine Corps ( <i>act June 29, 1906, vol. 34, p. 579</i> )-----				\$250, 000. 00	\$400, 000. 00
5220 Repayments of deposits: Expenditures—1928, \$250,000; 1927, \$400,000; 1926, \$215,394.					
<b>General Expenses, Marine Corps—</b>					
General expenses, Marine Corps: For every expenditure requisite for, and incident to, the authorized work of the Marine Corps, other than as appropriated for under the headings of pay and salaries, as follows:					
For provisions, subsistence, board and lodging of enlisted men, recruits and recruiting parties, and applicants for enlistment, cash allowance for lodging and subsistence to enlisted men traveling on duty; ice, ice machines and their maintenance <b>[\$3,026,000]</b> ( <i>act May 21, 1926, vol. 44, p. 611</i> )-----				\$3, 057, 457. 00	
	Estimated expenditures, 1928 appropriation	Estimated expenditures, 1927 appropriation	Expended and obligated, 1926		
Supplies and materials:					
0260 Provisions (rations in kind)-----	\$2, 797, 805	\$2, 843, 000	\$2, 982, 320		
0280 Sundry supplies (ice and cold storage)-----	56, 000	81, 000	65, 247		
02 Total supplies and materials-----	2, 853, 805	2, 924, 000	3, 047, 567		
03 Subsistence and support of persons (service)-----	165, 875	68, 000	164, 484		
06 Travel expenses-----	37, 777	34, 000	40, 949		
Total-----	3, 057, 457	3, 026, 000	3, 253, 000		
For clothing for enlisted men, <b>[\$1,134,000]</b> ( <i>same act</i> )-----				760, 200. 00	
	Estimated expenditures, 1928 appropriation	Estimated expenditures, 1927 appropriation	Expended and obligated, 1926		
Field service:					
01 Total number of employees-----	144	224	293		
01 Total salaries and wages, field service-----	\$227, 300	\$346, 400	\$245, 592		
02 Supplies and materials-----	522, 900	777, 600	758, 421		
12 Repairs and alterations-----	10, 000	10, 000	5, 235		
Total-----	760, 200	1, 134, 000	1, 009, 248		
For fuel, heat, light, and power, including sales to officers, <b>[\$550,000]</b> ( <i>same act</i> )-----				500, 000. 00	
	Estimated expenditures, 1928 appropriation	Estimated expenditures, 1927 appropriation	Expended and obligated, 1926		
02 Supplies and materials-----	\$395, 000	\$445, 000	\$460, 024		
10 Furnishing of heat, light, power, and electricity (service)-----	105, 000	105, 000	103, 593		
Total-----	500, 000	550, 000	563, 617		
For military supplies and equipment, including their purchase, repair, preservation, and handling; recreational, school, educational, library, musical, amusement, field sport and gymnasium supplies, equipment, services, and incidental expenses; purchase and marking of prizes for excellence in gunnery and rifle practice, good-conduct badges, medals, and buttons awarded to officers and enlisted men by the Government for conspicuous, gallant, and special service; rental and maintenance of target ranges and entrance fees for competitions, <b>[\$500,000]</b> ( <i>same act</i> )-----				779, 343. 00	

## Estimates of appropriations required for the service of the fiscal year ending June 30, 1928—Continued

General object (title of appropriation), date of acts, references to Statutes at Large, or to Revised Statutes, and estimated amount required for each detailed object

Total amount to be appropriated under each head of appropriation

Amount appropriated for the fiscal year ending June 30, 1927

## General Expenses, Marine Corps—Continued.

	Estimated expenditures, 1928 appropriation	Estimated expenditures, 1927 appropriation	Expended and obligated, 1926
Field service:			
Total number of employees.....	72	75	75
01 Total salaries and wages, field service.....	\$136,055	\$136,080	\$133,161
Supplies and materials:			
0222 Educational supplies.....	29,000	29,000	32,333
0274 Ammunition for revolvers, rifles, and machine guns and care and preservation thereof.....	329,628	80,920	63,104
0284 Miscellaneous supplies.....	13,000	10,000	14,900
0299 Special and miscellaneous materials, etc.....	15,860	20,000	10,703
02 Total supplies and materials.....	387,488	139,920	121,040
13 Special and miscellaneous current expenses.....	30,800	23,500	37,779
Equipment:			
3010 Canvas for cots, sea bags, etc.....	32,640		
3022 Scientific equipment.....	4,000	5,000	4,246
3023 Recreational equipment.....	24,000	18,000	26,381
3039 Sundry war equipment.....	141,000	185,500	224,193
3052 Production and construction equipment (field ovens).....	3,000	2,000	83
3053 Telephone and telegraphic equipment, etc. (signal equipment, radio, field telephones, wire, flags, etc.).....	20,360	20,000	18,618
30 Total equipment.....	225,000	200,500	273,521
Total.....	779,343	500,000	565,501

For transportation of troops and applicants for enlistment, including cash in lieu of ferrriage and transfers en route; toilet kits for issue to recruits upon their first enlistment and other incidental expenses of the recruiting service; and transportation for dependents of officers and enlisted men, **[\$525,000]** (act May 21, 1926, vol. 44, p. 611).....

\$547,000.00

	Estimated expenditures, 1928 appropriation	Estimated expenditures, 1927 appropriation	Expended and obligated, 1926
01 Total personal services (medical examiners' fees).....	\$4,000	\$3,000	\$4,399
Supplies and materials:			
0230 Fuel, gasoline and oil.....	3,500	3,500	3,114
0280 Sundry supplies (ice).....	400	200	422
02 Total supplies and materials.....	3,900	3,700	3,536
Communication service:			
0500 Telegraph service.....	3,500	3,000	4,755
0510 Telephone service.....	2,200	2,500	2,466
05 Total communication service.....	5,700	5,500	7,221
Travel expenses:			
0601 Steam and electric railway fares—			
Troops.....	221,000	190,000	222,947
Applicants for enlistment.....	224,000	251,600	240,639
Dependents (officers and noncommissioned officers).....	23,000	20,000	31,941
0610 Local transportation (street car and ferry tickets).....	7,000	7,000	6,994
06 Total travel expenses.....	475,000	468,600	502,521
09 Advertising and publication of notices (service).....	33,600	25,000	17,305
10 Furnishing of heat, light, power, and electricity (service).....	200	200	187
11 Rent of buildings and structures.....	15,500	10,000	14,297
Special and miscellaneous current expenses:			
1373 Laundry and towel service.....	1,500	1,500	1,008
1380 Repairs to motor vehicles.....	1,500	2,000	1,020
Miscellaneous.....	5,500	4,000	9,036
13 Total special and miscellaneous current expenses.....	8,500	7,500	11,064
30 Furniture, furnishings, and fixtures.....	600	1,500	1,470
Total.....	547,000	525,000	562,000

*Estimates of appropriations required for the service of the fiscal year ending June 30, 1928—Continued*

General object (title of appropriation), date of acts, references to Statutes at Large, or to Revised Statutes, and estimated amount required for each detailed object	Total amount to be appropriated under each head of appropriation	Amount appropriated for the fiscal year ending June 30, 1927
--	--	--

*General Expenses, Marine Corps—Continued.*

For repairs and improvements to barracks, quarters, and other public buildings at posts and stations; for the renting, leasing, and improvement of buildings in the District of Columbia with the approval of the Public Buildings Commission and at such other places as the public exigencies require, and the erection of temporary buildings upon the approval of the Secretary of the Navy at a total cost of not to exceed \$10,000 during the year (*act May 21, 1926, vol. 44, p. 612*)-----

\$400,000.00

	Estimated expenditures, 1928 appropriation	Estimated expenditures, 1927 appropriation	Expended and obligated, 1926
11 Rent of buildings and structures-----	\$40,000	\$40,000	\$39,829
12 Repairs and alterations-----	360,000	360,000	345,838
Total-----	400,000	400,000	385,667

For forage and stabling of public animals and the authorized number of officers' horses (*same act*)-----

40,000.00

04 Subsistence and care of animals: Expenditures—1928, \$40,000; 1927, \$40,000; 1926, \$41,047.

For miscellaneous supplies, material, equipment, personal and other services, and for other incidental expenses for the Marine Corps not otherwise provided for; purchase, repair, and exchange of typewriters and calculating machines; purchase and repair of furniture and fixtures; purchase and repair of motor-propelled and horse-drawn passenger-carrying and other vehicles; veterinary services and medicines for public animals and the authorized number of officers' horses; purchase of mounts and horse equipment for all officers below the grade of major required to be mounted; shoeing for public animals and the authorized number of officers' horses; books, newspapers, and periodicals; printing and binding; packing and crating of officers' allowance of baggage; funeral expenses of officers and enlisted men and accepted applicants for enlistment and retired officers on active duty and retired enlisted men of the Marine Corps, including the transportation of their bodies, arms, and wearing apparel from the place of demise to the homes of the deceased in the United States; construction, operation, and maintenance of laundries; and for all emergencies and extraordinary expenses, [**\$1,875,000**] **\$1,815,000**: *Provided*, That there may be expended out of this appropriation *not to exceed \$10,000* for the purchase of *four* motor-propelled passenger-carrying vehicles [*not more than \$20,600, as follows: Five vehicles to cost not more than \$1,500 each, ten vehicles to cost not more than \$500 each, and thirty motor cycles to cost not more than \$270 each;*] *subject to an equal number of such vehicles being exchanged in part payment, the net cost of any one vehicle not to be in excess of \$2,500*: *Provided further*, That the sum to be paid out of this appropriation under the direction of the Secretary of the Navy for clerical, drafting, inspection, watchman, interpreter, and messenger service in the classified field service of the Marine Corps, for the fiscal year ending June 30, [**1927**] **1928**, shall not exceed \$73,000 (*same act*)-----

1,815,000.00

	Estimated expenditures, 1928 appropriation	Estimated expenditures, 1927 appropriation	Expended and obligated, 1926
Field service:			
Total number of employees-----	341	345	340
01 Total salaries and wages, field service-----	\$569,463	\$545,400	\$545,340
Supplies and materials:			
0200 Stationery and office supplies-----	14,100	31,000	21,373
0205 Disinfectants and cleansers-----	17,315	18,000	18,139
0222 Books, newspapers, and magazines-----	4,750	5,000	4,960
0233 Lubricants-----	35,000	30,000	33,929
0284 Miscellaneous supplies (packing and crating)-----	6,000	10,000	6,015
02 Total supplies and materials-----	77,165	94,000	84,436
04 Subsistence and care of animals and storage and care of vehicles-----	2,000	2,500	1,190
Communication service:			
0500 Telegraph service-----	1,500	1,500	1,098
0510 Telephone service-----	15,000	20,000	17,131
05 Total communication service-----	16,500	21,500	18,229

## Estimates of appropriations required for the service of the fiscal year ending June 30, 1928—Continued

General object (title of appropriation), date of acts, references to Statutes at Large, or to Revised Statutes, and estimated amount required for each detailed object				Total amount to be appropriated under each head of appropriation	Amount appropriated for the fiscal year ending June 30, 1927
<b>General Expenses, Marine Corps—Continued.</b>					
	Estimated expenditures, 1928 appropriation	Estimated expenditures, 1927 appropriation	Expended and obligated, 1926		
Transportation of things (service):					
0700 Freight and express.....	\$280,000	\$265,000	\$280,561		
0720 Parcel-post delivery.....	3,000	7,000	3,292		
07 Total transportation of things (service).....	283,000	272,000	283,853		
08 Printing and binding.....	100	200	92		
09 Advertising and publication of notices (service).....	300	300	220		
10 Furnishing of water.....	60,000	50,000	60,150		
12 Repairs and alterations.....	80,000	60,000	80,817		
Special and miscellaneous current expenses:					
1340 Rewards for apprehension of stragglers and deserters.....	8,000	8,000	9,100		
1373 Laundry and towel service.....	20,000	22,000	20,051		
1380 Special and miscellaneous expenses not elsewhere classified.....	166,611	177,400	163,878		
13 Total special and miscellaneous current expenses.....	194,611	207,400	193,029		
22 Burial expenses.....	3,000	4,000	3,596		
Equipment (includes livestock):					
3000 Passenger-carrying vehicles—					
Purchase of spare parts for motor trucks.....	83,602	85,000	94,564		
Automobiles.....	21,030	40,000	35,221		
Motor cycles.....	4,500	5,000	6,032		
Bicycles.....	4,000	5,000	3,463		
Purchase, hire, upkeep of harness, wagons, drays and carts, and motor vehicles.....	17,500	25,000	56,318		
3010 Furnishings, furniture, and fixtures.....	156,520	229,400	121,735		
3015 Kitchen equipment.....	21,709	37,300	23,751		
3018 Purchase of bed linen.....	20,000	18,000	21,210		
3017 Office machines and devices.....	13,000	18,000	13,761		
3018 Furniture for offices.....	3,500	3,000	8,389		
3040 Purchase of mounts and horse equipment.....	3,500	5,000	1,189		
3054 Fire apparatus, extinguishers, hose carts, hose, etc.....	25,000	20,000	31,040		
3057 Purchase, installation, and maintenance of laundries.....	50,000	40,000	55,791		
3050 Purchase and repair of furnaces, stoves, and heating systems.....	55,000	60,000	86,382		
3059 Improving and upkeep of parade grounds, walks, etc.....	30,000	30,000	33,947		
30 Total equipment.....	508,861	602,700	592,793		
32 Nonstructural improvements.....	20,000	15,000	31,353		
Total.....	1,815,000	1,875,000	1,895,098		
Marine Corps Reserve: For clothing, subsistence, heat, light, transportation, and miscellaneous expenses ( <i>act May 21, 1926, vol. 44, p. 612</i> ).....				\$40,000.00	
	Estimated expenditures, 1928 appropriation	Estimated expenditures, 1927 appropriation	Expended and obligated, 1926		
Supplies and materials:					
0240 Wearing apparel and sewing supplies.....	\$12,000	\$12,000			
0260 Provisions (rations in kind).....	5,715	5,715			
02 Total supplies and materials.....	17,715	17,715			
Travel expenses:					
0601 Steam and electric railway fares, troops.....	18,200	18,200			
0630 Per diem in lieu of subsistence and support while in travel status.....	1,800	1,800			
06 Total travel expenses.....	20,000	20,000			
10 Furnishing of heat, light, power, water, and electricity (service).....	200	200			
13 Special and miscellaneous current expenses.....	2,085	2,085			
Total.....	40,000	40,000			
In all, [[\$8,090,000] \$7,939,000, to be accounted for as one fund.....				\$7,939,000.00	\$8,090,000.00
Total, Marine Corps.....				23,377,700.00	23,620,347.00

*Estimates of appropriations required for the service of the fiscal year ending June 30, 1928—Continued*

General object (title of appropriation), date of acts, references to Statutes at Large, or to Revised Statutes, and estimated amount required for each detailed object				Total amount to be appropriated under each head of appropriation	Amount appropriated for the fiscal year ending June 30, 1927
<b>Alterations to Naval Vessels—</b>					
Major alterations, naval vessels: Toward the installation of additional protection against submarine attack, the installation of anti-air-attack deck protection, and the conversion to oil burning of the United States ships New York, Utah, Texas, Florida, Arkansas, and Wyoming, and for the purchase, manufacture, and installation of new fire-control systems for the New York and Texas, all as authorized by the act entitled "An act to authorize alterations to certain naval vessels and to provide for the construction of additional vessels," approved December 18, 1924, and in addition the installation of improved appliances for launching and handling airplanes on the six battleships above named as authorized by the act approved May 27, 1926 <b>[\$7,500,000]</b> <b>\$2,210,000</b> , to be available until expended (act May 21, 1926, vol. 44, p. 612)-----				\$2, 210, 000. 00	\$7, 500, 000. 00
1292 Changes and alterations to vessels: Expenditures—1928, \$2,210,000; 1927, \$7,500,000; 1926, \$5,660,317.					
<b>Increase of the Navy: Construction and Machinery—</b>					
Construction and machinery: On account of hulls and outfits of vessels and machinery of vessels heretofore authorized, <b>[\$20,450,000]</b> <b>\$13,750,000</b> , to which shall be added the unexpended balances remaining on June 30, <b>[1926]</b> 1927, under allotments of appropriations heretofore made on account of "Increase of the Navy," for such purposes, and, in addition, the Secretary of the Treasury is authorized and directed to make transfers during the fiscal year <b>[1927]</b> 1928 from the naval supply account fund to this appropriation of sums aggregating <b>[\$5,000,000]</b> <b>\$4,000,000</b> , and the total sum hereby made available shall remain available until expended: <b>[Provided, That the Secretary of the Navy shall have prepared plans and estimates of cost of the remaining three fleet submarines heretofore authorized but not appropriated for, each to have the highest practicable speed and greatest desirable radius of action, such plans and estimates to be in readiness for submission to Congress on the first day of the next regular session, and the appropriations herein made on account of "Increase of the Navy" shall be available, in the discretion of the Secretary of the Navy, for the employment of such additional draftsmen and other technical employees as may be required for the preparation of such plans and estimates, in addition to the regular forces of the bureaus concerned elsewhere provided for in this act]</b> (act May 21, 1926, vol. 44, p. 612)-----				13, 750, 000. 00	20, 450, 000. 00
	Estimated expenditures, 1928 appropriation	Estimated expenditures, 1927 appropriation	Expended and obligated, 1926		
16 Miscellaneous operating charges-----			\$678, 592		
War equipment:					
30301 Purchase and construction of vessels-----	\$13, 750, 000	\$20, 450, 000	19, 525, 733		
30302 Equipage of naval vessels-----			655, 187		
30 Total war equipment-----	13, 750, 000	20, 450, 000	20, 180, 920		
Total-----	13, 750, 000	20, 450, 000	20, 859, 512		
<b>Increase of the Navy: Armor, Armament, and Ammunition—</b>					
Armor, armament, and ammunition: Toward the armor, armament, and ammunition for vessels heretofore authorized, to remain available until expended <b>[\$4,525,000]</b> , to which shall be added the unexpended balances remaining on June 30, 1926, under allotments of appropriations heretofore made on account of "Increase of the Navy" for such purposes: <b>Provided, That the cost of the armor, armament, and ammunition for each of the submarines V-5 and V-6 shall not exceed \$1,020,000, and for each of the light cruisers, numbered 24 to 28, both inclusive]</b> (act May 21, 1926, vol. 44, p. 618)-----				9, 500, 000. 00	4, 525, 000. 00
	Estimated expenditures, 1928 appropriation	Estimated expenditures, 1927 appropriation	Expended and obligated, 1926, estimated		
14 Maintenance and operation of shore stations-----	\$150, 000	\$150, 000	\$134, 006		
16 Miscellaneous operating charges-----	50, 000	100, 000	92, 771		
30 Equipage for naval vessels-----	50, 000	50, 000	31, 135		
34 Reserve stores on hand (equipage, ammunition, etc., for issue to ships)-----	9, 250, 000	4, 225, 000	12, 472, 560		
Total-----	9, 500, 000	4, 525, 000	12, 730, 472		

<sup>1</sup> Includes \$3,111,172, contracts carried over from 1925.

## Estimates of appropriations required for the service of the fiscal year ending June 30, 1928—Continued

General object (title of appropriation), date of acts, references to Statutes at Large, or to Revised Statutes, and estimated amount required for each detailed object	Total amount to be appropriated under each head of appropriation	Amount appropriated for the fiscal year ending June 30, 1927
<p><i>Increase of the Navy: Aviation—</i>  <b>[Aviation: Toward aircraft and aircraft accessories for aircraft carriers heretofore authorized] (act May 21, 1926, vol. 44, p. 613)</b>-----</p> <p>30 Purchase and construction of vessels (aircraft): Expenditures--1927, \$3,300,000; 1926, \$2,947,751.</p> <p>The appropriations made in this act for the purchase or manufacture of equipment or material or of a particular class of equipment or material shall be available for the purchase of letters patent, applications for letters patent, licenses under letters patent and applications for letters patent that pertain to such equipment or material for which the appropriations are made.</p> <p>No part of any appropriation made for the Navy shall be expended for any of the purposes herein provided for on account of the Navy Department in the District of Columbia, including personal services of civilians and of enlisted men of the Navy, except as herein expressly authorized: <i>Provided</i>, That there may be detailed to the Bureau of Navigation not to exceed at any one time twenty-four enlisted men of the Navy: <i>Provided further</i>, That enlisted men detailed to the naval dispensary and the radio communication service shall not be regarded as detailed to the Navy Department in the District of Columbia.</p> <p>No part of the appropriations made in this act shall be available for the salary or pay of any officer, manager, superintendent, foreman, or other person having charge of the work of any employee of the United States Government while making or causing to be made with a stop watch or other time-measuring device a time study of any job of any such employee between the starting and completion thereof, or of the movements of any such employee while engaged upon such work; nor shall any part of the appropriations made in this act be available to pay any premiums or bonus or cash reward to any employee in addition to his regular wages, except for suggestions resulting in improvements or economy in the operation of any Government plant; and that no part of the moneys herein appropriated for the Naval Establishment or herein made available therefor shall be used or expended under contracts hereafter made for the repair, purchase, or acquirement, by or from any private contractor, of any naval vessel, machinery, article, or articles that at the time of the proposed repair, purchase, or acquirement can be repaired, manufactured, or produced in each or any of the Government navy yards or arsenals of the United States, when time and facilities permit, and when, in the judgment of the Secretary of the Navy, such repair, purchase, acquirement, or production would not involve an appreciable increase in cost to the Government.</p>		<p>\$3, 300, 000. 00</p>
Total under Navy Department-----	\$313, 815, 500. 00	322, 061, 975. 00
SUMMARY		
Annual appropriations, Navy Department-----	311, 898, 650. 00	319, 917, 575. 00
Permanent and indefinite appropriations, Navy Department-----	1, 916, 850. 00	2, 144, 400. 00
Total appropriations under Navy Department-----	• 313, 815, 500. 00	• 322, 061, 975. 00

- Exclusive of amount to be made available by transfer from the naval supply account fund for 1928, \$4,000,000.
- Exclusive of amount made available by transfer from the naval supply account fund for 1927, \$5,000,000.



# ESTIMATES OF APPROPRIATIONS REQUIRED FOR THE SERVICE OF THE FISCAL YEAR ENDING JUNE 30, 1928

General object (title of appropriation), date of acts, references to Statutes at Large, or to Revised Statutes, and estimated amount required for each detailed object	Total amount to be appropriated under each head of appropriation	Amount appropriated for the fiscal year ending June 30, 1927
--	--	--

## CHAPTER IX.—POST OFFICE DEPARTMENT

### OUT OF THE POSTAL REVENUES

The following sums are appropriated in conformity with [the act of July 2, 1836] sections 407 and 4054 of the Revised Statutes for the Post Office Department for the fiscal year ending June 30, [1927] 1928, namely:

#### POST OFFICE DEPARTMENT, WASHINGTON, DISTRICT OF COLUMBIA

##### OFFICE OF THE POSTMASTER GENERAL

##### Salaries, Office of the Postmaster General—

Postmaster General, \$15,000; for personal services in the office of the Postmaster General in the District of Columbia in accordance with "the classification act of 1923," [\$187,840] \$192,010; in all, [\$202,840] \$207,010: *Provided*, That in expending appropriations or portions of appropriations contained in this act for the payment for personal services in the District of Columbia in accordance with "the classification act of 1923," the average of the salaries of the total number of persons under any grade in any bureau, office, or other appropriation unit shall not at any time exceed the average of the compensation rates specified for the grade by such act, and in grades in which only one position is allocated the salary of such position shall not exceed the average of the compensation rates for the grade except that in unusually meritorious cases of one position in a grade advances may be made to rates higher than the average of the compensation rates of the grade, but not more often than once in any fiscal year and then only to the next higher rate: *Provided*, That this restriction shall not apply (1) to grades 1, 2, 3, and 4 of the clerical-mechanical service, or (2) to require the reduction in salary of any person whose compensation was fixed as of July 1, 1924, in accordance with the rules of section 6 of such act, (3) to require the reduction in salary of any person who is transferred from one position to another position in the same or different grade in the same or a different bureau, office, or other appropriation unit, or (4) to prevent the payment of a salary under any grade at a rate higher than the maximum rate of the grade when such higher rate is permitted by "the classification act of 1923," and is specifically authorized by other law (*R. S. 388; acts July 28, 1916, vol. 39, p. 413, Mar. 2, 1926, vol. 44, pp. 154-155*)

\$207, 010. 00

\$202, 840. 00

	Estimated expenditures, 1928 appropriation	Estimated expenditures, 1927 appropriation	Expended and obligated, 1926
<b>Departmental service:</b>			
<b>Salaries—</b>			
Clerical, administrative, and fiscal service—			
Grade 14, \$7,500 and over—			
Postmaster General	Average— No. 1 Salary \$15,000	Average— No. 1 Salary \$15,000	Average— No. 1 Salary \$15,000
Grade 12, \$5,200 to \$6,000; average, \$5,600—			
Senior administrative officer (chief clerk)	1 5,400	1 5,200	1 5,200
Grade 11, \$3,900 to \$5,000; average, \$4,400—			
Administrative officers	2 4,000	2 3,900	1 3,800
Grade 10, \$3,300 to \$3,900; average, \$3,600—			
Junior administrative officer (assistant chief clerk)	1 3,400	1 3,300	1 3,375
Junior administrative officer (personnel officer)	1 3,400	1 3,300	1 3,300
Junior administrative officer			1 3,600
Grade 9, \$3,000 to \$3,600; average, \$3,300—			
Senior administrative assistant (personnel officer)			1 3,200
Grade 8, \$2,700 to \$3,300; average, \$3,000—			
Senior administrative assistant (disbursing clerk)	1 3,300	1 3,300	1 3,271
Senior administrative assistant (private secretary)	1 3,100	1 3,000	1 3,000
Senior administrative assistant (chairman board of inspection)	1 3,100	1 3,000	1 3,000
Grade 8, \$2,700 to \$3,300; average, \$3,000—			
Administrative assistant (assistant superintendent of buildings)	1 2,800	1 2,700	1 2,700
Administrative assistant (printing clerk)	1 2,800	1 2,700	1 2,700
Assistant traffic manager	1 2,800	1 2,700	1 2,700
Grade 7, \$2,400 to \$3,000; average, \$2,700—			
Junior administrative assistant (assistant chief clerk)	1 2,700	1 2,700	1 2,613
Junior administrative assistants (clerks in charge)	7 2,614	7 2,643	6 2,544

## Estimates of appropriations required for the service of the fiscal year ending June 30, 1928—Continued

General object (title of appropriation), date of acts, references to Statutes at Large, or to Revised Statutes, and estimated amount required for each detailed object

Total amount to be appropriated under each head of appropriation

Amount appropriated for the fiscal year ending June 30, 1927

## Salaries, Office of the Postmaster General—Continued.

	Estimated expenditures, 1928 appropriation		Estimated expenditures, 1927 appropriation		Expended and obligated, 1926	
Departmental service—Continued.	Average—		Average—		Average—	
Salaries—Continued.	No.	Salary	No.	Salary	No.	Salary
Grade 6, \$2,100 to \$2,700; average, \$2,400—	7	\$2,371	7	\$2,314	6½	\$2,293
Principal clerks (clerks in charge)	2	2,300	2	2,250	2	2,250
Principal clerk-stenographers (secretaries)	1	2,200	1	2,100	1½	2,100
Transportation-rate and traffic auditor						
Grade 5, \$1,800 to \$2,400; average, \$2,111—	7	2,137	7	2,126	6½	2,099
Senior clerks	1	1,920	1	1,800	2	1,830
Senior clerk-stenographer	2	1,990	2	1,930	1½	1,933
Senior transportation-rate and traffic clerks						
Grade 4, \$1,680 to \$2,040; average, \$1,860—	4	1,815	4	1,785	4½	1,807
Clerks	3	1,800	3	1,740	2½	1,742
Clerk-stenographers	1	1,740	1	1,680	½	1,755
Transportation-rate and traffic clerk						
Grade 3, \$1,500 to \$1,860; average, \$1,680—	6	1,690	6	1,690	7½	1,670
Assistant clerks	5	1,594	5	1,590	5½	1,576
Assistant clerk-stenographers	3	1,767	3	1,767	4	1,722
Senior operators, office devices					½	1,500
Junior transportation-rate and traffic clerk						
Grade 2, \$1,320 to \$1,680; average, \$1,500—	4	1,470	4	1,440	3½	1,432
Junior clerks	1	1,380	1	1,320	1½	1,320
Junior clerk-stenographer	2	1,470	2	1,470	2	1,470
Junior operators, office devices						
Grade 1, \$1,140 to \$1,500; average, \$1,320—	3	1,280	3	1,240	3½	1,283
Underclerks	4	1,305	4	1,290	4	1,279
Underoperators, office devices						
Subprofessional service—						
Grade 5, \$1,680 to \$2,040; average, \$1,860—	3	1,820	3	1,760	3	1,760
Head nurses						
Custodial service—						
Grade 6, \$1,500 to \$1,860; average, \$1,680—	1	1,680	1	1,680	1	1,680
Mechanic						
Grade 4, \$1,140 to \$1,500; average, \$1,320—	1	1,380	1	1,380	1	1,353
Head messenger	3	1,280	3	1,260	2½	1,280
Undermechanics						
Grade 3, \$1,020 to \$1,260; average, \$1,140—	4	1,140	4	1,140	3½	1,134
Messengers	7	1,091	7	1,054	7½	1,064
Minor mechanics						
Grade 2, \$900 to \$1,140; average, \$1,020—	7	1,003	7	986	7½	983
Junior laborers						
Total number of employees	102		102		106½	
Total salaries, departmental service		207,010		202,840		208,688
The difference between 1928 and 1927 is due to increase in salaries, \$4,170.						

## Salaries, Post Office Department Buildings—

For personal services in the District of Columbia in accordance with "the classification act of 1923," for the care, maintenance, and protection of the main Post Office Department Building, the Washington City Post Office Building, and the mail equipment shops building (acts Apr. 4, 1924, vol. 43, p. 84; Mar. 2, 1926, vol. 44, p. 155)

\$233,042.00

\$225,632.00

	Estimated expenditures, 1928 appropriation		Estimated expenditures, 1927 appropriation		Expended and obligated, 1926	
Departmental service:	Average—		Average—		Average—	
Salaries—	No.	Salary	No.	Salary	No.	Salary
Custodial service—						
Grade 9, \$2,100 to \$2,700; average, \$2,400—	1	\$2,300	1	\$2,300	1	\$2,246
Assistant mechanical superintendent						
Grade 8, \$1,980 to \$2,400; average, \$2,111—	2	2,050	2	2,010	2½	1,981
Principal mechanics						
Grade 7, \$1,680 to \$2,040; average, \$1,860—	2	1,800	2	1,740	2	1,735
Senior mechanics						
Grade 6, \$1,500 to \$1,860; average, \$1,680—	31	1,589	31	1,521	30½	1,526
Mechanics	1	1,620	1	1,560	1	1,560
Head guard						
Grade 5, \$1,320 to \$1,680; average, \$1,500—	4	1,380	4	1,320	4	1,320
Junior mechanics						
Foremen of laborers	2	1,470	2	1,410	2	1,393
Grade 4, \$1,140 to \$1,500; average, \$1,320—	23	1,207	23	1,145	24½	1,143
Undermechanics	8	1,223	8	1,163	7	1,165
Senior guards	2	1,200	2	1,140	2	1,140
Assistant foremen of laborers						
Grade 3, \$1,020 to \$1,260; average, \$1,140—	1	1,080	1	1,020	1½	1,073
Minor mechanic	30	1,084	30	1,024	27½	1,024
Guards	2	1,060	2	1,020	2	1,020
Senior laborers						
Grade 2, \$900 to \$1,140; average, \$1,020—	17	1,009	17	999	17½	1,000
Subordinate mechanics	43	1,008	43	998	43½	995
Junior laborers						
Junior laborers (part-time charwomen, at 40 cents per hour)	75	367	75	367	73	367
Total number of employees	244		244		241½	
Total salaries, departmental service		233,042		225,632		225,470
The difference between 1928 and 1927 is due to increase in salaries, \$7,410.						

*Estimates of appropriations required for the service of the fiscal year ending June 30, 1928—Continued*

General object (title of appropriation), date of acts, references to Statutes at Large, or to Revised Statutes, and estimated amount required for each detailed object	Total amount to be appropriated under each head of appropriation	Amount appropriated for the fiscal year ending June 30, 1927		
<div>SALARIES IN BUREAUS AND OFFICES</div> <div>For personal services in the District of Columbia, in accordance with "the classification act of 1923," in bureaus and offices of the Post Office Department in not to exceed the following amounts, respectively: <i>Salaries, Office of the First Assistant Postmaster General—</i> <i>Office of the First Assistant Postmaster General (R. S. 389; act Mar. 2, 1926, vol. 44, p. 155)</i></div>			\$416, 590. 00	\$406, 320. 00

*Estimates of appropriations required for the service of the fiscal year ending June 30, 1928—Continued*

General object (title of appropriation), date of acts, references to Statutes at Large, or to Revised Statutes, and estimated amount required for each detailed object				Total amount to be appropriated under each head of appropriation		Amount appropriated for the fiscal year ending June 30, 1927	
<b>Salaries, Office of the Second Assistant Postmaster General—</b> Office of the Second Assistant Postmaster General ( <i>R. S. 389; act Mar. 2, 1926, vol. 44, p. 155</i> )				\$289, 330. 00		\$284, 920. 00	

**Salaries, Office of the Third Assistant Postmaster General—**  
Office of the Third Assistant Postmaster General (*R. S., 389; act Mar. 2, 1926, vol. 44, p. 155*)

\$694, 670. 00

\$678, 260. 00

	Estimated expenditures, 1928 appropriation		Estimated expenditures, 1927 appropriation		Expended and obligated, 1926	
Departmental service:						
Salaries—						
Clerical, administrative, and fiscal service—						
Grade 14, \$7,500 and over—						
Special executive officer (Third Assistant Postmaster General)	No. 1	Average—Salary \$7,500	No. 1	Average—Salary \$7,500	No. 1	Average—Salary \$7,500
Grade 12, \$5,200 to \$6,000; average, \$5,600—						
Senior administrative officer (Deputy Third Assistant and chief clerk)	1	5,400	1	5,200	1	5,200
Senior administrative officer (director, division of postal savings)	1	5,400	1	5,200	1	5,200
Grade 11, \$3,800 to \$5,000; average, \$4,400—						
Administrative officers (division superintendents)	4	4,350	4	4,300	3½	4,136
Grade 10, \$3,300 to \$3,900; average, \$3,600—						
Junior administrative officer (division superintendent)					1	3,600
Grade 9, \$3,000 to \$3,600; average, \$3,300—						
Senior administrative assistant (assistant deputy Third Assistant and chief clerk)	1	3,100	1	3,000	1	3,000

## Estimates of appropriations required for the service of the fiscal year ending June 30, 1928—Continued

General object (title of appropriation), date of acts, references to Statutes at Large, or to Revised Statutes, and estimated amount required for each detailed object

Total amount to be appropriated under each head of appropriation

Amount appropriated for the fiscal year ending June 30, 1927

## Salaries, Office of the Third Assistant Postmaster General—Continued.

	Estimated expenditures, 1928 appropriation		Estimated expenditures, 1927 appropriation		Expended and obligated, 1926	
Departmental service—Continued.						
Salaries—Continued.						
Clerical, administrative, and fiscal service—Contd.						
Grade 9, \$3,000 to \$3,600; average, \$3,300—Contd.						
Senior administrative assistant (assistant director, division of postal savings)	No.	Average—Salary	No.	Average—Salary	No.	Average—Salary
Senior administrative assistant (division superintendent)	1	\$3,100	1	\$3,000	1	\$3,000
Grade 8, \$2,700 to \$3,300; average, \$3,000—						
Administrative assistant (chief clerk)	1	2,900	1	2,900	1	2,817
Administrative assistants (chiefs of section)	5	2,900	5	2,820	4½	2,717
Grade 7, \$2,400 to \$3,000; average, \$2,700—						
Junior administrative assistants (chiefs of section)	15	2,607	15	2,527	14½	2,497
Junior administrative assistant (clerk in charge)	1	2,600	1	2,600	1	2,546
Junior administrative assistant (secretary)	1	2,600	1	2,600	1	2,521
Grade 6, \$2,100 to \$2,700; average, \$2,400—						
Principal clerks (chiefs of section)	9	2,344	9	2,278	8½	2,204
Principal translator	1	2,300	1	2,300	1	2,217
Principal clerks (clerks in charge)	17	2,253	17	2,153	16	2,155
Grade 5, \$1,800 to \$2,400; average, \$2,111—						
Senior clerks	61	2,023	61	1,957	61½	1,961
Head stenographer	1	1,920	1	1,800	1½	1,920
Senior clerk-stenographers	4	2,020	4	1,940	4½	1,924
Grade 4, \$1,680 to \$2,040; average, \$1,860—						
Clerks	71	1,809	71	1,772	68½	1,776
Clerk-stenographers	2	1,830	2	1,770	2½	1,803
Grade 3, \$1,500 to \$1,860; average, \$1,680—						
Assistant clerks	55	1,631	55	1,599	50	1,616
Senior stenographers	10	1,656	10	1,620	11½	1,618
Assistant clerk-stenographers	10	1,626	10	1,578	13½	1,594
Senior operator, office devices					1½	1,530
Grade 2, \$1,320 to \$1,680; average, \$1,500—						
Junior clerks	28	1,464	28	1,424	24½	1,445
Senior typists	23	1,471	23	1,450	22½	1,449
Junior stenographers	9	1,380	9	1,320	8	1,335
Junior clerk-typists	3	1,580	3	1,580	2½	1,582
Junior clerk-stenographers	2	1,470	2	1,440	2	1,424
Grade 1, \$1,140 to \$1,500; average, \$1,320—						
Under clerks	17	1,338	17	1,338	18	1,328
Junior typist	1	1,200	1	1,200	6½	1,300
Custodial service—						
Grade 3, \$1,020 to \$1,260; average, \$1,140—						
Messengers	13	1,135	13	1,131	12½	1,138
Senior laborers	2	1,140	2	1,140	2	1,140
Grade 2, \$900 to \$1,140; average, \$1,020—						
Junior laborers	2	1,020	2	1,020	3½	1,020
Total number of employees	374		374		373½	
Total salaries, departmental service		694,670		678,260		674,550
The difference between 1928 and 1927 is due to increase in salaries, \$16,410.						

Salaries, Office of the Fourth Assistant Postmaster General—  
Office of the Fourth Assistant Postmaster General (acts Mar. 3, 1891, vol. 26, p. 944; Mar. 2, 1926, vol. 44, p. 155)

\$392,250.00

\$374,860.00

	Estimated expenditures, 1928 appropriation		Estimated expenditures, 1927 appropriation		Expended and obligated, 1926	
Departmental service.						
Salaries—						
Clerical, administrative, and fiscal service—						
Grade 14, \$7,500 and over—						
Special executive officer (Fourth Assistant Postmaster General)	No.	Average—Salary	No.	Average—Salary	No.	Average—Salary
Grade 12, \$5,200 to \$6,000; average, \$5,600—						
Senior administrative officer (Deputy Fourth Assistant and chief clerk)	1	5,400	1	5,200	1	5,200
Grade 11, \$3,800 to \$5,000; average, \$4,400—						
Administrative officers (division superintendents)	2	4,100	2	3,900	2	3,875
Grade 9, \$3,000 to \$3,600; average, \$3,300—						
Senior administrative assistant (assistant division superintendents)	3	3,100	3	3,000	3	3,000
Senior administrative assistant (Assistant Deputy Fourth Assistant and chief clerk)	1	3,100	1	3,000	1	3,000
Grade 7, \$2,400 to \$3,000; average, \$2,700—						
Junior administrative assistants (chiefs of section)	4	2,550	4	2,450	3½	2,463
Junior administrative assistant (secretary)	1	2,500	1	2,400	1½	2,400
Grade 6, \$2,100 to \$2,700; average, \$2,400—						
Principal clerks (chiefs of section)	10	2,350	10	2,300	10½	2,284
Grade 5, \$1,860 to \$2,400; average, \$2,111—						
Senior clerks	37	2,049	35	2,014	34½	2,001
Senior clerk-stenographers	2	2,050	2	2,050	2	2,034
Grade 4, \$1,680 to \$2,040; average, \$1,860—						
Clerks	31	1,846	31	1,833	30½	1,828
Grade 3, \$1,500 to \$1,860; average, \$1,680—						
Assistant clerks	28	1,632	28	1,635	26½	1,636
Senior stenographers	5	1,656	5	1,608	5½	1,598
Assistant clerk-stenographers	2	1,620	2	1,560	1½	1,567

## Estimates of appropriations required for the service of the fiscal year ending June 30, 1928—Continued

General object (title of appropriation), date of acts, references to Statutes at Large, or to Revised Statutes, and estimated amount required for each detailed object	Total amount to be appropriated under each head of appropriation	Amount appropriated for the fiscal year ending June 30, 1927
--	--	--

## Salaries, Office of the Fourth Assistant Postmaster General—Continued.

	Estimated expenditures, 1928 appropriation	Estimated expenditures, 1927 appropriation	Expended and obligated, 1926
<b>Departmental service—Continued.</b>			
<b>Salaries—Continued.</b>			
<b>Clerical, administrative, and fiscal service—Contd.</b>			
Grade 2, \$1,320 to \$1,680; average, \$1,500—			
Junior clerks.....	No. 10 Salary \$1,482	No. 7 Salary \$1,551	No. 7 <sup>1</sup> / <sub>2</sub> Salary \$1,557
Senior typists.....	17 1,417	17 1,415	16 <sup>1</sup> / <sub>2</sub> 1,433
Junior stenographers.....	2 1,140	2 1,389	1 <sup>1</sup> / <sub>2</sub> 1,371
Junior clerk-typists.....	5 1,500	5 1,500	5 <sup>1</sup> / <sub>2</sub> 1,529
Junior clerk-stenographer.....	1 1,380	1 1,320	2 1,338
Junior operators, office devices.....	2 1,440	2 1,440	2 1,415
Grade 1, \$1,140 to \$1,500; average, \$1,320—			
Underclerks.....	7 1,320	7 1,320	6 <sup>1</sup> / <sub>2</sub> 1,305
Junior typists.....	7 1,217	7 1,140	8 <sup>1</sup> / <sub>2</sub> 1,140
Underoperator, office devices.....	1 1,260	1 1,200	1 1,175
<b>Professional and scientific service—</b>			
Grade 5, \$5,200 to \$6,000; average, \$5,600—			
Senior engineer.....			1 <sup>1</sup> / <sub>2</sub> 5,280
Grade 4, \$3,800 to \$5,000; average, \$4,400—			
Engineer (topographer).....	1 4,000	1 3,800	1 3,800
Grade 3, \$3,000 to \$3,600; average, \$3,300—			
Associate engineers.....	3 3,100	3 3,000	3 3,000
Grade 2, \$2,400 to \$3,000; average, \$2,700—			
Assistant engineer.....	1 2,600	1 2,600	1 2,558
<b>Subprofessional service—</b>			
Grade 8, \$2,400 to \$3,000; average, \$2,700—			
Chief engineering draftsman.....	2 2,550	2 2,450	1 <sup>1</sup> / <sub>2</sub> 2,445
Grade 7, \$2,100 to \$2,700; average, \$2,400—			
Principal engineering draftsman.....	1 2,240	1 2,100	1 2,100
Grade 6, \$1,500 to \$2,400; average, \$2,111—			
Senior engineering draftsman.....	6 1,983	5 1,908	6 1,923
Grade 5, \$1,680 to \$2,040; average, \$1,860—			
Engineering draftsman.....	2 1,800	2 1,740	2 1,715
<b>Custodial service—</b>			
Grade 4, \$1,140 to \$1,500; average, \$1,320—			
Head messengers.....	2 1,290	2 1,290	1 <sup>1</sup> / <sub>2</sub> 1,285
Grade 3, \$1,020 to \$1,260; average, \$1,140—			
Messengers.....	3 1,180	3 1,180	4 <sup>1</sup> / <sub>2</sub> 1,160
Senior laborers.....	8 1,095	8 1,073	8 <sup>1</sup> / <sub>2</sub> 1,050
Grade 2, \$900 to \$1,140; average, \$1,020—			
Junior laborer.....	1 960	1 900	1 <sup>1</sup> / <sub>2</sub> 945
<b>Total number of employees.....</b>	<b>210</b>	<b>204</b>	<b>202<sup>1</sup>/<sub>2</sub></b>
<b>Total salaries, departmental service.....</b>	<b>392,250</b>	<b>374,860</b>	<b>375,116</b>
<b>The difference between 1928 and 1927 is due to—</b>			
Increase in salaries.....	\$7,550		
Increase in force.....	9,540		
<b>Total increase.....</b>	<b>17,390</b>		

## Salaries, Office of the Solicitor for the Post Office Department—

Office of the Solicitor for the Post Office Department (acts June 8, 1872, vol. 17, p. 284; July 16, 1914, vol. 38, p. 497; Mar. 2, 1926, vol. 44, p. 155)-----

\$59,660.00

\$57,760.00

	Estimated expenditures, 1928 appropriation	Estimated expenditures, 1927 appropriation	Expended and obligated, 1926
<b>Departmental service:</b>			
<b>Salaries—</b>			
<b>Professional and scientific service—</b>			
Grade 6, \$6,000 to \$7,500; average, \$6,750—			
Chief attorney (solicitor).....	No. 1 Salary \$6,500	No. 1 Salary \$6,000	No. 1 Salary \$6,000
Grade 5, \$5,200 to \$6,000; average, \$5,600—			
Senior attorney (assistant solicitor).....	1 5,400	1 5,200	1 5,200
Grade 4, \$3,800 to \$5,000; average, \$4,400—			
Attorney.....	2 4,100	2 3,900	1 <sup>1</sup> / <sub>2</sub> 3,900
Grade 3, \$3,000 to \$3,600; average, \$3,300—			
Associate attorneys.....	4 3,100	4 3,000	4 3,008
Grade 2, \$2,400 to \$3,000; average, \$2,700—			
Assistant attorney.....	1 2,600	1 2,500	1 <sup>1</sup> / <sub>2</sub> 2,528
Grade 1, \$1,860 to \$2,400; average, \$2,111—			
Junior attorneys.....	2 1,950	2 1,890	1 <sup>1</sup> / <sub>2</sub> 1,860
<b>Clerical, administrative, and fiscal service—</b>			
Grade 6, \$2,100 to \$2,700; average, \$2,400—			
Chief stenographer.....	1 2,300	1 2,300	1 2,192
Grade 5, \$1,860 to \$2,400; average, \$2,111—			
Senior clerk.....	1 2,200	1 2,200	1 2,100
Senior clerk-stenographers.....	2 2,010	2 2,010	1 2,007
Grade 4, \$1,680 to \$2,040; average, \$1,860—			
Clerk.....	1 1,980	1 1,980	1 <sup>1</sup> / <sub>2</sub> 1,900
Clerk-stenographers.....	2 1,920	2 1,920	3 <sup>1</sup> / <sub>2</sub> 1,829
Grade 3, \$1,500 to \$1,860; average, \$1,680—			
Assistant clerk-stenographer.....	1 1,560	1 1,500	1 <sup>1</sup> / <sub>2</sub> 1,560
Grade 2, \$1,320 to \$1,680; average, \$1,500—			
Junior stenographers.....	2 <sup>1</sup> / <sub>2</sub> 1,399	2 <sup>1</sup> / <sub>2</sub> 1,349	1 <sup>1</sup> / <sub>2</sub> 1,353
Grade 1, \$1,140 to \$1,500; average, \$1,320—			
Underclerk.....	1 1,380	1 1,380	1 1,320
<b>Total number of employees.....</b>	<b>22<sup>1</sup>/<sub>2</sub></b>	<b>22<sup>1</sup>/<sub>2</sub></b>	<b>21<sup>1</sup>/<sub>2</sub></b>
<b>Total salaries, departmental service.....</b>	<b>59,660</b>	<b>57,760</b>	<b>56,272</b>
<b>The difference between 1928 and 1927 is due to increase in salaries, \$1,900.</b>			

*Estimates of appropriations required for the service of the fiscal year ending June 30, 1928—Continued*

General object (title of appropriation), date of acts, references to Statutes at Large, or to Revised Statutes, and estimated amount required for each detailed object

Total amount to be appropriated under each head of appropriation

Amount appropriated for the fiscal year ending June 30, 1927

*Salaries, Office of the Chief Inspector—**Office of the chief inspector (acts July 31, 1886, vol. 24, p. 205; Mar. 2, 1926, vol. 44, p. 155)*

\$159,520.00

\$148,680.00

	Estimated expenditures, 1928 appropriation		Estimated expenditures, 1927 appropriation		Expended and obligated, 1926	
	Average—		Average—		Average—	
	No.	Salary	No.	Salary	No.	Salary
Departmental service:						
Salaries—						
Clerical, administrative, and fiscal service—						
Grade 13, \$6,000 to \$7,500; average, \$6,750—						
Executive officer (chief inspector).....	1	\$6,500	1	\$6,000	1	\$5,200
Grade 12, \$5,200 to \$6,000; average, \$5,600—						
Senior administrative officer (chief inspector)						
Senior administrative officer (assistant chief inspector).....	1	5,200				
Grade 9, \$3,000 to \$3,600; average, \$3,300—						
Senior administrative assistant (chief clerk).....	1	3,100	1	3,000	1	3,000
Grade 7, \$2,400 to \$3,000; average, \$2,700—						
Junior administrative assistants (chiefs of section).....	6	2,600	6	2,533	6	2,465
Junior administrative assistant (secretary and confidential clerk).....	1	2,600	1	2,500	1	2,454
Grade 6, \$2,100 to \$2,700; average, \$2,400—						
Principal clerk (clerk in charge).....	1	2,300	1	2,300	1	2,254
Principal translator.....	1	2,300	1	2,200	1	2,154
Grade 5, \$1,860 to \$2,400; average, \$2,111—						
Senior clerks.....	9	2,016	9	1,949	7	1,963
Grade 4, \$1,680 to \$2,040; average, \$1,860—						
Clerks.....	14	1,770	14	1,706	11 $\frac{1}{2}$	1,738
Clerk-stenographer.....	1	1,800	1	1,800	1	1,773
Grade 3, \$1,500 to \$1,860; average, \$1,680—						
Assistant clerks.....	16	1,591	16	1,526	14 $\frac{1}{2}$	1,542
Senior stenographers.....	2	1,650	2	1,620	2	1,607
Assistant clerk-stenographers.....	2	1,560	2	1,500	1 $\frac{1}{2}$	1,500
Grade 2, \$1,320 to \$1,680; average, \$1,500—						
Junior clerks.....	13	1,415	13	1,351	13 $\frac{1}{2}$	1,396
Junior stenographers.....	6	1,400	6	1,330	6 $\frac{1}{2}$	1,332
Junior clerk-typists.....	3 $\frac{1}{2}$	1,406	3 $\frac{1}{2}$	1,354	3	1,360
Junior clerk-stenographers.....	2	1,380	2	1,320	$\frac{1}{2}$	1,320
Grade 1, \$1,140 to \$1,500; average, \$1,320—						
Underclerks.....	2	1,230	2	1,170	2 $\frac{1}{2}$	1,235
Underclerk-typists.....	2	1,290	2	1,260	1 $\frac{1}{2}$	1,300
Custodial service—						
Grade 3, \$1,020 to \$1,260; average, \$1,140—						
Messengers.....	3	1,140	3	1,140	3	1,127
Subprofessional service—						
Grade 7, \$2,100 to \$2,700; average, \$2,400—						
Principal engineering draftsman.....	1	2,400	1	2,400	1	2,400
Total number of employees.....	88 $\frac{1}{2}$		87 $\frac{1}{2}$		79	
Total salaries, departmental service.....		159,520		148,680		134,678
The difference between 1928 and 1927 is due to—						
Increase in salaries.....		\$5,640				
Increase in force.....		5,200				
Total increase.....		10,840				

*Salaries, Office of the Purchasing Agent—**Office of the purchasing agent (acts Apr. 28, 1904, vol. 33, p. 440; Mar. 2, 1926, vol. 44, p. 155)*

34,170.00

33,300.00

	Estimated expenditures, 1928 appropriation		Estimated expenditures, 1927 appropriation		Expended and obligated, 1926	
	Average—		Average—		Average—	
	No.	Salary	No.	Salary	No.	Salary
Departmental service:						
Salaries—						
Clerical, administrative, and fiscal service—						
Grade 12, \$5,200 to \$6,000; average, \$5,600—						
Senior administrative officer (purchasing agent).....	1	\$5,400	1	\$5,200	1	\$5,200
Grade 9, \$3,000 to \$3,600; average, \$3,300—						
Senior administrative assistant (chief clerk).....	1	3,100	1	3,000	1	3,000
Grade 7, \$2,400 to \$3,000; average, \$2,700—						
Junior administrative assistant (chief of section).....					$\frac{1}{2}$	2,400
Grade 5, \$1,860 to \$2,400; average, \$2,111—						
Senior clerks.....	3	2,100	3	2,067	2 $\frac{1}{2}$	2,044
Senior clerk-stenographer.....	1	2,100	1	2,100	1	1,932
Grade 4, \$1,680 to \$2,040; average, \$1,860—						
Clerks.....	3	1,820	3	1,800	2 $\frac{1}{2}$	1,866
Grade 3, \$1,500 to \$1,860; average, \$1,680—						
Assistant clerks.....					1 $\frac{1}{2}$	1,740
Assistant clerk-stenographer.....	1	1,560	1	1,500	1	1,524
Grade 2, \$1,320 to \$1,680; average, \$1,500—						
Junior stenographers.....	3	1,397	3	1,320	1	1,320
Junior clerk-typist.....	$\frac{1}{2}$	1,320	$\frac{1}{2}$	1,320	$\frac{1}{2}$	1,560
Junior clerk-stenographer.....	1	1,500	1	1,440	1 $\frac{1}{2}$	1,407
Grade 1, \$1,140 to \$1,500; average, \$1,320—						
Underclerk.....	1	1,380	1	1,380	1 $\frac{1}{2}$	1,346
Junior typist.....	1	1,200	1	1,140	$\frac{1}{2}$	1,140
Custodial service—						
Grade 3, \$1,020 to \$1,260; average, \$1,140—						
Messenger.....	1	1,080	1	1,080	1 $\frac{1}{2}$	1,080
Total number of employees.....	17 $\frac{1}{2}$		17 $\frac{1}{2}$		16 $\frac{1}{2}$	
Total salaries, departmental service.....		34,170		33,300		32,586
The difference between 1928 and 1927 is due to increase in salaries, \$870.						

*Estimates of appropriations required for the service of the fiscal year ending June 30, 1928—Continued*

General object (title of appropriation), date of acts, references to Statutes at Large, or to Revised Statutes, and estimated amount required for each detailed object				Total amount to be appropriated under each head of appropriation		Amount appropriated for the fiscal year ending June 30, 1927	
Salaries, Bureau of Accounts— Bureau of Accounts (acts June 10, 1921, vol. 42, p. 24; Mar. 2, 1926, vol. 44, p. 156)				\$39,350.00		\$38,280.00	
				Estimated expenditures, 1928 appropriation	Estimated expenditures, 1927 appropriation	Expended and obligated, 1926	
Departmental service:							
Salaries—							
Clerical, administrative, and fiscal service—							
Grade 12, \$5,200 to \$6,000; average, \$5,600—				Average— No. Salary	Average— No. Salary	Average— No. Salary	
Senior administrative officer (comptroller).....				1 \$5,400	1 \$5,200	1 \$5,200	
Grade 9, \$3,000 to \$3,600; average \$3,300—							
Senior administrative assistant (assistant and chief clerk).....				1 3,200	1 3,100	1 3,021	
Accountant and auditor (expert accountant).....				1 3,200	1 3,200	1 3,121	
Grade 6, \$2,100 to \$2,700; average \$2,400—							
Principal clerk (principal bookkeeper).....				1 2,500	1 2,500	1 2,421	
Principal clerks (statistical clerks).....				2 2,350	2 2,300	2 2,300	
Grade 5, \$1,800 to \$2,400; average \$2,111—							
Senior clerk.....				1 2,100	1 2,100	1 2,100	
Grade 4, \$1,680 to \$2,040; average \$1,860—							
Clerk.....				1 1,860	1 1,860	1 1,860	
Grade 2, \$1,320 to \$1,680; average \$1,500—							
Junior clerks.....				7 1,417	7 1,357	6 1,356	
Junior clerk-stenographer.....				1 1,380	1 1,320	1 1,365	
Grade 1, \$1,140 to \$1,500; average \$1,320—							
Underclerks.....				2 1,230	2 1,170	2 1,146	
Underclerk-typist.....				1 1,200	1 1,140	1 1,140	
Custodial service—							
Grade 2, \$900 to \$1,140; average \$1,020—							
Junior laborer.....				1 1,080	1 1,080	1 1,080	
Total number of employees.....				20 1/2	20 1/2	19 1/2	
Total salaries, departmental service.....				39,350	38,280	37,528	
The difference between 1928 and 1927 is due to increase in salaries, \$1,070.							
CONTINGENT EXPENSES, POST OFFICE DEPARTMENT							
Contingent Expenses, Post Office Department: Stationery— For stationery and blank books, index and guide cards, folders, and binding devices, including purchase of free penalty envelopes (act Mar. 2, 1926, vol. 44, p. 155)							
				Estimated expenditures, 1928 appropriation	Estimated expenditures, 1927 appropriation	Expended and obligated, 1926	
02 Supplies and materials.....				\$24,900.00	\$24,900.00	\$24,060.62	
12 Repairs and alterations.....				25.00	25.00	14.83	
30 Equipment.....				75.00	75.00	64.59	
Total.....				25,000.00	25,000.00	24,140.04	
Contingent Expenses, Post Office Department: Fuel, Repairs, etc.— For fuel and repairs to heating, lighting, ice, and power plant, including repairs to elevators, purchase and exchange of tools and electrical supplies, and removal of ashes (act Mar. 2, 1926, vol. 44, p. 155)							
				Estimated expenditures, 1928 appropriation	Estimated expenditures, 1927 appropriation	Expended and obligated, 1926	
Supplies and materials:							
0230 Fuel.....				\$30,420.00	\$30,420.00	\$30,421.05	
0260 Sundry supplies.....				9,930.00	9,930.00	9,937.98	
Total supplies and materials.....				40,350.00	40,350.00	40,359.03	
06 Travel expenses.....				7.00	7.00	7.42	
12 Repairs and alterations.....				9,600.00	9,600.00	10,059.04	
13 Special and miscellaneous current expenses.....				2,043.00	2,043.00	2,042.93	
30 Equipment.....				1,000.00	1,000.00	1,115.02	
Total.....				53,000.00	53,000.00	53,583.44	
Contingent Expenses, Post Office Department: Telegraphing— For telegraphing (act Mar. 2, 1926, vol. 44, p. 155)							
				6,500.00		6,500.00	
05 Communication service: Expenditures—1928, \$6,500; 1927, \$6,500; 1926, \$6,650.23.							



*Estimates of appropriations required for the service of the fiscal year ending June 30, 1928—Continued*

General object (title of appropriation), date of acts, references to Statutes at Large, or to Revised Statutes, and estimated amount required for each detailed object

Total amount to be appropriated under each head of appropriation

Amount appropriated for the fiscal year ending June 30, 1927

*Contingent Expenses, Post Office Department: Miscellaneous Items—*

For miscellaneous items, including purchase, exchange, maintenance, and repair of typewriters, adding machines, and other labor-saving devices; not to exceed \$3,000 for purchase, exchange, hire, and maintenance of motor trucks and motor-driven passenger-carrying vehicles; street-car fares not exceeding \$540; plumbing; repairs to department buildings; floor coverings; postage stamps for correspondence addressed abroad which is not exempt under article 43 of the Stockholm convention of the Universal Postal Union, [\$52,000] \$54,000, of which sum not exceeding \$14,500 may be expended for telephone service, and not exceeding \$1,800 may be expended for purchase and exchange of law books, books of reference, railway guides, city directories, and books necessary to conduct the business of the department, and not exceeding \$2,000 may be expended for expenses, except membership fees, of attendance at meetings or conventions concerned with postal affairs, when incurred on the written authority of the Postmaster General, and not exceeding [\$500] \$800 may be expended for [actual and necessary] expenses of the purchasing agent and of the Solicitor and attorneys connected with his office while traveling on business of the department (*R. S. 398; act Mar. 2, 1926, vol. 44, p. 155*)

\$54,000.00

\$52,000.00

	Estimated expenditures, 1928 appropriation	Estimated expenditures, 1927 appropriation	Expended and obligated, 1926
Supplies and materials:			
0200 Stationery and office supplies.....	\$5,400.00	\$5,400.00	\$5,444.32
0210 Medical and hospital supplies.....	83.00	83.00	87.65
0220 Scientific and educational supplies.....	1,900.00	1,900.00	1,943.53
0230 Fuel.....	600.00	690.00	696.04
0240 Wearing apparel and sewing supplies.....	7.00	7.00	7.60
0280 Sundry supplies.....	3,050.00	3,050.00	3,074.69
0290 Materials.....	5,400.00	5,400.00	5,401.51
02 Total supplies and materials.....	16,530.00	16,530.00	16,655.34
Communication service:			
0510 Telephone service.....	11,600.00	11,600.00	11,598.60
0520 Other communication service.....	120.00	120.00	121.25
05 Total communication service.....	11,720.00	11,720.00	11,719.85
06 Travel expenses.....	3,340.00	1,340.00	679.75
08 Printing, engraving, lithographing, binding, photographing, and typewriting (service).....	15.00	15.00	17.50
10 Furnishing of heat, light, power, water, electricity (service).....	275.00	275.00	275.56
12 Repairs and alterations.....	6,000.00	6,000.00	6,332.63
13 Special and miscellaneous current expenses.....	640.00	640.00	642.16
Equipment:			
3010 Furniture, furnishings and fixtures.....	13,480.00	13,480.00	13,964.82
3020 Educational, scientific, and recreational equipment.....	100.00	100.00	105.97
3050 Other equipment.....	1,900.00	1,900.00	1,983.99
30 Total equipment.....	15,480.00	15,480.00	16,054.78
Total.....	54,000.00	52,000.00	52,377.57

*Contingent Expenses, Post Office Department: Furniture and Filing Cabinets—*

For furniture and filing cabinets (*act Mar. 2, 1926, vol. 44, p. 155*)

8,000.00

8,000.00

	Estimated expenditures, 1928 appropriation	Estimated expenditures, 1927 appropriation	Expended and obligated, 1926
12 Repairs and alterations.....	\$340.00	\$340.00	\$333.99
30 Equipment.....	7,660.00	7,660.00	7,631.20
Total.....	8,000.00	8,000.00	7,965.19

*Printing and Binding, Post Office Department—*

For printing and binding for the Post Office Department, including all of its bureaus, offices, institutions, and services located in Washington, District of Columbia, and elsewhere (*act Mar. 2, 1926, vol. 44, p. 155*)

1,150,000.00

1,124,620.00

	Estimated expenditures, 1928 appropriation	Estimated expenditures, 1927 appropriation	Expended and obligated, 1926
02011 Printed forms and letterheads.....	\$1,038,639.40	\$1,012,659.40	\$1,034,005.95
08 Printing, engraving, lithographing, binding, photographing, and typewriting (service).....	111,960.60	111,960.60	111,960.60
Total.....	1,150,000.00	1,124,620.00	1,145,966.55

*Estimates of appropriations required for the service of the fiscal year ending June 30, 1928—Continued*

General object (title of appropriation), date of acts, references to Statutes at Large, or to Revised Statutes, and estimated amount required for each detailed object	Total amount to be appropriated under each head of appropriation	Amount appropriated for the fiscal year ending June 30, 1927
<b>Heat, Light, and Power, Post Office Building, Washington D. C.—</b> For reimbursement of the Government Printing Office or Capitol power plant for the cost of furnishing steam for heating and electric current for lighting and power to the Post Office Department Building at Massachusetts Avenue and North Capitol Street, District of Columbia ( <i>act Mar. 2, 1926, vol. 44, p. 155</i> )	\$47,000.00	\$47,000.00
10 Furnishing of heat, light, power, water, and electricity (service): Expenditures—1928, \$47,000; 1927, \$47,000; 1926, \$46,874.48.		
<b>Total, Post Office Department, salaries and expenses</b>	<b>3,869,092.00</b>	<b>3,766,972.00</b>
Appropriations hereinafter made for the field service of the Post Office Department, except as otherwise provided, shall not be expended for any of the purposes hereinbefore provided for on account of the Post Office Department in the District of Columbia: <i>Provided</i> , That the actual and necessary expenses of officials and employees of the Post Office Department and Postal Service, when traveling on official business, may continue to be paid from the appropriations for the service in connection with which the travel is performed, and appropriations for [1927] 1928 of the character heretofore used for such purposes shall be available therefor.		
<b>FIELD SERVICE, POST OFFICE DEPARTMENT</b>		
<b>OFFICE OF POSTMASTER GENERAL</b>		
<b>Electric Power, Light, etc.—</b> For gas, electric power, and light, and the repair of machinery, United States Post Office Department equipment shops building ( <i>act Mar. 2, 1926, vol. 44, p. 156</i> )	8,000.00	8,000.00
10 Furnishing of heat, light, power, water, and electricity (service): Expenditures—1928, \$8,000; 1927, \$8,000; 1926, \$7,167.49.		
<b>Rewards to Postal Employees for Inventions—</b> The Postmaster General is hereby authorized to pay a cash reward for any invention, suggestion, or series of suggestions for an improvement or economy in device, design, or process applicable to the Postal Service submitted by one or more employees of the Post Office Department or the Postal Service which shall be adopted for use and will clearly effect a material economy or increase efficiency, and for that purpose the sum of \$2,500 is hereby appropriated: <i>Provided</i> , That the sums so paid to employees in accordance with this act shall be in addition to their usual compensation: <i>Provided further</i> , That the total amount paid under the provisions of this act shall not exceed \$1,000 in any month or for any one invention or suggestion: <i>Provided further</i> , That no employee shall be paid a reward under this act until he has properly executed an agreement to the effect that the use by the United States of the invention, suggestion, or series of suggestions made by him shall not form the basis of a further claim of any nature upon the United States by him, his heirs, or assigns: <i>Provided further</i> , That this appropriation shall be available for no other purpose ( <i>act Mar. 2, 1926, vol. 44, p. 156</i> )	2,500.00	2,500.00
53 Refunds, awards, and indemnities: Expenditures—1928, \$2,500; 1927, \$2,500; 1926, \$485.		
<b>Freight, Express, or Motor Transportation of Equipment, etc.—</b> For the transportation and delivery of equipment, materials, and supplies for the Post Office Department and Postal Service by freight, express, or motor transportation, and other incidental expenses ( <i>act Mar. 2, 1926, vol. 44, p. 156</i> )	380,000.00	425,000.00
07 Transportation of things (service): Expenditures—1928, \$380,000; 1927, \$425,000; 1926, \$362,188.48.		
<b>Travel Expenses, etc., Postmaster General—</b> For travel and miscellaneous expenses in the Postal Service, office of the Postmaster General ( <i>act Mar. 2, 1926, vol. 44, p. 156</i> )	1,000.00	1,000.00
06 Travel expenses: Expenditures—1928, \$1,000; 1927, \$1,000; 1926, \$193.97.		
<b>Personal or Property Damage Claims—</b> To enable the Postmaster General to pay claims for damages to persons or property in accordance with the provisions of the deficiency appropriation act approved June 16, 1921 ( <i>acts June 16, 1921, vol. 42, p. 63; Mar. 2, 1926, vol. 44, p. 156</i> )	10,000.00	10,000.00
53 Refunds, awards, and indemnities: Expenditures—1928, \$10,000; 1927, \$10,000; 1926, \$9,598.45.		

## Estimates of appropriations required for the service of the fiscal year ending June 30, 1928—Continued

General object (title of appropriation), date of acts, references to Statutes at Large, or to Revised Statutes, and estimated amount required for each detailed object				Total amount to be appropriated under each head of appropriation	Amount appropriated for the fiscal year ending June 30, 1927
<b>Losses by Fire, Burglary, etc.—</b> Indefinite appropriation to enable the Postmaster General to pay to postmasters or credit them with the amount ascertained to have been lost or destroyed through burglary, fire, or other unavoidable casualty resulting from no fault or negligence on the part of such postmasters ( <i>acts Jan. 21, 1914, vol. 38, p. 279; May 18, 1916, vol. 39, p. 163; July 2, 1918, vol. 40, p. 754</i> )				\$70,000.00	\$70,000.00
33 Refunds, awards, and indemnities: Expenditures, 1928, \$70,000; 1927, \$70,000; 1926, \$88,127.25.					
OFFICE OF THE CHIEF INSPECTOR					
<b>Post Office Inspectors, Salaries—</b> Office of Chief Inspector: For salaries of fifteen inspectors in charge of divisions, at \$4,500 each; and five hundred and twenty inspectors, [\$1,885,400] \$1,931,475; in all, [\$1,952,900] \$1,998,975: <i>Provided, That the appointment of additional inspectors shall be made upon certification of the Civil Service Commission, as heretofore practiced (R. S. 4017; acts June 11, 1880, vol. 21, p. 177; Mar. 3, 1891, vol. 26, p. 1079; June 2, 1900, vol. 31, p. 260; June 5, 1920, vol. 41, p. 1052; Feb. 23, 1925, vol. 43, p. 1055; Mar. 2, 1926, vol. 44, p. 156)</i>				1,998,975.00	1,952,900.00
		Estimated expenditures, 1928 appropriation	Estimated expenditures, 1927 appropriation	Expended and obligated, 1926	
01 Personal services.....		\$1,998,975.00	\$1,952,900.00	\$1,909,468.12	
Annual salary:	Number of employees July 1, 1927	Number of employees July 1, 1926	Number of employees June 30, 1926	Number of employees July 1, 1925	
\$4,500.....	15	15	15	15	
\$4,000.....	179	178	178	168	
\$3,800.....	164	162	162	147	
\$3,500.....	27	21	21	49	
\$3,200.....	57	56	56	16	
\$3,000.....	71	76	76	58	
\$2,800.....	15	20	20	77	
Total.....	535	528	528	530	
<b>Post Office Inspectors, Traveling Expenses—</b> For traveling expenses of inspectors, inspectors in charge, [and] the chief post-office inspector, and the assistant chief post-office inspector, and for the traveling expenses of four clerks performing stenographic and clerical assistance to post-office inspectors in the investigation of important fraud cases, and for tests, exhibits, documents, photographs, office and other necessary expenses incurred by post-office inspectors in connection with their official investigations ( <i>R. S. 4017; acts June 11, 1880, vol. 21, p. 177; Apr. 25, 1904, vol. 33, p. 441; Aug. 24, 1912, vol. 37, p. 540; June 5, 1920, vol. 41, p. 1052; Mar. 2, 1926, vol. 44, p. 156</i> )				475,000.00	440,000.00
		Estimated expenditures, 1928 appropriation	Estimated expenditures, 1927 appropriation	Expended and obligated, 1926	
06 Travel expenses.....		\$467,500.00	\$432,500.00	\$402,606.00	
13 Special and miscellaneous current expenses.....		7,500.00	7,500.00	3,000.00	
Total.....		475,000.00	440,000.00	405,606.00	
<b>Post Office Inspectors, Miscellaneous Expenses—Division Headquarters—</b> For necessary miscellaneous expenses at division headquarters ( <i>act Mar. 2, 1926, vol. 44, p. 156</i> )				14,000.00	14,000.00
		Estimated expenditures, 1928 appropriation	Estimated expenditures, 1927 appropriation	Expended and obligated, 1926	
Communication service:					
0500 Telegraph service.....		\$6,000.00	\$6,000.00	\$4,666.79	
0510 Telephone service.....		7,000.00	7,000.00	6,961.08	
05 Total communication service.....		13,000.00	13,000.00	11,627.87	
13 Special and miscellaneous current expenses.....		1,000.00	1,000.00	491.32	
Total.....		14,000.00	14,000.00	12,119.19	

*Estimates of appropriations required for the service of the fiscal year ending June 30, 1928—Continued*

General object (title of appropriation), date of acts, references to Statutes at Large, or to Revised Statutes, and estimated amount required for each detailed object					Total amount to be appropriated under each head of appropriation	Amount appropriated for the fiscal year ending June 30, 1927
<b>Post Office Inspectors, Clerks, Division Headquarters—</b> For compensation of one hundred and fifteen clerks at division headquarters (acts June 5, 1920, vol. 41, p. 1051; Feb. 28, 1925, vol. 43, p. 1055; Mar. 2, 1926, vol. 44, p. 156)					\$290, 875. 00	\$288, 500. 00
01 Personal services		Estimated expenditures, 1928 appropriation	Estimated expenditures, 1927 appropriation	Expended and obligated, 1926		
		\$290, 875. 00	\$288, 500. 00	\$285, 067. 98		
	Number of employees July 1, 1927	Number of employees July 1, 1926	Number of employees June 30, 1926	Number of employees July 1, 1926		
Annual salary:						
\$3,000		15	15	15		
\$2,600		32	31	26		
\$2,450		51	51	55		
\$2,300		8	8	3		
\$2,150		4	4	8		
\$2,000		3	4	4		
\$1,900		1	1	4		
Total	115	114	114	115		
<b>Payment of Rewards—</b> For payment of rewards for the detection, arrest, and conviction of post-office burglars, robbers, and highway mail robbers, [\$35,000] \$45,000: <i>Provided</i> , That rewards may be paid, in the discretion of the Postmaster General, when an offender of the class mentioned was killed in the act of committing the crime or in resisting lawful arrest: <i>Provided further</i> , That no part of this sum shall be used to pay any rewards at rates in excess of those specified in Post Office Department Order 7708, dated July 1, 1922, except that not more than \$2,000 may be paid, in the discretion of the Postmaster General, for the arrest and conviction of any person on the charge of robbing a postmaster or any employee of a post office of money or property of the United States: <i>Provided further</i> , That of the amount herein appropriated not to exceed [\$7,500] \$10,000 may be expended, in the discretion of the Postmaster General, for the purpose of securing information concerning violations of the postal laws and for services and information looking toward the apprehension of criminals (act Mar. 2, 1926, vol. 44, p. 156)					45, 000. 00	35, 000. 00
53 Refunds, awards, and indemnities: Expenditures—1928, \$45,000; 1927, \$45,000; 1926, \$48,734.20.						
Total					3, 295, 350. 00	3, 246, 900. 00
OFFICE OF THE FIRST ASSISTANT POSTMASTER GENERAL						
<b>Compensation to Postmasters—</b> For compensation to postmasters (R. S., 3829-3830; acts June 5, 1920, vol. 41, p. 1045; July 21, 1921, vol. 42, p. 144; Feb. 28, 1925, vol. 43, pp. 1053-1054; Mar. 2, 1926, vol. 44, p. 157; June 4, 1926, vol. 44, pp. 695-696)					51, 690, 000. 00	51, 250, 000. 00
01 Personal services		Estimated expenditures, 1928 appropriation	Estimated expenditures, 1927 appropriation	Expended and obligated, 1926		
		\$51, 690, 000	\$50, 737, 500	\$49, 822, 373		
	Number of employees July 1, 1927	Number of employees July 1, 1926	Number of employees June 30, 1926	Number of employees July 1, 1926		
Annual salary:						
\$8,000		14	12	12		
\$6,000		85	76	76		
\$5,000		16	18	18		
\$4,500		28	18	18		
\$4,200		47	49	49		
\$4,000		23	23	28		
\$3,900		46	38	38		
\$3,800		74	69	69		
\$3,700		71	68	68		
\$3,600		104	103	103		
\$3,500		95	72	72		
\$3,400		134	129	129		
\$3,300		133	125	125		
\$3,200		196	181	181		
\$3,000		193	181	181		
\$2,900		243	248	248		
\$2,800		318	300	301		
\$2,700		378	338	340		
\$2,600		398	388	388		
\$2,500		527	517	517		
\$2,400		1, 273	1, 225	1, 226		
\$2,300		462	412	413		
\$2,200		641	629	631		
\$2,100		856	785	783		
\$2,000		979	996	996		
\$1,900		1, 101	1, 078	1, 078		
\$1,800		1, 127	1, 060	1, 065		
\$1,700		832	798	799		
\$1,600		972	967	966		
\$1,500		1, 093	1, 121	1, 124		
\$1,400		901	871	870		
\$1,300		992	1, 015	1, 016		
\$1,200		485	506	503		
\$1,100		624	733	734		
Presidential postmasters	15, 961	15, 461	15, 190	15, 199		
Fourth-class postmasters	34, 631	35, 131	35, 411	35, 705		
Total	50, 592	50, 592	50, 601	50, 904		

*Estimates of appropriations required for the service of the fiscal year ending June 30, 1928—Continued*

General object (title of appropriation), date of acts, references to Statutes at Large, or to Revised Statutes, and estimated amount required for each detailed object				Total amount to be appropriated under each head of appropriation	Amount appropriated for the fiscal year ending June 30, 1927
<b>Compensation to Assistant Postmasters—</b> For compensation to assistant postmasters at first and second class post offices (acts June 5, 1920, vol. 41, p. 1047; July 21, 1921, vol. 42, p. 145; Feb. 28, 1925, vol. 43, p. 1056; Mar. 2, 1926, vol. 44, p. 157)-----				\$7, 225, 000. 00	\$7, 150, 000. 00
	Estimated expenditures, 1928 appropriation	Estimated expenditures, 1927 appropriation	Expended and obligated, 1926		
01 Personal services-----	\$7, 225, 000	\$7, 150, 000	\$6, 890, 000		
Annual salary:	Number of employees July 1, 1927	Number of employees July 1, 1926	Number of employees June 30, 1926	Number of employees July 1, 1925	
\$4,900-----		2	2	2	
\$4,800-----		6	6	6	
\$4,700-----		4	4	4	
\$4,600-----		8	6	5	
\$4,500-----		3	4	5	
\$4,400-----		10	9	9	
\$4,300-----		9	8	8	
\$4,200-----		27	26	26	
\$3,900-----		36	29	29	
\$3,700-----		17	20	19	
\$3,500-----		1	1	1	
\$3,400-----		23	15	17	
\$3,300-----		48	50	50	
\$3,200-----		24	28	29	
\$3,100-----		45	37	37	
\$3,000-----		77	72	73	
\$2,900-----		69	65	65	
\$2,800-----		196	175	171	
\$2,700-----		456	427	416	
\$2,600-----		168	175	182	
\$2,500-----		512	511	510	
\$2,400-----		592	586	585	
\$2,300-----		407	467	505	
\$2,200-----					
Total-----	2,790	2,740	2,723	2,754	
<b>Clerks, First and Second Class Post Offices—</b> For compensation to clerks and employees at first and second class post offices, including auxiliary clerk hire at summer and winter post offices, and printers, mechanics, and skilled laborers (acts June 13, 1898, vol. 30, p. 441; June 2, 1900, vol. 31, p. 256; Mar. 2, 1907, vol. 34, pp. 1206-1211; June 5, 1920, vol. 41, pp. 1049-1050; Mar. 1, 1921, vol. 41, pp. 1151-1152; July 21, 1921, vol. 42, p. 144; Feb. 28, 1925, vol. 43, pp. 1056-1066; Mar. 2, 1926, vol. 44, p. 157)-----				172, 800, 000. 00	163, 650, 000. 00
	Estimated expenditures, 1928 appropriation	Estimated expenditures, 1927 appropriation	Expended and obligated, 1926		
01 Personal services-----	\$172, 800, 000	\$163, 564, 835	\$152, 590, 099		
Annual salary:	Number of employees July 1, 1927	Number of employees July 1, 1926	Number of employees June 30, 1926	Number of employees July 1, 1925	
\$4,700-----		4	4	4	
\$4,500-----		6	6	6	
\$4,300-----		14	12	12	
\$4,100-----		23	23	22	
\$4,000-----		9	8	8	
\$3,900-----		37	31	31	
\$3,800-----		31	30	30	
\$3,700-----		57	45	43	
\$3,600-----		23	21	21	
\$3,500-----		129	112	108	
\$3,400-----		51	42	41	
\$3,300-----		111	106	106	
\$3,200-----		50	32	32	
\$3,100-----		300	267	265	
\$3,000-----		119	120	117	
\$2,900-----		206	226	231	
\$2,800-----		470	424	425	
\$2,700-----		676	567	569	
\$2,600-----		1, 478	1, 410	1, 416	
\$2,500-----		1, 531	1, 622	1, 519	
\$2,400-----		555	670	541	
\$2,300-----		7, 905	7, 692	7, 590	
\$2,200-----		722	657	659	
\$2,100-----		36, 550	36, 068	33, 782	
\$2,000-----		4, 560	4, 188	4, 806	
\$1,900-----		5, 512	5, 554	4, 453	
\$1,800-----		3, 969	4, 515	5, 606	
\$1,700-----		2, 254	2, 550	2, 982	
Total regular employees-----	71, 802	67, 651	67, 127	65, 605	
Auxiliary and substitute service, average number-----	7, 854	7, 416	6, 914	6, 914	
Overtime service, average number-----	800	800	800	700	
Total-----	80, 456	75, 867	74, 841	73, 219	

*Estimates of appropriations required for the service of the fiscal year ending June 30, 1928—Continued*

General object (title of appropriation), date of acts, references to Statutes at Large, or to Revised Statutes, and estimated amount required for each detailed object				Total amount to be appropriated under each head of appropriation	Amount appropriated for the fiscal year ending June 30, 1927
<b>Watchmen, Messengers, and Laborers—</b> For compensation to watchmen, messengers, laborers, and substitutes ( <i>acts June 5, 1920, vol. 41, p. 1060; Feb. 28, 1925, vol. 43, p. 1060; Mar. 2, 1926, vol. 44, p. 157</i> )				\$8, 250, 000. 00	\$7, 634, 600. 00
	Estimated expenditures, 1928 appropriation	Estimated expenditures, 1927 appropriation	Expended and obligated, 1926		
01 Personal services	\$8, 250, 000	\$7, 634, 600	\$7, 172, 626		
Annual salary:	Number of employees July 1, 1927	Number of employees July 1, 1926	Number of employees June 30, 1926	Number of employees July 1, 1925	
\$1,600		584	3, 376	3, 114	
\$1,500		3, 632	696	989	
Total regular employees	4, 528	4, 216	4, 071	4, 103	
Substitute, overtime, and vacation, average number	602				
Total	5, 130	4, 216	4, 071	4, 103	
<b>Clerks, Contract Stations—</b> For compensation to clerks in charge of contract stations ( <i>acts May 18, 1916, vol. 39, p. 163; Mar. 2, 1926, vol. 44, p. 157</i> )				1, 800, 000. 00	1, 650, 000. 00
	Estimated expenditures, 1928 appropriation	Estimated expenditures, 1927 appropriation	Expended and obligated, 1926		
01 Personal services	\$1, 800, 000	\$1, 650, 000	\$1, 553, 000		
	Number of employees July 1, 1927	Number of employees July 1, 1926	Number of employees July 1, 1925		
	5, 600	5, 486	5, 389		
<b>Separating Mails—</b> For separating mails at third and fourth class post offices ( <i>R. S. 3859; act Mar. 2, 1926, vol. 44, p. 157</i> )				515, 000. 00	500, 000. 00
01 Personal services: Expenditures—1928, \$515,000; 1927, \$500,000; 1926, \$660,000.					
<b>Unusual Conditions at Post Offices—</b> For unusual conditions at post offices ( <i>R. S. 3863; act Mar. 2, 1926, vol. 44, p. 157</i> )				100, 000. 00	100, 000. 00
01 Personal services: Expenditures—1928, \$100,000; 1927, \$100,000; 1926, \$110,000.					
<b>Clerks, Third-Class Post Offices—</b> For allowances to third-class post offices to cover the cost of clerical services ( <i>acts Mar. 4, 1913, vol. 37, p. 794; Feb. 28, 1919, vol. 40, pp. 1190-1194; June 5, 1920, vol. 41, p. 1052; Feb. 28, 1925, vol. 43, p. 1054; Mar. 2, 1926, vol. 44, p. 157</i> )				8, 800, 000. 00	8, 650, 000. 00
01 Personal services: Expenditures—1928, \$8,800,000; 1927, \$8,650,000; 1926, \$8,347,000.					
<b>Rent, Light, and Fuel—</b> For rent, light, and fuel for first, second, and third class post offices ( <i>R. S. 3860; acts July 24, 1888, vol. 25, p. 346; Mar. 2, 1926, vol. 44, p. 157</i> )				18, 100, 000. 00	16, 495, 000. 00
	Estimated expenditures, 1928 appropriation	Estimated expenditures, 1927 appropriation	Expended and obligated, 1926		
10 Furnishing of heat, light, power, water, and electricity	\$3, 620, 000	\$3, 299, 000	\$3, 000, 000		
11 Rents	14, 480, 000	13, 196, 000	12, 000, 000		
Total	18, 100, 000	16, 495, 000	15, 000, 000		

*Estimates of appropriations required for the service of the fiscal year ending June 30, 1928—Continued*

General object (title of appropriation), date of acts, references to Statutes at Large, or to Revised Statutes, and estimated amount required for each detailed object				Total amount to be appropriated under each head of appropriation	Amount appropriated for the fiscal year ending June 30, 1927
<b>Miscellaneous Items, First and Second Class Post Offices—</b> For miscellaneous items necessary and incidental to post offices of the first and second classes ( <i>act Mar. 2, 1926, vol. 44, p. 157</i> )-----				\$1, 750, 000. 00	\$1, 602, 000. 00
	Estimated expenditures, 1928 appropriation	Estimated expenditures, 1927 appropriation	Expended and obligated, 1926		
01 Personal services-----	\$1, 304, 700	\$1, 172, 000	\$844, 500		
02 Medical and hospital supplies-----	7, 600	7, 600			
Communication service:					
0500 Telegraph service-----	2, 500	2, 500	2, 500		
0510 Telephone service-----	375, 000	368, 900	329, 500		
05 Total communication service-----	377, 500	371, 400	332, 000		
Travel expenses:					
0610 Local transportation (street car, taxi, hack, etc.)-----	( <sup>1</sup> )	( <sup>1</sup> )	25, 000		
06 Travel expenses-----	2, 200	2, 200	2, 200		
06 Total travel expenses-----	2, 200	2, 200	27, 200		
07 Transportation of things (service)-----	5, 000	5, 000	4, 500		
08 Printing, engraving, lithographing, binding, photographing, and typewriting (service)-----	10, 000	9, 000	9, 000		
10 Furnishing of heat, light, power, water, and electricity-----	22, 000	17, 800	15, 800		
11 Rents-----	6, 000	4, 000	4, 000		
13 Special and miscellaneous current expenses-----	15, 000	13, 000	13, 000		
Total-----	1, 750, 000	1, 602, 000	1, 250, 000		
<sup>1</sup> This item has been included in the estimate for car fare and bicycle allowance for 1927.					
<b>Village Delivery Service—</b> For village delivery service in towns and villages having post offices of the second or third class, and in communities adjacent to cities having city delivery ( <i>acts Aug. 24, 1912, vol. 37, p. 569; Feb. 28, 1925, vol. 43, p. 1064; Mar. 2, 1926, vol. 44, p. 157</i> )-----				1, 680, 000. 00	1, 980, 000. 00
	Estimated expenditures, 1928 appropriation	Estimated expenditures, 1927 appropriation	Expended and obligated, 1926		
01 Personal services-----	\$1, 680, 000	\$1, 700, 000	\$1, 800, 000		
Annual salary:					
\$1, 350-----	701	729	732		
\$1, 250-----	130	151	188		
\$1, 150-----	188	246	237		
\$675-----	16	17	19		
Total regular employees-----	1, 235	1, 035	1, 143		
Auxiliary, vacation, and sick leave, average number-----	70	70	70		
Total-----	1, 305	1, 105	1, 213		
<b>Detroit River Postal Service—</b> For Detroit River postal service ( <i>acts July 28, 1915, vol. 39, p. 417; Mar. 2, 1926, vol. 44, p. 157</i> )-----				18, 000. 00	18, 000. 00
07 Transportation of things (service): Expenditures—1928, \$18,000; 1927, \$18,000; 1926, \$18,000.					
<b>Car Fare and Bicycle Allowance—</b> For car fare and bicycle allowance, including special-delivery car fare ( <i>act Mar. 2, 1926, vol. 44, p. 157</i> )-----				1, 325, 000. 00	1, 175, 000. 00
06 Travel expenses: Expenditures—1928, \$1,325,000; 1927, \$1,175,000; 1926, \$1,062,000.					

*Estimates of appropriations required for the service of the fiscal year ending June 30, 1928—Continued*

General object (title of appropriation), date of acts, references to Statutes at Large, or to Revised Statutes, and estimated amount required for each detailed object					Total amount to be appropriated under each head of appropriation	Amount appropriated for the fiscal year ending June 30, 1927
<b>City Delivery Carriers—</b> For pay of letter carriers, City Delivery Service ( <i>acts Mar. 2, 1907, vol. 34, p. 1206; June 5, 1920, vol. 41, pp. 1049-1050; Mar. 1, 1921, vol. 41, pp. 1151-1152; Feb. 28, 1925, vol. 43, pp. 1059-1065; Mar. 2, 1926, vol. 44, p. 157</i> )-----					\$122, 460, 000. 00	\$116, 600, 000. 00
		Estimated expenditures, 1928 appropriation	Estimated expenditures, 1927 appropriation	Expended and obligated, 1926		
01 Personal services-----		\$122, 460, 000	\$115, 949, 997	\$108, 660, 900		
	Number of employees July 1, 1927	Number of employees July 1, 1926	Number of employees June 30, 1926	Number of employees July 1, 1925		
Annual salary:-----						
\$2, 400-----		6	6	6		
\$2, 100-----		38, 296	37, 597	36, 048		
\$2, 000-----		3, 219	3, 053	3, 429		
\$1, 900-----		3, 723	3, 850	2, 954		
\$1, 800-----		2, 154	2, 430	2, 933		
\$1, 700-----		1, 247	1, 302	1, 158		
Total regular employees-----	50, 852	48, 645	48, 238	46, 528		
Auxiliary and substitute service, average number-----	7, 854	7, 354	6, 662	6, 594		
Overtime service, average number-----	625	625	613	560		
Total-----	59, 331	56, 624	55, 513	53, 682		
<b>Special Delivery Fees—</b> For fees to special-delivery messengers ( <i>acts Mar. 3, 1885, vol. 23, p. 338; Mar. 3, 1903, vol. 32, p. 1175; Feb. 28, 1925, vol. 43, p. 1069; Mar. 2, 1926, vol. 44, p. 157</i> )-----					8, 400, 000. 00	8, 600, 000. 00
01 Personal services: Expenditures—1928, \$8,400,000; 1927, \$8,300,000; 1926, \$7,575,000.						
<b>Pneumatic Tube Service—</b> For the transmission of mail by pneumatic tubes or other similar devices in the city of New York, including the Borough of Brooklyn of the city of New York, including power, labor, and all other operating expenses ( <i>acts June 19, 1922, vol. 42, p. 661; Mar. 2, 1926, vol. 44, p. 157</i> )-----					526, 373. 00	526, 373. 00
07 Transportation of things (service): Expenditures—1928, \$526,373; 1927, \$526,373; 1926, \$526,433.65.						
<b>Pneumatic Tube Service, Boston—</b> For the rental of not exceeding two miles of pneumatic tubes, not including labor and power in operating the same, for the transmission of mail in the city of Boston, Massachusetts, \$24,000: <i>Provided</i> , That the provisions not inconsistent herewith of the acts of April 21, 1902, and May 27, 1908, relating to the transmission of mail by pneumatic tubes or other similar devices shall be applicable hereto ( <i>act Mar. 2, 1926, vol. 44, p. 157</i> )-----					24, 000. 00	24, 000. 00
07 Transportation of things (service): Expenditures—1928, \$24,000; 1927, \$22,000.						
<b>Vehicle Service—</b> For vehicle allowance, the hiring of drivers, the rental of vehicles, and the purchase and exchange and maintenance, including stable and garage facilities, of wagons or automobiles for, and the operation of, screen-wagon and city delivery and collection service, [\$17,394,537] \$19,000,000: <i>Provided</i> , That the Postmaster General may, in his disbursement of this appropriation, apply a part thereof to the leasing of quarters for the housing of Government-owned automobiles at a reasonable annual rental for a term not exceeding ten years: <i>Provided further</i> , That this appropriation is available for the maintenance of the Government-owned post-office garage at Washington, District of Columbia, including such changes and additions to the mechanical equipment as, in the opinion of the Postmaster General, may be necessary ( <i>R. S. 3965-3975; acts Mar. 9, 1914, vol. 33, pp. 299-300; Feb. 28, 1925, vol. 43, pp. 1060-1061; Mar. 2, 1926, vol. 44, p. 157; July 3, 1926, vol. 44, p. 863</i> )-----					19, 000, 000. 00	17, 394, 537. 00



*Estimates of appropriations required for the service of the fiscal year ending June 30, 1928—Continued*

General object (title of appropriation), date of acts, references to Statutes at Large, or to Revised Statutes, and estimated amount required for each detailed object				Total amount to be appropriated under each head of appropriation	Amount appropriated for the fiscal year ending June 30, 1927
<b>Vehicle Service—Continued.</b>					
	Estimated expenditures, 1928 appropriation	Estimated expenditures, 1927 appropriation	Expended and obligated, 1926		
	<i>Average—</i>	<i>Average—</i>	<i>Average—</i>		
	No. Salary	No. Salary	No. Salary		
Salaries and wages:					
Superintendents.....	62 \$2,906	61 \$2,882	60 \$2,843		
Assistant superintendents.....	6 2,667	6 2,617	5 2,620		
Chiefs of records.....	46 2,463	45 2,447	43 2,430		
Chiefs of supplies.....	29 2,289	28 2,275	27 2,259		
Chief dispatchers.....	14 2,433	13 2,423	11 2,354		
Route supervisors.....	18 2,506	18 2,489	18 2,467		
Dispatchers.....	115 2,170	112 2,169	109 2,147		
Chief mechanics.....	39 2,589	38 2,584	37 2,573		
Mechanics in charge.....	50 2,384	48 2,360	46 2,315		
Special mechanics.....	456 2,293	450 2,283	442 2,267		
General mechanics.....	473 2,090	463 2,080	453 2,059		
Special clerks.....	64 2,289	58 2,288	51 2,263		
Clerks.....	102 2,067	99 2,062	99 2,038		
Mechanics' helpers.....	112 1,600	112 1,600	112 1,600		
Driver-mechanics.....	1,832 1,961	1,808 1,940	1,785 1,911		
Garagemen-drivers.....	504 1,648	553 1,645	544 1,623		
Employment of temporary personnel.....	503 1,591	507 1,591	528 1,591		
Total number of employees.....	4,485	4,419	4,368		
01 Total personal services.....	8,816,805	8,625,765	8,417,070		
Supplies and materials:					
0230 Fuel.....	1,622,625	1,539,125	1,389,699		
0240 Wearing apparel and sewing supplies.....					
0280 Sundry supplies.....	178,000	167,000	139,907		
0290 Materials.....	26,000	23,000	18,787		
02 Total supplies and materials.....	1,826,625	1,729,125	1,548,393		
05 Communication service.....	20,000	19,000	17,254		
06 Travel expenses.....	8,200	7,300	6,352		
07 Transportation of things.....	4,357,565	4,189,565	4,032,415		
10 Furnishing of heat, light, power, water, and electricity.....	130,000	120,000	111,921		
11 Rents.....	1,170,000	1,110,000	1,043,216		
12 Repairs and alterations.....	2,060,000	1,940,000	1,907,304		
13 Special and miscellaneous current expenses.....	8,000	7,000	5,775		
30 Equipment.....	602,805	282,975	64,933		
Total.....	19,000,000	18,030,730	17,154,633		
<b>Travel Expenses, etc., First Assistant Postmaster General—</b>					
For travel and miscellaneous expenses in the Postal Service, office of the First Assistant Postmaster General ( <i>R. S. 4019; act Mar. 2, 1926, vol. 44, p. 158</i> ).....				\$1,000.00	\$1,000.00
06 Travel expenses: Expenditures—1928, \$1,000; 1927, \$800; 1926, \$195.95.					
Total.....				424,464,373.00	405,000,510.00
OFFICE OF THE SECOND ASSISTANT POSTMASTER GENERAL					
<b>Star Route Service, Alaska—</b>					
For inland transportation by star routes in Alaska ( <i>R. S. 3975; acts Feb. 21, 1925, vol. 43, p. 960; Mar. 2, 1926, vol. 44, p. 158</i> ).....				170,000.00	170,000.00
07 Transportation of things (service): Expenditures—1928, \$170,000; 1927, \$154,154; 1926, \$147,735.					
<b>Power Boat Service—</b>					
For inland transportation by steamboat or other power-boat routes, including ship, steamboat, and way letters ( <i>R. S. 3978; acts May 17, 1878, vol. 20, p. 62; Mar. 3, 1885, vol. 23, p. 386; July 2, 1918, vol. 40, p. 747; Mar. 2, 1926, vol. 44, p. 158</i> ).....				1,425,000.00	1,550,000.00
07 Transportation of things (service): Expenditures—1928, \$1,425,000; 1927, \$1,350,839; 1926, \$1,420,068.					

## Estimates of appropriations required for the service of the fiscal year ending June 30, 1928—Continued

General object (title of appropriation), date of acts, references to Statutes at Large, or to Revised Statutes, and estimated amount required for each detailed object	Total amount to be appropriated under each head of appropriation	Amount appropriated for the fiscal year ending June 30, 1927
<b>Railroad Transportation and Mail Messenger Service—</b> For inland transportation by railroad routes and for mail messenger service, <b>[\$113,500,000]</b> \$111,500,000: <i>Provided</i> , That not to exceed \$1,500,000 of this appropriation may be expended for pay of freight and incidental charges for the transportation of mails conveyed under special arrangement in freight trains or otherwise: <i>Provided further</i> , That separate accounts be kept of the amount expended for mail messenger service: <i>Provided further</i> , That there may be expended from this appropriation for clerical and other assistance in the District of Columbia not exceeding the sum of \$82,000 to carry out the provisions of section 5 of the act of July 28, 1916 (the space basis act), and not exceeding the sum of \$33,000 to carry out the provisions of section 214 of the act of February 28, 1925 (cost ascertainment) (acts July 12, 1876, vol. 19, p. 79; June 17, 1878, vol. 20, p. 142; Mar. 3, 1887, vol. 24, p. 492; Mar. 2, 1907, vol. 34, p. 1212; May 12, 1910, vol. 36, p. 362; July 28, 1916, vol. 29, pp. 418-425; July 2, 1918, vol. 40, p. 747; Feb. 28, 1925, vol. 43, p. 1069; Mar. 2, 1926, vol. 44, p. 158)	\$111, 500, 000. 00	\$113, 500, 000. 00

	Estimated expenditures, 1928 appropriation	Estimated expenditures, 1927 appropriation	Expended and obligated, 1926
	<i>Average—</i>	<i>Average—</i>	<i>Average—</i>
	No. Salary	No. Salary	No. Salary
Salaries:			
Special assistant to Attorney General.....	1 \$7,500	1 \$7,500	1 \$7,600
Superintendents.....	2 3,900	1½ 3,900	1 4,000
Accountant.....	1 4,800	1 4,800	1 4,800
Special assistant to Second Assistant Postmaster General.....			½ 3,450
Special investigator.....			½ 3,600
Assistant attorney.....			½ 3,600
Chief clerk and statistician.....		½ 3,200	1 3,200
Clerks.....	53 1,487	53 1,489	47½ 1,549
Messengers.....	1 1,080	1 1,080	1 1,080
Total number of employees.....	58	58	53½
Total salaries, District of Columbia.....	100,000.00	100,000.00	94,061.67
Total salaries, field service.....	142,000.00	117,000.00	119,732.00
01 Total personal services.....	242,000.00	217,000.00	213,793.67
02 Supplies and materials.....	5,000.00	5,000.00	4,075.00
06 Travel expenses.....	10,000.00	10,000.00	6,384.45
07 Transportation of things (service).....	111,240,000.00	109,965,000.00	106,521,601.55
11 Rents.....	2,300.00	2,300.00	
12 Repairs and alterations.....	700.00	700.00	120.40
Total.....	111,500,000.00	110,200,000.00	106,745,975.07
Contract air mail service (total expenditure)¹.....			101,818.47
Total for 1926.....			106,847,793.54

¹ See schedule under "Contract Air Mail Service" for detailed statement of expenditures.

**Airplane Service between New York and San Francisco—**

For the operation and maintenance of the airplane mail service between New York, New York, and San Francisco, California, via Chicago, Illinois, and Omaha, Nebraska, and for the installation, equipment, and operation of the airplane mail service by night flying, and to enable the department to make the additional charges for both night and day service on first-class mail matter, in accordance with existing law, including necessary incidental expenses and employment of necessary personnel, **[\$2,650,000]** \$2,350,000: *Provided*, That \$50,000 of this appropriation shall be available for the payment of personal services in the District of Columbia, and incidental and travel expenses in connection with such personnel: *Provided further*, That \$500,000 of this appropriation may be transferred to and expended for "Contract Air Mail Service, 1928," in the event that the service on the Government-operated routes is changed to contract service, of which not exceeding \$3,000 may be expended for personal services in the District of Columbia (acts May 10, 1918, vol. 40, p. 548; Mar. 2, 1926, vol. 44, p. 158)

2, 350, 000. 00

2, 650, 000. 00

	Estimated expenditures, 1928 appropriation	Estimated expenditures, 1927 appropriation	Expended and obligated, 1926
	<i>Average—</i>	<i>Average—</i>	<i>Average—</i>
	No. Salary	No. Salary	No. Salary
Salaries:			
General superintendent.....	1 \$5,200	1 \$5,200	1 \$5,200
Assistant general superintendent.....	1 4,200	1 4,200	1 4,200
Chief clerks.....	3 3,000	3 3,000	2 3,000
Division superintendents.....	5 4,000	7 4,000	7 3,900
Assistant division superintendents.....	3 3,300	3 3,200	5 2,900
Field managers.....	14 2,800	14 2,600	15 2,400
Engineers.....	1 3,000	3 2,700	3 2,700
Clerks.....	9 2,300	9 2,300	12 1,950
Clerks.....	45 2,000	45 1,900	55 1,680

## Estimates of appropriations required for the service of the fiscal year ending June 30, 1928—Continued

General object (title of appropriation), date of acts, references to Statutes at Large, or to Revised Statutes, and estimated amount required for each detailed object				Total amount to be appropriated under each head of appropriation	Amount appropriated for the fiscal year ending June 30, 1927
<b>Airplane Service between New York and San Francisco—Continued.</b>					
	Estimated expenditures, 1928 appropriation	Estimated expenditures, 1927 appropriation	Expended and obligated, 1926		
<b>Wages:</b>	<i>Average—</i>	<i>Average—</i>	<i>Average—</i>		
	No. Salary	No. Salary	No. Salary		
Chief mechanics.....	20 \$2,500	20 \$2,400	19 \$2,400		
Mechanics.....	161 2,200	161 2,200	175 2,200		
Mechanics' helpers.....	38 1,800	38 1,700	31 1,320		
Chauffeur.....			1 1,320		
Laborers.....	2 1,500	2 1,500	2 1,320		
Watchmen.....	9 1,500	9 1,500	11 1,320		
Radio operators.....		43 2,300	43 2,100		
Pilots.....	46 3,100	46 3,100	46 2,800		
Caretakers.....		118 1,200	118 1,200		
Firemen.....	4 1,600	4 1,500	4 1,320		
Steam engineer.....		1 2,100	1 2,000		
Total number of employees.....	362	541	615		
Total salaries and wages.....	838,900.00	1,107,200.00	1,181,120.00		
Pilots' mileage pay.....	200,000.00	200,000.00	196,971.51		
01 Total personal services.....	1,038,900.00	1,307,200.00	1,378,091.51		
Supplies and materials:					
0230 Fuel.....	226,000.00	226,000.00	232,943.19		
0280 Sundry supplies.....	896,700.00	864,000.00	621,347.74		
02 Total supplies and materials.....	1,122,700.00	1,090,000.00	854,290.93		
05 Communication service.....	34,000.00	40,000.00	43,335.78		
06 Travel expenses.....	37,000.00	40,000.00	49,096.68		
10 Furnishing of heat, light, power, water, and electricity.....	95,000.00	151,000.00	149,814.48		
13 Special and miscellaneous current expenses.....	14,000.00	14,000.00	13,194.18		
32 Structures and parts, and nonstructural improvements to land (includes fixed equipment).....	8,400.00	7,800.00	294,598.95		
Total.....	2,350,000.00	2,650,000.00	2,782,422.51		
<b>Railway Mail Service, Salaries—</b>					
Railway Mail Service: For fifteen division superintendents, fifteen assistant division superintendents, two assistant superintendents at large, one assistant superintendent in charge of car construction, one hundred and twenty-one chief clerks, one hundred and twenty-one assistant chief clerks, clerks in charge of sections in the offices of division superintendents, railway postal clerks, substitute railway postal clerks, joint employees, and laborers in the Railway Mail Service ( <i>acts June 17, 1878, vol. 20, p. 140; Apr. 16, 1890, vol. 26, p. 56; May 27, 1908, vol. 35, p. 413; Aug. 24, 1912, vol. 37, p. 548; Mar. 3, 1917, vol. 39, p. 1064; Feb. 28, 1919, vol. 40, p. 1194; July 29, 1919, vol. 39, p. 419; June 5, 1920, vol. 41, p. 1050; Feb. 28, 1925, vol. 43, pp. 1061-1065; Mar. 2, 1926, vol. 44, p. 158</i> ).....				\$56,900,000.00	\$55,904,121.00
	Estimated expenditures, 1928 appropriation	Estimated expenditures, 1927 appropriation	Expended and obligated, 1926		
01 Personal services.....	\$56,900,000.00	\$55,904,121.00	\$52,874,740.25		
<b>Annual salary:</b>	<i>Number of employees July 1, 1927</i>	<i>Number of employees July 1, 1926</i>	<i>Number of employees June 30, 1926</i>	<i>Number of employees July 1, 1926</i>	
\$4,500.....	15	15	15	15	
\$3,600.....	17	17	17	17	
\$3,300.....	122	122	122	122	
\$2,800.....	181	181	182	182	
\$2,700.....	13	13	13	13	
\$2,600.....	5,388	5,356	5,381	5,381	
\$2,450.....	12,191	12,074	11,467	11,467	
\$2,300.....	725	687	1,369	1,369	
\$2,150.....	459	617	488	488	
\$2,000.....	40	67	359	359	
\$1,900.....	10	12	22	22	
\$1,600.....	662	683	626	626	
\$1,500.....	65	74	199	199	
\$1,500.....	12	12	12	12	
\$500.....	1	1	1	1	
\$240.....	1	1	2	2	
\$180.....	1	1	1	1	
\$12.....	1	1			
Total regular employees.....	20,190	19,933	19,933	20,276	
Substitute and auxiliary service, average number.....	2,700	2,594	2,594	2,288	
Overtime service, average number.....	405	403	403	351	
Total.....	23,295	22,930	22,930	22,915	

*Estimates of appropriations required for the service of the fiscal year ending June 30, 1928—Continued*

General object (title of appropriation), date of acts, references to Statutes at Large, or to Revised Statutes, and estimated amount required for each detailed object				Total amount to be appropriated under each head of appropriation	Amount appropriated for the fiscal year ending June 30, 1927
<b>Railway Postal Clerks, Travel Allowances—</b> For travel allowance to railway postal clerks and substitute railway postal clerks (acts Mar. 4, 1911, vol. 36, p. 1336; Aug. 24, 1912, vol. 37, p. 548; Mar. 3, 1917, vol. 39, p. 1065; Feb. 28, 1919, vol. 40, p. 1195; June 5, 1920, vol. 41, p. 1051; Feb. 28, 1925, vol. 43, p. 1062; Mar. 2, 1926, vol. 44, p. 158)-----				\$3, 875, 000. 00	\$3, 800, 000. 00
06 Travel expenses: Expenditures—1928, \$3,875,000; 1927, \$3,800,000; 1926, \$3,790,717.10.					
<b>Railway Mail Service, Traveling Expenses—</b> For actual and necessary expenses, general superintendent and assistant general superintendent, division superintendents, assistant division superintendents, assistant superintendents, chief clerks, and assistant chief clerks, Railway Mail Service, and railway postal clerks while actually traveling on business of the Post Office Department and away from their several designated headquarters (acts Mar. 1, 1881, vol. 21, p. 374; Apr. 16, 1890, vol. 26, p. 56; June 5, 1920, vol. 41, p. 1050; Mar. 2, 1926, vol. 44, p. 158)-----				75, 000. 00	62, 000. 00
06 Travel expenses: Expenditures—1928, \$75,000; 1927, \$62,000; 1926, \$59,020.78.					
<b>Railway Mail Service, Miscellaneous Expenses—</b> For rent, light, heat, fuel, telegraph, miscellaneous and office expenses, telephone service, [and] badges for railway postal clerks, for the purchase or rental of arms and miscellaneous items necessary for the protection of the mails, and rental of space for terminal railway post offices for the distribution of mails when the furnishing of space for such distribution can not, under the Postal Laws and Regulations, properly be required of railroad companies without additional compensation, and for equipment and miscellaneous items necessary to terminal railway post offices (acts Mar. 3, 1901, vol. 31, p. 1105; Apr. 4, 1911, vol. 36, p. 1336; July 2, 1918, vol. 40, p. 748; Apr. 24, 1920, vol. 41, p. 580; June 5, 1920, vol. 41, p. 1050; Mar. 2, 1926, vol. 44, p. 158)-----				1, 250, 000. 00	1, 170, 000. 00
	Estimated expenditures, 1928 appropriation	Estimated expenditures, 1927 appropriation	Expended and obligated, 1926		
Communication service:					
0500 Telegraph service-----	\$15, 000. 00	\$15, 000. 00	\$10, 141. 00		
0510 Telephone service-----	39, 752. 00	36, 252. 00	33, 915. 81		
05 Total communication service-----	54, 752. 00	51, 252. 00	44, 056. 81		
11 Rents-----	1, 136, 404. 00	1, 073, 957. 00	984, 084. 17		
13 Special and miscellaneous current expenses-----	13, 825. 00	10, 695. 00	8, 324. 06		
30 Equipment-----	45, 019. 00	34, 096. 00	26, 869. 51		
Total-----	1, 250, 000. 00	1, 170, 000. 00	1, 063, 334. 55		
<b>Electric and Cable Car Service—</b> For electric and cable car service (acts July 2, 1918, vol. 40, p. 748; Mar. 2, 1926, vol. 44, p. 158)-----				735, 000. 00	725, 000. 00
07 Transportation of things (service): Expenditures—1928, \$735,000; 1927, \$716,823; 1926, \$698,647.					
<b>Foreign Mail Transportation—</b> For transportation of foreign mails by steamship, aircraft, or otherwise, [\$8,000,000] \$8,700,000: <i>Provided</i> , That not to exceed \$150,000 of this sum may be expended for carrying foreign mail by aircraft: <i>Provided further</i> , That the Postmaster General shall be authorized to expend such sums as may be necessary, not to exceed \$200,000, to cover the cost to the United States for maintaining sea post service on ocean steamships conveying the mails to and from the United States; and not to exceed \$3,000 for the salary of the assistant superintendent, division of foreign mails, with headquarters at New York City: [ <i>Provided further</i> , That not exceeding \$6,000 of this sum may be immediately available for the delegates to the Pan American Postal Congress to be held at Mexico City to be designated from the Post Office Department by the Postmaster General, and to be expended in the discretion of the Postmaster General and accounted for on his certificate, which certificate shall be conclusive on the accounting offices of the United States] (R. S. 4007-4012; acts Mar. 3, 1885, vol. 23, p. 337; Mar. 3, 1891, vol. 26, p. 1081; Mar. 3, 1901, vol. 31, p. 1106; Mar. 2, 1926, vol. 44, pp. 153-159)-----				8, 700, 000. 00	8, 000, 000. 00

*Estimates of appropriations required for the service of the fiscal year ending June 30, 1928—Continued*

General object (title of appropriation), date of acts, references to Statutes at Large, or to Revised Statutes, and estimated amount required for each detailed object				Total amount to be appropriated under each head of appropriation	Amount appropriated for the fiscal year ending June 30, 1927
<b>Foreign Mail Transportation—Continued.</b>					
	Estimated expenditures, 1928 appropriation	Estimated expenditures, 1927 appropriation	Expended and obligated, 1926		
Field service:					
Salaries—	Average—	Average—	Average—		
Postal agent at Havana.....	No. Salary	No. Salary	No. Salary		
Assistant superintendent at New York.....	1 \$3,600	1 \$3,600	1 \$3,500		
Clerks in charge.....	1 3,000	1 3,000	1 3,000		
Regular clerks.....	39 2,500	39 2,500	32 2,500		
	14 2,300	14 2,300	16½ 2,300		
Total number of employees.....	55	55	50½		
01 Total salaries, field service.....	136,300	136,275	125,299		
03 Subsistence and support of persons (service).....	15,000	13,500	11,360		
05 Communication service.....	2,800	1,500	1,935		
06 Travel expenses.....	1,500	1,200	969		
07 Transportation of things.....	8,544.340	7,847,165	6,638,104		
11 Rents.....	360	360	360		
Total.....	8,700,000	8,000,000	6,778,027		
<b>Balances Due Foreign Countries—</b>					
For balances due foreign countries ( <i>R. S. 398; act Mar. 2, 1926, vol. 44, p. 159</i> ).....				\$1,850,000.00	\$1,700,000.00
07 Transportation of things (service): Expenditures—1928, \$1,850,000; 1927, \$1,700,000; 1926, \$1,563,249.28.					
<b>Travel Expenses, etc., Second Assistant Postmaster General—</b>					
For travel and miscellaneous expenses in the Postal Service, office of the Second Assistant Postmaster General ( <i>R. S. 4019; act Mar. 2, 1926, vol. 44, p. 159</i> ).....				1,000.00	1,000.00
06 Travel expenses: Expenditures—1928, \$1,000; 1927, \$1,000; 1926, \$946.70.					
<b>Contract Air Mail Service—</b>					
For the inland transportation of mail by aircraft, under contract, and for the incidental expenses thereof, in accordance with the act approved February 2, 1925, and amended June 3, 1926, \$2,000,000: <i>Provided, That \$12,000 of this appropriation shall be available for the payment for personal services in the District of Columbia, incidental and travel expenses (acts Feb. 2, 1925, vol. 43, pp. 805-806; Mar. 4, 1925, vol. 43, p. 1337; Mar. 2, 1926, vol. 44, p. 159; June 3, 1926, vol. 44, pp. 692-693)</i> .....				2,000,000.00	2,000,000.00
	Estimated expenditures, 1928 appropriation	Estimated expenditures, 1927 appropriation	Expended and obligated, 1926		
Salaries:	Average—	Average—	Average—		
Superintendent.....	No. Salary	No. Salary	No. Salary		
Assistant superintendent.....	1 \$3,800	1 \$3,800	1 \$3,800		
Chief clerk.....	1 3,000	1 3,000	1 3,000		
Clerks.....	2 1,440	2 1,500	1½ 1,500		
Total number of employees.....	4	4½	3½		
01 Total salaries.....	9,680.00	10,000.00	10,151.82		
02 Supplies and materials.....	200.00	200.00	599.98		
05 Communication services.....	125.00	125.00	172.68		
06 Travel expenses.....	1,995.00	2,000.00	1,140.28		
07 Transportation of things (service).....	1,988,000.00	1,799,675.00	89,753.71		
Total.....	2,000,000.00	1,812,000.00	101,818.47		
¹ Paid from appropriation "Railroad transportation and mail messenger service" and included in schedule of expenditures for that appropriation.					
<b>Total.....</b>				190,831,000.00	191,232,121.00
<b>OFFICE OF THE THIRD ASSISTANT POSTMASTER GENERAL</b>					
<b>Manufacture of Postage Stamps and Stamped Paper—</b>					
For manufacture of adhesive postage stamps, special-delivery stamps, books of stamps, stamped envelopes, newspaper wrappers, postal cards, and for coiling of stamps ( <i>R. S. 3914-3915-3916; acts July 12, 1876, vol. 19, p. 79; Mar. 3, 1879, vol. 20, p. 357; Mar. 3, 1885, vol. 23, p. 387; Aug. 4, 1886, vol. 24, p. 220; Mar. 2, 1926, vol. 44, p. 159</i> ).....				7,900,000.00	7,750,000.00
02 Supplies and materials: Expenditures—1928, \$7,900,000; 1927, \$7,750,000; 1926, \$7,857,959.45.					

*Estimates of appropriations required for the service of the fiscal year ending June 30, 1928—Continued*

General object (title of appropriation), date of acts, references to Statutes at Large, or to Revised Statutes, and estimated amount required for each detailed object				Total amount to be appropriated under each head of appropriation	Amount appropriated for the fiscal year ending June 30, 1927
<b>Distribution of Stamped Envelopes and Newspaper Wrappers—</b> For pay of agent and assistants to examine and distribute stamped envelopes and newspaper wrappers and expenses of agency ( <i>acts Feb. 28, 1925, vol. 43, p. 1059; Mar. 2, 1926, vol. 44, p. 159</i> )				\$23, 550. 00	\$23, 350. 00
	Estimated expenditures, 1928 appropriation	Estimated expenditures, 1927 appropriation	Expended and obligated, 1926		
	<i>Number</i>	<i>Number</i>	<i>Number</i>		
Annual salaries:					
\$3,300.....	1	1	1		
\$3,200.....	1	1	1		
\$2,700.....	1	1	1		
\$2,300.....	1	1	1		
\$2,100.....	4	4	4		
\$2,000.....	1				
\$1,900.....		1			
\$1,800.....			1		
\$1,600.....	3	3	3		
Total number of employees.....	11	11	11		
01 Total salaries.....	\$23, 500. 00	\$23, 300. 00	\$23, 167. 81		
13 Special and miscellaneous current expenses.....	50. 00	50. 00			
Total.....	23, 550. 00	23, 350. 00	23, 167. 81		
<b>Indemnities, Domestic Mail—</b> For payment of limited indemnity for the injury or loss of pieces of domestic registered matter, insured and collect-on-delivery mail ( <i>R. S. 3926; acts Feb. 27, 1897, vol. 29, p. 599; Apr. 21, 1902, vol. 32, p. 117; Mar. 4, 1911, vol. 36, p. 1337; Aug. 24, 1912, vol. 37, p. 558; June 7, 1924, vol. 43, p. 652; Mar. 2, 1926, vol. 44, p. 159</i> )				3, 250, 000. 00	3, 600, 000. 00
53 Refunds, awards, and indemnities: Expenditures—1928, \$3,250,000; 1927, \$3,600,000; 1926, (estimated), \$3,600,000.					
<b>Indemnities, International Mail—</b> For payment of limited indemnity for the injury or loss of international mail in accordance with convention, treaty, or agreement stipulations ( <i>R. S. 398; Universal Postal Convention, May 29, 1906; act Mar. 2, 1926, vol. 44, p. 159</i> )				75, 000. 00	75, 000. 00
53 Refunds, awards, and indemnities: Expenditures—1928, \$75,000; 1927, \$75,000; 1926 (estimated), \$33,000.					
<b>Travel Expenses, etc., Third Assistant Postmaster General—</b> For travel and miscellaneous expenses in the Postal Service, office of the Third Assistant Postmaster General ( <i>R. S. 4019; act Mar. 2, 1926, vol. 44, p. 159</i> )				1, 000. 00	1, 000. 00
06 Travel expenses: Expenditures—1928, \$1,000; 1927, \$1,000; 1926, \$917.23.					
<b>Unpaid Money Orders More than One Year Old—</b> Indefinite appropriation to permit the Postmaster General to make payment of domestic money orders after one year from the last day of the month of issue of such orders out of any money in the Treasury to the credit of the Post Office Department to the extent of the moneys paid in on this account, the payments so made to be charged to an appropriation account denominated "Unpaid money orders more than one year old" ( <i>acts Jan. 27, 1894, vol. 28, p. 32; June 10, 1921, vol. 42, p. 24</i> )				150, 000. 00	150, 000. 00
53 Refunds, awards, and indemnities: Expenditures—1928, \$150,000; 1927, \$150,000; 1926, \$136,290.71.					
Total.....				11, 399, 550. 00	11, 599, 350. 00

*Estimates of appropriations required for the service of the fiscal year ending June 30, 1928—Continued*

General object (title of appropriation), date of acts, references to Statutes at Large, or to Revised Statutes, and estimated amount required for each detailed object				Total amount to be appropriated under each head of appropriation	Amount appropriated for the fiscal year ending June 30, 1927
<b>OFFICE OF THE FOURTH ASSISTANT POSTMASTER GENERAL</b>					
<b>Stationery—</b>					
For stationery for the Postal Service, including the money-order and registry systems; and also for the purchase of supplies for the Postal Savings System, including rubber stamps, canceling devices, certificates, envelopes and stamps for use in evidencing deposits, and free penalty envelopes; and for the reimbursement of the Secretary of the Treasury for expenses incident to the preparation, issue, and registration of the bonds authorized by the act of June 25, 1910 ( <i>act Mar. 2, 1926, vol. 44, p. 159</i> )-----				\$825, 000. 00	\$894, 000. 00
	Estimated expenditures, 1928 appropriation	Estimated expenditures, 1927 appropriation	Expended and obligated, 1926		
Supplies and materials:					
0200 Stationery and office supplies-----	\$813, 000. 00	\$799, 000. 00	\$713, 834. 56		
0280 Sundry supplies-----	12, 000. 00	11, 500. 00	10, 627. 91		
02 Total supplies and materials-----	825, 000. 00	770, 500. 00	724, 462. 47		
<b>Post Office Equipment and Supplies—</b>					
For miscellaneous equipment and supplies, including the purchase and repair of furniture, package boxes, posts, trucks, baskets, satchels, straps, letter-box paint, baling machines, perforating machines, duplicating machines, printing presses, directories, cleaning supplies, and the manufacture, repair, and exchange of equipment, the erection and painting of letter-box equipment, and for the purchase and repair of presses and dies for use in the manufacture of letter boxes; for postmarking, rating, money-order stamps, and electrotype plates and repairs to same; metal, rubber, and combination type, dates and figures, type holders, ink pads for canceling and stamping purposes, and for the purchase, exchange, and repair of typewriting machines, envelope-opening machines, and computing machines, copying presses, numbering machines, time recorders, letter balances, scales, test weights, and miscellaneous articles purchased and furnished directly to the Postal Service; for miscellaneous expenses in the preparation and publication of post-route maps and rural-delivery maps or blue prints, including tracing for photolithographic reproduction; for other expenditures necessary and incidental to post offices of the first, second, and third classes, and offices of the fourth class having or to have rural-delivery service, and for letter boxes, [ <i>\$1,485,700</i> ] <i>\$1,480,000</i> ; and the Postmaster General may authorize the sale to the public of post-route maps and rural-delivery maps or blue prints at the cost of printing and 10 per centum thereof added; of this amount \$1,500 may be expended in the purchase of atlases and geographical and technical works: <i>Provided</i> , That \$200,000 of this appropriation may be used for the purchase of equipment and furniture for post-office quarters and for no other purposes ( <i>act Mar. 2, 1926, vol. 44, pp. 159-160</i> )-----				1, 480, 000. 00	1, 485, 700. 00
	Estimated expenditures, 1928 appropriation	Estimated expenditures, 1927 appropriation	Expended and obligated, 1926		
02 Supplies and materials-----	\$112, 000. 00	\$106, 000. 00	\$107, 802. 17		
06 Travel expenses-----	500. 00	500. 00	206. 12		
09 Advertising and publication of notices (service)-----	300. 00	200. 00	230. 85		
12 Repairs and alterations-----	128, 000. 00	121, 000. 00	116, 277. 54		
Equipment:					
3010 Furniture, furnishings and fixtures-----	531, 200. 00	514, 000. 00	493, 964. 41		
3050 Other equipment-----	708, 000. 00	698, 000. 00	621, 754. 99		
30 Total equipment-----	1, 239, 200. 00	1, 212, 000. 00	1, 115, 719. 40		
Total-----	1, 480, 000. 00	1, 439, 700. 00	1, 340, 236. 38		
<b>Twine and Tying Devices—</b>					
For wrapping twine and tying devices ( <i>act Mar. 2, 1926, vol. 44, p. 160</i> )-----				470, 000. 00	470, 000. 00
02 Supplies and materials: Expenditures—1928, \$470,000; 1927, \$443,000, 1926, \$457,313.15.					

## Estimates of appropriations required for the service of the fiscal year ending June 30, 1928—Continued

General object (title of appropriation), date of acts, references to Statutes at Large, or to Revised Statutes, and estimated amount required for each detailed object				Total amount to be appropriated under each head of appropriation	Amount appropriated for the fiscal year ending June 30, 1927
<b>Shipment of Supplies—</b> For defraying expenses incident to the shipment of supplies, including hardware, boxing, packing, and the pay of employees in connection therewith in the District of Columbia at the following annual rates: Storekeeper, \$2,650; foreman, \$2,100; ten requisition fillers, at \$1,800 each; one requisition filler, at \$1,600; two requisition fillers, at \$1,200 each; nine packers, at \$1,800 each; one packer, at \$1,600; two packers, at \$1,200 each; and two chauffeurs, at \$1,400 each; in all ( <i>acts Feb. 28, 1925, vol. 43, p. 1064; Mar. 2, 1926, vol. 44, p. 160</i> )				\$67, 750. 00	\$67, 750. 00
	Estimated expenditures, 1928 appropriation	Estimated expenditures, 1927 appropriation	Expended and obligated, 1926		
	<i>Average—</i> No. Salary	<i>Average—</i> No. Salary	<i>Average—</i> No. Salary		
Salaries:					
Storekeeper.....	1 \$2, 650	1 \$2, 650	1 \$2, 650		
Foreman.....	1 2, 100	1 2, 100	1 2, 100		
Requisition fillers.....	10 1, 800	10 1, 800	10 1, 800		
	1 1, 600	1 1, 600	1 1, 600		
	2 1, 200	2 1, 200	2 1, 200		
	9 1, 800	9 1, 800	9 1, 800		
Packers.....	1 1, 600	1 1, 600	1 1, 600		
	2 1, 200	2 1, 200	2 1, 200		
Chauffeurs.....	2 1, 400	2 1, 400	2 1, 400		
Total number of employees.....	29	29	29		
01 Total personal services.....	49, 750. 00	49, 750. 00	49, 750. 00		
Supplies and materials:					
0200 Stationery and office supplies.....	2, 000. 00	2, 000. 00	658. 15		
0280 Sundry supplies.....	16, 000. 00	14, 800. 00	13, 631. 85		
02 Total supplies and materials.....	18, 000. 00	16, 800. 00	14, 290. 00		
Total.....	67, 750. 00	66, 550. 00	64, 040. 00		
<b>Labor-Saving Devices—</b> For rental, purchase, exchange, and repair of canceling machines and motors, mechanical mail-handling apparatus, and other labor-saving devices, including cost of power in rented buildings and miscellaneous expenses of installation and operation of same, including salaries of [five] seven traveling mechanics, and for traveling expenses [per diem allowance of traveling mechanics while actually traveling on official business away from their homes and their official domiciles, at a rate to be fixed by the Postmaster General, not to exceed \$4 per day] ( <i>acts Mar. 3, 1903, vol. 32, p. 1169; Mar. 2, 1926, vol. 44, p. 160</i> )				600, 000. 00	561, 000. 00
	Estimated expenditures, 1928 appropriation	Estimated expenditures, 1927 appropriation	Expended and obligated, 1926		
	<i>Average—</i> No. Salary	<i>Average—</i> No. Salary	<i>Average—</i> No. Salary		
Salaries:					
Traveling mechanics.....	7 \$2, 400	5 \$2, 400	5 \$2, 400		
Total number of employees.....	7	5	5		
01 Total salaries.....	16, 800. 00	12, 000. 00	11, 902. 50		
06 Travel expenses.....	13, 700. 00	10, 000. 00	6, 748. 28		
10 Furnishing of heat, light, power, water, and electricity.....	47, 500. 00	43, 000. 00	38, 403. 86		
11 Rents.....	118, 000. 00	105, 000. 00	92, 978. 79		
12 Repairs and alterations.....	39, 000. 00	34, 000. 00	29, 114. 12		
30 Equipment.....	365, 000. 00	340, 000. 00	352, 178. 36		
Total.....	600, 000. 00	544, 000. 00	531, 325. 91		
<b>Mail Bags and Equipment—</b> For the purchase, manufacture, and repair of mail bags and other mail containers and attachments, mail locks, keys, chains, tools, machinery, and material necessary for same, and for incidental expenses pertaining thereto; also material, machinery, and tools necessary for the manufacture and repair in the equipment shops at Washington, District of Columbia, for such other equipment for the Postal Service as may be deemed expedient; for compensation to labor employed in the equipment shops at Washington, District of Columbia, [\$2,000,000] \$1,980,000, of which not to exceed \$500,000 may be expended for personal services in the District of Columbia: <i>Provided</i> , That out of this appropriation the Postmaster General is authorized to use as much of the sum, not exceeding \$15,000, as may be deemed necessary for the purchase of material and the manufacture in the equipment shops of such small quantities of distinctive equipments as may be required by other executive departments; and for service in Alaska, Porto Rico, Philippine Islands, Hawaii, or other island possessions ( <i>acts Feb. 28, 1919; vol. 40, p. 1197; Mar. 2, 1926, vol. 44, p. 160</i> )				1, 980, 000. 00	2, 000, 000. 00



*Estimates of appropriations required for the service of the fiscal year ending June 30, 1928—Continued*

General object (title of appropriation), date of acts, references to Statutes at Large, or to Revised Statutes, and estimated amount required for each detailed object				Total amount to be appropriated under each head of appropriation	Amount appropriated for the fiscal year ending June 30, 1927
<b>Mail Bags and Equipment—Continued.</b>					
	Estimated expenditures, 1928 appropriation	Estimated expenditures, 1927 appropriation	Expended and obligated, 1926		
<b>Salaries:</b>					
Clerical, administrative, and fiscal service—					
Grade 11, \$3,800 to \$5,000; average, \$4,400—					
Administrative officer.....	No. 1 Salary \$3,800	No. 1 Salary \$3,800	No. 1 Salary \$3,800		
Grade 9, \$3,000 to \$3,600; average, \$3,300—					
Senior administrative assistant.....	1 3,000	1 3,000	1 3,000		
Grade 7, \$2,400 to \$3,000; average, \$2,700—					
Junior administrative assistant.....	1 2,600	1 2,600	1 2,600		
Assistant accountant and auditor.....	1 2,600	1 2,600	1 2,600		
Grade 5, \$1,860 to \$2,400; average, \$2,111.43—					
Senior clerk.....	1 1,860	1 1,860	1 1,860		
Grade 4, \$1,680 to \$2,040; average, \$1,860—					
Clerk.....	2 1,860	2 1,860	2 1,860		
Grade 3, \$1,500 to \$1,860; average, \$1,680—					
Assistant clerk.....	1 1,800	1 1,800	1 1,800		
Assistant clerk-stenographer.....	1 1,560	1 1,560	1 1,560		
Grade 2, \$1,320 to \$1,680; average, \$1,500—					
Junior clerks.....	2 1,560	2 1,560	2 1,560		
Grade 1, \$1,140 to \$1,500; average, \$1,320—					
Underclerk.....	1 1,140	1 1,140	1 1,140		
Subprofessional service—					
Grade 7, \$2,100 to \$2,700; average, \$2,400—					
Principal engineering draftsman.....	1 2,400	1 2,400	1 2,400		
Grade 5, \$1,680 to \$2,040; average, \$1,860—					
Engineering draftsman.....	1 1,800	1 1,800	1 1,800		
Head nurse.....	1 1,740	1 1,740	1 1,740		
Custodial service—					
Grade 4, \$1,140 to \$1,500; average, \$1,320—					
Undermechanics.....	3 1,280	3 1,280	3 1,280		
Grade 3, \$1,020 to \$1,260; average, \$1,140—					
Minor mechanics.....	3 1,120	3 1,120	3 1,120		
Senior laborers.....	29 1,183	29 1,183	29 1,183		
Messenger.....	1 1,200	1 1,200	1 1,200		
Grade 2, \$900 to \$1,140; average, \$1,020—					
Subordinate mechanics.....	59 958	59 958	67 951		
Junior laborers.....	41 966	41 966	45 971		
Clerical-mechanical service—					
Grade 4, 80 to 90 cents an hour; average, 85 cents (\$2,128.40)—					
Foremen.....	7 2,075	7 2,075	7 2,075		
Grade 3, 65 to 70 cents an hour; average, 67½ cents (\$1,690.20)—					
Principal operatives.....	42 1,701	42 1,701	42 1,701		
Assistant foremen.....	2 1,740	2 1,740	2 1,740		
Grade 2, 55 to 60 cents an hour; average, 57½ cents (\$1,439.80)—					
Senior operatives.....	12 1,423	12 1,423	12 1,423		
Grade 1, 45 to 50 cents an hour; average, 47½ cents (\$1,189.40)—					
Junior operatives.....	134 1,184	134 1,184	134 1,184		
<b>SKILLED TRADES (NOT CLASSIFIED)</b>					
Foreman.....	1 3,130	1 3,130	1 3,130		
Toolmakers.....	11 2,424	11 2,424	11 2,424		
Machinists.....	13 2,202	13 2,202	13 2,202		
Scale repairer.....	1 2,035	1 2,035	1 2,035		
Electricians.....	2 2,329	2 2,329	2 2,329		
Carpenters.....	3 2,103	3 2,103	3 2,103		
Lockmaker (expert).....	1 2,429	1 2,429	1 2,429		
Total classified employees.....	348 435,154	348 435,154	360 446,438		
Total skilled trades.....	32 73,851	32 73,851	32 73,851		
Total annual rate, personal services.....	380 509,005	380 509,005	392 520,289		
Estimated deductions.....	9,005	9,005	122,045		
01 Total personal services.....	500,000.00	500,000.00	498,243.46		
Supplies and materials:					
0246 Thread.....	37,200.00	31,000.00	30,672.91		
0282 Castings and forgings.....	21,427.00	53,288.00	51,323.08		
0292 Wire.....	5,650.00	12,703.00	17,864.63		
0292 Dials.....	2,475.00	5,520.00	5,390.00		
0292 Brass.....	17,586.00	22,476.00	30,079.60		
0295 Canvas and canvas bags.....	1,166,000.00	1,095,100.00	674,257.05		
0295 Lacing cords.....	76,000.00	69,319.00	56,239.47		
0295 Rope.....		675.00			
0297 Leather.....		1,875.00			
0299 Steel and zinc.....	112,200.00	176,100.00	125,179.85		
0299 Miscellaneous.....	28,462.00	21,944.00	22,616.19		
02 Total supplies and materials.....	1,470,000.00	1,490,000.00	1,013,652.78		
30 Equipment.....	10,000.00	10,000.00	6,622.26		
Total.....	1,980,000.00	2,000,000.00	1,518,518.50		
<p><sup>1</sup> The annual rate of \$520,289 for 1926 was only for the latter part of the year, after it became necessary to increase the force repairing bags. This accounts for the abnormally large difference between annual rate and actual expenditures.</p> <p><b>Star Route Service—</b></p> <p>For inland transportation by star routes (excepting service in Alaska), including temporary service to newly established offices, and Government-operated star-route service (R. S., 3965, 3971, 3975; act Mar. 2, 1926, vol. 44, p. 160).....</p>				\$13,400,000.00	\$13,100,000.00
07 Transportation of things (service): Expenditures—1928, \$13,400,000; 1927, \$13,100,000; 1926, \$12,893,145.19.					

## Estimates of appropriations required for the service of the fiscal year ending June 30, 1928—Continued

General object (title of appropriation), date of acts, references to Statutes at Large, or to Revised Statutes, and estimated amount required for each detailed object				Total amount to be appropriated under each head of appropriation	Amount appropriated for the fiscal year ending June 30, 1927
<b>Rural Delivery Service—</b>					
For pay of rural carriers, auxiliary carriers, substitutes for rural carriers on annual and sick leave, clerks in charge of rural stations, and tolls and ferriage, Rural Delivery Service, and for the incidental expenses thereof [\$105,600,000, of which \$350,000 shall be immediately available] (acts Mar. 3, 1893, vol. 27, p. 732; Apr. 21, 1902, vol. 32, p. 113; Mar. 2, 1907, vol. 34, p. 1215; July 28, 1916, vol. 39, p. 423; Apr. 24, 1920, vol. 41, p. 582; June 5, 1920, vol. 41 p. 1051; Feb. 28, 1925, vol. 43, pp. 1063-1064; Mar. 2, 1926, vol. 44, p. 160)-----				\$105,506,000.00	\$105,600,000.00
		Estimated expenditures, 1928 appropriation	Estimated expenditures, 1927 appropriation	Expended and obligated, 1926	
01 Personal services-----		\$105,384,000.00	\$104,558,572.00	\$103,336,356.22	
07 Transportation of things (service)-----		70,000.00	70,000.00	52,489.80	
13 Special and miscellaneous current expenses-----		52,000.00	50,000.00	45,674.07	
Total-----		105,506,000.00	104,678,572.00	103,434,520.09	
Annual salary:	Number of employees July 1, 1927	Number of employees July 1, 1928	Number of employees June 30, 1928	Number of employees July 1, 1928	
\$3,330-----	1	1	1	1	
\$3,270-----	2	2	2	2	
\$3,210-----	3	3	3	3	
\$3,150-----	2	2	2	2	
\$3,150-----	4	4	4	4	
\$3,120-----	2	1	1	1	
\$3,080-----	8	8	8	8	
\$3,060-----	7	7	7	7	
\$3,030-----	13	13	13	13	
\$3,000-----	15	15	15	15	
\$2,970-----	10	10	10	10	
\$2,940-----	26	26	26	26	
\$2,910-----	27	27	27	27	
\$2,880-----	42	42	42	42	
\$2,850-----	46	46	46	46	
\$2,820-----	73	73	73	73	
\$2,790-----	63	63	63	63	
\$2,760-----	75	75	75	75	
\$2,730-----	81	81	81	81	
\$2,700-----	85	85	85	85	
\$2,670-----	92	92	92	92	
\$2,640-----	111	111	111	111	
\$2,610-----	113	113	113	113	
\$2,600-----	27	27	27	27	
\$2,580-----	39	39	39	39	
\$2,550-----	14	14	14	14	
\$2,520-----	11	11	11	11	
\$2,490-----	20	20	20	20	
\$2,460-----	25	25	25	25	
\$2,430-----	23	23	23	23	
\$2,400-----	17	17	17	17	
\$2,370-----	24	24	24	24	
\$2,340-----	25	25	25	25	
\$2,310-----	80	80	80	80	
\$2,280-----	44	44	44	44	
\$2,250-----	50	50	50	50	
\$2,220-----	83	84	84	84	
\$2,205-----					1
\$2,190-----		108	108	108	2
\$2,175-----	1	1	1	1	
\$2,160-----	508	508	508	508	405
\$2,130-----	529	529	529	529	440
\$2,115-----	1	1	1	1	
\$2,100-----	630	629	629	629	542
\$2,085-----	1	1	1	1	
\$2,070-----	800	800	800	800	679
\$2,055-----	3	3	3	3	
\$2,040-----	1,342	1,339	1,339	1,339	1,148
\$2,025-----					1
\$2,010-----	1,838	1,836	1,836	1,836	1,695
\$1,995-----	2	2	2	2	
\$1,980-----	3,403	3,403	3,403	3,403	3,391
\$1,950-----	4,206	4,202	4,202	4,202	4,151
\$1,935-----	2	2	2	2	
\$1,920-----	4,875	4,874	4,874	4,874	4,980
\$1,905-----	3	3	3	3	
\$1,890-----	4,974	4,974	4,974	4,974	5,015
\$1,875-----	6	6	6	6	
\$1,860-----	5,043	5,041	5,041	5,041	5,269
\$1,845-----	2	2	2	2	
\$1,830-----	5,168	5,167	5,167	5,167	5,425
\$1,815-----	1	1	1	1	
\$1,800-----	2,974	2,973	2,973	2,973	3,168
\$1,728-----	3,487	3,486	3,486	3,486	3,742
\$1,620-----	1,737	1,737	1,737	1,737	1,886
\$1,440-----	721	721	721	721	774
\$1,260-----	462	461	461	461	488
\$1,080-----	360	363	363	363	375
\$1,008-----	309	309	309	309	308
\$936-----	223	222	222	222	225
\$864-----	101	101	101	101	94
\$792-----	33	33	33	33	37
\$720-----	4	4	4	4	5
Total regular employees-----	45,177	45,202	45,185	45,053	
Annual leave, average number-----	1,807	1,808	1,807	1,802	
Sick leave, average number-----	509	510	510	509	
Station clerks, average number-----	160	156	150	146	
Total-----	47,553	47,676	47,652	47,510	

*Estimates of appropriations required for the service of the fiscal year ending June 30, 1928—Continued*

General object (title of appropriation), date of acts, references to Statutes at Large, or to Revised Statutes, and estimated amount required for each detailed object	Total amount to be appropriated under each head of appropriation	Amount appropriated for the fiscal year ending June 30, 1927
<i>Travel Expenses, etc., Fourth Assistant Postmaster General—</i> For travel and miscellaneous expenses in the Postal Service, office of the Fourth Assistant Postmaster General ( <i>R. S. 4019; act Mar. 2, 1926, vol. 44, p. 161</i> )-----	\$1,000.00	\$1,000.00
06 Travel expenses: Expenditures--1928, \$1,000; 1927, \$1,000; 1926, \$151.25.		
Total-----	124,329,750.00	124,179,450.00
If the revenues of the Post Office Department shall be insufficient to meet the appropriations made under Title II of this act, a sum equal to such deficiency in the revenues of such department is hereby appropriated, to be paid out of any money in the Treasury not otherwise appropriated, to supply such deficiency in the revenues of the Post Office Department for the fiscal year ending June 30, [1927] 1928, and the sum needed may be advanced to the Post Office Department upon requisition of the Postmaster General.		
Total, field service, Post Office Department-----	754,320,023.00	735,258,331.00
Deduct indefinite items for 1928 and 1927, not included in appropriation act-----	220,000.00	220,000.00
Net total, field service, Post Office Department-----	754,100,023.00	735,038,331.00
Total under Post Office Department-----	757,969,115.00	738,805,303.00



# ESTIMATES OF APPROPRIATIONS REQUIRED FOR THE SERVICE OF THE FISCAL YEAR ENDING JUNE 30, 1928

General object (title of appropriation), date of acts, references to Statutes at Large, or to Revised Statutes, and estimated amount required for each detailed object	Total amount to be appropriated under each head of appropriation	Amount appropriated for the fiscal year ending June 30, 1927
--	--	--

## CHAPTER X.—DEPARTMENT OF STATE

### OFFICE OF SECRETARY OF STATE

#### Salaries, Department of State—

Salaries: For Secretary of State, \$15,000; Undersecretary of State, and other personal services in the District of Columbia in accordance with the classification act of 1923, including temporary employees, **[\$1,054,600]** \$1,074,600; in all, **[\$1,069,600]** \$1,089,600: *Provided*, That in expending appropriations or portions of appropriations, contained in this act, for the payment for personal services in the District of Columbia in accordance with the classification act of 1923, the average of the salaries of the total number of persons under any grade in any bureau, office, or other appropriation unit shall not at any time exceed the average of the compensation rates specified for the grade by such act, and in grades in which only one position is allocated the salary of such position shall not exceed the average of the compensation rates for the grade except that in unusually meritorious cases of one position in a grade advances may be made to rates higher than the average of the compensation rates of the grade but not more often than once in any fiscal year and then only to the next higher rate: *Provided*, That this restriction shall not apply (1) to grades 1, 2, 3, and 4 of the clerical-mechanical service, or (2) to require the reduction in salary of any person whose compensation was fixed as of July 1, 1924, in accordance with the rules of section 6 of such act, (3) to require the reduction in salary of any person who is transferred from one position to another position in the same or different grade in the same or a different bureau, office, or other appropriation unit, or (4) to prevent the payment of a salary under any grade at a rate higher than the maximum rate of the grade when such higher rate is permitted by the classification act of 1923, and is specifically authorized by other law (*acts Mar. 4, 1925, vol. 43, p. 1301; Apr. 29, 1926, vol. 44, p. 530*)

\$1, 089, 600. 00

\$1, 069, 600. 00

	Estimated expenditures, 1928 appropriation		Estimated expenditures, 1927 appropriation		Expended and obligated, 1926	
	No.	Average—Salary	No.	Average—Salary	No.	Average—Salary
Departmental service:						
Salaries—						
Professional and scientific service—						
Grade 6, \$6,000 to \$7,500; average, \$6,750—	1	\$6,000	1	\$6,000		
Chief economic analyst.....	6	5,600	6	5,600	5½	\$5,550
Grade 5, \$5,200 to \$6,000; average, \$5,600—	3	5,333	2	5,400	2	5,600
Senior attorneys.....	5	4,160	4	4,250	2½	4,132
Senior economic analysts.....	5	3,960	4	4,000	6½	4,066
Grade 4, \$3,800 to \$5,000; average, \$4,400—	1	4,000	1	4,000	1	3,883
Economic analysts.....	4	3,275	4	3,275	3½	3,055
Attorneys.....	12	3,208	12	3,208	10½	3,189
Scientist.....	1	3,000	1	3,000	1	3,000
Grade 3, \$3,000 to \$3,600; average, \$3,300—						
Associate economic analysts.....	2	2,900	2	2,900	2½	2,901
Associate attorneys.....	3	2,633	3	2,633	5½	2,094
Associate librarian.....	1	2,400				
Grade 2, \$2,400 to \$3,000; average, \$2,700—						
Assistant economic analysts.....	2	2,400	2	2,400	1	2,400
Assistant attorneys.....	3	1,880	3	1,880	1½	1,893
Assistant scientist.....	2	1,860	2	1,860	1½	1,853
Assistant librarians.....						
Grade 1, \$1,860 to \$2,400; average, \$2,111.42—						
Junior attorneys.....	1	1,680	1	1,680	1½	1,637
Junior librarians.....	1	1,500	1	1,500	1	1,450
Subprofessional service—						
Grade 5, \$1,680 to \$2,040; average, \$1,860—						
Library assistant.....	1	1,320	1	1,320	1	1,364
Grade 4, \$1,500 to \$1,860; average, \$1,680—						
Junior library assistant.....	1	1,260				
Grade 3, \$1,320 to \$1,680; average, \$1,500—						
Underlibrary assistant.....						
Grade 1, \$900 to \$1,260; average, \$1,080—						
Library aid.....					1	830

## Estimates of appropriations required for the service of the fiscal year ending June 30, 1928—Continued

General object (title of appropriation), date of acts, references to Statutes at Large, or to Revised Statutes, and estimated amount required for each detailed object				Total amount to be appropriated under each head of appropriation	Amount appropriated for the fiscal year ending June 30, 1927
<b>Salaries, Department of State—Continued.</b>					
<b>Departmental service—Continued.</b> <b>Salaries—Continued.</b> <b>Clerical, administrative, and fiscal service—</b> Grade 14, \$7,500 and over— Secretary..... Special executive officers..... Grade 12, \$5,200 to \$6,000; average, \$5,600— Senior administrative officer..... Grade 11, \$3,800 to \$5,000; average, \$4,400— Administrative officers..... Grade 10, \$3,300 to \$3,900; average, \$3,600— Junior administrative officers..... Grade 9, \$3,000 to \$3,600; average, \$3,300— Senior administrative assistants..... Grade 8, \$2,700 to \$3,300; average, \$3,000— Administrative assistants..... Grade 7, \$2,400 to \$3,000; average, \$2,700— Junior administrative assistants..... Assistant business specialist..... Grade 6, \$2,100 to \$2,700; average, \$2,400— Principal clerks..... Principal translators..... Grade 5, \$1,860 to \$2,400; average, \$2,111.42— Senior clerks..... Senior clerk-stenographers..... Grade 4, \$1,680 to \$2,040; average, \$1,860— Clerks..... Clerk-stenographers..... Principal stenographers..... Translator..... Grade 3, \$1,500 to \$1,860; average, \$1,680— Assistant clerks..... Assistant clerk-stenographers..... Senior stenographers..... Assistant office draftsman..... Senior operators, office devices..... Grade 2, \$1,320 to \$1,680; average, \$1,500— Junior clerks..... Junior stenographers..... Junior clerk-stenographers..... Junior clerk-typists..... Senior typists..... Junior operator, office devices..... Grade 1, \$1,140 to \$1,500; average, \$1,320— Underclerks..... Underclerk-typist..... Junior typists..... Underoperators, office devices..... <b>Custodial service:</b> Grade 6, \$1,500 to \$1,860; average, \$1,680— Mechanic..... Grade 4, \$1,140 to \$1,500; average, \$1,320— Head messenger..... Undermechanic..... Grade 3, \$1,020 to \$1,260; average, \$1,140— Messengers..... Minor mechanics..... Senior laborers..... Grade 2, \$900 to \$1,140; average, \$1,020— Junior laborers..... Grade 1, \$600 to \$780; average, \$690— Junior messenger..... Total number of employees..... Total salaries, departmental service.....					
	Estimated expenditures, 1928 appropriation	Estimated expenditures, 1927 appropriation	Expended and obligated, 1926		
	Average— No. Salary	Average— No. Salary	Average— No. Salary		
	1 \$15,000	1 \$15,000	1 \$15,000		
	5 7,500	5 7,500	4½ 7,482		
	1 5,600	1 5,600	1 5,367		
	8 4,225	8 4,225	7½ 4,137		
	3 3,533	3 3,533	2½ 3,604		
	7 3,128	7 3,128	7½ 3,102		
	5 3,000	5 3,000	5½ 2,928		
	12 2,575	12 2,575	10½ 2,602		
	1 2,800	1 2,800	½ 2,800		
	12 2,208	12 2,208	12½ 2,195		
	2 2,300	2 2,300	2 2,300		
	49 1,969	47 1,974	45½ 1,985		
	10 1,912	10 1,912	8½ 1,916		
	63 1,741	63 1,741	57½ 1,735		
	2 1,830	2 1,830	2 1,817		
	2 1,830	2 1,830	2½ 1,800		
	1 1,680	1 1,680	1 1,680		
	88 1,558	85 1,560	83½ 1,570		
	15 1,652	15 1,652	17½ 1,643		
	31 1,552	31 1,552	29½ 1,557		
	1 1,740	1 1,740	1 1,740		
	2 1,530	2 1,530	2 1,517		
	53 1,369	53 1,369	54 1,376		
	38 1,337	38 1,337	36½ 1,322		
	2 1,440	2 1,440	1 1,415		
	3 1,320	3 1,320	2 1,320		
	9 1,380	9 1,380	6½ 1,363		
	1 1,380	1 1,380	1 1,380		
	24 1,218	24 1,218	34½ 1,240		
	1 1,380	1 1,380	1½ 1,235		
	2 1,140	2 1,140	3 1,261		
	3 1,300	3 1,300			
	1 1,500	1 1,500	1 1,500		
	1 1,500	1 1,500	1 1,500		
	1 1,320	1 1,320	1 1,320		
	45 1,059	45 1,059	45½ 1,051		
	4 1,065	4 1,065	4 1,056		
	4 1,020	4 1,020	4 1,020		
	6 920	6 920	6½ 850		
			½ 637		
	573 1,089,600.00	564 1,066,049.00	555½ 1,040,999.71		
01					
<b>Contingent Expenses, Department of State—</b>					
For contingent and miscellaneous expenses, including stationery, furniture, fixtures, typewriters, exchange of same, repairs and material for repairs; books, maps, and periodicals, domestic and foreign, for the library, not exceeding \$4,000; newspapers not exceeding \$700, for which payment may be made in advance; maintenance, repair, and storage of motor-propelled vehicles, to be used only for official purposes; [automobile for the Secretary of State;] automobile mail wagons, including storage, repair, and exchange of same; street-car fare not exceeding \$150; and other miscellaneous items not included in the foregoing ( <i>act Apr. 29, 1926, vol. 44, p. 330</i> )-----				\$43,605.00	\$46,340.00

*Estimates of appropriations required for the service of the fiscal year ending June 30, 1928—Continued*

General object (title of appropriation), date of acts, references to Statutes at Large, or to Revised Statutes, and estimated amount required for each detailed object				Total amount to be appropriated under each head of appropriation	Amount appropriated for the fiscal year ending June 30, 1927
<i>Contingent Expenses, Department of State—Continued.</i>					
	Estimated expenditures, 1928 appropriation	Estimated expenditures, 1927 appropriation	Expended and obligated, 1926		
Supplies and materials:					
0200 Supplies and materials.....	\$11,000.00	\$12,000.00	\$10,771.07		
0205 Cleaning.....	250.00	200.00	232.43		
0222 Newspapers and periodicals.....	700.00	700.00	923.43		
0223 Maps and geographies.....	100.00	150.00	.....		
0224 Commercial reference books.....	.....	50.00	.....		
0236 Gasoline and oils.....	900.00	900.00	798.67		
0280 Sundry supplies.....	151.00	75.00	141.17		
0280 Tires and tubes.....	500.00	350.00	531.41		
0284 Ice.....	700.00	800.00	639.70		
02 Total supplies and materials.....	14,301.00	15,225.00	14,037.98		
04 Storage of Secretary's car.....	240.00	240.00	226.67		
Communication service:					
0500 Telegraph service.....	600.00	500.00	590.79		
0510 Telephone service.....	6,100.00	6,100.00	5,695.69		
0520 Other communication service (dictograph).....	500.00	1,000.00	275.71		
05 Total communication service.....	7,200.00	7,600.00	6,562.19		
06 Street-car fare and cab hire.....	100.00	100.00	40.00		
07 Freight and express.....	200.00	25.00	1,260.22		
08 Engraving die plate.....	50.00	50.00	.....		
Repairs and alterations:					
1280 Repair to furniture and fixtures.....	250.00	500.00	197.48		
Typewriter parts.....	200.00	200.00	110.79		
Repairs to auto and trucks.....	500.00	500.00	1,478.87		
12 Total repairs and alterations.....	950.00	1,200.00	1,787.14		
Special and miscellaneous expenses:					
1373 Laundry of towels.....	150.00	200.00	131.05		
1374 Cleaning of rugs.....	100.00	100.00	.....		
1376 Care of clocks.....	25.00	50.00	.....		
13 Total special and miscellaneous expenses.....	275.00	350.00	131.05		
Equipment:					
3002 One car for use of Cabinet officer.....	.....	5,000.00	.....		
One mail truck.....	678.50	.....	.....		
3010 Furniture and fixtures.....	13,280.50	11,200.00	14,686.91		
3017 Typewriters.....	1,500.00	1,500.00	1,456.79		
3021 Books (including current books, reference books, annuals, documents, and \$3,000 for solicitor's library).....	3,800.00	3,800.00	3,032.06		
3050 Floor coverings.....	1,000.00	.....	.....		
3053 Equipment, brief cases.....	50.00	50.00	32.00		
30 Total equipment.....	20,289.00	21,550.00	19,207.76		
Total.....	43,605.00	46,340.00	43,253.01		
<i>Printing and Binding, Department of State—</i>					
For all printing and binding in the Department of State, including all of its bureaus, offices, institutions, and services located in Washington, District of Columbia, and elsewhere (acts Feb. 20, 1923, vol. 43, p. 1279; Apr. 29, 1926, vol. 44, p. 330).....				\$190,000.00	\$161,500.00
	Estimated expenditures, 1928 appropriation	Estimated expenditures, 1927 appropriation	Expended and obligated, 1926		
Printing and binding:					
0200 Stationery.....	\$13,021.43	\$19,357.43	\$5,906.61		
0800 Printing and binding.....	173,728.57	137,942.57	124,247.20		
0810 Lithographing, engraving, and engrossing.....	3,000.00	4,000.00	6,776.00		
0830 Photographing and making photographs and prints.....	250.00	200.00	100.00		
08 Total printing and binding.....	190,000.00	161,500.00	140,029.81		

*Estimates of appropriations required for the service of the fiscal year ending June 30, 1928—Continued*

General object (title of appropriation), date of acts, references to Statutes at Large, or to Revised Statutes, and estimated amount required for each detailed object				Total amount to be appropriated under each head of appropriation	Amount appropriated for the fiscal year ending June 30, 1927
<b>Passport Bureaus, Department of State—</b> For salaries and expenses of maintenance, including rent outside the District of Columbia, of passport bureaus at New York City, New York; San Francisco, California; Chicago, Illinois; Seattle, Washington; New Orleans, Louisiana; and Boston, Massachusetts ( <i>act Apr. 29, 1926, vol. 44, p. 331</i> )				\$63,000.00	\$63,000.00
	Estimated expenditures, 1928 appropriation	Estimated expenditures, 1927 appropriation	Expended and obligated, 1926		
Field service:					
Salaries and wages—	<i>Average—</i>	<i>Average—</i>	<i>Average—</i>		
Salary range, \$2,700 to \$3,300; average, \$3,000—	No. Salary	No. Salary	No. Salary		
Passport agents.....	6 \$3,000	6 \$3,000	6 \$2,875		
Salary range, \$1,860 to \$2,400; average, \$2,111—					
Assistant passport agents.....	5 2,150	5 2,150	5 2,048		
Clerks.....	5 1,860	4 1,860	4 1,860		
Salary range, \$1,500 to \$1,860; average, \$1,680—					
Clerks.....	5 1,692	5 1,692	5 1,632		
Salary range, \$1,140 to \$1,500; average, \$1,320—					
Clerks.....	1 1,320	2 1,380	1 1,200		
Salary range, \$900 to \$1,140; average, \$1,020—					
Messenger.....	1 1,080	1 1,080	1 960		
Total average number of employees.....	23	23	22		
Total salaries and wages, field service.....	48,910.00	48,490.00	45,250.00		
Temporary employees.....	7,300.00	7,300.00	6,336.23		
01 Total personal services.....	56,210.00	55,790.00	51,586.23		
Supplies and materials:					
0200 Rubber stamps.....	21.00	21.00	23.25		
0200 Stationery and supplies.....	1,104.00	1,104.00	443.04		
0284 Ice.....	60.00	60.00	40.25		
02 Total supplies and materials.....	1,185.00	1,185.00	506.54		
Communication service:					
0500 Telegraph service.....	15.00	15.00	10.00		
0510 Telephone service.....	1,018.00	1,018.00	1,007.00		
0520 Postage service.....	335.00	335.00	280.15		
05 Total communication service.....	1,368.00	1,368.00	1,297.15		
07 Transportation of things.....	90.00	90.00	89.19		
10 Furnishing of light.....	30.00	30.00	28.74		
11 Rent.....	3,078.00	3,078.00	3,078.00		
12 Repairs.....	75.00	75.00	53.89		
13 Special and miscellaneous.....	84.00	84.00	71.80		
Equipment:					
3010 Furniture and fixtures.....	250.00	500.00	575.91		
3017 Typewriters and office machines.....	630.00	800.00	274.60		
30 Total equipment.....	880.00	1,300.00	850.51		
Total.....	63,000.00	63,000.00	57,561.05		
<b>Collection and Editing of Official Papers of the Territories of the United States now in National Archives—</b> For the expenses of collecting, editing, copying, and arranging for publication the official papers of the Territories of the United States, including personal services in the District of Columbia, as provided for by the act approved March 3, 1925 ( <i>acts Mar. 3, 1925, vol. 43, p. 1104; Apr. 29, 1926, vol. 44, p. 331</i> )				20,000.00	20,000.00
	Estimated expenditures, 1928 appropriation	Estimated expenditures, 1927 appropriation	Expended and obligated, 1926		
Field service:					
Salaries and wages—	<i>Average—</i>	<i>Average—</i>	<i>Average—</i>		
Salary range, \$3,800 to \$5,000; average, \$4,400—	No. Salary	No. Salary	No. Salary		
Senior editor.....	1 \$5,000	1 \$5,000			
Salary range, \$3,000 to \$3,600; average, \$3,300—					
Editors.....	2 3,000	2 3,000			
Salary range, \$1,320 to \$1,680; average, \$1,500—					
Clerks.....	5 1,320	5 1,320			
01 Total salaries and wages, field service.....	8 17,600	8 17,600			
13 Special and miscellaneous expenses.....	2,400	2,400			
Total.....	20,000	20,000			
<b>Total, Department of State, salaries, contingent expenses, passport bureaus, printing and binding, and editing Territorial papers.....</b>				1,406,205.00	1,360,440.00



*Estimates of appropriations required for the service of the fiscal year ending June 30, 1928—Continued*

General object (title of appropriation), date of acts, references to Statutes at Large, or to Revised Statutes, and estimated amount required for each detailed object	Total amount to be appropriated under each head of appropriation	Amount appropriated for the fiscal year ending June 30, 1927
FOREIGN INTERCOURSE		
Salaries of Ambassadors and Ministers—		
Ambassadors extraordinary and plenipotentiary to Argentina, Brazil, Chile, Cuba, France, Germany, Great Britain, Italy, Japan, Mexico, Peru, Spain, and Turkey, at \$17,500 each, \$227,500: <i>Provided</i> , That so much as may be necessary of the amount herein appropriated for the salary of an ambassador to Turkey shall be available for the salary of an envoy extraordinary and minister plenipotentiary to Turkey at \$12,000 per annum in the event that the President should appoint a diplomatic representative of that grade ( <i>R. S.</i> , p. 293, sec. 1675; <i>acts Mar. 1, 1893, vol. 27, p. 497; Mar. 2, 1909, vol. 35, p. 672; Sept. 4, 1913, vol. 38, p. 110; May 16, 1914, vol. 38, p. 378; Apr. 29, 1926, vol. 44, p. 331</i> )-----	\$227, 500. 00	
For ambassador extraordinary and plenipotentiary to Belgium and envoy extraordinary and minister plenipotentiary to Luxemburg ( <i>acts Sept. 29, 1919, vol. 41, p. 291; Apr. 29, 1926, vol. 44, p. 331</i> )-----	17, 500. 00	
Envoys extraordinary and ministers plenipotentiary to China and the Netherlands, at \$12,000 each ( <i>act Apr. 29, 1926, vol. 44, p. 331</i> )-----	24, 000. 00	
Envoys extraordinary and ministers plenipotentiary to Albania, Austria, Bolivia, Bulgaria, Czechoslovakia, Colombia, Costa Rica, Denmark, Dominican Republic, Ecuador, Egypt, <i>Ethiopia</i> , Finland, Greece, Guatemala, Haiti, Honduras, Hungary, Nicaragua, Norway, Panama, Paraguay, Persia, Poland, Portugal, Rumania, Salvador, Siam, Sweden, Switzerland, Uruguay, and Venezuela, at \$10,000 each; to the Serbs, Croats, and Slovenes, \$10,000; and to Esthonia, Latvia, and Lithuania, \$10,000; in all [ <i>\$330,000</i> ] ( <i>acts Dec. 6, 1913, vol. 38, p. 241; Apr. 29, 1926, vol. 44, p. 331</i> )-----	340, 000. 00	
Minister resident and consul general to Liberia ( <i>R. S.</i> , p. 295, sec. 1683; <i>act Apr. 29, 1926, vol. 44, p. 331</i> )-----	5, 000. 00	
Agent and consul general at Tangier ( <i>act Apr. 29, 1926, vol. 44, p. 331</i> )-----	7, 500. 00	
<i>Provided</i> , That no salary herein appropriated shall be paid to any official receiving any other salary from the United States Government.		
Total, ambassadors and ministers-----	\$621, 500. 00	\$611, 500. 00
	</	

*Estimates of appropriations required for the service of the fiscal year ending June 30, 1928—Continued*

General object (title of appropriation), date of acts, references to Statutes at Large, or to Revised Statutes, and estimated amount required for each detailed object				Total amount to be appropriated under each head of appropriation	Amount appropriated for the fiscal year ending June 30, 1927
<i>Clerks at Embassies and Legations—Continued.</i>					
	Estimated expenditures, 1928 appropriation	Estimated expenditures, 1927 appropriation	Expended and obligated, 1926		
Field service:					
Salaries and wages—	<i>Average—</i>	<i>Average—</i>	<i>Average—</i>		
Salary range, \$3,000 to \$3,600; average, \$3,300—	<i>No. Salary</i>	<i>No. Salary</i>	<i>No. Salary</i>		
Clerks.....	15 \$3,000	15 \$3,000	14½ \$3,000		
Salary range, \$2,700 to \$3,300; average, \$3,000—					
Clerks.....	10 2,750	10 2,750	9½ 2,750		
Salary range, \$2,400 to \$3,000; average, \$2,700—					
Clerks.....	36 2,497	34 2,497	33 2,497		
Salary range, \$2,100 to \$2,700; average, \$2,400—					
Clerks.....	30 2,245	30 2,245	28½ 2,245		
Salary range, \$1,800 to \$2,400; average, \$2,100—					
Clerks.....	64 1,903	64 1,903	63½ 1,910		
Salary range, \$1,500 to \$1,800; average, \$1,650—					
Clerks.....	2 1,500	2 1,500	1½ 1,500		
Salary range, \$1 to \$1,100; average, \$500—					
Clerks.....	7 503	7 503	6 435		
Additional compensation for clerks in China <sup>1</sup> .....	5,300	4,500	4,500		
01 Total number of employees.....	164	162	156½		
Total salaries.....	360,000.00	355,000.00	346,431.34		
Difference between 1928 and 1927 due to increase in salaries.....					
<sup>1</sup> China having a silver exchange, clerks in this country are, in accordance with local custom, given additional compensation based on the fluctuation of exchange with reference to a fixed rate. This is for the purpose of stabilizing their compensation to conform to local silver exchange.					
<i>Salaries, Interpreters to Embassies and Legations—</i>					
Interpreter to legation and consulate general to Persia ( <i>act Apr. 29, 1926, vol. 44, p. 332</i> ).....				\$2,000.00	
Interpreter to legation and consulate general to Bangkok, Siam [ <i>\$2,500</i> ] ( <i>same act</i> ).....				3,000.00	
For the payment of cost of tuition of Foreign Service officers assigned for [ <i>language study in China, Japan, and Turkey, the study of the languages of Asia and Eastern Europe, at the rate of \$350 per annum each (same act)</i> ].....				2,800.00	
				\$7,800.00	\$7,300.00
	Estimated expenditures, 1928 appropriation	Estimated expenditures, 1927 appropriation	Expended and obligated, 1926		
	<i>Average—</i>	<i>Average—</i>	<i>Average—</i>		
	<i>No. Salary</i>	<i>No. Salary</i>	<i>No. Salary</i>		
Salaries to interpreters.....	1 \$3,000	1 \$2,500	1 \$2,500		
Do.....	1 2,000	1 2,000	1 2,000		
01 Total salaries.....	2 5,000	2 4,500	2 4,500		
22 Grants, subsidies, and contributions: Tuition of foreign service officers assigned for language study.....	2,800	2,800	1,250		
Total.....	7,800	7,300	5,750		
<i>Quarters for Student Interpreters at Embassies—</i>					
For rent of quarters for Foreign Service officers assigned for language study in Japan and Turkey ( <i>acts May 24, 1924, vol. 43, p. 140; Apr. 29, 1926, vol. 44, p. 332</i> ).....				1,800.00	1,800.00
11 Rents: Expenditures—1926, \$1,800; 1927, \$1,800; 1928, \$1,350.					

*Estimates of appropriations required for the service of the fiscal year ending June 30, 1928—Continued*

General object (title of appropriation), date of acts, references to Statutes at Large, or to Revised Statutes, and estimated amount required for each detailed object	Total amount to be appropriated under each head of appropriation	Amount appropriated for the fiscal year ending June 30, 1927
<b>Contingent Expenses, Foreign Missions—</b> To enable the President to provide, at the public expense, all such stationery, blanks, records, and other books, seals, presses, flags, and signs as he shall think necessary for the several embassies and legations in the transaction of their business, and also for rent, repairs, <i>including alterations and structural changes in the Government-owned buildings in Tangier, Morocco</i> , postage, telegrams, advertising, ice, and drinking water for office purposes, hire of motor-propelled or horse-drawn passenger-carrying vehicles, and purchase, maintenance, operation, and hire of other passenger-carrying vehicles, uniforms, furniture, household furniture and furnishings not to exceed \$25,000, typewriters and exchange of same, messenger service, operation and maintenance of launch for embassy at Constantinople not exceeding \$2,500, compensation of kavasses, guards, dragomans, porters, interpreters and translators, compensation of agents and employees of and rent and other expenses for dispatch agencies at London, New York, San Francisco, Seattle, and New Orleans, traveling expenses of diplomatic and Foreign Service officers, including attendance at trade and other conferences or congresses under orders of the Secretary of State as authorized by section 14 of the act approved May 24, 1924, miscellaneous expenses of embassies and legations, and for loss on bills of exchange to and from embassies and legations, including such loss on bills of exchange to officers of the United States Court for China, and payment in advance of subscriptions for newspapers (foreign and domestic), rent, telephone, and other similar services under this appropriation is hereby authorized, <b>[\$740,500] \$762,500: Provided</b> , That no part of this sum appropriated for contingent expenses, foreign missions, shall be expended for salaries or wages of persons ( <i>except interpreters, translators, and messengers</i> ) not American citizens performing clerical services, whether officially designated as clerks or not, in any foreign mission ( <i>R. S., p. 810, sec. 1748; act Apr. 29, 1926, vol. 44, p. 332</i> )	\$762, 500. 00	\$740, 500. 00

	Estimated expenditures, 1928 appropriation	Estimated expenditures, 1927 appropriation	Expended and obligated, 1926
<b>Field service:</b>			
Salaries and wages—			
Salary range, \$3,300 to \$3,900; average, \$3,600—			
Special archive collators.....	No. 2 Salary \$3,500	No. 2 Salary \$3,500	No. 2 Salary \$3,500
Salary range, \$2,400 to \$3,000; average, \$2,700—			
Dispatch agent.....	1 3,000	1 3,000	1 3,000
Clerk to dispatch agent.....	1 2,400	1 2,400	1 2,400
Interpreters and translators.....	7 2,529	7 2,529	7 2,529
Salary range, \$1,860 to \$2,400; average, \$2,130—			
Dispatch agent.....	1 2,000	1 2,000	1 2,000
Couriers.....	2 2,200	2 2,200	2 2,200
Interpreters and translators.....	4 2,062	4 2,062	3 2,000
Messengers.....	2 2,000	2 2,000	2 2,000
Salary range, \$1,500 to \$1,800; average, \$1,650—			
Clerks to dispatch agents.....	2 1,770	2 1,770	2 1,770
Interpreters and translators.....	3 1,700	3 1,700	3 1,700
Messengers.....	6 1,650	6 1,650	6 1,650
Salary range, \$1,140 to \$1,500; average, \$1,320—			
Interpreters and translators.....	5 1,240	5 1,240	5 1,240
Clerk to dispatch agents.....	1 1,200	1 1,200	1 1,200
Messengers.....	5 1,235	5 1,235	1 1,235
Salary range, \$1 to \$1,000—			
Dispatch agent.....	1 1,000	1 1,000	1 1,000
Clerks to dispatch agents.....	3 890	3 890	3 890
Translators-guard, dragomans, kavasses, messengers, etc.....	330 388	330 388	330 388
Total average number of employees.....	376	376	375
01 Total salaries and wages, field service.....	212, 500. 00	212, 500. 00	211, 903. 71
Supplies and materials:			
0200 Stationery and supplies.....	7, 000. 00	7, 000. 00	7, 024. 01
0201 Cleaning and toilet supplies.....	4, 900. 00	4, 900. 00	4, 881. 62
0220 Scientific and educational supplies, newspapers.....	11, 000. 00	11, 000. 00	11, 229. 25
0230 Fuel.....	20, 500. 00	20, 500. 00	20, 207. 93
0240 Uniforms.....	4, 400. 00	4, 400. 00	4, 365. 81
0254 Ice.....	2, 000. 00	2, 000. 00	2, 026. 42
0255 Flags and flagstaffs, etc.....	150. 00	150. 00	151. 28
0256 Packing cases.....	350. 00	350. 00	337. 30
02 Total supplies and materials.....	50, 300. 00	50, 300. 00	50, 223. 62
Communication service:			
0500 Telegraph service.....	135, 000. 00	135, 000. 00	128, 362. 90
0510 Telephone service.....	11, 100. 00	11, 100. 00	11, 054. 18
0520 Other communication service—postage, post-office boxes.....	8, 200. 00	8, 200. 00	8, 141. 29
05 Total communication service.....	154, 300. 00	154, 300. 00	147, 558. 37

*Estimates of appropriations required for the service of the fiscal year ending June 30, 1928—Continued*

General object (title of appropriation), date of acts, references to Statutes at Large, or to Revised Statutes, and estimated amount required for each detailed object				Total amount to be appropriated under each head of appropriation	Amount appropriated for the fiscal year ending June 30, 1927
<b>Contingent Expenses, Foreign Missions—Continued.</b>					
	Estimated expenditures, 1928 appropriation	Estimated expenditures, 1927 appropriation	Expended and obligated, 1926		
<b>Travel expenses:</b>					
0600 Transportation.....	\$41,000.00	\$41,000.00	\$36,359.71		
0610 Local transportation.....	13,000.00	13,000.00	13,275.08		
06 Total travel expenses.....	54,000.00	54,000.00	49,634.79		
07 Transportation of things.....	10,000.00	10,000.00	9,347.35		
08 Engraving seals and passports.....	2,200.00	2,200.00	2,268.74		
09 Advertising and publication of notices.....	100.00	100.00	25.04		
10 Furnishing of heat, light, and water.....	21,000.00	21,000.00	20,739.63		
11 Rent.....	130,000.00	130,000.00	115,252.88		
<b>Repairs and alterations:</b>					
1200 Repairs to buildings.....	55,000.00	33,000.00	37,901.07		
1280 Repairs to furniture and fixtures.....	10,100.00	10,100.00	7,303.91		
12 Total repairs and alterations.....	65,100.00	43,100.00	45,204.98		
<b>Special and miscellaneous:</b>					
1320 Loss by exchange.....	11,000.00	11,000.00	9,463.93		
1380 Taxes and rates.....	3,000.00	3,000.00	2,812.88		
1373 Laundry.....			21.00		
13 Total special and miscellaneous current expenses.....	14,000.00	14,000.00	12,297.81		
<b>Equipment:</b>					
3010 Furniture, furnishings, and fixtures.....	35,000.00	35,000.00	34,354.79		
3017 Typewriters.....	5,000.00	5,000.00	4,833.25		
3021 Educational supplies, books.....	2,000.00	2,000.00	1,064.73		
Miscellaneous.....	7,000.00	7,000.00	6,426.21		
3053 Transporting equipment.....			125.73		
30 Total equipment.....	49,000.00	49,000.00	46,804.71		
Total.....	782,500.00	740,500.00	712,297.92		
<b>Rent of Grounds, Embassy at Tokyo, Japan—</b>					
For annual ground rent of the embassy at Tokyo, Japan, for the year ending March 15, [1927] 1928 (act Apr. 29, 1926, vol. 44, p. 332).....				\$250.00	\$250.00
11 Ground rent for embassy at Tokyo: Expenditures—1928, \$250; 1927, \$250; 1926, \$250.					
<b>Diplomatic and Consular Establishments, Tokyo, Japan—</b>					
For the acquisition in Tokyo, Japan, of additional land adjoining the site of the former American Embassy and such other land as may be necessary, and the construction thereon of suitable buildings for the use of the diplomatic and consular establishments of the United States, the said buildings to include residences for the diplomatic and consular representatives, and the furnishing of the same, as provided in the act entitled "An act to authorize the Secretary of State to enlarge the site and erect buildings thereon for the use of the diplomatic and consular establishments of the United States in Tokyo, Japan," approved February 21, 1925, [\$400,000] \$100,000: <i>Provided</i> , That the unexpended balance of the appropriation of \$280,000, and the unexpended balance of the appropriation of \$400,000 for the acquisition of diplomatic and consular establishments, Tokyo, Japan, contained in the "second deficiency act, fiscal year 1925," approved March 4, 1925, and the act approved April 29, 1926, respectively, shall remain available until June 30, [1927] 1928: <i>Provided further</i> , That within the limit of cost fixed by the act of February 21, 1925, for the acquisition of land, construction of buildings, and furnishing of same, the Secretary of State is authorized to enter into contracts for the construction of the buildings authorized by the act (acts Feb. 21, 1925, vol. 43, p. 961; Apr. 29, 1926, vol. 44, p. 333).....				100,000.00	400,000.00
	Estimated expenditures, 1928 appropriation	Estimated expenditures, 1927 appropriation	Expended and obligated, 1926		
<b>Personal services:</b>					
01 Clerk of the works, engineer.....	\$9,000	\$9,000			
0150 Architect's fee.....	24,000	24,000	\$12,000		
01 Total personal services.....	33,000	33,000	12,000		
08 Travel expenses.....			7,000		
31 Land and interests in land.....			112,802		
32 Structures and parts.....	367,000	315,198			
Total.....	400,000	348,198	131,802		

*Estimates of appropriations required for the service of the fiscal year ending June 30, 1928—Continued*

General object (title of appropriation), date of acts, references to Statutes at Large, or to Revised Statutes, and estimated amount required for each detailed object

Total amount to be appropriated under each head of appropriation

Amount appropriated for the fiscal year ending June 30, 1927

**Expenses of Foreign Service Inspectors—**

For the [actual and necessary] traveling [and subsistence] expenses of Foreign Service officers detailed for inspection while traveling and inspecting under instructions from the Secretary of State [\$20,000: *Provided*, That inspectors shall not be allowed actual and necessary expenses for subsistence, itemized, exceeding an average of \$8 per day] (*acts Apr. 5, 1906, vol. 34, p. 100; May 24, 1924, vol. 43, p. 140; Apr. 29, 1926, vol. 44, p. 333; June 3, 1926, vol. 44, pp. 688-690*)-----

\$25,000.00

\$20,000.00

	Estimated expenditures, 1928 appropriation	Estimated expenditures, 1927 appropriation	Expended and obligated, 1926
Communication service:			
0500 Telegraph service.....	\$500.00	\$500.00	\$517.40
0520 Other communication service.....	100.00	100.00	57.97
05 Total communication service.....	600.00	600.00	575.37
Travel expenses:			
0600 Railroad and steamship fares.....	8,200.00	7,500.00	8,181.64
0610 Local transportation.....	1,800.00	1,600.00	1,836.85
0640 Hotel and meals.....	14,000.00	10,000.00	11,562.00
06 Total travel expenses.....	24,000.00	19,100.00	21,580.49
13 Special and miscellaneous (loss by exchange).....	400.00	300.00	333.83
Total.....	25,000.00	20,000.00	22,499.69

**Allowance for Clerks at Consulates—**

For allowance for clerk hire at consulates, to be expended under the direction of the Secretary of State, [\$1,550,000] \$1,555,000. Clerks, whenever hereafter appointed, shall, so far as practicable, be appointed under civil-service rules and regulations (*acts Apr. 5, 1906, vol. 34, p. 101, sec. 5; Apr. 29, 1926, vol. 44, p. 333*)-----

1,555,000.00

1,550,000.00

	Estimated expenditures, 1928 appropriation	Estimated expenditures, 1927 appropriation	Expended and obligated, 1926
Field service:			
Salaries and wages—			
Salary range, \$3,900 to \$5,000; average, \$4,400—	Average—	Average—	Average—
Clerk	No. 1 Salary \$4,000	No. 1 Salary \$4,000	No. 1 Salary \$4,000
Salary range, \$3,000 to \$3,600; average, \$3,300—	13 3,185	13 3,185	14 3,078
Clerks	96 2,474	96 2,474	89 2,460
Salary range, \$2,400 to \$3,000; average, \$2,700—	156 2,093	156 2,093	156 2,092
Clerks	122 1,757	122 1,757	123 1,757
Salary range, \$1,800 to \$2,400; average, \$2,111—	38 1,293	38 1,293	35 1,283
Clerks	877 752	877 746	886 739
Salary range, \$1,140 to \$1,500; average, \$1,320—	25,000	22,600	22,600
Clerks	1,303	1,303	1,307
Additional compensation for clerks in China and India <sup>1</sup>	1,555,000.00	1,550,000.00	1,536,358.33
Total number of employees.....			
01 Total salaries, field service.....			
Difference between 1928 and 1927 due to increase in salaries.....			

<sup>1</sup> China and India having a silver exchange, clerks in those countries are, in accordance with local custom, given additional compensation based on the fluctuation of exchange with reference to a fixed rate. This is for the purpose of stabilizing their compensation to conform to local silver exchange.

**Contingent Expenses, United States Consulates—**

For expenses of providing all such stationery, blanks, record and other books, seals, presses, flags, signs, rent (so much as may be necessary), repairs to consular buildings owned by the United States, postage, furniture, household furniture and furnishings not to exceed \$10,000, typewriters and exchange of same, statistics, newspapers, freight (foreign and domestic), telegrams, advertising, ice and drinking water for office purposes, hire of motor-propelled or horse-drawn passenger-carrying vehicles, and purchase, maintenance, operation, and hire of other passenger-carrying vehicles, uniforms, messenger service, traveling expenses of consular and Foreign Service officers, including attendance at trade and other conferences or congresses under orders of the Secretary of State as authorized by section 14 of the act approved May 24, 1924; compensation of interpreters, kavasses, guards, dragomans, translators, and Chinese writers, loss by exchange, and such other miscellaneous expenses as the President may think necessary for the several consulates and consular agencies in the transaction of their business and payment in advance of subscriptions for newspapers (foreign and domestic), rent, telephone, and other similar services under this appropriation are hereby authorized (*R. S., p. 310, sec. 1748; acts May 24, 1924, vol. 43, p. 140; Apr. 29, 1926, vol. 44, p. 333*)-----

960,000.00

965,000.00

## Estimates of appropriations required for the service of the fiscal year ending June 30, 1928—Continued

General object (title of appropriation), date of acts, references to Statutes at Large, or to Revised Statutes, and estimated amount required for each detailed object			Total amount to be appropriated under each head of appropriation	Amount appropriated for the fiscal year ending June 30, 1927
<b>Contingent Expenses, United States Consulates—Continued.</b>				
<p>The Secretary of State may lease or rent, for periods not exceeding ten years, such buildings and grounds for offices for the Foreign Service as may be necessary; and he may, in accordance with existing practice without cost to them, and within the limit of any appropriation made by Congress, continue to furnish the chief diplomatic representatives and their minor employees in foreign countries and officers and employees in the Foreign Service in China, Japan, and Turkey with living quarters, heat, light, and household equipment in Government-owned buildings and in buildings rented for use as offices at places where, in his judgment, it would be in the public interest to do so, notwithstanding the provisions of section 1765 of the Revised Statutes and appropriations for "Contingent expenses, foreign missions," and "Contingent expenses, consulates," are hereby made available for such purposes; and he is also authorized, in his discretion, to furnish living quarters in such buildings to other officers and employees not herein provided for, at rates to be determined by him (<i>R. S., p. 310, sec. 1748; acts May 24, 1924, vol. 43, p. 140; Apr. 29, 1926, vol. 44, p. 333</i>).</p>				
	Estimated expenditures, 1928 appropriation	Estimated expenditures, 1927 appropriation	Expended and obligated, 1926	
Field service:				
Salaries and wages—				
Salary range, \$1,860 to \$2,400; average, \$2,111.42—	Average—	Average—	Average—	
Interpreters and translators	No. 3 Salary \$2,120	No. 3 Salary \$2,120	No. 3 Salary \$1,900	
Salary range, \$1,500 to \$1,860; average, \$1,680—				
Interpreters and guards	8 1,614	8 1,614	6 1,583	
Salary range, \$1,140 to \$1,500; average, \$1,320—				
Interpreters and guards	22 1,267	22 1,267	20 1,308	
Salary range, \$1 to \$1,000—				
Messengers, janitors, guards, etc.	655 236	655 236	651 237	
Total number of employees	688	688	680	
01 Total salaries, field service	202,000.00	202,000.00	197,369.58	
Supplies and materials:				
0200 Stationery and supplies	30,000.00	30,000.00	27,663.90	
0205 Cleaning and toilet supplies	7,100.00	7,100.00	7,192.08	
0222 Scientific and educational supplies, newspapers, publications, etc.	16,500.00	16,500.00	16,498.75	
0230 Fuel	15,000.00	15,000.00	14,702.68	
0240 Uniforms	3,000.00	3,000.00	2,981.89	
0244 Ice	3,300.00	3,300.00	3,243.49	
0285 Flags, flagpoles, etc.	2,300.00	2,300.00	2,330.77	
0286 Shipping cases	2,600.00	2,600.00	2,597.96	
0290 Materials			6.89	
02 Total supplies and materials	79,800.00	79,800.00	77,218.21	
Communication service:				
0500 Telegraph and cable service	50,000.00	50,000.00	44,978.37	
0510 Telephone service	24,000.00	24,000.00	24,118.99	
0520 Other communication service—postage, post-office boxes	47,200.00	47,200.00	45,274.80	
05 Total communication service	121,200.00	121,200.00	114,372.16	
Travel expenses:				
0800 Transportation	8,600.00	8,600.00	3,532.64	
0810 Local transportation	14,500.00	14,500.00	14,381.55	
08 Total travel expenses	20,100.00	23,100.00	17,914.19	
07 Transportation of things	36,000.00	36,000.00	35,810.54	
08 Printing and binding (engraving seals and fee stamps)	1,200.00	2,200.00	1,309.76	
09 Advertising and publication of notices	300.00	300.00	813.17	
10 Furnishing of heat, light, and water	25,000.00	25,000.00	24,041.80	
11 Rent	345,000.00	345,000.00	330,085.21	
Repairs and alterations:				
1200 Repairs to buildings	7,500.00	7,500.00	7,469.67	
1280 Repairs to furniture and fixtures	7,500.00	7,500.00	7,461.18	
12 Total repairs and alterations	15,000.00	15,000.00	14,930.85	
Special and miscellaneous:				
1310 Licenses			3.65	
1320 Loss by exchange	31,000.00	32,000.00	30,416.50	
1380 Taxes and rates	14,300.00	14,300.00	13,028.51	
13 Total special and miscellaneous	45,300.00	46,300.00	43,448.66	
Equipment:				
3010 Equipment, furniture, and fixtures	45,000.00	45,000.00	45,283.99	
3017 Typewriters	20,000.00	20,000.00	19,113.60	
3021 Equipment, educational supplies, books, etc.	2,900.00	2,900.00	2,882.71	
Miscellaneous	1,200.00	1,200.00	1,164.50	
30 Total equipment	69,100.00	69,100.00	68,444.80	
Total	360,000.00	365,000.00	325,288.53	

*Estimates of appropriations required for the service of the fiscal year ending June 30, 1928—Continued*

General object (title of appropriation), date of acts, references to Statutes at Large, or to Revised Statutes, and estimated amount required for each detailed object	Total amount to be appropriated under each head of appropriation		Amount appropriated for the fiscal year ending June 30, 1927
<i>Immigration of Aliens, Department of State—</i>			
To enable the Department of State to perform the duties devolving upon it under the laws regulating immigration of aliens into the United States, including the same objects specified in the acts making appropriations for the Department of State for the fiscal year [1927] 1928, under the heads of salaries and contingent expenses of the Department of State, salaries of Foreign Service officers, allowance for clerk hire at United States consulates, transportation of diplomatic and consular officers and clerks, and contingent expenses, United States consulates, [\$490,000] \$484,720, of which not to exceed \$35,000 shall be available for personal services in the District of Columbia under the classification act of 1923 (acts May 26, 1924, vol. 43, p. 153; Apr. 29, 1926, vol. 44, p. 334)			
	\$484, 720. 00		\$490, 000. 00
	Estimated expenditures, 1928 appropriation	Estimated expenditures, 1927 appropriation	Expended and obligated, 1926
Departmental service:			
Salaries—			
Professional and scientific service—	Average—	Average—	Average—
Grade 2, \$2,400 to \$3,000; average, \$2,700	No. Salary	No. Salary	No. Salary
Clerical, administrative, and fiscal service—			
Grade 9, \$3,000 to \$3,600; average, \$3,300	2 3,000	2 3,000	1 3,000
Grade 5, \$1,800 to \$2,400; average, \$2,111.42—			
Senior clerk	1 1,860	1 1,860	1 1,860
Grade 4, \$1,680 to \$2,040; average, \$1,860—			
Clerks	3 1,700	3 1,700	2½ 1,680
Grade 3, \$1,500 to \$1,860; average, \$1,680—			
Assistant clerks	6 1,500	6 1,500	3½ 1,500
Assistant clerk-stenographer	1 1,500	1 1,500	1 1,500
Senior stenographer	1 1,500	1 1,500	1 1,500
Grade 2, \$1,320 to \$1,680; average, \$1,500—			
Junior stenographers	4 1,320	4 1,320	8 1,320
Junior clerks	1 1,320	1 1,320	1½ 1,320
Grade 1, \$1,140 to \$1,500; average, \$1,320—			
Underclerk			1 1,140
Underclerk-typists	3 1,140	3 1,140	2 1,140
Total average number of employees	22	22	20½
Total salaries, departmental service	35,000.00	35,000.00	28,986.47
Field service:			
Salaries and wages—			
Salary range, \$3,000 to \$3,600; average, \$3,300—			
Clerks	3 3,333	3 3,333	3 3,292
Salary range, \$2,100 to \$2,700; average, \$2,400—			
Foreign service officers	12 2,500	12 2,500	11 2,500
Clerks	13 2,345	13 2,345	14½ 2,289
Salary range, \$1,800 to \$2,100; average, \$1,980—			
Clerks	12 2,000	12 2,000	9½ 2,000
Salary range, \$1,500 to \$1,800; average, \$1,680—			
Clerks	32 1,787	32 1,787	35½ 1,779
Salary range, \$1,140 to \$1,500; average, \$1,320—			
Clerks	7 1,271	7 1,271	6½ 1,275
Salary range, \$1 to \$1,000; average, \$500—			
Clerks, messengers, translators, janitors, etc	295 604	295 604	286½ 585
Total average number of employees	374	374	347½
Total salaries, field service	338,700.00	338,700.00	309,365.71
01 Total personal services	373,700.00	373,000.00	338,352.18
Supplies and materials:			
0200 Stationery supplies	10,000.00	13,000.00	9,758.93
0205 Cleaning and toilet supplies	650.00	650.00	579.45
0222 Scientific supplies	50.00	50.00	69.00
0230 Fuel	1,400.00	1,400.00	1,260.57
0234 Water and ice	50.00	50.00	20.35
0235 Flags, flagpoles, etc	20.00	20.00	16.80
02 Total supplies and materials	12,170.00	15,170.00	11,705.10
Communication service:			
0500 Telegraph service	4,700.00	4,700.00	4,700.17
0501 Telephone service	2,000.00	2,000.00	1,950.37
0520 Other communication service	11,000.00	11,000.00	8,969.64
05 Total communication service	17,700.00	17,700.00	15,620.18
Travel expenses:			
0600 Transportation	5,500.00	5,500.00	5,400.52
0610 Local transportation	450.00	450.00	345.66
06 Total travel expenses	5,950.00	5,950.00	5,746.18
Transportation of things	700.00	700.00	556.38
07 Printing and binding (engraving seals)	20.00	20.00	
08 Advertising and publication of notices	100.00	100.00	35.20
09 Furnishing of heat and light	2,600.00	2,600.00	2,568.91
10 Rent	52,000.00	52,000.00	34,408.48
Repairs and alterations:			
1200 Repairs to buildings	2,800.00	2,800.00	2,728.19
1250 Repairs to furniture and fixtures	1,000.00	1,000.00	961.18
12 Total repairs and alterations	3,800.00	3,800.00	3,689.37
13 Special and miscellaneous: Taxes and rates	2,500.00	2,500.00	2,216.58
Equipment:			
3010 Furniture and fixtures	9,720.00	12,000.00	11,050.01
3017 Typewriters	3,500.00	3,500.00	3,441.00
Miscellaneous	260.00	260.00	153.91
Total equipment	13,480.00	15,760.00	14,644.92
Total	484,720.00	490,000.00	429,548.48

*Estimates of appropriations required for the service of the fiscal year ending June 30, 1928—Continued*

General object (title of appropriation), date of acts, references to Statutes at Large, or to Revised Statutes, and estimated amount required for each detailed object				Total amount to be appropriated under each head of appropriation	Amount appropriated for the fiscal year ending June 30, 1927
<b>Relief and Protection of American Seamen—</b> For relief and protection of American seamen in foreign countries, in the Panama Canal Zone, and in the Philippine Islands, and shipwrecked American seamen in the Territory of Alaska, in the Hawaiian Islands, in Porto Rico, and in the Virgin Islands ( <i>R. S.</i> , p. 881, secs. 4554-4591; acts Jan. 3, 1923, vol. 42, p. 1072; Apr. 29, 1926, vol. 44, p. 334)-----				\$100,000.00	\$125,000.00
	Estimated expenditures, 1928 appropriation	Estimated expenditures, 1927 appropriation	Expended and obligated, 1926		
02 Supplies and materials (clothing)-----	\$2,000.00	\$2,000.00	\$1,036.00		
Subsistence and support of persons:					
0320 Board and lodging-----	20,000.00	25,000.00	11,948.36		
0350 Medical aid-----	20,000.00	30,000.00	14,589.95		
03 Total subsistence and support of persons-----	40,000.00	55,000.00	26,538.31		
06 Travel expenses-----	55,000.00	65,000.00	28,950.16		
13 Special and miscellaneous current expenses-----	1,500.00	1,500.00	471.70		
22 Burial expenses-----	1,500.00	1,500.00	362.39		
Total-----	100,000.00	125,000.00	57,358.56		
<b>Salaries, Foreign Service Officers—</b> For salaries of Foreign Service officers, as provided in the act approved May 24, 1924, entitled "An act for the reorganization and improvement of the Foreign Service of the United States, and for other purposes" ( <i>acts May 24, 1924, vol. 43, p. 140; Apr. 29, 1926, vol. 44, p. 334</i> )-----				2,920,000.00	2,890,000.00
	Estimated expenditures, 1928 appropriation	Estimated expenditures, 1927 appropriation	Expended and obligated, 1926		
Field service:					
Salaries and wages—	<i>Average—</i>	<i>Average—</i>	<i>Average—</i>		
Salary range, \$7,500 and over—	No. 49 Salary \$8,940	No. 49 Salary \$8,940	No. 48½ Salary \$8,579		
Class 1 and class 2-----					
Salary range, \$6,000 to \$7,500; average, \$6,750—	107 6,477	107 6,477	105½ 6,476		
Class 3 and class 4-----					
Salary range, \$3,800 to \$5,000; average, \$4,400—	235 4,438	235 4,438	232½ 4,433		
Class 5, class 6, and class 7-----					
Salary range, \$3,000 to \$3,600; average, \$3,300—	147 3,343	147 3,343	140½ 3,358		
Class 8, class 9, and unclassified, at \$3,000-----					
Salary range, \$2,400 to \$3,000; average, \$2,700—	115 2,591	103 2,602	92 2,601		
Unclassified-----					
Salary range, \$1,500 to \$1,860; average, \$1,680—			2½ 1,500		
Unclassified-----					
Total average number of employees-----	653	641	621½		
Deducted anticipated turnover-----	2,941,000.00	2,911,000.00			
	21,000.00	21,000.00			
01 Total salaries and wages, field service-----	2,920,000.00	2,890,000.00	2,848,253.12		
The difference between 1928 and 1927 is due to increase in force, \$30,000.					
<b>Salaries, Diplomatic, Consular, and Foreign Service Officers While Receiving Instructions and in Transit—</b> To pay the salaries of ambassadors, ministers, consuls, vice consuls, and other officers of the United States for the period actually and necessarily occupied in receiving instructions and in making transits to and from their posts, and while awaiting recognition and authority to act in pursuance with the provisions of section 1740 of the Revised Statutes ( <i>R. S.</i> , p. 309, sec. 1740; acts May 24, 1924, vol. 43, p. 140; Apr. 29, 1926, vol. 44, p. 334)-----				20,000.00	20,000.00
01 Personal services: Expenditures—1928, \$20,000; 1927, \$20,000; 1926, \$24,673.21.					



*Estimates of appropriations required for the service of the fiscal year ending June 30, 1928—Continued*

General object (title of appropriation), date of acts, references to Statutes at Large, or to Revised Statutes, and estimated amount required for each detailed object				Total amount to be appropriated under each head of appropriation	Amount appropriated for the fiscal year ending June 30, 1927
<b>Transportation of Diplomatic, Consular, and Foreign Service Officers—</b>					
<p><b>[To pay the itemized and verified statements of the actual and necessary expenses of transportation and subsistence, under such regulations as the Secretary of State may prescribe, of Diplomatic, Consular, and Foreign Service officers, and clerks in embassies, legations, and consulates, including officers of the United States Court for China, and their families and effects in going to and returning from their posts, or of such officers and clerks when traveling under orders of the Secretary of State.] To pay the traveling expenses of Diplomatic, Consular, and Foreign Service officers, and clerks to embassies, legations, and consulates, including officers of the United States Court for China, and the itemized and verified statements of the actual and necessary expenses of transportation and subsistence, under such regulations as the Secretary of State may prescribe, of their families and effects, in going to and returning from their posts, but not including any expense incurred in connection with leaves of absence, \$275,000: Provided, That no part of said sum shall be paid for transportation on foreign vessels without a certificate from the Secretary of State that there are no American vessels on which such officers and clerks may be transported (acts May 24, 1924, vol. 43, p. 140; Apr. 29, 1926, vol. 44, p. 334)-----</b></p>				\$275, 000. 00	\$275, 000. 00
	Estimated expenditures, 1928 appropriation	Estimated expenditures, 1927 appropriation	Expended and obligated, 1926		
Travel expenses:					
0601 Railroad, steamship, and local transportation	\$130, 000. 00	\$130, 000. 00	\$120, 814. 36		
0640 Subsistence	25, 000. 00	25, 000. 00	16, 676. 74		
0690 Other expenses	25, 000. 00	25, 000. 00	22, 243. 97		
06 Total travel expenses	180, 000. 00	180, 000. 00	159, 735. 07		
07 Transportation of effects	95, 000. 00	95, 000. 00	88, 906. 07		
Total	275, 000. 00	275, 000. 00	248, 641. 14		
<b>Emergencies Arising in the Diplomatic and Consular Service—</b>					
<p>To enable the President to meet unforeseen emergencies arising in the Diplomatic and Consular Service, and to extend the commercial and other interests of the United States and to meet the necessary expenses attendant upon the execution of the neutrality act, to be expended pursuant to the requirement of section 291 of the Revised Statutes (<i>R. S.</i>, p. 49, sec. 291; acts Mar. 4, 1909, vol. 35, p. 1089, secs. 9-18; Apr. 29, 1926, vol. 44, p. 335)-----</p>				400, 000. 00	400, 000. 00
1380 Emergencies arising in the Diplomatic and Consular Service: Expenditures—1928, \$400,000; 1927, \$400,000; 1926, \$290,374.93.					
<b>Allowance to Widows or Heirs of Foreign Service Officers Who Die Abroad—</b>					
<p>For payment under the provisions of section 1749 of the Revised Statutes of the United States to the widows or heirs at law of Diplomatic, Consular, and Foreign Service officers of the United States dying in foreign countries in the discharge of their duties (<i>R. S.</i>, p. 311, sec. 1749; acts May 24, 1924, vol. 43, p. 140; Apr. 29, 1926, vol. 44, p. 335)-----</p>				2, 000. 00	2, 000. 00
2103 Allowance to widows or heirs: Expenditures—1928, \$2,000; 1927, \$2,000; 1926, \$337.50.					
<b>Transporting Remains of Foreign Service Officers and Clerks—</b>					
<p>For defraying the expenses of transporting the remains of Diplomatic, Consular, and Foreign Service officers of the United States, including clerks, who have died or may die abroad or in transit, while in the discharge of their official duties, to their former homes in this country for interment, and for the ordinary and necessary expenses of such interment, at their post or at home (act Apr. 29, 1926, vol. 44, p. 335)-----</p>				4, 000. 00	4, 000. 00
	Estimated expenditures, 1928 appropriation	Estimated expenditures, 1927 appropriation	Expended and obligated, 1926		
05 Telegrams	\$20. 00	\$20. 00	-----		
06 Transportation, local	280. 00	\$20. 00	-----		
07 Transportation of corpses	1, 500. 00	1, 500. 00	-----		
22 Burial expenses	2, 200. 00	2, 200. 00	-----		
Total	4, 000. 00	4, 000. 00	\$5, 113. 16		

*Estimates of appropriations required for the service of the fiscal year ending June 30, 1928—Continued*

General object (title of appropriation), date of acts, references to Statutes at Large, or to Revised Statutes, and estimated amount required for each detailed object					Total amount to be appropriated under each head of appropriation	Amount appropriated for the fiscal year ending June 30, 1927
<b>Post Allowances to Foreign Service Officers—</b> To enable the President, in his discretion, and in accordance with such regulations as he may prescribe, to make special allowances by way of additional compensation to Diplomatic, Consular, and Foreign Service officers, and officers of the United States Court for China in order to adjust their official income to the ascertained cost of living at the posts to which they may be assigned ( <i>acts May 24, 1924, vol. 43, p. 140; Apr. 29, 1926, vol. 44, p. 335</i> )					\$24, 000. 00	\$25, 000. 00
	Rate per annum	Estimated expenditures, 1928 appropriation	Estimated expenditures, 1927 appropriation	Expended and obligated, 1926		
		Number	Number	Number		
01 Post allowances.....	\$1, 000	1	1	1		
Do.....	700	1	1	1		
Do.....	600	6	6	6		
Do.....	500	5	5	11		
Do.....	420	0	0	1		
Do.....	400	3	3	6		
Do.....	350	4	4			
Do.....	300	24	24	25		
Do.....	250	7	7	1		
Do.....	240	6	6	6		
Do.....	200	12	12	11		
Do.....	150	6	6	6		
Do.....	120	6	6	5		
Do.....	100	2	2	2		
Total.....		83	83	80		
		\$24, 000. 00	\$25, 000. 00	\$23, 655. 82		
<b>Foreign Service Buildings Fund—</b> [For the purpose of carrying into effect the provisions of the "Foreign Service buildings act, 1926," and for each and every object thereof, including the initial alterations, repair, and furnishing of buildings heretofore acquired under specific authorization of Congress for the use of the diplomatic and consular establishments in foreign countries, \$435,000 to remain available until expended] ( <i>acts May 7, 1926, vol. 44, pp. 403-405; July 3, 1926, vol. 44, p. 866</i> )						435, 000. 00
32 Construction, acquisition, etc., of buildings: Expenditures—1927, \$435,000.						
<b>Annual Expenses of Cape Spartel Light, Coast of Morocco—</b> For annual proportion of the expenses of Cape Spartel and Tangier Light on the coast of Morocco, including loss by exchange ( <i>treaty of May 31, 1865, vol. 14, p. 679; act Apr. 29, 1926, vol. 44, p. 335</i> )					386. 00	386. 00
2212 United States share of expenses of Cape Spartel and Tangier Light: Expenditures—1928, \$386; 1927, \$386; 1926, \$285.72.						
<b>Rescuing Shipwrecked American Seamen—</b> For expenses which may be incurred in the acknowledgment of the services of masters and crews of foreign vessels in rescuing American seamen or citizens from shipwreck or other catastrophe at sea ( <i>act Apr. 29, 1926, vol. 44, p. 335</i> )					2, 000. 00	2, 000. 00
2230 Expenses of acknowledging services of masters and crews of foreign vessels when rescuing American seamen or citizens from shipwreck: Expenditures—1928, \$2,000; 1927, \$2,000; 1926, \$1,839.27.						
<b>International Bureau of Weights and Measures—</b> For contribution to the maintenance of the International Bureau of Weights and Measures, in conformity with the terms of the convention of May 20, 1875, the same to be paid, under the direction of the Secretary of State, to said bureau on its certificate of apportionment ( <i>treaty of May 20, 1875, vol. 20, p. 714; arts. 9, 10, 11; act Apr. 29, 1926, vol. 44, p. 335</i> )					3, 000. 00	3, 000. 00
22 Grants, subsidies, and contributions: Expenditures—1928, \$3,000; 1927, \$3,000; 1926, \$1,696.19.						
<b>International Bureau for Publication of Customs Tariffs—</b> To meet the share of the United States in the annual expense for the year ending March 31, [1927] 1928, of sustaining the international bureau at Brussels for the translation and publication of customs tariffs, pursuant to the convention proclaimed December 17, 1890 ( <i>treaty of July 5, 1890, vol. 26, p. 1520, art. 9; act Apr. 29, 1926, vol. 44, p. 336</i> )					1, 400. 00	1, 400. 00
22 Grants, subsidies, and contributions: Expenditures—1928, \$1,400; 1927, \$1,400; 1926, \$2,197.						

*Estimates of appropriations required for the service of the fiscal year ending June 30, 1928—Continued*

General object (title of appropriation), date of acts, references to Statutes at Large, or to Revised Statutes, and estimated amount required for each detailed object	Total amount to be appropriated under each head of appropriation	Amount appropriated for the fiscal year ending June 30, 1927
<b>Water Boundary, United States and Mexico—</b>		
To enable the President to perform the obligations of the United States under the treaties of 1884, 1889, 1905, and 1906 between the United States and Mexico, including not to exceed \$1,200 for rent of offices, and the expenses of maintenance and operation of [a motor truck] <i>motor-propelled vehicles, [\$36,000] \$40,000: Provided, That not to exceed \$6,000 of such sum may in the discretion of the President be used for taking over the water gauging now being done by the State of Texas (treaties of Nov. 12, 1884, vol. 24, p. 1011; May 1, 1889, vol. 26, p. 1513, Art. II; acts Jan. 3, 1923, vol. 42, p. 1074, sec. 1; Apr. 29, 1926, vol. 44, p. 336)</i> -----	\$40,000.00	\$36,000.00

*Estimates of appropriations required for the service of the fiscal year ending June 30, 1928—Continued*

General object (title of appropriation), date of acts, references to Statutes at Large, or to Revised Statutes, and estimated amount required for each detailed object				Total amount to be appropriated under each head of appropriation	Amount appropriated for the fiscal year ending June 30, 1927
<b>Boundary Line, Alaska and Canada, and the United States and Canada—</b> To enable the Secretary of State to mark the boundary and make the surveys incidental thereto between the Territory of Alaska and the Dominion of Canada, in conformity with the award of the Alaskan boundary tribunal and existing treaties, including employment at the seat of government of such surveyors, computers, draftsmen, and clerks as are necessary; and for the more effective demarkation and mapping, pursuant to the treaty of April 11, 1908, between the United States and Great Britain, of the land and water boundary line between the United States and the Dominion of Canada, as established under existing treaties, to be expended under the direction of the Secretary of State, including the salaries of the commissioner and the necessary engineers, surveyors, draftsmen, computers, and clerks in the field and at the seat of government, expense of necessary traveling, for payment for timber necessarily cut in determining the boundary line not to exceed \$500 [ , and commutation to members of the field force while on field duty or actual expenses not exceeding \$5 per day each, to be expended in accordance with regulations from time to time prescribed by the Secretary of State, \$35,000: <i>Provided, That when the commissioner is absent from Washington and from his regular place of residence on official business he shall not be allowed actual and necessary expenses of subsistence in excess of \$8 per day</i> ] (act Apr. 29, 1926, vol. 44, p. 336) -----				\$26, 410. 00	\$35, 000. 00
	Estimated expenditures, 1928 appropriation	Estimated expenditures, 1927 appropriation	Expended and obligated, 1926		
Salaries:	Average— No. Salary	Average— No. Salary	Average— No. Salary		
Salary range, \$5,200 to \$6,000; average, \$5,600—					
Engineer to the commission	1 4,200	1 4,000	1 4,000		
Salary range, \$3,800 to \$5,000; average, \$4,400—					
Cartographer	1 4,200	1 4,000	1 4,000		
Mathematician	3 4,067	3 3,867	3 3,867		
Topographic engineers					
Salary range, \$2,400 to \$3,000; average, \$2,700—					
Chief clerk and disbursing officer	1 2,600	1 2,900	1 2,900		
Topographic draftsman	1 2,600	1 2,500	1 2,500		
Computers			2 2,500		
Total employees	7	9	10		
Total salaries	25,800	32,900	35,400		
The difference between 1928 and 1927 is due to—					
Decrease in force	\$8,300				
Increase in salary	1,200				
Net decrease	7,100				
01 Stationery and office supplies	75	275	200		
Communication service:					
05 Telegraph service	10	15	15		
0510 Telephone service		110	115		
05 Total communication service	10	125	130		
Travel expenses:					
0610 Local transportation	50	50	30		
0615 Transportation	200	1,000	1,200		
0616 Subsistence	100	450	350		
06 Total travel expenses	350	1,500	1,580		
07 Transportation of things (service)	100	100	90		
13 Special and miscellaneous expenses	75	100	250		
Total	26,410	35,000	37,650		
<b>Boundary Treaty of 1925 between the United States and Great Britain: International Boundary Commission, United States and Canada and Alaska and Canada—</b> To enable the President to perform the obligations of the United States under the treaty between the United States and Great Britain in respect of Canada, signed February 24, 1925; for salaries and expenses, including the salary of the commissioner and salaries of the necessary engineers, clerks, and other employees for duty at the seat of government and in the field; cost of office equipment and supplies; necessary traveling expenses; commutation of subsistence to employees while on field duty not to exceed \$4 per day each; for payment for timber necessarily cut in keeping the boundary line clear not to exceed \$500; and for all other necessary and reasonable expenses incurred by the United States in maintaining an effective demarcation of the international boundary line between the United States and Canada and Alaska and Canada under the terms of the treaty aforesaid, to be disbursed under the direction of the Secretary of State (treaty of Feb. 24, 1925, vol. 44, pt. 2, p. 110) -----				22, 000. 00	

*Estimates of appropriations required for the service of the fiscal year ending June 30, 1928—Continued*

General object (title of appropriation), date of acts, references to Statutes at Large, or to Revised Statutes, and estimated amount required for each detailed object

Total amount to be appropriated under each head of appropriation

Amount appropriated for the fiscal year ending June 30, 1927

*Boundary Treaty of 1925 between the United States and Great Britain: International Boundary Commission, United States and Canada and Alaska and Canada—Continued*

	Estimated expenditures, 1928 appropriation	Estimated expenditures, 1927 appropriation	Expended and obligated, 1926
<b>Salaries:</b>	<i>Average—</i>	<i>Average—</i>	<i>Average—</i>
Salary range, \$5,200 to \$6,000; average, \$5,600—	No. Salary	No. Salary	No. Salary
Chief engineer.....	1 \$5,600		
Secretary and disbursing officer.....	1 3,000		
Total average number of employees.....	2		
Total salaries.....	8,600		
<b>Wages:</b>			
Temporary field hands.....	6 1,600		
01 Total personal services.....	8 12,200		
Supplies and materials:			
0200 Stationery and office supplies.....	300		
0280 Sundry supplies.....	200		
02 Total supplies and materials.....	500		
Communication service:			
0500 Telegraph service.....	25		
0510 Telephone service.....	125		
05 Total communication service.....	150		
Travel expenses:			
0615 Transportation.....	2,250		
0640 Subsistence of persons (service).....	3,185		
06 Total travel expenses.....	5,435		
07 Transportation of things (service).....	415		
32 Monuments (range marks and beacons).....	3,300		
Total.....	22,000		

<sup>1</sup> Average of 6 hands for season of 6 months, at \$100 per month.*International Prison Commission—*

For subscription of the United States as an adhering member of the International Prison Commission, and the expenses of a commission, including preparation of reports (*acts Feb. 28, 1913, vol. 37, p. 692; Apr. 29, 1926, vol. 44, p. 336*).....

\$2,550.00

\$2,550.00

	Estimated expenditures, 1928 appropriation	Estimated expenditures, 1927 appropriation	Expended and obligated, 1926
01 Personal services.....	\$400	\$400	\$400
02 Stationery.....	50	50	50
06 Travel expenses.....	1,145	1,145	1,145
08 Typewriting.....	50	50	50
Grants, subsidies, and contributions:			
2212 Contribution of United States to International Prison Commission.....	900	900	900
2210 Dues in American Prison Association.....	5	5	5
22 Total grants, subsidies, and contributions.....	905	905	905
Total.....	2,550	2,550	2,550

*Pan American Union—*

For the payment of the quota of the United States for the support of the Pan American Union, [\$126,713.58] \$180,568.93, and for printing and binding of the union, \$20,000; in all, [\$146,713.58] \$150,568.93: *Provided*, That any moneys received from the other American Republics for the support of the union shall be paid into the Treasury as a credit, in addition to the appropriation, and may be drawn therefrom upon requisitions of the chairman of the governing board of the union for the purpose of meeting the expenses of the union and of carrying out the orders of the said governing board (*acts July 14, 1890, vol. 26, p. 275; Aug. 18, 1894, vol. 28, p. 418; Apr. 29, 1926, vol. 44, p. 336*).....

150,568.93

146,713.58

	Estimated expenditures, 1928 appropriation	Estimated expenditures, 1927 appropriation	Expended and obligated, 1926
2212 Contribution of the United States to the support of the Pan American Union.....	\$130,568.93	\$126,713.58	\$107,231.48
2213 Contribution of the United States for printing and binding for the Pan American Union for fiscal year ending June 30, 1928.....	20,000.00	20,000.00	20,000.00
Total.....	150,568.93	146,713.58	127,231.48

*Estimates of appropriations required for the service of the fiscal year ending June 30, 1928—Continued*

General object (title of appropriation), date of acts, references to Statutes at Large, or to Revised Statutes, and estimated amount required for each detailed object	Total amount to be appropriated under each head of appropriation	Amount appropriated for the fiscal year ending June 30, 1927
<b>International Bureau of Permanent Court of Arbitration—</b> To meet the share of the United States in the expenses for the calendar year [1925] 1926 of the International Bureau of the Permanent Court of Arbitration, created under article 43 of the convention concluded at The Hague, October 18, 1907, for the Pacific settlement of international disputes ( <i>treaty of Oct. 18, 1907, vol. 36, pt. 2, pp. 2222, 2225, arts. 43, 50; act Apr. 29, 1926, vol. 44, p. 337</i> )----- 22 Grants, subsidies, and contributions: Expenditures—1928, \$2,000; 1927, \$2,000; 1926, \$1,866.54.	\$2,000.00	\$2,000.00
<b>Bureau of Interparliamentary Union for Promotion of International Arbitration—</b> For the contribution of the United States toward the maintenance of the Bureau of the Interparliamentary Union for the promotion of international arbitration ( <i>act Apr. 29, 1926, vol. 44, p. 337</i> )----- 22 Grants, subsidies, and contributions: Expenditures—1928, \$6,000; 1927, \$6,000; 1926, \$6,000.	6,000.00	6,000.00
<b>International Commission on Annual Tables of Constants, etc.—</b> To the International Commission on Annual Tables of Constants and Numerical Data, Chemical, Physical, and Technological, as established by the Seventh International Congress of Applied Chemistry in London and as continued by the eighth congress in New York, as a contribution by the United States toward the publication of annual tables of constants, chemical, physical, and technological ( <i>act Apr. 29, 1926, vol. 44, p. 337</i> )----- 22 Grants, subsidies, and contributions: Expenditures—1928, \$500; 1927, \$500; 1926, \$500.	500.00	500.00
<b>International Institute of Agriculture at Rome, Italy—</b> For the payment of the quota of the United States, including the Territory of Hawaii, and the dependencies of the Philippine Islands, Porto Rico, and the Virgin Islands, for the support of the International Institute of Agriculture for the calendar year [1927] 1928 ( <i>quota authorized, treaty of June 7, 1906, vol. 35, p. 1918, pt. 2, Art. X; act Apr. 29, 1906, vol. 44, p. 337</i> )----- For the payment of the additional quota of the United States, including the Territory of Hawaii, and the dependencies of the Philippine Islands, Porto Rico, and the Virgin Islands, for the support of the International Institute of Agriculture, in accordance with the resolutions of the general meetings of the institute held in November, 1920, and May, 1924, said amount to be paid in United States currency on the basis of the fixed rate of exchange at par, for the calendar year [1927] 1928 ( <i>act Apr. 29, 1926, vol. 44, p. 337</i> )----- For salary of the one member of the permanent committee of the International Institute of Agriculture for the calendar year [1927] 1928 ( <i>same act</i> )----- For the cost of translating into and printing in the English language the publications of the International Institute of Agriculture at Rome ( <i>same act</i> )-----	\$9,600.00          34,740.00          5,000.00          5,000.00	          54,340.00          54,340.00

General object (title of appropriation), date of acts, references to Statutes at Large, or to Revised Statutes, and estimated amount required for each detailed object

Amount appropriated for  
the fiscal year ending  
June 30, 1927

For the payment of the quota of the United States for the year [1927] 1928 toward the support of the International Office of Public Health, created by the international arrangement signed at Rome, December 9, 1907, in pursuance of article 181 of the International Sanitary Convention signed at Paris on December 3, 1903 (*treaties of Dec. 3, 1903, Dec. 9, 1907, vol. 35, p. 2061, Art. III; act Apr. 29, 1926, vol. 44, p. 338*)-----

**\$3, 860. 00**

For the share of the United States for the calendar year [1927] 1928, as a party to the international radiotelegraphic conventions heretofore signed, of the expenses of the radiotelegraphic service of the International Bureau of the Telegraphic Union at Berne (*treaties of Nov. 3, 1906, July 5, 1912, vol. 37, pt. 2, pp. 1569-1597; act Apr. 29, 1926, vol. 44, p. 338*) -----

5,750.00

To defray the actual and necessary expenses on the part of the United States section of the Inter-American High Commission, \$21,000, to be expended under the direction of the Secretary of State (*acts Feb. 7, 1916, vol. 39, p. 8; Apr. 29, 1926, vol. 44, p. 338*)

21,000.00

14825—26—53

## Estimates of appropriations required for the service of the fiscal year ending June 30, 1928—Continued

General object (title of appropriation), date of acts, references to Statutes at Large, or to Revised Statutes, and estimated amount required for each detailed object	Total amount to be appropriated under each head of appropriation	Amount appropriated for the fiscal year ending June 30, 1927																																																																																																																												
<p><i>For Participation by the United States Section, Inter-American High Commission, in the Second General Meeting of the Inter-American High Commission—</i> <i>For actual and necessary expenses on the part of the United States section of the Inter-American High Commission in connection with work and investigations or as may be necessary to its participation in the second general meeting of said commission, to be held at Rio de Janeiro, Brazil, in the year 1927, including salaries in the District of Columbia and elsewhere; travel and subsistence expenses, or per diem in lieu of subsistence (notwithstanding the provisions of any other act); telegraph, telephone, messenger service, printing and binding, rent and miscellaneous expenses, local transportation in Latin American countries (taxi fare); and such entertainment as is approved by the chairman of the United States delegation, \$40,000, to be immediately available (act Feb. 7, 1916, vol. 39, p. 8)</i></p>	\$40,000.00																																																																																																																													
<table><tr><th></th><th>Estimated expenditures, 1928 appropriation</th><th>Estimated expenditures, 1927 appropriation</th><th>Expended and obligated, 1926</th></tr><tr><td>Salaries:</td><td>Average—</td><td>Average—</td><td>Average—</td></tr><tr><td>Salary range, \$5,200 to \$6,000; average, \$5,600—</td><td>No.      Salary</td><td>No.      Salary</td><td>No.      Salary</td></tr><tr><td>Assistant secretary</td><td>★      \$6,000</td><td></td><td></td></tr><tr><td>Salary range, \$3,800 to \$5,000; average, \$4,400—</td><td></td><td></td><td></td></tr><tr><td>Assistant secretary</td><td>★      4,500</td><td></td><td></td></tr><tr><td>Salary range, \$3,000 to \$3,600; average, \$3,300—</td><td></td><td></td><td></td></tr><tr><td>Spanish secretary</td><td>★      3,000</td><td></td><td></td></tr><tr><td>Interpreter and transportation manager</td><td>★      3,000</td><td></td><td></td></tr><tr><td>Salary range, \$2,400 to \$3,000; average, \$2,700—</td><td></td><td></td><td></td></tr><tr><td>English secretary-stenographer</td><td>★      2,500</td><td></td><td></td></tr><tr><td>Total average number of employees</td><td>2★</td><td></td><td></td></tr><tr><td>Total salaries</td><td>8,000</td><td></td><td></td></tr><tr><td>01 Total personal services</td><td>8,000</td><td></td><td></td></tr><tr><td>Communication service:</td><td></td><td></td><td></td></tr><tr><td>0500 Telegraph service</td><td>2,600</td><td></td><td></td></tr><tr><td>0510 Telephone service</td><td>300</td><td></td><td></td></tr><tr><td>05 Total communication service</td><td>2,900</td><td></td><td></td></tr><tr><td>Travel expenses:</td><td></td><td></td><td></td></tr><tr><td>0601 Transportation, steamship, rail, etc.</td><td>10,000</td><td></td><td></td></tr><tr><td>0610 Local transportation (taxi, etc.)</td><td>240</td><td></td><td></td></tr><tr><td>0640 Subsistence or per diem in lieu of</td><td>7,560</td><td></td><td></td></tr><tr><td>0690 Fees, gratuities, etc.</td><td>1,000</td><td></td><td></td></tr><tr><td>06 Total travel expenses</td><td>18,800</td><td></td><td></td></tr><tr><td>08 Printing and binding</td><td>3,000</td><td></td><td></td></tr><tr><td>11 Total maintenance of office at Rio de Janeiro, including rent</td><td>2,100</td><td></td><td></td></tr><tr><td>Special and miscellaneous current expenses:</td><td></td><td></td><td></td></tr><tr><td>1380 Entertainment</td><td>5,000</td><td></td><td></td></tr><tr><td>1370 Miscellaneous expenses, including messenger service, newspaper service, and sundry expenses</td><td>200</td><td></td><td></td></tr><tr><td>13 Total special and miscellaneous current expenses</td><td>5,200</td><td></td><td></td></tr><tr><td>Total</td><td>40,000</td><td></td><td></td></tr></table>		Estimated expenditures, 1928 appropriation	Estimated expenditures, 1927 appropriation	Expended and obligated, 1926	Salaries:	Average—	Average—	Average—	Salary range, \$5,200 to \$6,000; average, \$5,600—	No.      Salary	No.      Salary	No.      Salary	Assistant secretary	★      \$6,000			Salary range, \$3,800 to \$5,000; average, \$4,400—				Assistant secretary	★      4,500			Salary range, \$3,000 to \$3,600; average, \$3,300—				Spanish secretary	★      3,000			Interpreter and transportation manager	★      3,000			Salary range, \$2,400 to \$3,000; average, \$2,700—				English secretary-stenographer	★      2,500			Total average number of employees	2★			Total salaries	8,000			01 Total personal services	8,000			Communication service:				0500 Telegraph service	2,600			0510 Telephone service	300			05 Total communication service	2,900			Travel expenses:				0601 Transportation, steamship, rail, etc.	10,000			0610 Local transportation (taxi, etc.)	240			0640 Subsistence or per diem in lieu of	7,560			0690 Fees, gratuities, etc.	1,000			06 Total travel expenses	18,800			08 Printing and binding	3,000			11 Total maintenance of office at Rio de Janeiro, including rent	2,100			Special and miscellaneous current expenses:				1380 Entertainment	5,000			1370 Miscellaneous expenses, including messenger service, newspaper service, and sundry expenses	200			13 Total special and miscellaneous current expenses	5,200			Total	40,000				
	Estimated expenditures, 1928 appropriation	Estimated expenditures, 1927 appropriation	Expended and obligated, 1926																																																																																																																											
Salaries:	Average—	Average—	Average—																																																																																																																											
Salary range, \$5,200 to \$6,000; average, \$5,600—	No.      Salary	No.      Salary	No.      Salary																																																																																																																											
Assistant secretary	★      \$6,000																																																																																																																													
Salary range, \$3,800 to \$5,000; average, \$4,400—																																																																																																																														
Assistant secretary	★      4,500																																																																																																																													
Salary range, \$3,000 to \$3,600; average, \$3,300—																																																																																																																														
Spanish secretary	★      3,000																																																																																																																													
Interpreter and transportation manager	★      3,000																																																																																																																													
Salary range, \$2,400 to \$3,000; average, \$2,700—																																																																																																																														
English secretary-stenographer	★      2,500																																																																																																																													
Total average number of employees	2★																																																																																																																													
Total salaries	8,000																																																																																																																													
01 Total personal services	8,000																																																																																																																													
Communication service:																																																																																																																														
0500 Telegraph service	2,600																																																																																																																													
0510 Telephone service	300																																																																																																																													
05 Total communication service	2,900																																																																																																																													
Travel expenses:																																																																																																																														
0601 Transportation, steamship, rail, etc.	10,000																																																																																																																													
0610 Local transportation (taxi, etc.)	240																																																																																																																													
0640 Subsistence or per diem in lieu of	7,560																																																																																																																													
0690 Fees, gratuities, etc.	1,000																																																																																																																													
06 Total travel expenses	18,800																																																																																																																													
08 Printing and binding	3,000																																																																																																																													
11 Total maintenance of office at Rio de Janeiro, including rent	2,100																																																																																																																													
Special and miscellaneous current expenses:																																																																																																																														
1380 Entertainment	5,000																																																																																																																													
1370 Miscellaneous expenses, including messenger service, newspaper service, and sundry expenses	200																																																																																																																													
13 Total special and miscellaneous current expenses	5,200																																																																																																																													
Total	40,000																																																																																																																													
<p><i>Waterways Treaty, United States and Great Britain: International Joint Commission, United States and Great Britain—</i> <i>For salaries and expenses, including salaries of commissioners and salaries of clerks and other employees appointed by the commissioners on the part of the United States, with the approval solely of the Secretary of State, cost of law books, books of reference, and periodicals, office equipment and supplies, and necessary traveling expenses, and for one-half of all reasonable and necessary joint expenses of the International Joint Commission incurred under the terms of the treaty between the United States and Great Britain concerning the use of boundary waters between the United States and Canada, and for other purposes, signed January 11, 1909, \$32,000, to be disbursed under the direction of the Secretary of State: Provided, That no part of this appropriation shall be expended for subsistence of the commission or secretary, except for actual and necessary expenses, not in excess of \$8 per day each, when absent from Washington and from his regular place of residence on official business: Provided further, That a part of this appropriation may be expended for rent of offices for the commission in the District of Columbia in the event that the Public Buildings Commission is unable to supply suitable office space (treaty of Jan. 11, 1909, vol. 36, p. 2453, art. 12; acts June 13, 1902, vol. 32, p. 373; Apr. 29, 1926, vol. 44, p. 338)</i></p>	32,000.00	\$32,000.00																																																																																																																												



*Estimates of appropriations required for the service of the fiscal year ending June 30, 1928—Continued*

General object (title of appropriation), date of acts, references to Statutes at Large, or to Revised Statutes, and estimated amount required for each detailed object				Total amount to be appropriated under each head of appropriation	Amount appropriated for the fiscal year ending June 30, 1927
<b>Waterways Treaty, United States and Great Britain: International Joint Commission, United States and Great Britain—Continued.</b>					
	Estimated expenditures, 1928 appropriation	Estimated expenditures, 1927 appropriation	Expended and obligated, 1926		
Salaries:	Average—	Average—	Average—		
Commissioners.....	No. 3 Salary \$7,500	No. 3 Salary \$7,500	No. 3 Salary \$7,500		
Secretary and special disbursing officer.....	1 4,000	1 4,000	1 4,000		
Clerk.....	1 2,050	1 2,050	1 2,050		
Total number of employees.....	5	5	5		
Total salaries.....	28,550.00	28,550.00	28,550.00		
Special and miscellaneous payments to temporary technical, clerical, and other assistants.....	500.00	500.00	685.96		
01 Total personal services.....	29,050.00	29,050.00	29,235.96		
02 Supplies and materials.....	100.00	100.00	100.00		
03 Subsistence and support of persons.....	525.00	525.00	532.50		
05 Communication service.....	145.00	145.00	111.20		
06 Travel expense.....	1,975.00	1,975.00	1,989.68		
07 Transportation of things.....	5.00	5.00			
Special and miscellaneous current expenses.....	120.00	120.00	59.02		
1373 Laundry and towel service.....	30.00	30.00	35.00		
13 Total special and miscellaneous expenses.....	150.00	150.00	95.02		
30 Equipment (office).....	50.00	50.00	207.53		
Total.....	32,000.00	32,000.00	32,271.89		
<b>Payment to the Government of Panama under Treaty of November 18, 1903—</b>					
To enable the Secretary of State to pay to the Government of Panama the [fifteenth] sixteenth annual payment, due on February 26, [1927] 1928, from the Government of the United States to the Government of Panama under article 14 of the treaty of November 18, 1903 (treaty of Nov. 18, 1903, vol. 33, p. 2238, art. 14; act Apr. 29, 1926, vol. 44, p. 338).....				\$250,000.00	\$250,000.00
5100 Treaty obligations: Expenditures—1928, \$250,000; 1927, \$250,000; 1926, \$250,000.					
<b>International Research Council—</b>					
To pay the annual share of the United States, as an adhering member of the International Research Council and of the Associated Unions organized at Brussels, July 18-28, 1919, as follows:					
International Research Council.....			\$160.00		
International Astronomical Union.....			960.00		
International Union of Pure and Applied Chemistry.....			360.00		
International Union of Geodesy and Geophysics.....			1,664.00		
International Union of Mathematics.....			80.00		
International Union of Scientific Radiotelegraphy.....			128.00		
International Union of Pure and Applied Physics.....			128.00		
In all, \$3,480, to be expended under the direction of the Secretary of State (act Apr. 29, 1926, vol. 44, p. 339).....				3,480.00	3,480.00
	Estimated expenditures, 1928 appropriation	Estimated expenditures, 1927 appropriation	Expended and obligated, 1926		
2212 Contribution of the United States as an adhering member of the International Research Council:					
International Research Council.....	\$160.00	\$160.00	\$76.96		
International Astronomical Union.....	960.00	960.00	461.94		
International Union of Pure and Applied Chemistry.....	360.00	360.00	163.34		
International Union of Geodesy and Geophysics.....	1,664.00	1,664.00	800.71		
International Union of Mathematics.....	80.00	80.00	40.49		
International Union of Scientific Radiotelegraphy.....	128.00	128.00	64.78		
International Union of Pure and Applied Physics.....	128.00	128.00			
Total.....	3,480.00	3,480.00	1,608.24		
<b>International Hydrographic Bureau—</b>					
For the annual contribution of the United States toward the maintenance of the International Hydrographic Bureau (act Apr. 29, 1926, vol. 44, p. 339).....				5,790.00	5,790.00
22 Grants, subsidies, and contributions: Expenditures—1928, \$5,790; 1927, \$5,790; 1926, \$3,853.60.					

## Estimates of appropriations required for the service of the fiscal year ending June 30, 1928—Continued

General object (title of appropriation), date of acts, references to Statutes at Large, or to Revised Statutes, and estimated amount required for each detailed object	Total amount to be appropriated under each head of appropriation	Amount appropriated for the fiscal year ending June 30, 1927
<b>Foreign Hospital at Cape Town—</b> For annual contribution toward the support of the Somerset Hospital (a foreign hospital) at Cape Town, \$50, to be paid by the Secretary of State upon the assurance that suffering seamen and citizens of the United States will be admitted to the privileges of said hospital ( <i>act Apr. 29, 1926, vol. 44, p. 339</i> )-----	\$50. 00	\$50. 00
22 Grants, subsidies, and contributions: Expenditures—1928, \$50; 1927, \$50; 1926, \$50.		
<b>International Trade-Mark Registration Bureau—</b> For the annual share of the United States for the expenses of the maintenance of the International Trade-Mark Registration Bureau at Habana, including salaries of the director and counselor, assistant director and counselor, clerks, translators, secretary to the director, stenographers, and typewriters, messenger, watchmen, and laborers, rent of quarters, stationery and supplies, including the purchase of books, postage, traveling expenses, and the cost of printing the bulletin ( <i>act Apr. 29, 1926, vol. 44, p. 339</i> )-----	4, 961. 00	4, 961. 00
22 Grants, subsidies, and contributions: Expenditures—1928, \$4,961; 1927, \$4,961; 1926, \$4,961.		
<b>International Bureau of the Union for Protection of Industrial Property—</b> For the share of the United States in the expense of conducting the International Bureau of the Union for the Protection of Industrial Property, at Berne, Switzerland ( <i>treaty of Mar. 20, 1883, vol. 25, p. 1378, Art. XIII; act Apr. 29, 1926, vol. 44, p. 339</i> )-----	1, 700. 00	1, 700. 00
22 Grants, subsidies, and contributions: Expenditures—1928, \$1,700; 1927, \$1,700; 1926, \$1,113.82.		
<b>Mixed Claims Commission, United States and Germany—Mixed Claims Commission, United States, Austria, and Hungary—</b> For the expenses of determining the amounts of claims against Germany by the Mixed Claims Commission established under the agreement concluded between the United States and Germany on August 10, 1922, for the determination of the amount to be paid by Germany in satisfaction of the financial obligations of Germany under the treaty concluded between the Governments of the United States and Germany on August 25, 1921, for the expenses of determining the amounts of claims against Austria and Hungary by the Tripartite Claims Commission established under the agreement concluded between the United States and Austria and Hungary on November 26, 1924, for the determination of the amount to be paid by Austria and Hungary in satisfaction of the financial obligations of Austria and Hungary under the treaties concluded between the Governments of the United States and Austria on August 24, 1921, and between the Governments of the United States and Hungary on August 29, 1921, and/or the treaties of St. Germain-en-Laye and Trianon, respectively, including the expenses which under the terms of such agreement of August 10, 1922, and the agreement of November 26, 1924, are chargeable in part to the United States; and the expenses of an agency of the United States to perform all necessary services in connection with the preparation of claims and the presentation thereof before said mixed and tripartite commissions, including salaries of an agent and necessary counsel and other assistants and employees, rent in the District of Columbia, contingent expenses, traveling expenses [and per diem in lieu of subsistence (and the Secretary of State may allow per diem in lieu of subsistence for foreign travel at not to exceed \$8)], and such other expenses in the United States and elsewhere as the President may deem proper ( <i>treaties of Aug. 25, 1921, vol. 42, p. 117, pt. 2; Aug. 24, 1921, vol. 42, p. 1946, pt. 2; agreements of Aug. 10, 1922, vol. 42, p. 378, pt. 2; Nov. 26, 1924; act Apr. 29, 1926, vol. 44, pp. 339, 340</i> )-----	119, 117. 00	140, 000. 00

	Estimated expenditures, 1928 appropriation	Estimated expenditures, 1927 appropriation	Expended and obligated, 1926
Field service:			
Salaries—			
Salary range, \$7,500 and over—			
American commissioner-----	No. 1 Salary \$12,000	No. 1 Salary \$12,000	No. 1 Salary \$12,000
American agent-----	1 12,000	1 12,000	1 11,000
Salary range, \$6,000 to \$7,500; average, \$6,750—			
Counsel and assistant to agent-----	1 6,500	1 6,500	1 6,500
Salary range, \$3,900 to \$5,000; average, \$4,400—			
Counsel and assistant to agent-----	1 5,000	1 5,000	1 5,000
Attorneys-----	1 4,000	1 4,000	2 3,950
Salary range, \$3,300 to \$3,900; average, \$3,600—			
Chief clerk and disbursing officer-----	1 3,500	1 3,500	1 3,500
Salary range, \$3,000 to \$3,600; average, \$3,300—			
Attorney and secretary-----	1 3,500	1 3,500	1 3,000
Attorney-----	1 3,500	1 3,500	1 3,300
Secretary on part of the United States-----	1 3,000	1 3,000	1 3,000
Secretary to American commissioner-----	1 3,600	1 3,600	1 3,600
Salary range, \$2,400 to \$3,000; average, \$2,700—			
Law clerk-----			1 2,400

*Estimates of appropriations required for the service of the fiscal year ending June 30, 1928—Continued*

General object (title of appropriation), date of acts, references to Statutes at Large, or to Revised Statutes, and estimated amount required for each detailed object				Total amount to be appropriated under each head of appropriation	Amount appropriated for the fiscal year ending June 30, 1927
<b>Mixed Claims Commission, United States and Germany—Mixed Claims Commission, United States, Austria, and Hungary—Continued.</b>					
	Estimated expenditures, 1928 appropriation	Estimated expenditures, 1927 appropriation	Expended and obligated, 1926		
Field service—Continued.					
Salaries—Continued.					
Salary range, \$1,860 to \$2,400; average, \$2,100—	Average—	Average—	Average—		
Clerk.....	No. Salary	No. Salary	No. Salary		
1 \$2,000	1 \$2,000	1 \$2,000	1 \$2,000		
Stenographer.....	1 2,060	1 2,060	1 2,030		
Salary range, \$1,500 to \$1,860; average, \$1,680—					
Accountant.....	1 1,500	1 1,500	1 1,500		
Stenographers.....	3 1,733	6 1,687	6 1,715		
Stenographer and typist.....	1 1,500	1 1,500	1 1,500		
File clerk.....	1 1,800	1 1,800	1 1,740		
Assistant file clerks.....	2 1,670	3 1,613	2 1,630		
Salary range, \$1,320 to \$1,680; average, \$1,500—					
Stenographers and typists.....	2 1,420	2 1,420	2 1,427		
Typists.....	3 1,400	2 1,400	1 1,400		
Assistant file clerks.....	1 1,420	1 1,420	1 1,430		
Salary range, \$1,140 to \$1,500; average, \$1,320—					
Clerks.....	2 1,300	2 1,300	2 1,267		
Typist.....	1 1,400	1 1,400	1 1,200		
Telephone operator and office assistant.....	1 1,200	1 1,200	1 1,200		
File clerks.....	2 1,400	2 1,200	1 1,200		
Salary range, \$900 to \$1,260; average, \$1,080—					
Messengers.....	2 1,200	2 1,200	2 1,150		
Total number of employees.....	32	37	38 1/2		
Total salaries and wages, field service.....	89,940.00	97,660.00	101,948.30		
0150 Special professional service.....	1,000.00	3,500.00	500.00		
0130 Molety charges.....	10,500.00	10,500.00	12,108.33		
0150 Other special and miscellaneous services.....	100.00	160.00	4.00		
01 Total personal services.....	101,540.00	111,820.00	113,560.63		
Supplies and materials:					
0200 Stationery supplies.....	1,450.00	2,000.00	815.00		
0284 Ice.....	84.16	84.36	84.36		
02 Total supplies and materials.....	1,534.36	2,084.36	899.36		
Communication service:					
0500 Telegraph service.....	200.00	500.00	34.00		
0510 Telephone service.....	900.00	1,200.00	921.11		
0520 Other communication service.....	125.00	152.80	148.72		
05 Total communication service.....	1,225.00	1,852.80	1,103.83		
06 Travel expenses.....	1,000.00	9,615.00	286.78		
07 Transportation of things.....	225.00	200.00	7.47		
08 Printing and binding.....			318.86		
11 Rent.....	12,672.84	12,672.84	12,872.84		
Special and miscellaneous current expenses:					
1370 Lettering.....	40.00	40.00	40.00		
1373 Towel service.....	100.00	100.00	97.44		
1380 Special and miscellaneous.....	165.00	250.00	162.21		
13 Total special and miscellaneous current expenses.....	305.00	390.00	299.65		
Equipment:					
3010 Furniture and fixtures.....	500.00	1,000.00	830.19		
3019 Annunciator and call systems.....	40.00	40.00	38.29		
3021 Other equipment (library stock, etc.).....	75.00	325.00	236.50		
30 Total equipment.....	615.00	1,365.00	1,104.98		
Total.....	119,117.00	140,000.00	130,454.40		

**General and Special Claims Commissions, United States and Mexico—**

For the expenses of the settlement and adjustment of claims by the citizens of each country against the other under a convention concluded September 8, 1923, and of citizens of the United States against Mexico under a convention concluded September 10, 1923, between the United States and Mexico, including the expenses which under the terms of the two conventions are chargeable in part to the United States, the expenses of the two commissions, and the expenses of an agency of the United States to perform all necessary services in connection with the preparation of the claims and the presenting thereof before the said commissions, as well as defending the United States in cases presented under the general convention by Mexico, including salaries of an agent and necessary counsel and other assistants and employees and rent in the District of Columbia and elsewhere, [rent,] law books and books of reference, printing and binding, contingent expenses, contract stenographic reporting services, traveling [and subsistence] expenses [(and the Secretary of State may allow per diem in lieu of subsistence for foreign travel at not to exceed \$8)] and such other expenses in the United States and elsewhere as the President may deem proper (conventions of Sept. 8, 1923, vol. 43, p. 102, pt. 2; Sept. 10, 1923, vol. 43, p. 110, pt. 2; Apr. 29, 1926, vol. 44, p. 340).....

\$350,000.00

\$350,000.00

## Estimates of appropriations required for the service of the fiscal year ending June 30, 1928—Continued

General object (title of appropriation), date of acts, references to Statutes at Large, or to Revised Statutes, and estimated amount required for each detailed object

Total amount to be appropriated under each head of appropriation

Amount appropriated for the fiscal year ending June 30, 1927

## General and Special Claims Commissions, United States and Mexico—Continued.

	Estimated expenditures, 1928 appropriation		Estimated expenditures, 1927 appropriation		Expended and obligated, 1926	
	Average—		Average—		Average—	
	No.	Salary	No.	Salary	No.	Salary
Agency of the United States:						
Salaries and wages—						
Salary range, \$7,500 to \$12,000—						
Agent of the United States.....	1	\$12,000	1	\$12,000	1	\$12,000
Assistant agents.....	2	7,500	2	7,500	2	7,500
Special counsel.....					1	12,000
Salary range, \$6,000 to \$7,500; average, \$6,750—						
Counsel.....	1	7,200	1	7,200	1	7,200
Counsel.....	1	6,000				
Salary range, \$3,800 to \$5,000; average, \$4,400—						
Special assistant.....	1	5,000				
Attorneys.....	4	5,000	1	5,000	1	5,000
Attorneys.....	2	4,500	1	4,500	1	4,500
Attorneys.....			2	4,200	1	4,200
Attorneys.....	4	4,000	8	4,000	5	4,000
Salary range, \$3,000 to \$3,600; average, \$3,300—						
Attorneys.....			1	3,600	2	3,600
Attorneys.....			1	3,300	1	3,300
Attorneys.....			2	3,000	1	3,000
Secretary of agency.....	1	3,500	1	3,500		
Special assistant.....					1	3,000
Administrative officer.....	1	3,500	1	3,500	1	3,000
Translator.....	1	3,300	1	3,300	1	3,300
Salary range, \$2,400 to \$3,000; average, \$2,700—						
Attorney.....	1	3,000				
Attorney.....	1	2,750				
Attorneys.....					4	2,500
Attorney.....	1	2,400				
Attorney.....			1	2,100	1	2,100
Translators.....	2	3,000			1	3,000
Translator.....			1	2,700	1	2,700
Translators.....					1	2,400
Translator.....			1	2,100		
Chief of indexes and files.....	1	3,000	1	3,000	1	3,000
Special assistant.....			1	2,400	1	2,400
Salary range, \$1,800 to \$2,400; average, \$2,100—						
File clerk.....					1	2,000
Clerks.....	2	2,000			1	2,000
Clerks.....	3	1,800	4	1,800	3	1,800
Secretary to American agent.....	1	2,400	1	2,400	1	2,400
Stenographers.....	2	2,100				
Stenographer.....			1	2,000	1	2,000
Stenographers.....	13	1,800	12	1,800	2	1,800
Translator.....	1	2,000				
Salary range, \$1,500 to \$1,800; average, \$1,680—						
Law clerk.....	1	1,600				
Clerks.....	7	1,600	3	1,600	1	1,600
Clerks.....			3	1,500	1	1,500
Stenographers.....					1	1,680
Stenographers.....					2	1,620
Stenographers.....			2	1,600	7	1,600
Stenographers.....			3	1,500		
Salary range, \$1,140 to \$1,500; average, \$1,320—						
Clerks.....					2	1,400
Clerks.....			3	1,200	1	1,200
Stenographers.....					1	1,400
Typists.....			3	1,200	2	1,200
Salary range, \$900 to \$1,140; average, \$1,020—						
Messengers.....	2	1,140	2	1,100	2	1,000
Total average number of employees.....	57		65		62	
Total salaries.....		174,130.00		179,200.00		167,791.56
General Claims Commission:						
Salaries—						
Salary range, \$7,500 to \$12,000—						
Chairman of commission (one-half of \$15,000).....	1	7,500	1	7,500	1	7,500
American commissioner.....	1	12,000	1	12,000	1	12,000
Salary range, \$3,300 to \$3,900; average, \$3,600—						
American secretary.....	1	3,500	1	3,500	1	3,500
Salary range, \$2,400 to \$3,000; average, \$2,700—						
Secretary to chairman (one-half of \$3,000).....	1	1,500	1	1,500		
Secretary to American commissioner.....	1	2,400	1	2,400	1	2,400
Translator (one-half of \$3,000).....	1	1,500	1	1,500	1	1,500
Assistant American secretary.....	1	2,700	1	2,700	1	2,500
Translators (one-half of \$2,500).....	2	1,250	2	1,250	1	1,250
Salary range, \$1,500 to \$1,800; average, \$1,680—						
Stenographer to American secretary.....	1	1,800	1	1,800	1	1,800
Stenographer (one-half of \$1,800).....	2	900	2	900	1	900
Clerk.....	1	1,600	1	1,600	1	1,400
Salary range, \$900 to \$1,140; average, \$1,020—						
Messenger (one-half of \$1,000).....	1	500	1	500	1	510
Total average number of employees.....	14		14		6	
Total salaries.....		39,300.00		39,300.00		23,462.49

*Estimates of appropriations required for the service of the fiscal year ending June 30, 1928—Continued*

General object (title of appropriation), date of acts, references to Statutes at Large, or to Revised Statutes, and estimated amount required for each detailed object				Total amount to be appropriated under each head of appropriation	Amount appropriated for the fiscal year ending June 30, 1927
<i>General and Special Claims Commissions, United States and Mexico—Continued.</i>					
	Estimated expenditures, 1928 appropriation	Estimated expenditures, 1927 appropriation	Expended and obligated, 1926		
Special Claims Commission:					
Salaries—					
Salary range, \$7,500 to \$12,000—	<i>Average—</i>	<i>Average—</i>	<i>Average—</i>		
Chairman of commission (one-half of \$15,000).....	No. Salary	No. Salary	No. Salary		
American commissioner.....	1 \$7,500	1 \$7,500	1 \$7,500		
Salary range, \$3,300 to \$3,900; average, \$3,600—					
American secretary.....	1 3,500	1 3,500	1 3,500		
Salary range, \$2,400 to \$3,000; average, \$2,700—					
Secretary to chairman (one-half of \$3,000).....	1 1,500	1 1,500	1 1,500		
Secretary to American commissioner.....	1 2,400	1 2,400	1 2,400		
Salary range, \$1,500 to \$1,860; average, \$1,680—					
Stenographer to American secretary.....	1 2,000	1 2,000	1 1,800		
Total average number of employees.....	6	6	5½		
Total salaries.....	28,900.00	28,900.00	27,933.33		
Total average number of employees.....	77	85	74½		
Total personal services.....	242,330.00	247,400.00	219,187.38		
0150 Special and miscellaneous payments for professional services.....	26,000.00	21,380.00	316.50		
01 Total.....	268,330.00	268,780.00	219,503.88		
02 Supplies and materials.....	3,100.00	3,000.00	2,585.03		
Communication service:					
0500 Telegraph service.....	360.00	300.00	189.61		
0510 Telephone service.....	1,500.00	1,780.00	1,221.41		
0520 Other communication service.....	100.00	200.00	108.79		
05 Total communication service.....	1,960.00	2,280.00	1,519.81		
Travel expenses:					
0600 Transportation.....	10,000.00	9,000.00	2,753.27		
0610 Local transportation.....	50.00	170.00	29.81		
0630 Per diem.....	15,000.00	14,500.00	9,392.50		
06 Total travel expenses.....	25,050.00	23,670.00	12,175.58		
Printing and binding:					
0800 Printing and binding.....	23,000.00	25,000.00	14,215.83		
0820 Stenographic, typing and duplicating, job work.....	2,860.00	4,800.00	1,739.37		
08 Total printing and binding.....	25,860.00	29,800.00	15,955.20		
11 Rents.....	22,000.00	18,000.00	17,646.11		
Special and miscellaneous expenses:					
1373 Laundry and towel service.....	100.00	270.00	137.70		
1380 Special and miscellaneous expenses not elsewhere classified.....	1,000.00	200.00	9,316.28		
13 Special and miscellaneous expenses.....	1,100.00	470.00	9,453.98		
Equipment:					
3010 Furniture, furnishings, and fixtures.....	1,800.00	3,000.00	5,176.45		
3021 Educational equipment.....	800.00	1,000.00	335.42		
30 Total equipment.....	2,600.00	4,000.00	5,511.87		
Total.....	350,000.00	350,000.00	284,351.43		
<i>International Statistical Institute at The Hague—</i>					
For the annual contribution of the United States to the International Statistical Bureau at The Hague, for the year [1927] 1928, as authorized by public resolution approved April 28, 1924, \$2,000, to be expended under the direction of the Secretary of State ( <i>resolution of Apr. 28, 1924, vol. 43, p. 112; act Apr. 29, 1926, vol. 44, p. 340</i> ).....				\$2,000.00	\$2,000.00
22 Grants, subsidies, and contributions: Expenditures—1928, \$2,000; 1927, \$2,000; 1926, \$2,000.					
<i>International Fisheries Commission, United States and Great Britain—</i>					
For the share of the United States of the expenses of the International Fisheries Commission, established under the treaty between the United States and Great Britain, concluded March 2, 1923, including salaries of two members and other employees of the commission, traveling [and subsistence] expenses [(and the Secretary of State may allow per diem in lieu of subsistence for foreign travel at not to exceed \$8)], purchasing of books, periodicals, furniture, and scientific instruments, contingent expenses, rent in the District of Columbia, and such other expenses in the United States and elsewhere as the President may deem proper, to be disbursed under the direction of the Secretary of State ( <i>treaty of Mar. 2, 1923, vol. 43, p. 221; acts June 7, 1924, sec. 11, vol. 43, p. 650; Apr. 29, 1926, vol. 44, p. 340</i> ).....				28,000.00	28,500.00

*Estimates of appropriations required for the service of the fiscal year ending June 30, 1928—Continued*

General object (title of appropriation), date of acts, references to Statutes at Large, or to Revised Statutes, and estimated amount required for each detailed object				Total amount to be appropriated under each head of appropriation	Amount appropriated for the fiscal year ending June 30, 1927
<i>International Fisheries Commission, United States and Great Britain—Continued.</i>					
	Estimated expenditures, 1928 appropriation	Estimated expenditures, 1927 appropriation	Expended and obligated, 1926		
Salaries:	<i>Average—</i>	<i>Average—</i>	<i>Average—</i>		
Salary range, \$6,000 to \$7,500; average, \$6,750—	No. Salary	No. Salary	No. Salary		
Director of investigation	1 \$6,000	1 \$6,000			
Salary range, \$3,000 to \$3,600; average, \$3,300					
Assistant director	1 3,000	1 3,000			
Salary range, \$1,860 to \$2,400; average, \$2,111					
Scientific assistants	4 1,965	4 1,965			
Salary range, \$1,500 to \$1,800; average, \$1,680—					
Stenographer	1 1,500	1 1,500			
Typist (part time)	1 500	1 500			
Total average number of persons	8	8			
Total salaries	18,860.00	18,860.00			
01 One-half chargeable to the United States	9,430.00	9,430.00			
02 Stationery and office supplies	500.00	600.00			
05 Communication service	150.00	150.00			
06 Travel and subsistence	3,770.00	3,770.00			
07 Charter of vessels	9,750.00	9,750.00			
13 Special and miscellaneous expenses (tagging of fish, etc.)	3,000.00	3,500.00			
Equipment:					
3021 Library stock	100.00	100.00			
3022 Scientific equipment	1,300.00	1,200.00			
30 Total equipment	1,400.00	1,300.00			
Total	28,000.00	28,500.00	\$13,534.74		
<i>International Fisheries Commission, United States and Mexico—</i>					
To defray the actual and necessary expenses on the part of the United States of the International Fisheries Commission, United States and Mexico, as established by article 11 of the treaty concluded between the United States and Mexico on December 23, 1925, for the conservation and development of marine life resources off certain of their coasts, including salaries and traveling and other expenses of United States members and other employees, boat hire, and one-half of all reasonable and necessary joint expenses incurred by the commission, [fiscal year 1927, \$30,000] \$40,000: <i>Provided</i> , That the share of the United States of fines and other moneys collected under the terms of the treaty shall be deposited in the Treasury of the United States (treaty of Dec. 23, 1925, vol. 44, pt. 2, p. 386; act July 3, 1926, vol. 44, p. 365) —				\$40,000.00	\$30,000.00
	Estimated expenditures, 1928 appropriation	Estimated expenditures, 1927 appropriation	Expended and obligated, 1926		
Salaries:	<i>Average—</i>	<i>Average—</i>	<i>Average—</i>		
Salary range, \$3,800 to \$5,000; average, \$4,400—	No. Salary	No. Salary	No. Salary		
Chief scientist	1 \$5,000	1 \$5,000			
Salary range, \$3,000 to \$3,800; average, \$3,300—					
First associate scientist	1 3,600	1 3,600			
Second associate scientist	1 3,000	1 3,000			
Salary range, \$2,400 to \$3,000; average, \$2,700—					
Assistant scientist	1 2,500	1 2,500			
Secretary	1 2,400	1 2,400			
Total number of employees	5	5			
01 Total personal services	16,500	16,500			
JOINT EXPENSES—UNITED STATES SHARE					
01 Crew of vessel	10,000				
02 Stationery and supplies	500	1,000			
05 Communication services	200	200			
06 Travel and subsistence expenses	3,300	4,000			
07 Transportation of things	500	1,500			
08 Printing and binding	500	500			
11 Rents	1,800	1,800			
13 Special and miscellaneous expenses (operation of vessel)	5,000	2,000			
30 Scientific equipment	1,700	2,500			
Total	40,000	30,000			

*Estimates of appropriations required for the service of the fiscal year ending June 30, 1928—Continued*

General object (title of appropriation), date of acts, references to Statutes at Large, or to Revised Statutes, and estimated amount required for each detailed object				Total amount to be appropriated under each head of appropriation	Amount appropriated for the fiscal year ending June 30, 1927
<b>International Road Congress—</b> To [enable] pay the quota of the United States [to accept membership] in the Permanent Association of International Road Congresses, [\$3,000, and for the expenses of participation in the meetings of the congress and of the executive committee in the calendar year 1926, including travel and subsistence, \$5,000; in all, fiscal year 1927, \$8,000,] as authorized by the public resolution approved June 18, 1926 ( <i>act July 3, 1926, vol. 44, p. 867</i> )-----				\$3,000. 00	\$8,000. 00
	Estimated expenditures, 1928 appropriation	Estimated expenditures, 1927 appropriation	Expended and obligated, 1926		
22 Grants, subsidies, and contributions.....	\$3,000	\$3,000	-----		
06 Transportation and subsistence.....		5,000	-----		
Total.....	3,000	8,000	-----		
<b>International Map of the World—</b> For the share of the United States of the expenses of the central bureau of the international map of the world for the calendar year [1926, fiscal year] 1927 ( <i>act July 3, 1926, vol. 44, p. 867</i> )-----				30. 00	30. 00
22 Grants, subsidies, and contributions: Expenditures—1928, \$30; 1927, \$30.					
<b>International Exposition at Seville, Spain—</b> For [preliminary] expenses of participation, as authorized by public resolution approved March 3, 1925, in an international exposition to be held at Seville, Spain, and for all purposes of the said resolution, including [travel and subsistence] <i>traveling expenses</i> , [fiscal year 1927,] \$200,000, this appropriation not to be available except for the purposes of participation in the exposition commencing April 27, 1927, or in that exposition postponed to any other date ( <i>joint resolution Mar. 3, 1925, vol. 43, p. 1256; act July 3, 1926, vol. 44, p. 866</i> )-----				200,000. 00	200,000. 00
	Estimated expenditures, 1928 appropriation	Estimated expenditures, 1927 appropriation	Expended and obligated, 1926		
Salaries:	No.	Salary			
Commissioner General.....	1	\$15,000	-----		
Commissioners.....	5	10,000	-----		
Personal services.....	1	3,000	-----		
	1	2,500	-----		
	5	2,000	-----		
	1	1,500	-----		
	3	1,000	-----		
01 Total number of persons.....	17		-----		
Total salaries.....	85,000		-----		
06 Transportation.....	10,000		-----		
Subsistence.....	15,000		-----		
Exhibits, preparation shipment, installation, care, reshipment, and delivery of.....	90,000	\$50,000	-----		
32 Construction of building.....		150,000	-----		
Total.....	200,000	200,000	-----		

*Estimates of appropriations required for the service of the fiscal year ending June 30, 1928—Continued*

General object (title of appropriation), date of acts, references to Statutes at Large, or to Revised Statutes, and estimated amount required for each detailed object			Total amount to be appropriated under each head of appropriation	Amount appropriated for the fiscal year ending June 30, 1927
<b>Report on Rainy Lake Reference—</b> Report on Rainy Lake reference: For examination and surveys necessary to the preparation of the report required by the Rainy Lake reference under article 9 of the treaty of January 11, 1909, between The United States and Great Britain, and the agreement of February 24, 1925, between the Government of the United States and the Government of Canada, including salaries, transportation, authorized traveling allowances, furniture, books, printing and binding, equipment [(not exceeding the sum of \$500 may be expended for the purchase of one passenger-carrying automobile)], maintenance and operation expenses of a passenger-carrying automobile, and miscellaneous expenses [, fiscal year 1927] (act July 3, 1926, vol. 44, p. 865)			\$40, 000. 00	\$50, 000. 00
	Estimated expenditures, 1928 appropriations	Estimated expenditures, 1927 appropriations	Expended and obligated, 1926	
Field service:				
Salaries and wages—				
Salary range, \$3,500 to \$5,000; average, \$4,400—	Average—	Average—		
Assistant engineer	No. Salary	No. Salary		
Salary range, \$3,000 to \$3,600; average, \$3,300—	1 \$4,000	1 \$4,000		
Chief clerk	1 3,000	1 3,000		
Salary range, \$2,400 to \$3,000; average, \$2,700—				
Junior engineer	1 2,400	1 2,400		
Clerk	1 2,400	1 2,400		
Salary range, \$2,100 to \$2,700; average, \$2,400—				
Inspector	1 2,200	1 2,200		
Salary range, \$1,680 to \$2,640; average, \$1,800—				
Survey men	2 1,950	3 1,950		
Timber cruiser	1 2,000	1 2,000		
Instrument men	2 1,800	3 1,800		
Salary range, \$1,500 to \$1,800; average, \$1,680—				
Cooks	1 1,600	2 1,600		
Draftsmen	2 1,500	2 1,500		
Salary range, \$1,140 to \$1,500; average, \$1,320—				
Rodmen	2 1,300	3 1,300		
Salary range, \$1,020 to \$1,260; average, \$1,140—				
Axmen	4 1,050	4 1,050		
Salary range, \$900 to \$1,140; average, \$1,020—				
Temporary employee (laborer)	1 1,000	1 1,000		
Salary range, \$600 to \$780; average, \$690—				
Temporary employees (cook's helpers)	1 750	2 750		
Total average number of employees	19 1/2	23 1/2		
Total salaries and wages, field service	30,837	36,713		
Salaries	30,317	36,193		
Wages	520	520		
01 Total personal services	30,837	36,713		
Supplies and materials:				
0200 Stationery and office supplies	500	500		
0230 Fuel (gasoline)	500	500		
0282 Mechanics, miscellaneous supplies	250	250		
02 Total supplies and materials	1,250	1,250		
03 Subsistence	4,845	6,902		
Communication service:				
0500 Telegraph service	50	50		
0510 Telephone service	50	50		
05 Total communication service	100	100		
Travel expenses:				
0620 Mileage	350	350		
0630 Per diem	900	1,100		
06 Total travel expenses	1,250	1,450		
07 Transportation of things	518	700		
Printing and binding:				
0810 Lithographing	200			
0830 Photographing, aerial	1,000			
08 Total printing and binding	1,200			
Equipment:				
3002 Motor vehicles		400		
3015 Kitchen utensils		150		
3016 Bedding		600		
3019 Tents, et cetera		275		
3022 Scientific equipment		700		
3053 Canoes, motors, et cetera		760		
30 Total equipment		2,885		
Total	40,000	50,000		



*Estimates of appropriations required for the service of the fiscal year ending June 30, 1928—Continued*

General object (title of appropriation), date of acts, references to Statutes at Large, or to Revised Statutes, and estimated amount required for each detailed object	Total amount to be appropriated under each head of appropriation	Amount appropriated for the fiscal year ending June 30, 1927
<p><i>To Secure Replica of Houdon Bust of Washington for Pan American Building—</i>  <i>To enable the Secretary of State to secure a replica of the Houdon bust of Washington, in white marble with suitable pedestal, for lodgment in the Hall of Americas of the Pan American Building at Washington in accordance with public resolution approved June 28, 1926 (resolution June 28, 1926, vol. 44, p. 777)-----</i></p> <p>30 Replica of Houdon bust of Washington for the Pan American Building: Expenditure—1928, \$1,000.</p>	\$1,000. 00	
<p><i>Payment of Awards Against the United States Rendered by American and British Claims Arbitration—</i>  <i>To enable the Secretary of State to satisfy the award rendered against the United States by the arbitral tribunal established pursuant to the provisions of the special agreement concluded between the United States and Great Britain on August 18, 1910 (agreement of Aug. 18, 1910, vol. 37, p. 1626, pt. 2)-----</i></p> <p>5340 Payment of awards: Expenditure—1928, \$239,506.20.</p>	239,506. 20	
<p><i>Salaries and Expenses, United States Court for China—</i>  Judge, \$8,000; district attorney, \$4,000; marshal, \$3,000; clerk, \$3,000; assistant clerk, \$2,400; stenographer and court reporter, \$2,400; stenographer, \$1,800; court expenses, including reference law books, ice and drinking water for office purposes, \$7,400; in all (acts June 30, 1906, vol. 34, p. 816; June 4, 1920, vol. 41, p. 745; Apr. 29, 1926, vol. 44, p. 341)-----</p> <p>The judge of the said court and the district attorney shall, when the sessions of the court are held at other cities than Shanghai, receive in addition to their salaries their necessary actual expenses during such session, not to exceed \$8 per day each, and so much as may be necessary for said purposes during the fiscal year ending June 30, [1927] 1928, is appropriated (same acts).</p>	32,000. 00	\$32,000. 00

	Estimated expenditures, 1928 appropriation	Estimated expenditures, 1927 appropriation	Expended and obligated, 1926
<b>Personal services:</b>			
0111 Judge.....	\$8,000.00	\$8,000.00	\$8,000.00
District attorney.....	4,000.00	4,000.00	4,000.00
Marshal.....	3,000.00	3,000.00	3,000.00
Clerk of the court.....	3,000.00	3,000.00	3,000.00
Assistant clerk.....	2,400.00	2,400.00	2,400.00
Stenographer and court reporter.....	2,400.00	2,400.00	2,400.00
Stenographer.....	1,800.00	1,800.00	1,800.00
Typist.....	1,200.00	1,200.00	1,173.00
0112 Per diem of commissioner.....	1,600.00	1,600.00	1,547.00
0112 Other personal services.....	1,500.00	1,500.00	1,482.00
0150 Medical services.....	110.00	110.00	106.00
01 Total personal services.....	29,010.00	29,010.00	28,772.14
<b>Supplies and materials:</b>			
0200 Office supplies.....	370.00	370.00	365.34
0205 Cleaning supplies.....	100.00	100.00	95.93
0222 Newspapers.....	40.00	40.00	35.59
0240 Uniforms.....	30.00	30.00	26.00
0284 Ice and water.....	40.00	40.00	40.00
02 Total supplies and materials.....	580.00	590.00	562.66
03 Subsistence.....	120.00	120.00	114.15
<b>Communication service:</b>			
0500 Telegraph and cable service.....	410.00	410.00	407.70
0510 Telephone service.....	200.00	200.00	198.31
0520 Other communication service.....	140.00	140.00	139.82
05 Total communication service.....	750.00	750.00	745.83
<b>Travel expenses:</b>			
0600 Transportation.....	40.00	40.00	34.89
0610 Local transportation.....	70.00	70.00	62.12
06 Total travel expenses.....	110.00	110.00	97.01
07 Transportation of things.....	170.00	170.00	167.92
12 Repairs to furniture and fixtures.....	130.00	130.00	127.46
13 Special and miscellaneous current expenses.....	20.00	20.00	
<b>Equipment:</b>			
3010 Furniture and fixtures.....	400.00	400.00	411.26
3017 Equipment, typewriters.....	210.00	210.00	445.00
3021 Library books.....	500.00	500.00	467.64
30 Total equipment.....	1,110.00	1,110.00	1,323.90
<b>Total.....</b>	<b>32,000.00</b>	<b>32,000.00</b>	<b>31,911.07</b>

*Estimates of appropriations required for the service of the fiscal year ending June 30, 1928—Continued*

General object (title of appropriation), date of acts, references to Statutes at Large, or to Revised Statutes, and estimated amount required for each detailed object				Total amount to be appropriated under each head of appropriation	Amount appropriated for the fiscal year ending June 30, 1927
<b>Expenses of Prisons for American Convicts—</b>					
For expenses of maintaining in China, the former Ottoman Empire, Egypt, and Persia institutions for incarcerating American convicts and persons declared insane by the United States Court for China or any consular court, including salaries of not exceeding \$1,800 for the deputy marshal and \$1,200 each for three assistant deputy marshals at Shanghai; wages of prison keepers; rent of quarters for prisons; <i>ice and drinking water for prison purposes</i> ; and for the expenses of keeping, feeding, and transportation of prisoners and persons declared insane by the United States Court for China or any consular court in China, the former Ottoman Empire, Egypt, and Persia, so much as may be necessary; in all ( <i>R. S., secs. 4121-4122, p. 792; act Apr. 29, 1926, vol. 44, p. 341</i> )				\$13,000.00	\$15,000.00
	Estimated expenditures, 1928 appropriation	Estimated expenditures, 1927 appropriation	Expended and obligated, 1926		
	<i>Average—</i>	<i>Average—</i>	<i>Average—</i>		
	No. Salary	No. Salary	No. Salary		
Salaries:					
Deputy marshal.....	1 \$1,800	1 \$1,800	1 \$1,800		
Assistant deputy marshals.....	3 1,200	3 1,200	3 1,200		
Total.....	4 5,400	4 5,400	4 5,400		
Prison keeper.....	300.00	300.00	216.67		
Typist.....	500.00	500.00			
Medical service.....	275.00	275.00	265.36		
Janitors.....	175.00	175.00	138.36		
Guards.....	200.00	200.00	171.84		
01 Total personal services.....	1,450.00	1,450.00	792.23		
Supplies and materials:					
0205 Cleaning supplies.....	110.00	110.00	94.07		
0210 Medical supplies.....	25.00	25.00	17.12		
0230 Fuel.....	50.00	50.00			
02 Total supplies and materials.....	185.00	185.00	111.19		
03 Subsistence.....	800.00	800.00	246.58		
Communication service:					
0500 Telegraph service.....	100.00	100.00			
0510 Telephone service.....	80.00	80.00	77.78		
05 Total communication service.....	180.00	180.00	77.78		
06 Transportation.....	4,000.00	6,000.00	785.30		
10 Furnishing of water.....	120.00	120.00	84.27		
11 Rent of office.....	700.00	700.00	560.00		
Repairs and alterations:					
1200 Repairs to building.....	25.00	25.00			
1280 Repairs to furniture and fixtures.....	50.00	50.00	6.75		
12 Total repairs and alterations.....	75.00	75.00	6.75		
13 Special and miscellaneous current expenses.....	25.00	25.00	17.32		
30 Equipment.....	65.00	65.00	1.50		
Total.....	13,000.00	15,000.00	8,082.92		
<b>Bringing Home Criminals—</b>					
For actual expenses incurred in bringing home from foreign countries persons charged with crime ( <i>R. S., p. 1022, sec. 5275; act Apr. 29, 1926, vol. 44, p. 341</i> )				2,000.00	2,000.00
	Estimated expenditures, 1928 appropriation	Estimated expenditures, 1927 appropriation	Expended and obligated, 1926		
0130 Authentications and court fees.....	\$75	\$75			
0151 Court expenses.....	1,075	1,075			
06 Transportation.....	850	850			
Total.....	2,000	2,000	\$1,500		
No portion of the sums appropriated in Title I of this act shall, unless expressly authorized, be expended for rent in the District of Columbia or elsewhere in the United States.					
Total, Foreign Intercourse, annual appropriations, including the Foreign Service and international obligations.....				10,421,681.41	10,843,382.90

*Estimates of appropriations required for the service of the fiscal year ending June 30, 1928—Continued*

General object (title of appropriation), date of acts, references to Statutes at Large, or to Revised Statutes, and estimated amount required for each detailed object	Total amount to be appropriated under each head of appropriation	Amount appropriated for the fiscal year ending June 30, 1927	
<b>Permanent and indefinite appropriations:</b>			
<i>Pay of Consular Officers for Services to American Vessels and Seamen—</i>			
Allowance to consular officers, who are paid in whole or in part by fees, for services necessarily rendered to American vessels and seamen, as provided in the act of June 26, 1884 ( <i>act June 26, 1884, vol. 23, p. 56, sec. 12</i> )-----	\$10, 000. 00	\$10, 000. 00	
01 Allowance to consular and Foreign Service officers for services rendered to American vessels and seamen: Expenditures—1928, \$10,000; 1927, \$10,000; 1926, \$5,000.			
<i>Pan American Union Quotas—</i>			
Indefinite appropriation of moneys received from other American Republics for support of the Pan American Union ( <i>acts July 26, 1894, vol. 28, p. 151, sec. 1; Mar. 2, 1909, vol. 35, p. 678, sec. 1; Apr. 29, 1926, vol. 44, p. 336</i> )-----	95, 233. 00	89, 595. 74	
2212 Moneys received from other American Republics for support of Pan American Union: Expenditures—1928, \$95,233; 1927, \$89,595.74; 1926, \$89,595.74.			
<i>German Government's Moiety, Expenses, Mixed Claims Commission—</i>			
Funds received from the German Government and deposited in the Treasury as that Government's moiety of the expenses of the Mixed Claims Commission, United States and Germany, under the provisions of Article V of the agreement of August 10, 1922, between the United States and Germany ( <i>act Sept. 22, 1922, vol. 42, p. 1051, sec. 1; decision of Comptroller General of the United States, A. D. 7284, Nov. 27, 1922</i> )-----	15, 000. 00	15, 544. 00	
0150 Moiety expenses: Expenditures, 1928, \$15,000; 1927, \$15,544; 1926, \$15,544.			
<i>Miscellaneous Indefinite Appropriations—</i>			
Refunding penalties or charges erroneously exacted ( <i>act June 26, 1884, vol. 23, p. 59, sec. 26</i> )-----	1, 000. 00	1, 000. 00	
Refunding moneys erroneously received and covered ( <i>R. S., p. 725, sec. 3689</i> )-----			
Refunding passport fees ( <i>act June 4, 1920, vol. 41, p. 751, sec. 4</i> )-----			
Negotiations for revision of fur-seal regulations for North Pacific Ocean and Bering Sea ( <i>act Apr. 8, 1904, vol. 33, p. 586, secs. 1-8</i> )-----			
Salaries and expenses, United States Court for China, indefinite portion ( <i>acts June 30, 1906, vol. 34, p. 816, sec. 6; Apr. 29, 1926, vol. 44, p. 341</i> )--			
	Estimated expenditures, 1928 appropriation	Estimated expenditures, 1927 appropriation	Expended and obligated, 1926
5300 Refunding penalties, etc., erroneously exacted....	\$1, 000	\$1, 000	\$1, 000
5310 Refunding moneys erroneously received and covered....			
5322 Refunding passport fees....			
Negotiations for revision of fur-seal regulations for North Pacific Ocean and Bering Sea....			
International Union of American Republics, receipts from sales, rents, etc....			
Salaries and expenses, United States Court for China....			
03 Indefinite portion-----			

*Estimates of appropriations required for the service of the fiscal year ending June 30, 1928—Continued*

General object (title of appropriation), date of acts, references to Statutes at Large, or to Revised Statutes, and estimated amount required for each detailed object	Total amount to be appropriated under each head of appropriation	Amount appropriated for the fiscal year ending June 30, 1927
<i>Miscellaneous Trust Funds—</i>		
Indefinite appropriation of all moneys received by the Secretary of State from foreign Governments and other sources, in trust, for citizens of the United States and others, and covered into the Treasury, to be paid to the ascertained beneficiaries thereof, as determined by the Secretary of State and certified by him to the Secretary of the Treasury ( <i>act Feb. 27, 1896, vol. 29, p. 32, sec. 1</i> )	\$20, 000. 00	\$20, 000. 00
Estates of decedents ( <i>R. S., p. 305, sec. 1709</i> )		
5280 Moneys received by the Secretary of State from foreign Governments and other sources, in trust for citizens of the United States or others, to be paid to the ascertained beneficiaries thereof; estates of decedents: Expenditures—1928, \$20,000; 1927, \$20,000; 1926, \$20,000.		
Total permanent and indefinite appropriations	141, 233. 00	136, 139. 74
Appropriations for 1927 not asked for 1928:		
Payment to Colombia		5, 000, 000. 00
Dental congress		5, 000. 00
Chinese customs tariffs		4, 000. 00
Extraterritoriality in China		6, 600. 00
Pan American Congress, Panama		1, 500. 00
Total		5, 017, 100. 00
Total, Department of State, salaries, contingent expenses, passport bureaus, printing and binding, and editing Territorial papers	1, 406, 205. 00	1, 360, 440. 00
Total, Foreign Intercourse, annual appropriations, including Foreign Service and international obligations	10, 421, 681. 41	10, 843, 382. 90
Appropriations for 1927 not asked for 1928		5, 017, 100. 00
Permanent and indefinite appropriations	141, 233. 00	136, 139. 74
Total, Department of State	11, 969, 119. 41	17, 357, 062. 64

# ESTIMATES OF APPROPRIATIONS REQUIRED FOR THE SERVICE OF THE FISCAL YEAR ENDING JUNE 30, 1928

General object (title of appropriation), date of acts, references to Statutes at Large, or to Revised Statutes, and estimated amount required for each detailed object	Total amount to be appropriated under each head of appropriation	Amount appropriated for the fiscal year ending June 30, 1927
--	--	--

## CHAPTER XI.—TREASURY DEPARTMENT

### OFFICE OF THE SECRETARY

#### Salaries, Office of Secretary of the Treasury—

Salaries: Secretary of the Treasury, \$15,000; Undersecretary of the Treasury, \$10,000; three Assistant Secretaries of the Treasury and other personal services in the District of Columbia, in accordance with "the classification act of 1923," \$125,000; in all, \$150,000: *Provided*, That in expending appropriations or portions of appropriations contained in this act for the payment for personal services in the District of Columbia in accordance with "the classification act of 1923," the average of the salaries of the total number of persons under any grade in any bureau, office, or other appropriation unit shall not at any time exceed the average of the compensation rates specified for the grade by such act, and in grades in which only one position is allocated the salary of such position shall not exceed the average of the compensation rates for the grade except that in unusually meritorious cases of one position in a grade advances may be made to rates higher than the average of the compensation rates of the grade, but not more often than once in any fiscal year, and then only to the next higher rate: *Provided*, That this restriction shall not apply (1) to grades 1, 2, 3, and 4 of the clerical-mechanical service, or (2) to require the reduction in salary of any person whose compensation was fixed, as of July 1, 1924, in accordance with the rules of section 6 of such act, (3) to require the reduction in salary of any person who is transferred from one position to another position in the same or different grade in the same or a different bureau, office, or other appropriation unit, or (4) to prevent the payment of a salary under any grade at a rate higher than the maximum rate of the grade when such higher rate is permitted by "the classification act of 1923," and is specifically authorized by other law (*acts Mar. 4, 1925, vol. 43, p. 1301, sec. 4; Feb. 2, 1926, vol. 44, p. 129, sec. 1206; Mar. 2, 1926, vol. 44, p. 136*)

\$150,000.00

\$150,000.00

	Estimated expenditures, 1928 appropriation		Estimated expenditures, 1927 appropriation		Expended and obligated, 1926	
	No.	Average—Salary	No.	Average—Salary	No.	Average—Salary
Departmental service:						
Salaries—						
Secretary	1	\$15,000	1	\$15,000	1	\$15,000
Undersecretary	1	10,000	1	10,000	1	10,000
Government actuary	1	10,000	1	10,000	1	8,125
Clerical, administrative, and fiscal service—						
Grade 14, \$7,500 and over—						
Assistant secretaries	3	7,500	2½	7,500	2½	7,500
Grade 12, \$5,200 to \$6,000; average, \$5,600—						
Senior administrative officers	3	5,600	3	5,600	2½	5,600
Grade 11, \$3,800 to \$5,000; average, \$4,400—						
Administrative officers	2	4,700	2	4,700	2½	4,585
Grade 10, \$3,300 to \$3,900; average, \$3,600—						
Junior administrative officer	1	3,600	½	3,600	½	3,600
Grade 7, \$2,400 to \$3,000; average, \$2,700—						
Junior administrative assistant	1	3,000	1	3,000	1	3,000
Assistant accountant and auditor	1	2,400	1	2,400	½	2,400
Grade 6, \$2,100 to \$2,700; average, \$2,400—						
Principal clerk	1	2,700	1	2,700	1½	2,580
Principal clerk-stenographers	7	2,532	7	2,532	5½	2,371
Grade 5, \$1,840 to \$2,400; average, \$2,100—						
Senior clerks	2	2,010	2	2,010	1½	2,010
Senior clerk-stenographers	8	2,133	7½	2,133	7½	2,112
Grade 4, \$1,680 to \$2,040; average, \$1,860—						
Clerk					½	1,863
Clerk-stenographers			½	1,800	2	1,810
Grade 3, \$1,500 to \$1,860; average, \$1,680—						
Assistant clerk	1	1,680	1	1,680	1	1,680
Grade 2, \$1,320 to \$1,680; average, \$1,500—						
Junior clerks	2	1,680	2	1,680	2	1,680
Grade 1, \$1,140 to \$1,500; average, \$1,320—						
Underclerk	1	1,500	1	1,500	1	1,440
Custodial service—						
Grade 4, \$1,140 to \$1,500; average, \$1,320—						
Head messenger	1	1,500	1	1,500	1	1,480
Grade 3, \$1,020 to \$1,260; average, \$1,140—						
Messengers	10	1,230	9½	1,228	10½	1,228

*Estimates of appropriations required for the service of the fiscal year ending June 30, 1928—Continued*

General object (title of appropriation), date of acts, references to Statutes at Large, or to Revised Statutes, and estimated amount required for each detailed object				Total amount to be appropriated under each head of appropriation	Amount appropriated for the fiscal year ending June 30, 1927
<b>Salaries, Office of Secretary of the Treasury—Continued.</b>					
	Estimated expenditures, 1928 appropriation	Estimated expenditures, 1927 appropriation	Expended and obligated, 1926		
<b>Departmental service—Continued.</b>					
<b>Salaries—Continued.</b>					
<b>SECTION OF STATISTICS</b>					
Professional and scientific service—					
Grade 5, \$5,200 to \$6,000; average, \$5,600—	Average—	Average—	Average—		
Senior economic analyst.....	No. Salary	No. Salary	No. Salary		
Grade 4, \$3,800 to \$5,000; average, \$4,400—					
Economic analysts.....					
Grade 3, \$3,000 to \$3,600; average, \$3,300—					
Associate economic analysts.....					
Subprofessional service—					
Grade 5, \$1,680 to \$2,040; average, \$1,860—					
Library assistant.....					
Clerical, administrative, and fiscal service—	(1)	(1)			
Grade 5, \$1,860 to \$2,400; average, \$2,100—					
Senior clerk.....					
Grade 4, \$1,680 to \$2,040; average, \$1,860—					
Clerks.....					
Clerk-stenographers.....					
Grade 3, \$1,500 to \$1,860; average, \$1,680—					
Assistant clerk.....					
Assistant clerk-stenographer.....					
Custodial service—					
Grade 3, \$1,020 to \$1,260; average, \$1,140—					
Messenger.....					
Total average number of employees.....	47	46½	58		
Total salaries, departmental service.....	\$154,520.00	\$151,368.00	177,047.28		
Amount to be absorbed through lapses, etc.....	4,520.00	1,368.00			
01 Net salaries, departmental service.....	150,000.00	150,000.00	177,047.28		
<sup>1</sup> Provided for under appropriation "Salaries, Office of Commissioner of Accounts and Deposits," fiscal years 1927 and 1928.					
<b>Salaries and Expenses Incident to Foreign Loans and Transportation Acts—</b>					
For expenses incident to the discharge of the duties imposed upon the Secretary of the Treasury by the transportation act, 1920, the Federal control act, approved March 21, 1918, as amended, and for expenses arising in connection with loans and credits to foreign governments under the Liberty loan acts and the Victory Liberty loan act, and in connection with credits granted or conditions entered into under the acts providing for the relief of populations in Europe and contiguous countries, and in connection with credits granted or conditions entered into under the act providing for the sale of surplus war material, including personal services in the District of Columbia ( <i>act Mar. 2, 1926, vol. 44, p. 137</i> ).....				\$7,640.00	\$7,640.00
	Estimated expenditures, 1928 appropriation	Estimated expenditures, 1927 appropriation	Expended and obligated, 1926		
<b>Departmental service:</b>					
<b>Salaries—</b>					
Professional service—					
Grade 5, \$5,200 to \$6,000; average, \$5,600—	Average—	Average—	Average—		
Senior attorney.....	No. Salary	No. Salary	No. Salary		
Clerical, administrative, and fiscal service—					
Grade 5, \$1,860 to \$2,400; average, \$2,111.42—					
Senior clerk-stenographer.....	1 2,100.00	1½ 2,100.00			
Grade 4, \$1,680 to \$2,040; average, \$1,860—					
Clerk.....					
Total average number of employees.....	2	1½	1½		
Total salaries, departmental service.....	7,900.00	7,725.00	7,130.00		
Deduct for lapses.....	260.00	85.00			
01 Net total salaries, departmental service.....	7,640.00	7,640.00	7,130.00		
0510 Communication service (telephone).....			13.90		
Total.....	7,640.00	7,640.00	7,143.90		
<b>Total, Office of Secretary of the Treasury.....</b>				<b>157,640.00</b>	<b>157,640.00</b>

## Estimates of appropriations required for the service of the fiscal year ending June 30, 1928—Continued

General object (title of appropriation), date of acts, references to Statutes at Large, or to Revised Statutes, and estimated amount required for each detailed object				Total amount to be appropriated under each head of appropriation	Amount appropriated for the fiscal year ending June 30, 1927
<b>OFFICE OF CHIEF CLERK AND SUPERINTENDENT</b>					
<i>Salaries, Office of Chief Clerk and Superintendent—</i>					
Salaries: For the chief clerk, who shall be the chief executive officer of the department and who may be designated by the Secretary of the Treasury to sign official papers and documents during the temporary absence of the Secretary, Undersecretary, and Assistant Secretaries of the department, and for other personal services in the District of Columbia, including the operating force of the Treasury, Liberty Loan and Register's Annex Buildings, and the Treasury Department Annex, Pennsylvania Avenue and Madison Place, and of other buildings under the control of the Treasury Department, in accordance with the classification act of 1923 ( <i>act Mar. 2, 1926, vol. 44, p. 137</i> )				\$466, 023. 00	\$482, 500. 00
	Estimated expenditures, 1928 appropriation	Estimated expenditures, 1927 appropriation	Expended and obligated, 1926		
Departmental service:					
Salaries—					
Clerical, administrative, and fiscal service—	<i>Average—</i>	<i>Average—</i>	<i>Average—</i>		
Grade 12, \$5,200 to \$6,000; average, \$5,600—	No. 1 Salary \$5,600	No. 1 Salary \$5,600	No. 1 Salary \$5,600		
Senior administrative officer	1 3,600	1 3,600	1 3,600		
Grade 10, \$3,300 to \$3,900; average, \$3,600—	1 3,000	1 3,000	1 3,183		
Junior administrative officer	1 3,000	1 3,000	1 3,183		
Grade 9, \$3,000 to \$3,600; average, \$3,300—	1 3,000	1 3,000	1 3,183		
Senior administrative assistant	1 3,000	1 3,000	1 3,183		
Grade 8, \$2,700 to \$3,300; average, \$3,000—	1 3,000	2 2,900	2 2,877		
Administrative assistants	1 3,000	2 2,900	2 2,877		
Grade 6, \$2,100 to \$2,700; average, \$2,400—	1 2,200	1 2,200	1 2,153		
Principal accounting and auditing assistant	1 2,200	1 2,200	1 2,200		
Principal clerk-stenographer	1 2,100	1 2,100	1 2,100		
Grade 5, \$1,860 to \$2,400; average, \$2,111.42—	3 2,106	3 2,106	3 2,141		
Senior clerk-stenographers	4 1,889	7 1,868	8 1,881		
Senior clerks	3 1,800	3 1,800	2 1,712		
Grade 4, \$1,680 to \$2,040; average, \$1,860—	4 1,860	1 1,860	2 1,860		
Clerks	4 1,740	5 1,728	4 1,707		
Head operators, office devices	7 1,642	7 1,642	8 1,660		
Grade 3, \$1,500 to \$1,860; average, \$1,680—	1 1,680	1 1,680	1 1,680		
Senior operators, office devices	4 1,425	4 1,425	4 1,426		
Assistant clerk-stenographers	2 1,560	3 1,480	3 1,522		
Assistant clerks	6 1,260	7 1,260	5 1,250		
Head typist	13 1,246	13 1,246	13 1,239		
Grade 2, \$1,320 to \$1,680; average, \$1,500—					
Junior operators, office devices					
Junior clerks					
Grade 1, \$1,140 to \$1,500; average, \$1,320—					
Underclerks					
Underoperators, office devices					
Professional and scientific service—					
Grade 2, \$2,400 to \$3,000; average, \$2,700—	1 2,400	1 2,400			
Assistant medical officer		1 2,100	1 2,100		
Grade 1, \$1,860 to \$2,400; average, \$2,111.42—					
Junior medical officer					
Subprofessional service—					
Grade 4, \$1,500 to \$1,860; average, \$1,680—	1 1,680	1 1,680	1 1,680		
Nurse					
Custodial service—					
Grade 10, \$2,400 to \$3,000; average, \$2,700—	1 2,800	1 2,800	1 2,654		
Chief mechanical superintendent	1 2,200	1 2,200	1 2,200		
Grade 9, \$2,100 to \$2,700; average, \$2,400—	3 2,086	3 2,086	3 2,071		
Assistant mechanical superintendent	1 1,800	1 1,800	1 1,777		
Grade 8, \$1,860 to \$2,400; average, \$2,111.42—	4 1,755	4 1,755	4 1,726		
Principal mechanics	21 1,562	21 1,562	20 1,556		
Grade 7, \$1,680 to \$2,040; average, \$1,860—	1 1,680	1 1,680	1 1,652		
Assistant chief guard	2 1,500	2 1,500	1 1,500		
Senior mechanics	8 1,395	8 1,395	8 1,383		
Grade 6, \$1,500 to \$1,860; average, \$1,680—					
Mechanics	20 1,206	20 1,206	19 1,184		
General foreman of laborers	4 1,275	4 1,275	4 1,275		
Head guards	3 1,140	3 1,140	3 1,140		
Grade 5, \$1,320 to \$1,680; average, \$1,500—	12 1,054	12 1,054	13 1,030		
Junior mechanics	5 1,176	6 1,150	8 1,128		
Principal guard	90 1,037	89 1,037	95 1,034		
Grade 4, \$1,140 to \$1,500; average, \$1,320—	2 1,020	2 1,020	1 1,020		
Undermechanics	24 977	24 977	24 968		
Assistant foremen of laborers	82 940	81 910	80 906		
Senior guards	1 900	1 900	1 900		
Grade 3, \$1,020 to \$1,380; average, \$1,140—	126 423	125 423	134 390		
Minor mechanics	1 600	1 600	1 613		
Messengers					
Grade 2, \$900 to \$1,140; average, \$1,020—					
Subordinate mechanics					
Junior laborers					
Assistant messenger					
Junior laborers					
Grade 1, \$900 to \$780; average, \$890—					
Junior messengers					
Total number of employees	468 466, 023. 00	476 481, 291. 00	493 487, 774. 54		
Total salaries, departmental service					
The difference between 1927 and 1928 is due to decrease in force, \$15,268.					
Expended from appropriation—					
Salaries, office of chief clerk and superintendent			\$454, 297. 79		
Salaries, division of mail and files			19, 760. 67		
Salaries, division of printing			2, 760. 00		
Expenses of loans, amended and extended			10, 956. 08		
			487, 774. 54		

*Estimates of appropriations required for the service of the fiscal year ending June 30, 1928—Continued*

General object (title of appropriation), date of acts, references to Statutes at Large, or to Revised Statutes, and estimated amount required for each detailed object				Total amount to be appropriated under each head of appropriation	Amount appropriated for the fiscal year ending June 30, 1927
<i>Contingent Expenses, Treasury Department: Newspaper Clippings and Books—</i> For newspaper clippings, financial journals, law books, city directories, and other books of reference relating to the business of the department (act Mar. 2, 1926, vol. 44, p. 137)-----				\$1,000.00	\$1,000.00
02 Supplies and materials: Expenditures—1928, \$1,000; 1927, \$1,000; 1926, \$985.16.					
<i>Contingent Expenses, Treasury Department: Freight, Telegrams, etc.—</i> For freight, expressage, telegraph and telephone service (act Mar. 2, 1926, vol. 44, p. 137)-----				10,000.00	10,000.00
	Estimated expenditures, 1928 appropriation	Estimated expenditures, 1927 appropriation	Expended and obligated, 1926		
Communication service:					
0500 Telegraph service.....	\$1,600.00	\$1,600.00	\$1,506.01		
0510 Telephone service.....	8,100.00	8,100.00	8,211.89		
05 Total communication service.....	9,700.00	9,700.00	9,717.90		
07 Transportation of things (service).....	250.00	250.00	123.70		
30 Equipment.....	50.00	50.00	14.70		
Total.....	10,000.00	10,000.00	9,856.30		
<i>Contingent Expenses, Treasury Department: Rent—</i> For rent of buildings in the District of Columbia for the use of the Treasury Department (act Mar. 2, 1926, vol. 44, p. 137)-----				12,500.00	12,500.00
11 Rent (Merchants' Transfer & Storage Co.): Expenditures—1928, \$12,500; 1927, \$12,500; 1926, \$12,500.					
<i>Contingent Expenses, Treasury Department: Motor Vehicles—</i> For purchase, exchange, maintenance (including gasoline and oil), and repair of motor trucks and bicycles, and maintenance and repair of one passenger automobile for the Secretary of the Treasury, all to be used for official purposes only (act Mar. 2, 1926, vol. 44, p. 137)-----				9,400.00	9,400.00
	Estimated expenditures, 1928 appropriation	Estimated expenditures, 1927 appropriation	Expended and obligated, 1926		
Supplies and materials:					
0230 Fuel.....	\$2,000.00	\$2,000.00			
0280 Sundry supplies.....	600.00	600.00	\$1,216.16		
0290 Materials.....	100.00	100.00	91.34		
02 Total supplies and materials.....	2,700.00	2,700.00	1,307.50		
12 Repairs and alterations.....	1,100.00	1,100.00	1,089.89		
Equipment:					
3000 Motor vehicles.....	1,200.00	1,200.00	1,109.16		
3050 Other equipment.....	4,400.00	4,400.00	3,469.87		
30 Total equipment.....	5,600.00	5,600.00	4,579.03		
Total.....	9,400.00	9,400.00	6,976.42		
<i>Contingent Expenses, Treasury Department: File Holders and Cases—</i> For purchase of file holders and file cases (act Mar. 2, 1926, vol. 44, p. 137)-----				8,000.00	5,000.00
	Estimated expenditures, 1928 appropriation	Estimated expenditures, 1927 appropriation	Expended and obligated, 1926		
Supplies and materials:					
0280 Sundry supplies.....	\$50.00	\$50.00	\$33.33		
0290 Materials.....	400.00	400.00			
02 Total supplies and materials.....	450.00	450.00	33.33		
30 Equipment.....	7,550.00	4,550.00	3,963.54		
Total.....	8,000.00	5,000.00	3,996.87		



*Estimates of appropriations required for the service of the fiscal year ending June 30, 1928—Continued*

General object (title of appropriation), date of acts, references to Statutes at Large, or to Revised Statutes, and estimated amount required for each detailed object				Total amount to be appropriated under each head of appropriation	Amount appropriated for the fiscal year ending June 30, 1927
<b>Contingent Expenses, Treasury Department: Fuel, etc.—</b> For purchase of coal, wood, engine oils and grease, grate baskets and fixtures, blowers, coal hods, coal shovels, pokers, and tongs ( <i>act Mar. 2, 1926, vol. 44, p. 137</i> )				\$19,000.00	\$19,000.00
	Estimated expenditures, 1928 appropriation	Estimated expenditures, 1927 appropriation	Expended and obligated, 1926		
Supplies and materials:					
0230 Fuel	\$17,800.00	\$17,400.00	\$17,348.54		
0280 Sundry supplies	300.00	250.00	194.98		
02 Total supplies and materials	18,100.00	17,650.00	17,543.52		
10 Furnishing of heat, light, and power	900.00	850.00	829.78		
30 Equipment			23.00		
Reserve		500.00			
Total	19,000.00	19,000.00	18,396.30		
<b>Contingent Expenses, Treasury Department: Gas, etc.—</b> For purchase of gas, electric current for lighting and power purposes, gas and electric-light fixtures, electric-light wiring and material, candles, candlesticks, droplights and tubing, gas burners, gas torches, globes, lanterns, and wicks ( <i>act Mar. 2, 1926, vol. 44, p. 137</i> )				18,500.00	20,000.00
	Estimated expenditures, 1928 appropriation	Estimated expenditures, 1927 appropriation	Expended and obligated, 1926		
Supplies and materials:					
0280 Sundry supplies	\$1,900.00	\$1,900.00	\$1,934.82		
0290 Materials			4.93		
02 Total supplies and materials	1,900.00	1,900.00	1,939.75		
10 Furnishing of heat, light, and power (gas and electricity)	15,700.00	15,700.00	15,420.77		
30 Equipment	900.00	900.00	784.00		
Reserve		1,500.00			
Total	18,500.00	20,000.00	18,144.52		
<b>Contingent Expenses, Treasury Department: Miscellaneous Items—</b> For washing and hemming towels, purchase of awnings and fixtures, window shades and fixtures, alcohol, benzine, turpentine, varnish, baskets, belting, bellows, bowls, brooms, buckets, brushes, canvas, crash, cloth, chamois skins, cotton waste, door and window fasteners, dusters; flower garden, street, and engine hose; lace leather, lye, nails, oils, plants, picks, pitchers, powders, stencil plates, hand stamps and repairs of same; spittoons, soap, matches, match safes, sponges, tacks, traps, thermometers, toilet paper, tools, towels, towel racks, tumblers, wire, zinc, and for blacksmithing, repairs of machinery, removal of rubbish, sharpening tools, street-car fares not exceeding \$300, advertising for proposals, and for sales at public auction in the District of Columbia of condemned property belonging to the Treasury Department, payment of auctioneer fees, and purchase of other absolutely necessary articles ( <i>act Mar. 2, 1926, vol. 44, p. 137</i> )				11,600.00	11,600.00
	Estimated expenditures, 1928 appropriation	Estimated expenditures, 1927 appropriation	Expended and obligated, 1926		
Supplies and materials:					
0200 Stationery and office supplies	\$4,500.00	\$4,500.00	\$2,925.79		
0210 Medical and hospital supplies	10.00	10.00	.74		
0230 Fuel			1,890.27		
0280 Sundry supplies	2,700.00	2,700.00	2,675.18		
0290 Materials	30.00	30.00	20.15		
02 Total supplies and materials	7,240.00	7,240.00	7,521.11		
06 Travel expenses	300.00	300.00	300.00		
12 Repairs and alterations	100.00	100.00	110.82		
13 Special and miscellaneous current expenses	1,060.00	1,060.00	1,012.26		
	1,460.00	1,460.00	1,422.88		
Equipment:					
3010 Furniture, furnishings, and fixtures	2,000.00	2,000.00	1,775.65		
3050 Other equipment	900.00	900.00	2,050.17		
30 Total equipment	2,900.00	2,900.00	3,825.82		
Total	11,600.00	11,600.00	12,769.81		

*Estimates of appropriations required for the service of the fiscal year ending June 30, 1928—Continued*

General object (title of appropriation), date of acts, references to Statutes at Large, or to Revised Statutes, and estimated amount required for each detailed object				Total amount to be appropriated under each head of appropriation	Amount appropriated for the fiscal year ending June 30, 1927
<b>Labor-Saving Machines, Treasury Department—</b>					
For purchase of labor-saving machines and supplies for same, including the purchase and exchange of registering accountants, numbering machines, and other machines of a similar character, including time stamps for stamping date of receipt of official mail and telegrams, and repairs thereto, and purchase of supplies for photographic copying machines ( <i>act Mar. 2, 1926, vol. 44, p. 137</i> )				\$20,000.00	\$14,000.00
	Estimated expenditures, 1928 appropriation	Estimated expenditures, 1927 appropriation	Expended and obligated, 1926		
Supplies and materials:					
0200 Stationery and office supplies.....	\$150.00	\$150.00	\$38.67		
0280 Sundry supplies.....	50.00	50.00	22.17		
02 Total supplies and materials.....	200.00	200.00	60.84		
12 Repairs and alterations.....	3,000.00	3,500.00	3,663.58		
30 Equipment.....	16,800.00	10,300.00	10,074.94		
Total.....	20,000.00	14,000.00	13,799.36		
<b>Contingent Expenses, Treasury Department: Carpets and Repairs—</b>					
For purchase of carpets, carpet border and lining, linoleum, mats, rugs, matting, and repairs, and for cleaning, cutting, making, laying, and relaying of the same, by contract ( <i>act Mar. 2, 1926, vol. 44, p. 138</i> )				1,000.00	500.00
	Estimated expenditures, 1928 appropriation	Estimated expenditures, 1927 appropriation	Expended and obligated, 1926		
12 Repairs and alterations.....	\$300.00	\$150.00	\$97.54		
30 Equipment.....	700.00	350.00	401.39		
Total.....	1,000.00	500.00	498.93		
<b>Contingent Expenses, Treasury Department: Furniture, etc.—</b>					
For purchase of boxes, book rests, chairs, chair cane, chair covers, desks, bookcases, clocks, cloth for covering desks, cushions, leather for covering chairs and sofas, locks, lumber, screens, tables, typewriters, including the exchange of same, wardrobe cabinets, washstands, water coolers and stands, and for replacing other worn and unserviceable articles ( <i>act Mar. 2, 1926, vol. 44, p. 138</i> )				7,500.00	7,500.00
	Estimated expenditures, 1928 appropriation	Estimated expenditures, 1927 appropriation	Expended and obligated, 1926		
Supplies and materials:					
0280 Sundry supplies.....	\$100.00	\$100.00	\$61.26		
0290 Materials.....	100.00	100.00	14.07		
02 Total supplies and materials.....	200.00	200.00	75.33		
12 Repairs and alterations.....	1,600.00	1,600.00	1,637.17		
30 Equipment.....	5,700.00	5,700.00	2,767.75		
Total.....	7,500.00	7,500.00	4,480.25		
<b>Operating Expenses, Treasury Department Annex—</b>					
For operating expenses of the Treasury Department Annex Numbered 1 (Pennsylvania Avenue and Madison Place), including fuel, electric current, ice, ash removal, and miscellaneous items ( <i>act Mar. 2, 1926, vol. 44, p. 138</i> )				12,000.00	13,000.00
	Estimated expenditures, 1928 appropriation	Estimated expenditures, 1927 appropriation	Expended and obligated, 1926		
Supplies and materials:					
0200 Stationery and office supplies.....	\$1,200.00	\$1,300.00	\$1,202.14		
0280 Sundry supplies.....	600.00	600.00	596.24		
02 Total supplies and materials.....	1,800.00	2,400.00	1,798.38		
10 Furnishing of heat, light, and power (heat).....	3,050.00	3,050.00	3,014.55		
10 Furnishing of heat, light, and power (gas and electricity).....	5,400.00	5,400.00	5,396.44		
13 Special and miscellaneous current expenses.....	250.00	250.00	209.95		
	8,700.00	8,700.00	8,620.94		
Equipment:					
3010 Furniture, furnishings, and fixtures.....	100.00	300.00	53.75		
3050 Other equipment.....	1,400.00	1,600.00	1,515.49		
30 Total equipment.....	1,500.00	1,900.00	1,569.24		
Total.....	12,000.00	13,000.00	11,988.56		

*Estimates of appropriations required for the service of the fiscal year ending June 30, 1928—Continued*

General object (title of appropriation), date of acts, references to Statutes at Large, or to Revised Statutes, and estimated amount required for each detailed object				Total amount to be appropriated under each head of appropriation	Amount appropriated for the fiscal year ending June 30, 1927
<i>Operating Expenses, Darby Building—</i> Darby Building: For heating, electric current, electrical equipment, ice, and miscellaneous items ( <i>act Mar. 2, 1926, vol. 44, p. 188</i> )				\$4, 000. 00	\$4, 000. 00
	Estimated expenditures, 1928 appropriation	Estimated expenditures, 1927 appropriation	Expended and obligated, 1926		
Supplies and materials:					
0200 Stationery and office supplies.....	\$150. 00	\$150. 00	\$135. 07		
0230 Fuel.....	1, 200. 00	1, 200. 00	1, 167. 73		
0280 Sundry supplies.....	600. 00	400. 00	310. 58		
02 Total supplies and materials.....	1, 850. 00	1, 750. 00	1, 613. 38		
10 Furnishing of heat, light, and power (electricity).....	1, 600. 00	1, 600. 00	1, 597. 15		
Equipment:					
3010 Furniture, furnishings, and fixtures.....	150. 00	150. 00	67. 00		
3050 Other equipment.....	400. 00	300. 00	282. 50		
30 Total equipment.....	550. 00	450. 00	349. 50		
Reserve.....		200. 00			
Total.....	4, 000. 00	4, 000. 00	3, 560. 03		
Total, Office of Chief Clerk and Superintendent.....				600, 523. 00	610, 000. 00
<i>DIVISION OF SUPPLY</i>					
<i>Salaries, Division of Supply—</i> <i>Salaries: For the Chief, Division of Supply, and other personal services in the District of Columbia, in accordance with the classification act of 1923, \$169,400: Provided, That employees detailed to the Bureau of Supply on June 30, 1927, shall be eligible for transfer to the Division of Supply on July 1, 1927 (submitted)</i>				169, 400. 00	
	Estimated expenditures, 1928 appropriation	Estimated expenditures, 1927 appropriation	Expended and obligated, 1926		
Departmental service:					
Salaries—					
Clerical, administrative, and fiscal services—	<i>Average—</i>	<i>Average—</i>	<i>Average—</i>		
Grade 11, \$3,800 to \$5,000; average, \$4,400—	No. 1 Salary \$4, 600	No. 1 Salary \$4, 600	No. 1 Salary \$4, 600		
Administrative officer (chief of division).....	1 3, 500	1 3, 500	1 3, 500		
Grade 9, \$3,000 to \$3,600; average, \$3,300—	1 3, 000	1 3, 300	1 3, 300		
Senior administrative assistant—	1 3, 000	1 4, 200	1 4, 200		
Assistant chief of division.....	1 3, 500	1 3, 500	1 3, 500		
Chief of section.....	1 3, 000	1 3, 300	1 3, 300		
Traffic manager.....	1 3, 000	1 4, 200	1 4, 200		
Grade 8, \$2,700 to \$3,300; average, \$3,000—	1 2, 800	1 2, 800	1 2, 754		
Administrative assistant (chief of section).....	1 2, 800	1 2, 800	1 2, 754		
Grade 7, \$2,400 to \$3,000; average, \$2,700—	4 2, 650	5 2, 660	5 2, 572		
Junior administrative assistants.....	4 2, 650	5 2, 660	5 2, 572		
Grade 6, \$2,100 to \$2,700; average, \$2,400—	2 2, 350	2 2, 350	2 2, 327		
Principal clerks.....	2 2, 350	2 2, 350	2 2, 327		
Grade 5, \$1,800 to \$2,400; average, \$2,100—	10 2, 074	11 2, 076	10 2, 073		
Senior clerks.....	10 2, 074	11 2, 076	10 2, 073		
Grade 4, \$1,680 to \$2,040; average, \$1,860—	17 1, 813	18 1, 823	17 1, 816		
Clerks.....	17 1, 813	18 1, 823	17 1, 816		
Grade 3, \$1,500 to \$1,860; average, \$1,680—	16 1, 599	19 1, 636	18 1, 626		
Assistant clerks.....	16 1, 599	19 1, 636	18 1, 626		
Grade 2, \$1,320 to \$1,680; average, \$1,500—	14 1, 483	14 1, 483	16 1, 470		
Junior clerks.....	14 1, 483	14 1, 483	16 1, 470		
Grade 1, \$1,140 to \$1,500; average, \$1,320—	14 1, 230	14 1, 230	13 1, 202		
Underclerks.....	14 1, 230	14 1, 230	13 1, 202		
Custodial service—					
Grade 4, \$1,140 to \$1,500; average, \$1,320—	1 1, 140	1 1, 140	1 1, 140		
Undermechanic.....	1 1, 140	1 1, 140	1 1, 140		
Grade 3, \$1,020 to \$1,260; average, \$1,140—	4 1, 110	4 1, 110	4 1, 110		
Messengers.....	4 1, 110	4 1, 110	4 1, 110		
Senior laborers.....	13 1, 062	13 1, 062	13 1, 050		
Chauffeurs.....	2 1, 050	2 1, 050	2 1, 050		
Grade 2, \$900 to \$1,140; average, \$1,020—		1 900	1 802		
Assistant messenger.....		1 900	1 802		
Grade 1, \$600 to \$780; average, \$690—	1 600	1 600	1 656		
Junior messengers.....	1 600	1 600	1 656		
Total average number of employees.....	103	110	111		
Total salaries, departmental service.....	169, 400. 00	184, 100. 00	183, 676. 82		

*Estimates of appropriations required for the service of the fiscal year ending June 30, 1928—Continued*

General object (title of appropriation), date of acts, references to Statutes at Large, or to Revised Statutes, and estimated amount required for each detailed object				Total amount to be appropriated under each head of appropriation	Amount appropriated for the fiscal year ending June 30, 1927
<b>Printing and Binding, Treasury Department—</b>					
For printing and binding for the Treasury Department, including all of its bureaus, offices, institutions, and services located in Washington, District of Columbia, and elsewhere, including materials for the use of the book-binder located in the Treasury Department, but not including work done at the New York customhouse bindery authorized by the Joint Committee on Printing in accordance with the act of March 1, 1919 ( <i>acts Jan. 12, 1895, vol. 28, p. 608, sec. 49; Mar. 20, 1922, vol. 42, p. 456, sec. 1; Mar. 2, 1926, vol. 44, p. 141</i> )—				\$820,000.00	\$835,000.00
	Estimated expenditures, 1928 appropriation	Estimated expenditures, 1927 appropriation	Expended and obligated, 1926		
0201 Printed forms and letterheads.....	\$492,000.00	\$501,000.00	\$508,887.91		
0800 Printing and binding.....	328,000.00	334,000.00	339,288.61		
Total printing and binding.....	820,000.00	835,000.00	848,146.52		
<i>Statement showing estimate for printing and binding for each bureau or office for 1928 and 1927, and amount expended in 1926</i>					
Bureau or office	Estimated expenditures, 1928 appropriation	Estimated expenditures, 1927 appropriation	Expended and obligated, 1926		
Secretary, Undersecretary, and Assistant Secretaries.....	\$10,000.00	\$9,000.00	\$10,084.21		
Bureau of Engraving and Printing.....	6,300.00	6,300.00	5,454.77		
Division of Supply.....	5,300.00	3,300.00	4,618.44		
Chief Clerk and Superintendent.....	1,300.00	1,300.00	1,382.57		
Coast Guard:					
Bureau.....	12,500.00	12,500.00	11,985.41		
Service.....	25,000.00	25,000.00	22,160.93		
Commissioner of Accounts and Deposits.....	50.00	50.00	61.31		
Committee on Enrollment and Disbarment.....			49.16		
Comptroller of the Currency.....	24,500.00	21,500.00	24,356.31		
Custodians of Public Buildings.....	1,500.00	1,500.00	1,259.27		
Customs:					
Division.....	5,300.00	4,800.00	5,481.10		
Service.....	52,700.00	62,700.00	85,180.41		
Special agency service.....	900.00	900.00	839.81		
Disbursing clerk.....	700.00	700.00	712.29		
Division of Appointments.....	900.00	900.00	674.29		
Division of Bookkeeping and Warrants.....	10,500.00	10,500.00	8,957.94		
Division of Deposits.....	50.00	50.00	44.48		
Division of Loans and Currency.....	2,500.00	2,500.00	2,435.43		
Division of Printing.....	500.00	500.00	516.39		
Division of Secret Service.....	500.00	500.00	295.33		
General Supply Committee.....	25,500.00	22,500.00	27,147.50		
Government actuary.....	1,800.00	1,800.00	1,719.19		
Internal Revenue:					
Bureau.....	56,000.00	56,000.00	64,794.81		
Enforcing national prohibition.....	55,000.00	55,000.00	54,241.58		
Service.....	335,000.00	336,000.00	341,576.22		
Mint:					
Bureau.....	3,600.00	3,100.00	3,406.92		
Service.....	2,900.00	2,900.00	2,584.86		
National bank depositaries.....	3,400.00	2,400.00	3,273.00		
Public Debt Service.....	22,000.00	21,500.00	20,361.39		
Public Health Service:					
Bureau.....	85,000.00	85,000.00	76,854.90		
Service.....	5,000.00	5,000.00	4,359.27		
Register of the Treasury.....	( <sup>1</sup> )	500.00	713.08		
Supervising Architect.....	4,500.00	4,500.00	2,765.24		
Treasurer of the United States.....	12,000.00	12,000.00	11,167.76		
Miscellaneous.....	47,300.00	47,300.00	46,374.47		
Bookbinders' supplies.....			256.48		
Total.....	820,000.00	820,000.00	848,146.52		
Reserve.....		15,000.00			
Less receipts from sale of customs blanks (deposited to credit of appropriation for printing and binding).....	820,000.00	835,000.00	848,146.52		
Total printing and binding, Treasury Department...	820,000.00	835,000.00	805,790.76		

<sup>1</sup> Public debt service, 1928, includes Register.

## Estimates of appropriations required for the service of the fiscal year ending June 30, 1928—Continued

General object (title of appropriation), date of acts, references to Statutes at Large, or to Revised Statutes, and estimated amount required for each detailed object				Total amount to be appropriated under each head of appropriation	Amount appropriated for the fiscal year ending June 30, 1927
<b>Stationery, Treasury Department—</b>					
Stationery: For stationery for the Treasury Department and its several bureaus and offices, and field services thereof, including tags, labels, and index cards, printed in the course of manufacture, packing boxes and other materials necessary for shipping stationery supplies, and cost of transportation of stationery supplies purchased free on board point of shipment and of such supplies shipped from Washington to field offices ( <i>act Mar. 2, 1926, vol. 44, p. 138</i> )				\$470, 000. 00	\$480, 000. 00
	Estimated expenditures, 1928 appropriation	Estimated expenditures, 1927 appropriation	Expended and obligated, 1926		
Secretary, Undersecretary, and Assistant Secretaries.....	\$1, 500. 00	\$1, 500. 00	\$1, 630. 22		
Chief clerk and superintendent.....	1, 200. 00	1, 200. 00	1, 364. 34		
Division of Appointments.....	500. 00	500. 00	474. 80		
Division of Bookkeeping and Warrants.....	475. 00	450. 00	481. 67		
Division of Accounts and Deposits.....	225. 00	200. 00	117. 29		
Division of Deposits.....	(1)		155. 36		
Division of Printing.....	(2)	125. 00	177. 79		
Customs service.....	66, 500. 00	66, 000. 00	66, 737. 00		
Disbursing clerk.....	600. 00	600. 00	551. 19		
Secret Service.....	750. 00	600. 00	588. 82		
Government actuary.....	10. 00	25. 00	9. 58		
Comptroller of the Currency.....	7, 500. 00	7, 500. 00	7, 821. 33		
Treasurer, United States.....	8, 000. 00	8, 000. 00	10, 395. 03		
Internal Revenue Bureau.....	225, 000. 00	227, 500. 00	223, 878. 04		
Bureau of the Mint.....	1, 200. 00	1, 500. 00	1, 284. 48		
Bureau of Engraving and Printing.....	7, 500. 00	7, 500. 00	7, 863. 68		
Public Health Service.....	15, 000. 00	15, 000. 00	16, 443. 31		
United States Coast Guard.....	26, 000. 00	25, 000. 00	25, 172. 03		
Supervising Architect.....	4, 800. 00	3, 600. 00	4, 755. 34		
Custodian service.....	2, 100. 00	2, 000. 00	2, 031. 57		
Division of Supply.....	3, 140. 00	3, 000. 00	2, 914. 29		
General Supply Committee.....	1, 000. 00	1, 000. 00	936. 56		
Prohibition and narcotic officers.....	45, 000. 00	45, 000. 00	(3)		
Public Debt Service.....	22, 000. 00	22, 700. 00	(4)		
Reserve.....		10, 000. 00			
02 Total.....	440, 000. 00	450, 000. 00	\$ 375, 783. 72		
07 Transportation of stationery supplies.....	30, 000. 00	30, 000. 00			
Total.....	470, 000. 00	480, 000. 00	\$ 375, 783. 72		
1 Included with Division of Accounts and Deposits.					
2 Included with Division of Supply.					
3 Exclusive of \$42,322.65 paid from "Enforcement of narcotic and national prohibition acts, 1926."					
4 Exclusive of \$23,508.17 paid from "Public Debt Service, 1926."					
5 Exclusive of \$65,830.82 paid from other appropriations. See notes 3 and 4.					
<b>Postage, Treasury Department—</b>					
For postage required to prepay matter addressed to Postal Union countries, and for postage for the Treasury Department ( <i>act Mar. 2, 1926, vol. 44, p. 141</i> )				1, 000. 00	1, 000. 00
0520 Postage: Expenditures—1928, \$1,000; 1927, \$1,000; 1926, \$996.28.					
Total, Division of Supply.....				1, 460, 400. 00	1, 316, 000. 00

## GENERAL SUPPLY COMMITTEE

**Salaries and Expenses, General Supply Committee—**

Salaries: For personal services in the District of Columbia in accordance with the classification act of 1923 not exceeding \$113,700; necessary expenses, including office supplies and materials, maintenance of motor trucks, telegrams, telephone service, traveling expenses, office equipment, fuel, light, electric current, maintenance of motor trucks, and other necessary expenses for carrying into effect the Executive order of December 3, 1918, regulating the transfer of office materials, supplies, and equipment in the District of Columbia falling into disuse because of the cessation of war activities; in all, [\$120,000] \$119,000: *Provided*, That the said Executive order shall continue in effect until June 30, [1927] 1928, without modification, except that the price charged shall be the current market value at time of issue, less a discount for usage, but in no instance shall the discount be more than 25 per centum, and that the proceeds from the transfer of appropriations thereunder shall be covered into the Treasury as miscellaneous receipts: *Provided further*, That the heads of the executive departments and independent establishments and the Commissioners of the District of Columbia shall cooperate with the Secretary of the Treasury in connection with the storage and delivery of material, supplies, and equipment transferred under the foregoing order and for effecting the transfer or disposition of other surplus and waste material or supplies: *Provided further*, That typewriters and computing machines transferred to the General Supply Committee as surplus, where such machines have become unfit for further use, may, in the discretion of the Secretary of the Treasury, be issued to other Government departments and establishments at exchange prices quoted in the current general schedule of supplies or sold commercially.

## Estimates of appropriations required for the service of the fiscal year ending June 30, 1928—Continued

General object (title of appropriation), date of acts, references to Statutes at Large, or to Revised Statutes, and estimated amount required for each detailed object	Total amount to be appropriated under each head of appropriation	Amount appropriated for the fiscal year ending June 30, 1927																																																																																																																																																																												
<p><i>Salaries and Expenses, General Supply Committee—Continued.</i></p> <p>Repairs to typewriting machines (except bookkeeping and billing machines) in the Government service in the District of Columbia may be made at cost by the General Supply Committee, payment therefor to be effected by transfer and counterwarrant, charging the proper appropriation and crediting the appropriation "Salaries and expenses, General Supply Committee."</p> <p>No part of any money appropriated by this or any other act shall be used during the fiscal year [1927] 1928 for the purchase of any standard typewriting machines, except bookkeeping and billing machines, at a price in excess of the following for models with carriages which will accommodate paper of the following widths, to wit: Ten inches (correspondence models), \$70; twelve inches, \$75; fourteen inches, \$77.50; sixteen inches, \$82.50; eighteen inches, \$87.50; twenty inches, \$94; twenty-two inches, \$95; twenty-four inches, \$97.50; twenty-six inches, \$103.50; twenty-eight inches, \$104; thirty inches, \$105; thirty-two inches, \$107.50.</p> <p>All purchases of typewriting machines during the fiscal year [1927] 1928 by executive departments and independent establishments for use in the District of Columbia or in the field, except as hereinafter provided, shall be made from the surplus machines in the stock of the General Supply Committee. The War Department shall furnish the General Supply Committee, immediately upon the approval of this act, a complete inventory of the various makes, models, and classes of typewriters in its possession, the condition of such machines, and the point of storage, and shall turn over to the General Supply Committee such typewriting machines in such quantities as the Secretary of the Treasury from time to time may call for by specific requisition for sale to the various services of the Government. If the General Supply Committee is unable to furnish serviceable machines to any such service of the Government, it shall furnish unserviceable machines, if available, at current exchange prices, and such machines shall then be applied by the service of the Government receiving them as part payment for new machines from commercial sources in accordance with the prices fixed in the preceding paragraph. And in selling typewriting machines to the various services the General Supply Committee may accept an equal number of unserviceable machines as part payment thereon at the exchange prices quoted in the current general schedule of supplies (<i>act Mar. 2, 1926, vol. 44, p. 138</i>)</p>	\$119,000.00	\$120,000.00																																																																																																																																																																												
<table><tr><td></td><td>Estimated expenditures, 1928 appropriation</td><td>Estimated expenditures, 1927 appropriation</td><td>Expended and obligated, 1926</td></tr><tr><td>Departmental service:</td><td></td><td></td><td></td></tr><tr><td>Salaries—</td><td></td><td></td><td></td></tr><tr><td>Clerical, administrative, and fiscal service—</td><td></td><td></td><td></td></tr><tr><td>Grade 11, \$3,800 to \$5,000; average, \$4,400—</td><td></td><td></td><td></td></tr><tr><td>Administrative officer (superintendent of supplies)</td><td>Average— No. 1 Salary \$4,400</td><td>Average— No. 1 Salary \$4,400</td><td>Average— No. 1 Salary \$4,400</td></tr><tr><td>Grade 9, \$3,000 to \$3,600; average, \$3,300—</td><td></td><td></td><td></td></tr><tr><td>Senior administrative assistant (assistant superintendent of supplies)</td><td>1 3,300</td><td>1 3,300</td><td>1 3,300</td></tr><tr><td>Grade 7, \$2,400 to \$3,000; average, \$2,700—</td><td></td><td></td><td></td></tr><tr><td>Junior administrative assistants</td><td>2 2,850</td><td>2 2,850</td><td>2 2,850</td></tr><tr><td>Grade 6, \$2,100 to \$2,700; average, \$2,400—</td><td></td><td></td><td></td></tr><tr><td>Principal clerks</td><td>2 2,350</td><td>2 2,350</td><td>2 2,159</td></tr><tr><td>Grade 5, \$1,800 to \$2,400; average, \$2,100—</td><td></td><td></td><td></td></tr><tr><td>Senior clerks</td><td>4 2,075</td><td>4 2,075</td><td>2 2,018</td></tr><tr><td>Grade 4, \$1,680 to \$2,040; average, \$1,860—</td><td></td><td></td><td></td></tr><tr><td>Clerks</td><td>6 1,860</td><td>6 1,860</td><td>5 1,863</td></tr><tr><td>Grade 3, \$1,500 to \$1,860; average, \$1,680—</td><td></td><td></td><td></td></tr><tr><td>Assistant clerks</td><td>9 1,700</td><td>9 1,700</td><td>9 1,711</td></tr><tr><td>Grade 2, \$1,320 to \$1,680; average, \$1,500—</td><td></td><td></td><td></td></tr><tr><td>Junior clerks</td><td>11 1,500</td><td>11 1,500</td><td>11 1,533</td></tr><tr><td>Grade 1, \$1,140 to \$1,500; average, \$1,320—</td><td></td><td></td><td></td></tr><tr><td>Underclerks</td><td>13 1,205</td><td>13 1,205</td><td>13 1,201</td></tr><tr><td>Custodial service:</td><td></td><td></td><td></td></tr><tr><td>Grade 7, \$1,680 to \$2,040; average, \$1,860—</td><td></td><td></td><td></td></tr><tr><td>Senior mechanics</td><td>2 1,950</td><td>2 1,950</td><td>2 1,950</td></tr><tr><td>Grade 6, \$1,500 to \$1,860; average, \$1,680—</td><td></td><td></td><td></td></tr><tr><td>Mechanics</td><td>6 1,630</td><td>6 1,630</td><td>6 1,614</td></tr><tr><td>Grade 3, \$1,020 to \$1,260; average, \$1,140—</td><td></td><td></td><td></td></tr><tr><td>Chauffeurs</td><td>3 1,060</td><td>3 1,060</td><td>3 1,060</td></tr><tr><td>Messengers</td><td>4 1,080</td><td>4 1,080</td><td>3 1,051</td></tr><tr><td>Grade 2, \$900 to \$1,140; average, \$1,020—</td><td></td><td></td><td></td></tr><tr><td>Junior laborers</td><td>16 945</td><td>16 945</td><td>16 937</td></tr><tr><td>Total average number of employees</td><td>80</td><td>80</td><td>79</td></tr><tr><td>Total salaries, departmental service</td><td>121,320.00</td><td>121,320.00</td><td>120,062.20</td></tr><tr><td>Reimbursements received for repairs to typewriters</td><td>7,620.00</td><td>7,620.00</td><td>7,625.00</td></tr><tr><td>01 Net salaries, departmental service</td><td>113,700.00</td><td>113,700.00</td><td>112,537.20</td></tr><tr><td>Supplies and materials:</td><td></td><td></td><td></td></tr><tr><td>0200 Stationery and office supplies</td><td>200.00</td><td>200.00</td><td>178.92</td></tr><tr><td>0220 Scientific and educational supplies</td><td>20.00</td><td>20.00</td><td>17.35</td></tr><tr><td>0230 Gasoline and oils</td><td>700.00</td><td>700.00</td><td>637.94</td></tr><tr><td>0280 Sundry supplies</td><td>700.00</td><td>700.00</td><td>705.14</td></tr><tr><td>0290 Shop materials</td><td>1,000.00</td><td>1,400.00</td><td>1,403.18</td></tr><tr><td>02 Total supplies and materials</td><td>2,620.00</td><td>3,020.00</td><td>2,942.53</td></tr></table>		Estimated expenditures, 1928 appropriation	Estimated expenditures, 1927 appropriation	Expended and obligated, 1926	Departmental service:				Salaries—				Clerical, administrative, and fiscal service—				Grade 11, \$3,800 to \$5,000; average, \$4,400—				Administrative officer (superintendent of supplies)	Average— No. 1 Salary \$4,400	Average— No. 1 Salary \$4,400	Average— No. 1 Salary \$4,400	Grade 9, \$3,000 to \$3,600; average, \$3,300—				Senior administrative assistant (assistant superintendent of supplies)	1 3,300	1 3,300	1 3,300	Grade 7, \$2,400 to \$3,000; average, \$2,700—				Junior administrative assistants	2 2,850	2 2,850	2 2,850	Grade 6, \$2,100 to \$2,700; average, \$2,400—				Principal clerks	2 2,350	2 2,350	2 2,159	Grade 5, \$1,800 to \$2,400; average, \$2,100—				Senior clerks	4 2,075	4 2,075	2 2,018	Grade 4, \$1,680 to \$2,040; average, \$1,860—				Clerks	6 1,860	6 1,860	5 1,863	Grade 3, \$1,500 to \$1,860; average, \$1,680—				Assistant clerks	9 1,700	9 1,700	9 1,711	Grade 2, \$1,320 to \$1,680; average, \$1,500—				Junior clerks	11 1,500	11 1,500	11 1,533	Grade 1, \$1,140 to \$1,500; average, \$1,320—				Underclerks	13 1,205	13 1,205	13 1,201	Custodial service:				Grade 7, \$1,680 to \$2,040; average, \$1,860—				Senior mechanics	2 1,950	2 1,950	2 1,950	Grade 6, \$1,500 to \$1,860; average, \$1,680—				Mechanics	6 1,630	6 1,630	6 1,614	Grade 3, \$1,020 to \$1,260; average, \$1,140—				Chauffeurs	3 1,060	3 1,060	3 1,060	Messengers	4 1,080	4 1,080	3 1,051	Grade 2, \$900 to \$1,140; average, \$1,020—				Junior laborers	16 945	16 945	16 937	Total average number of employees	80	80	79	Total salaries, departmental service	121,320.00	121,320.00	120,062.20	Reimbursements received for repairs to typewriters	7,620.00	7,620.00	7,625.00	01 Net salaries, departmental service	113,700.00	113,700.00	112,537.20	Supplies and materials:				0200 Stationery and office supplies	200.00	200.00	178.92	0220 Scientific and educational supplies	20.00	20.00	17.35	0230 Gasoline and oils	700.00	700.00	637.94	0280 Sundry supplies	700.00	700.00	705.14	0290 Shop materials	1,000.00	1,400.00	1,403.18	02 Total supplies and materials	2,620.00	3,020.00	2,942.53		
	Estimated expenditures, 1928 appropriation	Estimated expenditures, 1927 appropriation	Expended and obligated, 1926																																																																																																																																																																											
Departmental service:																																																																																																																																																																														
Salaries—																																																																																																																																																																														
Clerical, administrative, and fiscal service—																																																																																																																																																																														
Grade 11, \$3,800 to \$5,000; average, \$4,400—																																																																																																																																																																														
Administrative officer (superintendent of supplies)	Average— No. 1 Salary \$4,400	Average— No. 1 Salary \$4,400	Average— No. 1 Salary \$4,400																																																																																																																																																																											
Grade 9, \$3,000 to \$3,600; average, \$3,300—																																																																																																																																																																														
Senior administrative assistant (assistant superintendent of supplies)	1 3,300	1 3,300	1 3,300																																																																																																																																																																											
Grade 7, \$2,400 to \$3,000; average, \$2,700—																																																																																																																																																																														
Junior administrative assistants	2 2,850	2 2,850	2 2,850																																																																																																																																																																											
Grade 6, \$2,100 to \$2,700; average, \$2,400—																																																																																																																																																																														
Principal clerks	2 2,350	2 2,350	2 2,159																																																																																																																																																																											
Grade 5, \$1,800 to \$2,400; average, \$2,100—																																																																																																																																																																														
Senior clerks	4 2,075	4 2,075	2 2,018																																																																																																																																																																											
Grade 4, \$1,680 to \$2,040; average, \$1,860—																																																																																																																																																																														
Clerks	6 1,860	6 1,860	5 1,863																																																																																																																																																																											
Grade 3, \$1,500 to \$1,860; average, \$1,680—																																																																																																																																																																														
Assistant clerks	9 1,700	9 1,700	9 1,711																																																																																																																																																																											
Grade 2, \$1,320 to \$1,680; average, \$1,500—																																																																																																																																																																														
Junior clerks	11 1,500	11 1,500	11 1,533																																																																																																																																																																											
Grade 1, \$1,140 to \$1,500; average, \$1,320—																																																																																																																																																																														
Underclerks	13 1,205	13 1,205	13 1,201																																																																																																																																																																											
Custodial service:																																																																																																																																																																														
Grade 7, \$1,680 to \$2,040; average, \$1,860—																																																																																																																																																																														
Senior mechanics	2 1,950	2 1,950	2 1,950																																																																																																																																																																											
Grade 6, \$1,500 to \$1,860; average, \$1,680—																																																																																																																																																																														
Mechanics	6 1,630	6 1,630	6 1,614																																																																																																																																																																											
Grade 3, \$1,020 to \$1,260; average, \$1,140—																																																																																																																																																																														
Chauffeurs	3 1,060	3 1,060	3 1,060																																																																																																																																																																											
Messengers	4 1,080	4 1,080	3 1,051																																																																																																																																																																											
Grade 2, \$900 to \$1,140; average, \$1,020—																																																																																																																																																																														
Junior laborers	16 945	16 945	16 937																																																																																																																																																																											
Total average number of employees	80	80	79																																																																																																																																																																											
Total salaries, departmental service	121,320.00	121,320.00	120,062.20																																																																																																																																																																											
Reimbursements received for repairs to typewriters	7,620.00	7,620.00	7,625.00																																																																																																																																																																											
01 Net salaries, departmental service	113,700.00	113,700.00	112,537.20																																																																																																																																																																											
Supplies and materials:																																																																																																																																																																														
0200 Stationery and office supplies	200.00	200.00	178.92																																																																																																																																																																											
0220 Scientific and educational supplies	20.00	20.00	17.35																																																																																																																																																																											
0230 Gasoline and oils	700.00	700.00	637.94																																																																																																																																																																											
0280 Sundry supplies	700.00	700.00	705.14																																																																																																																																																																											
0290 Shop materials	1,000.00	1,400.00	1,403.18																																																																																																																																																																											
02 Total supplies and materials	2,620.00	3,020.00	2,942.53																																																																																																																																																																											

*Estimates of appropriations required for the service of the fiscal year ending June 30, 1928—Continued*

General object (title of appropriation), date of acts, references to Statutes at Large, or to Revised Statutes, and estimated amount required for each detailed object

Total amount to be appropriated under each head of appropriation

Amount appropriated for the fiscal year ending June 30, 1927

*Salaries and Expenses, General Supply Committee—Continued.*

	Estimated expenditures, 1928 appropriation	Estimated expenditures, 1927 appropriation	Expended and obligated, 1926
05 Communication service.....	\$850.00	\$850.00	\$812.68
06 Travel expenses.....	200.00	200.00	176.00
07 Freight and express.....			1.84
12 Repairs and alterations.....	1,200.00	1,500.00	1,456.04
Less reimbursements (typewriter repairs).....	750.00	750.00	758.78
	450.00	750.00	697.26
Equipment:			
3010 Furniture, furnishings, and fixtures.....	450.00	650.00	608.41
3050 Other equipment.....	730.00	830.00	763.55
30 Total equipment.....	1,180.00	1,480.00	1,371.96
Total.....	119,000.00	120,000.00	118,539.47

## OFFICE OF COMMISSIONER OF ACCOUNTS AND DEPOSITS

*Salaries, Office of Commissioner of Accounts and Deposits—*

For Commissioner of Accounts and Deposits and other personal services in the District of Columbia, in accordance with the classification act of 1923 (act Mar. 2, 1926, vol. 44, p. 139)-----

\$78,660.00

\$78,660.00

	Estimated expenditures, 1928 appropriation	Estimated expenditures, 1927 appropriation	Expended and obligated, 1926
Departmental service:			
Salaries—			
Clerical, administrative, and fiscal service—	<i>Average—</i>	<i>Average—</i>	<i>Average—</i>
Grade 13, \$6,000 to \$7,500; average, \$6,750—	<i>No. Salary</i>	<i>No. Salary</i>	<i>No. Salary</i>
Executive officer (commissioner).....	1 \$7,000	1 \$7,000	1 \$6,500
Grade 11, \$3,800 to \$5,000; average, \$4,400—			
Administrative officer.....	1 4,600	1 4,600	(1)
Grade 10, \$3,300 to \$3,900; average, \$3,600—			
Junior administrative officer (chief of section and accountant).....	1 3,900	1 3,900	1 3,900
Grade 9, \$3,000 to \$3,600; average, \$3,300—			
Senior administrative assistant (chief of division).....	1 3,600	1 3,600	
Grade 8, \$2,700 to \$3,300; average, \$3,000—			
Administrative assistant.....	1 3,000	1 3,000	1 2,800
Grade 7, \$2,400 to \$3,000; average, \$2,700—			
Junior administrative assistant (assistant chief of division).....	1 2,600	1 2,600	
Grade 6, \$2,100 to \$2,700; average, \$2,400—			
Principal clerk.....	1 2,400	1 2,400	1 2,300
Principal clerk-stenographer.....	1 2,400	1 2,400	1 2,100
Grade 5, \$1,860 to \$2,400; average, \$2,130—			
Senior clerks.....	2 2,250	2 2,250	
Grade 4, \$1,680 to \$2,040; average, \$1,860—			
Clerks.....	2 1,950	2 1,950	
Clerk-stenographers.....	2 1,950	2 1,950	
Grade 3, \$1,500 to \$1,860; average, \$1,680—			
Assistant clerk.....	1 1,860	1 1,860	
Assistant clerk-stenographers.....	2 1,860	2 1,860	1 1,860
Grade 2, \$1,320 to \$1,680; average, \$1,500—			
Junior clerks.....	2 1,470	2 1,470	
Professional and scientific service:			
Grade 5, \$5,200 to \$6,000; average, \$5,600—			
Senior economic analyst (chief of section).....	1 5,200	1 5,200	
Grade 4, \$3,800 to \$5,000; average, \$4,400—			
Economic analysts.....	2 3,800	1 3,800	
Grade 3, \$3,000 to \$3,600; average, \$3,300—			
Associate economic analysts.....	3 3,300	3 3,300	
Subprofessional service—			
Grade 6, \$1,860 to \$2,400; average, \$2,130—			
Senior library assistant.....	1 1,860	1 1,860	
Grade 5, \$1,680 to \$2,040; average, \$1,860—			
Library assistant.....	1 1,860	1 1,860	
Custodial service:			
Grade 3, \$1,020 to \$1,260; average, \$1,140—			
Messengers.....	3 1,140	3 1,140	1 1,080
Total average number of employees.....	30	29 1/2	7
Total salaries.....	80,160	78,745	20,540
Estimated lapse in salaries for 1928 and 1927.....	1,500	85	
01 Net salaries, departmental service.....	78,660	78,660	20,540

<sup>1</sup> During 1926 paid from "Expenses of loans amended and extended." Transferred to this office as of July 1, 1926.

NOTE.—Section of Statistics of the Secretary's office and Division of Deposits transferred on July 1, 1926, to office of Commissioner of Accounts and Deposits.

*Estimates of appropriations required for the service of the fiscal year ending June 30, 1928—Continued*

General object (title of appropriation), date of acts, references to Statutes at Large, or to Revised Statutes, and estimated amount required for each detailed object				Total amount to be appropriated under each head of appropriation	Amount appropriated for the fiscal year ending June 30, 1927	
<b>Library, Treasury Department—</b> For books of reference, law books, books on finance, technical and scientific books, newspapers for which payment may be made in advance, and periodicals, for expenses incurred in completing imperfect series, for library cards, supplies, and for all other necessary expenses ( <i>act Mar. 2, 1926, vol. 44, p. 139</i> )				\$1, 000. 00	\$2, 000. 00	
	Estimated expenditures, 1928 appropriation	Estimated expenditures, 1927 appropriation	Expended and obligated, 1926			
0222 Educational supplies.....		\$65				
3021 Equipment: Library stock (books on financial subjects).....	\$185	135				
Total.....	815	1, 800				
	1, 000	2, 000				
Total, Office of Commissioner of Accounts and Deposits.....				79, 660. 00	80, 660. 00	
DIVISION OF BOOKKEEPING AND WARRANTS						
<b>Salaries, Division of Bookkeeping and Warrants—</b> For the chief of the division, and other personal services in the District of Columbia, in accordance with the classification act of 1923 ( <i>act Mar. 2, 1926, vol. 44, p. 140</i> )				145, 000. 00	160, 000. 00	
	Estimated expenditures, 1928 appropriation	Estimated expenditures, 1927 appropriation	Expended and obligated, 1926			
<b>Departmental service:</b>						
<b>Salaries—</b>						
Clerical, administrative, and fiscal service—	<i>Average—</i>	<i>Average—</i>	<i>Average—</i>			
Grade 12, \$5,200 to \$6,000; average, \$5,600—	No. 1	Salary \$5, 600	No. 1	Salary \$5, 600	No. 1	Salary \$5, 600
Senior administrative officer (chief of division).....	1	4, 400	1	4, 400	1	4, 400
Grade 11, \$3,800 to \$5,000; average, \$4,400—						
Administrative officer (assistant chief of division).....	1	4, 400	1	4, 400	1	4, 217
Administrative officer (assistant to chief of division).....	1	4, 400	1	4, 400	1	4, 217
Grade 9, \$3,000 to \$3,600; average, \$3,300—						
Senior administrative assistant (executive clerk).....	1	3, 500	1	3, 400	1	3, 300
Grade 7, \$2,400 to \$3,000; average, \$2,700—						
Junior administrative assistants.....	2	2, 700	1½	2, 700	1½	2, 700
Grade 6, \$2,100 to \$2,700; average, \$2,400—						
Principal clerks.....	11	2, 400	11	2, 400	11	2, 398
Grade 5, \$1,860 to \$2,400; average, \$2,111.42—						
Senior clerks.....	13	2, 100	13	2, 100	11½	2, 116
Grade 4, \$1,680 to \$2,040; average, \$1,860—						
Clerks.....	16	1, 900	16	1, 900	16½	1, 928
Grade 3, \$1,500 to \$1,860; average, \$1,680—						
Assistant clerks.....	15½	1, 705	21	1, 705	21½	1, 731
Grade 2, \$1,320 to \$1,680; average, \$1,500—						
Junior clerks.....	2	1, 608	2½	1, 608	4½	1, 555
<b>Custodial service—</b>						
Grade 4, \$1,140 to \$1,500; average, \$1,320—						
Head messenger.....	1	1, 320	1	1, 320	1	1, 273
Grade 3, \$1,020 to \$1,260; average, \$1,140—						
Messengers.....	5	1, 090	6	1, 090	5½	1, 069
Total average number of employees.....	70½		76½		76½	
Total salaries, departmental service.....		145, 000. 00		155, 000. 00		155, 026. 88
The difference between 1927 and 1928 is due to decrease in force, \$10,000.						
Reserve.....			5, 000. 00			
Total.....		145, 000. 00	160, 000. 00			155, 026. 88



*Estimates of appropriations required for the service of the fiscal year ending June 30, 1928—Continued*

General object (title of appropriation), date of acts, references to Statutes at Large, or to Revised Statutes, and estimated amount required for each detailed object				Total amount to be appropriated under each head of appropriation	Amount appropriated for the fiscal year ending June 30, 1927
<b>Contingent Expenses, Public Moneys—</b>					
Contingent expenses, public moneys: For contingent expenses under the requirements of section 3653 of the Revised Statutes, for the collection, safe-keeping, transfer, and disbursement of the public money, transportation of notes, bonds, and other securities of the United States, salaries of special agents, actual expenses of examiners detailed to examine the books, accounts, and money on hand at the several depositories, including national banks acting as depositories, under the requirements of section 3649 of the Revised Statutes, also including examinations of cash accounts at mints and cost of insurance on shipments of money by registered mail when necessary ( <i>act Mar. 2, 1926, vol. 44, p. 140</i> )				\$210, 000. 00	\$200, 000. 00
	Estimated expenditures, 1928 appropriation	Estimated expenditures, 1927 appropriation	Expended and obligated, 1926		
02 Sundry supplies (2284 coin bags)-----	\$1, 200. 00	\$1, 200. 00	\$1, 185. 00		
05 Telegraph service-----	2, 200. 00	2, 200. 00	2, 174. 49		
Transportation of things:					
0700 Freight and incidental expenses-----	30. 00	30. 00	29. 64		
0710 Express and incidental charges-----	3, 300. 00	3, 300. 00	3, 285. 63		
0720 Parcel-post delivery-----	125, 570. 00	119, 570. 00	125, 330. 65		
0780 Mail insurance-----	77, 500. 00	73, 500. 00	77, 528. 29		
07 Total transportation of things-----	206, 400. 00	196, 400. 00	206, 174. 21		
13 Special and miscellaneous current expenses-----	200. 00	200. 00	198. 00		
Total-----	210, 000. 00	200, 000. 00	209, 731. 70		
<b>Recoinage of Gold Coins—</b>					
Recoinage of gold coins: For recoinage of uncurrent gold coins in the Treasury, to be expended under the direction of the Secretary of the Treasury, as required by section 3512 of the Revised Statutes ( <i>act Mar. 2, 1926, vol. 44, p. 140</i> )				3, 000. 00	3, 000. 00
1325 Recoinage of uncurrent gold coins in the Treasury: Expenditures—1928, \$3,000; 1927, \$3,000; 1926, \$2,496.28.					
<b>Recoinage of Minor Coins—</b>					
Recoinage of minor coins: To enable the Secretary of the Treasury to continue the recoinage of worn and uncurrent minor coins of the United States now in the Treasury or hereafter received, and to reimburse the Treasurer of the United States for the difference between the nominal or face value of such coins and the amount the same will produce in new coins ( <i>act Mar. 2, 1926, vol. 44, p. 140</i> )				15, 000. 00	15, 000. 00
1325 Recoinage of minor coins: Expenditures—1928, \$15,000; 1927, \$15,000; 1926, \$14,989.18.					
<b>Indefinite appropriation:</b>					
<b>Recoinage of Silver Coins—</b>					
That the Secretary of the Treasury is hereby authorized and directed to cause all worn and uncurrent subsidiary silver coin of the United States now in the Treasury, and hereafter received, to be recoined, and to reimburse the Treasurer of the United States for the difference between the nominal or face value of such coin and the amount the same will produce in new coin from any moneys in the Treasury not otherwise appropriated ( <i>act Mar. 14, 1900, vol. 81, p. 48, sec. 9</i> )				195, 000. 00	195, 000. 00
1325 Recoinage of silver coins: Expenditures—1928, \$195,000; 1927, \$195,000; 1926, \$218,678.46.					
Total, Division of Bookkeeping and Warrants-----				568, 000. 00	573, 000. 00

*Estimates of appropriations required for the service of the fiscal year ending June 30, 1928—Continued*

General object (title of appropriation), date of acts, references to Statutes at Large, or to Revised Statutes, and estimated amount required for each detailed object				Total amount to be appropriated under each head of appropriation	Amount appropriated for the fiscal year ending June 30, 1927
<b>PUBLIC DEBT SERVICE</b>					
<b>Public Debt Service—</b>					
For necessary expenses connected with the administration of any public debt issues and United States paper currency issues with which the Secretary of the Treasury is charged, <i>including cost of transportation of fit United States currency between Federal reserve banks (including branches) when directed by the Secretary of the Treasury</i> , including rent in the District of Columbia, and including the Commissioner of the Public Debt and other personal services in the District of Columbia in accordance with the classification act of 1923, <b>[\$2,700,000] \$2,650,000: Provided, That the amount to be expended for personal services in the District of Columbia shall not exceed [\$2,608,250] \$2,570,000: Provided further, That the indefinite appropriation "Expenses of loans, act of September 24, 1917, as amended and extended," shall not be used during the fiscal year [1927] 1928 to supplement the appropriation herein made for the current work of the Public Debt Service (act Mar. 2, 1926, vol. 44, p. 140)</b> -----				\$2, 650, 000. 00	\$2, 700, 000. 00
<b>Departmental service:</b>					
Office, Commissioner of the Public Debt—					
Salaries—					
Professional service—					
Grade 4, \$3,800 to \$5,000; average, \$4,400—					
Attorney (member of legal staff)-----	Average— No. 1	Average— Salary \$4,600	Average— No. 1	Average— Salary \$4,600	
Clerical, administrative, and fiscal service—					
Grade 13, \$6,000 to \$7,500; average, \$6,750—					
Executive officer (commissioner)-----	1	7, 000	1	7, 000	1 6, 500
Grade 12, \$5,200 to \$6,000; average, \$5,600—					
Senior administrative officer (deputy commissioner)-----	1	5, 600	1	5, 600	1 5, 600
Grade 9, \$3,000 to \$3,600; average, \$3,300—					
Senior administrative assistant-----	1	3, 300	1	3, 300	1 1, 420
Grade 7, \$2,400 to \$3,000; average, \$2,700—					
Junior administrative assistant-----	1	2, 800	1	2, 800	1 2, 800
Grade 6, \$2,100 to \$2,700; average, \$2,400—					
Principal clerks-----	2	2, 450	2	2, 450	2 2, 400
Grade 5, \$1,860 to \$2,400; average, \$2,111—					
Senior clerks-----	3	2, 367	3	2, 367	3 2, 367
Senior clerk-stenographer-----	1	2, 100	1	2, 100	1 175
Grade 4, \$1,680 to \$2,040; average, \$1,860—					
Clerks-----	4	1, 950	5	1, 968	5 1/2 2, 016
Principal stenographer-----	1	1, 860	1	1, 860	1 1/2 1, 473
Grade 3, \$1,500 to \$1,860; average, \$1,680—					
Assistant clerks-----	2	1, 770	2	1, 770	2 1, 770
Grade 2, \$1,320 to \$1,680; average, \$1,500—					
Junior clerks-----	2	1, 560	2	1, 560	2 1, 560
Custodial service—					
Grade 3, \$1,020 to \$1,260; average, \$1,140—					
Messengers-----	5	1, 104	4 1/2	1, 106	4 1, 060
Total average number of employees-----	25		25 1/2		23 1/2
Total salaries, departmental service-----		\$9, 240. 00		\$1, 200. 00	
<b>Division of Loans and Currency—</b>					
Salaries—					
Professional service—					
Grade 3, \$3,000 to \$3,600; average, \$3,300—					
Associate attorney-----	1	3, 400	1	3, 400	1 3, 300
Subprofessional service—					
Grade 4, \$1,500 to \$1,860; average, \$1,680—					
Nurses-----	2	1, 680	2	1, 680	1 1/2 1, 590
Clerical, administrative, and fiscal service—					
Grade 12, \$5,200 to \$6,000; average, \$5,600—					
Senior administrative officer-----	1	5, 600	1	5, 600	1 5, 600
Grade 11, \$3,800 to \$5,000; average, \$4,400—					
Administrative officers-----	2	4, 400	2	4, 400	2 4, 200
Grade 10, \$3,300 to \$3,900; average, \$3,600—					
Junior administrative officers-----	2	3, 600	2	3, 600	2 3, 600
Grade 9, \$3,000 to \$3,600; average, \$3,300—					
Senior administrative assistants-----	2	3, 300	2	3, 300	2 1/2 3, 216
Grade 8, \$2,700 to \$3,300; average, \$3,000—					
Administrative assistants-----	9	2, 822	9	2, 822	8 1/2 2, 831
Grade 7, \$2,400 to \$3,000; average, \$2,700—					
Junior administrative assistants-----	8	2, 625	8	2, 625	7 1/2 2, 643
Grade 6, \$2,100 to \$2,700; average, \$2,400—					
Principal clerks-----	22	2, 445	22	2, 445	21 1/2 2, 413
Grade 5, \$1,860 to \$2,400; average, \$2,100—					
Senior clerks-----	50	2, 156	50	2, 156	52 1/2 2, 142
Senior clerk-stenographers-----	3	2, 233	3	2, 233	2 1/2 2, 225
Grade 4, \$1,680 to \$2,040; average, \$1,860—					
Clerks-----	89	1, 951	89	1, 951	93 1/2 1, 943
Clerk-stenographers-----	8	1, 860	8	1, 860	6 1/2 1, 877
Grade 3, \$1,500 to \$1,860; average, \$1,680—					
Assistant clerks-----	143	1, 781	148	1, 779	149 1/2 1, 770
Senior stenographers-----	11	1, 713	11	1, 713	12 1/2 1, 684
Senior operators, office devices-----	3	1, 680	3	1, 680	2 1/2 1, 680

<sup>1</sup> One clerk, grade 4, \$2,040, transferred to estimate for division of supply.

*Estimates of appropriations required for the service of the fiscal year ending June 30, 1928—Continued*

General object (title of appropriation), date of acts, references to Statutes at Large, or to Revised Statutes, and estimated amount required for each detailed object	Estimated expenditures, 1928 appropriation		Estimated expenditures, 1927 appropriation		Expended and obligated, 1926	Total amount to be appropriated under each head of appropriation	Amount appropriated for the fiscal year ending June 30, 1927
Public Debt Service—Continued.							
Departmental service—Continued.							
Division of Loans and Currency—Continued.							
Salaries—Continued.							
Clerical, administrative, and fiscal service—Con.	Average—		Average—		Average—		
Grade 2, \$1,320 to \$1,680; average, \$1,500—	No.	Salary	No.	Salary	No.	Salary	
Junior clerks.....	215	\$1,642	226	\$1,640	214½	\$1,616	
Senior typists.....	51	1,605	51	1,605	51½	1,594	
Junior stenographers.....	25	1,656	25	1,656	29½	1,636	
Junior operators, office devices.....	3	1,680	3	1,680	3½	1,693	
Grade 1, \$1,140 to \$1,500; average, \$1,320—							
Underclerks.....	157	1,401	157	1,401	162½	1,371	
Junior typists.....	20	1,446	20	1,446	23½	1,412	
Underoperators, office devices.....	3	1,400	3	1,400	3½	1,422	
Custodial service—							
Grade 8, \$1,860 to \$2,400; average, \$2,100—							
Principal mechanic.....	1	2,400	1	2,400	1	2,400	
Grade 7, \$1,680 to \$2,040; average, \$1,860—							
Senior mechanic.....	1	2,040	1	2,040	1	2,040	
Grade 6, \$1,500 to \$1,860; average, \$1,680—							
Mechanics.....	4	1,770	4	1,770	3½	1,781	
Grade 5, \$1,320 to \$1,680; average, \$1,500—							
Junior mechanic.....	1	1,320	1	1,320			
Grade 4, \$1,140 to \$1,500; average, \$1,320—							
Head messenger.....	1	1,380	1	1,380	1	1,380	
Assistant foreman of laborers.....	1	1,260	1	1,260	½	1,260	
Senior guard.....	1	1,260	1	1,260	1	1,260	
Grade 3, \$1,020 to \$1,260; average, \$1,140—							
Messengers.....	52	1,108	51	1,109	52½	1,129	
Senior laborers.....	20	1,098	20	1,098	19½	1,097	
Minor mechanics.....	2	1,170	2	1,170	3	1,160	
Guards (watchmen).....	2	1,140	2	1,140	2	1,140	
Grade 2, \$900 to \$1,140; average, \$1,020—							
Subordinate mechanics.....	1	900	1	900	2½	902	
Grade 1, \$600 to \$780; average, \$690—							
Junior messenger.....			1	780	1	780	
Total number of employees.....	917		933		945½		
Total salaries, departmental service.....	1,552,980.00		1,579,000.00		1,582,968.95		
Division of public debt accounts and audit—							
Salaries—							
Clerical, administrative, and fiscal service—							
Grade 11, \$3,800 to \$5,000; average, \$4,400—							
Administrative officer.....	1	4,400	1	4,400	1	4,400	
Grade 10, \$3,300 to \$3,900; average, \$3,600—							
Junior administrative officer.....	1	3,600	1	3,600	½	3,600	
Grade 9, \$3,000 to \$3,600; average, \$3,300—							
Senior administrative assistant.....	1	3,300	1	3,300	1	3,300	
Grade 8, \$2,700 to \$3,300; average, \$3,000—							
Administrative assistant.....	1	3,000	1	3,000	1½	3,000	
Grade 7, \$2,400 to \$3,000; average, \$2,700—							
Junior administrative assistants.....	3	2,567	3	2,567	3	2,567	
Grade 6, \$2,100 to \$2,700; average, \$2,400—							
Principal clerks.....	6	2,433	6	2,433	6	2,433	
Grade 5, \$1,860 to \$2,400; average, \$2,111.42—							
Senior clerk-stenographer.....	1	2,100	1	2,100	1	2,100	
Senior clerks.....	16	2,092	16	2,092	16	2,092	
Grade 4, \$1,680 to \$2,040; average, \$1,860—							
Clerk-stenographer.....	1	1,860	1	1,860	1	1,862	
Head operator, office devices.....	1	1,680	1	1,680	1	1,680	
Clerks.....	15	1,896	15	1,896	14½	1,897	
Grade 3, \$1,500 to \$1,860; average, \$1,680—							
Head typist.....	1	1,680	1	1,680	1	1,680	
Assistant clerk-stenographers.....	2	1,680	2	1,680	2	1,684	
Senior operators, office devices.....	8	1,545	8	1,545	8½	1,550	
Assistant clerks.....	43	1,701	43	1,701	44½	1,709	
Grade 2, \$1,320 to \$1,680; average, \$1,500—							
Junior clerk-typist.....	1	1,680	1	1,680	1	1,680	
Junior clerk-stenographer.....	1	1,440	1	1,440	1	1,440	
Senior typists.....	2	1,440	2	1,440	2	1,440	
Junior clerks.....	15	1,488	15	1,488	14½	1,501	
Grade 1, \$1,140 to \$1,500; average, \$1,320—							
Junior typists.....	3	1,440	3	1,440	3	1,425	
Underclerks.....	8	1,440	8	1,440	9½	1,433	
Custodial service—							
Grade 3, \$1,020 to \$1,260; average, \$1,140—							
Messengers.....	6	1,070	6	1,070	5½	1,070	
Total average number of employees.....	137		137		139		
Total salaries, departmental service.....	245,280.00		245,280.00		248,734.81		
1 Transferred to estimate for Division of Supply: 1 assistant clerk, grade 3, \$1,680, 1 junior clerk, grade 2, \$1,680, 1 junior clerk, grade 2, \$1,440.							

<sup>1</sup> Transferred to estimate for Division of Supply: 1 assistant clerk, grade 3, \$1,680, 1 junior clerk, grade 2, \$1,680, 1 junior clerk, grade 2, \$1,440.

*Estimates of appropriations required for the service of the fiscal year ending June 30, 1928—Continued*

General object (title of appropriation), date of acts, references to Statutes at Large, or to Revised Statutes, and estimated amount required for each detailed object				Total amount to be appropriated under each head of appropriation	Amount appropriated for the fiscal year ending June 30, 1927
<i>Public Debt Service—Continued.</i>					
Departmental service—Continued.					
Office of the Register of the Treasury—					
Salaries—					
Clerical, administrative, and fiscal service—					
Grade 12, \$5,200 to \$6,000; average, \$5,600—	Average—	Average—	Average—		
Senior administrative officer (Register of the Treasury).....	No. 1 Salary \$5,600	No. 1 Salary \$5,600	No. 1 Salary \$5,600		
Grade 10, \$3,300 to \$3,900; average, \$3,600—					
Junior administrative officer (Assistant Register of the Treasury).....	1 3,600	1 3,600	1 3,600		
Grade 9, \$3,000 to \$3,600; average, \$3,300—					
Senior administrative assistant (chief clerk).....	1 3,300	1 3,300	1 3,300		
Senior administrative assistant (chief of division).....	2 3,300	2 3,300	2 3,300		
Grade 8, \$2,700 to \$3,300; average, \$3,000—					
Administrative assistant.....	1 2,800	1 2,800	1 2,800		
Grade 7, \$2,400 to \$3,000; average, \$2,700—					
Junior administrative assistant.....	4 2,725	4 2,725	2½ 2,800 1 2,500		
Grade 6, \$2,100 to \$2,700; average, \$2,400—					
Principal clerks.....	7 2,286	7 2,286	1 2,600 2 2,500 1 2,300 4 2,100		
Grade 5, \$1,860 to \$2,400; average, \$2,111.42—					
Senior clerk.....	15 2,141	15 2,141	5½ 2,300 5½ 2,100 1 2,000 2 1,880 1 2,100		
Head stenographer.....	1 2,100	1 2,100	1 2,100		
Grade 4, \$1,680 to \$2,040; average, \$1,860—					
Clerks.....	36 1,903	36 1,903	10½ 2,040 4 1,980 17½ 1,860 3½ 1,740 8½ 1,680 1 1,860		
Clerks.....					
Principal stenographer.....	1 1,860	1 1,860	1 1,860		
Grade 3, \$1,500 to \$1,860; average, \$1,680—					
Assistant clerks.....	61 1,663	65 1,692	10½ 1,860 14½ 1,740 22½ 1,680 10½ 1,560 15½ 1,500 1 1,860		
Senior stenographer.....	1 1,860	1 1,860	1 1,860		
Grade 2, \$1,320 to \$1,680; average, \$1,500—					
Junior clerks.....	85 1,560	85 1,560	38½ 1,680 19½ 1,560 2½ 1,500 38½ 1,440 4½ 1,380 5½ 1,320 2 1,680 4 1,440 1 1,440		
Senior typists.....	6 1,520	6 1,520	2 1,680 4 1,440 1 1,440		
Junior stenographer.....	1 1,440	1 1,440	1 1,440		
Grade 1, \$1,140 to \$1,500; average, \$1,320—					
Underclerks.....	164 1,406	165 1,407	9½ 1,500 196½ 1,440 72½ 1,380 29½ 1,260 1 1,200 19½ 1,140 3 1,440		
Junior typists.....	3 1,440	3 1,440	3 1,440		
Subprofessional service—					
Grade 4, \$1,500 to \$1,860; average, \$1,680—					
Assistant social service worker.....	1 1,680	1 1,680	½ 1,680 2 1,680		
Nurse.....					
Grade 3, \$1,320 to \$1,680; average, \$1,500—					
Underlibrary assistant.....			½ 1,440		
Custodial service—					
Grade 5, \$1,320 to \$1,680; average, \$1,500—					
Junior mechanics.....	2 1,500	2 1,500	1 1,560 ½ 1,440		
Grade 4, \$1,140 to \$1,500; average, \$1,320—					
Undermechanic.....	1 1,260	1 1,260	½ 1,440 ½ 1,260 ½ 1,140		
Grade 3, \$1,020 to \$1,260; average, \$1,140—					
Messengers.....	21 1,109	21 1,109	5½ 1,260 5 1,140 3 1,080 10½ 1,020		
Grade 2, \$900 to \$1,140; average, \$1,020—					
Assistant messenger.....			½ 900		
Charwoman.....		1 900	1 900		
Total average number of employees.....	416	422	633½		
Total salaries, departmental service.....	665,860.00	674,080.00	973,921.43		

*Estimates of appropriations required for the service of the fiscal year ending June 30, 1928—Continued*

General object (title of appropriation), date of acts, references to Statutes at Large, or to Revised Statutes, and estimated amount required for each detailed object

Total amount to be appropriated under each head of appropriation

Amount appropriated for the fiscal year ending June 30, 1927

*Public Debt Service—Continued.*

	Estimated expenditures, 1928 appropriation	Estimated expenditures, 1927 appropriation	Expended and obligated, 1926
<b>Departmental service—Continued.</b>			
<b>Division of paper custody—</b>			
Salaries—			
Clerical, administrative, and fiscal service—			
Grade 8, \$2,700 to \$3,300; average, \$3,000—			
Administrative assistant (chief of division).....	Average— No. 1 \$3,000	Average— No. 1 \$3,000	Average— No. 1 \$3,000
Grade 7, \$2,400 to \$3,000; average, \$2,700—	1 2,400	1 2,400	
Junior administrative assistant.....			
Grade 6, \$2,100 to \$2,700; average, \$2,400—	2 2,500	2 2,500	3 2,364
Principal clerks.....			
Grade 4, \$1,680 to \$2,040; average, \$1,860—	1 2,040	1 2,040	1 2,040
Clerk.....			
Grade 3, \$1,500 to \$1,860; average, \$1,680—	4 1,680	4 1,680	4 1,680
Assistant clerks.....			
Grade 2, \$1,320 to \$1,680; average, \$1,500—	2 1,440	2 1,440	2 1,440
Junior clerks.....			
Grade 1, \$1,140 to \$1,500; average, \$1,320—	15 1,312	15 1,312	15 1,310
Underclerks.....			
Custodial service—			
Grade 3, \$1,020 to \$1,260; average, \$1,140—	6 1,140	6 1,140	6 1,140
Messengers.....			
Grade 2, \$800 to \$1,140; average, \$1,020—	10 1,008	11 1,004	10 1,005
Junior laborers.....			
Total average number of employees.....	42	43	42 1/4
Total salaries.....	58,640.00	59,600.00	58,852.58
Deduct estimated cost of reimbursable work.....	12,000.00	12,000.00	12,000.00
01 Total net salaries, departmental service.....	46,640.00	47,600.00	46,852.58
The difference between 1928 and 1927 is due to decrease of 1 in force, \$860.			
Total average number of employees.....	1,537	1,560 1/4	1,784 1/4
01 Total salaries, departmental service.....	2,570,000.00	2,608,060.00	2,908,741.83
<b>Field service:</b>			
Salaries and wages—			
Salary range, \$6,000 to \$7,500; average, \$6,750—			
Chief economic analyst.....		1 616.67	1 6,000.00
01 Total personal services.....	2,570,000.00	2,608,676.67	2,914,741.83
02 Supplies and materials:			
0200 Office supplies.....	3,650.00	4,675.00	28,779.49
0220 Scientific and educational supplies.....	765.00	765.00	841.80
0230 Fuel.....	2,950.00	2,950.00	2,946.96
0230 Sundry supplies.....	900.00	900.00	904.52
02 Total supplies and materials.....	8,265.00	9,480.00	33,475.77
Communication service:			
0500 Telegraph.....	2,810.00	2,860.00	2,861.88
0510 Telephone.....	5,550.00	5,650.00	5,566.81
0520 Other communication service.....	150.00	150.00	130.00
05 Total communication service.....	8,510.00	8,660.00	8,657.69
06 Travel expenses.....	690.00	690.00	619.02
07 Transportation of things.....	600.00	700.00	727.96
08 Engraving and printing.....			12,243.60
10 Furnishing of heat, light, and power.....	9,000.00	9,200.00	9,236.16
11 Rents.....	40,000.00	40,000.00	43,856.00
12 Repairs and alterations.....	3,925.00	4,850.00	4,860.44
13 Special and miscellaneous expenses.....	780.00	783.33	790.29
Equipment:			
3010 Furniture, furnishings, and fixtures.....	6,730.00	13,550.00	8,861.63
3050 Other equipment.....	1,500.00	3,400.00	1,793.58
30 Total equipment.....	8,230.00	16,950.00	10,655.21
Total.....	80,000.00	91,323.33	124,922.14
Total.....	2,650,000.00	2,700,000.00	3,039,663.97

1 Represents total paid and not rate per annum.

## Estimates of appropriations required for the service of the fiscal year ending June 30, 1928—Continued

General object (title of appropriation), date of acts, references to Statutes at Large, or to Revised Statutes, and estimated amount required for each detailed object	Total amount to be appropriated under each head of appropriation	Amount appropriated for the fiscal year ending June 30, 1927
--	--	--

*Distinctive Paper for United States Securities—*

Distinctive paper for United States securities: For distinctive paper for United States currency, national-bank currency, and Federal reserve bank currency, not exceeding [216,316,000] 212,435,233 sheets, including transportation of paper, traveling, mill, and other necessary expenses, and salaries of employees, and expense of officer detailed from the Treasury Department, \$50 per month when actually on duty; in all (*act Mar. 2, 1926, vol. 44, p. 140*)

\$1,421,715.00

\$1,456,993.63

	Estimated expenditures, 1928 appropriation	Estimated expenditures, 1927 appropriation	Expended and obligated, 1926
<b>Field service:</b>			
Salaries and wages—	<i>Average—</i>	<i>Average—</i>	<i>Average—</i>
Salary range, \$1,500 to \$1,800; average, \$1,680—	No. Salary	No. Salary	No. Salary
Clerk-registers.....	6 \$1,620	6 \$1,620	6 \$1,620
Salary range, \$1,140 to \$1,500; average, \$1,320—			
Senior guard.....	1 1,260	1 1,260	1 1,260
Junior typist.....	1 1,200	1 1,200	1 1,030
Underclerks.....	8 1,140	8 1,140	6 1,140
Salary range, \$1,020 to \$1,280; average, \$1,140—			
Senior laborers.....	6 1,140	6 1,140	5 1,140
Guards.....	8 1,140	8 1,140	7 1,140
Total average number of employees.....	30	30	27
Total salaries and wages, field service.....	37,260.00	37,260.00	33,814.16
Deduct for personal service on account of reimbursable work.....	6,000.00	6,000.00	4,019.74
Net salaries and wages, field service.....	31,260.00	31,260.00	29,794.42
0140 Allowance for quarters and subsistence.....	600.00	600.00	564.98
01 Total personal services.....	31,860.00	31,860.00	30,359.40
02 Supplies and materials (distinctive paper).....	1,311,123.70	1,335,075.31	1,419,531.39
Communication service:			
0500 Telegraph.....	5.00	5.00	2.25
0510 Telephone.....	5.00	5.00	
05 Total communication service.....	10.00	10.00	2.25
Travel expenses:			
0615 Transportation.....	200.00	200.00	41.45
0616 Subsistence.....	200.00	200.00	145.20
06 Total travel expenses.....	400.00	400.00	186.65
07 Transportation of things (service).....	73,271.30	74,629.02	78,905.46
09 Advertising and publication of notices.....	50.00	50.00	46.42
13 Special and miscellaneous current expenses.....	5,000.00	4,368.10	344.98
Reserve.....		10,601.20	
Total.....	1,421,715.00	1,456,993.63	1,529,376.55

*Expenses of Loans (act Sept. 24, 1917, as amended and extended)—*

Indefinite appropriation of an amount not exceeding one-tenth of 1 per cent of the amount of bonds and certificates of indebtedness authorized for payment of all necessary expenses of issue, including rent (*act Apr. 24, 1917, vol. 40, p. 37, sec. 8*).

Indefinite appropriation of a sum not exceeding one-fifth of 1 per cent of the amount of bonds, notes, and war-savings certificates and one-tenth of 1 per cent of the amount of certificates of indebtedness authorized for payment of all necessary expenses of issue, including rent, [\$330,315] \$306,540, of which amount not to exceed \$90,040 may be expended for personal services in the District of Columbia (*act Sept. 24, 1917, vol. 40, p. 292, sec. 10, as amended*)

306,540.00

330,315.00

NOTE—This appropriation limited after June 30, 1921, by act of May 29, 1920, vol. 41, p. 646, but by the act of June 16, 1921, vol. 42, p. 36, sec. 1, the provisions of the act of Sept. 24, 1917, were extended to cover operations arising in connection with any public debt issues made subsequent to June 30, 1921, etc.

	Estimated expenditures, 1928 appropriation	Estimated expenditures, 1927 appropriation	Expended and obligated, 1926
<b>Departmental service:</b>			
Secretary's office—			
Salaries—	<i>Average—</i>	<i>Average—</i>	<i>Average—</i>
Professional services—	No. Salary	No. Salary	No. Salary
Grade 5, \$5,200 to \$6,000; average, \$5,600—	2 \$6,000	2 \$6,000	2 \$6,000
Senior attorneys.....			
Clerical, administrative, and fiscal service—			
Grade 11, \$3,800 to \$5,000; average, \$4,400—	1 5,000	1 5,000	2 4,700
Administrative officers.....			
Total average number of employees.....	3	3	4
Total salaries, departmental service.....	17,000.00	17,000.00	21,399.98

*Estimates of appropriations required for the service of the fiscal year ending June 30, 1928—Continued*

General object (title of appropriation), date of acts, references to Statutes at Large, or to Revised Statutes, and estimated amount required for each detailed object				Total amount to be appropriated under each head of appropriation	Amount appropriated for the fiscal year ending June 30, 1927
<i>Expenses of Loans (act Sept. 24, 1917, as amended and extended)—Continued.</i>					
<b>Departmental service—Continued.</b>					
<b>Division of Loans and Currency—</b>					
<b>Salaries—</b>					
<b>Clerical, administrative, and fiscal service—</b>					
Grade 5, \$1,860 to \$2,400; average, \$2,111—	<i>Average—</i>		<i>Average—</i>		
Senior clerk	<i>No.</i>	<i>Salary</i>	<i>No.</i>	<i>Salary</i>	<i>Average—</i>
Grade 3, \$1,500 to \$1,860; average, \$1,680—	1	\$2,300	1	\$2,300	<i>No.</i>
Assistant clerks	8	1,793	8	1,793	20
Grade 2, \$1,320 to \$1,680; average, \$1,500—					<i>Salary</i>
Junior clerks	12	1,640	12	1,640	24½
Senior typists	2	1,680	2	1,680	2½
Junior operator office device	1	1,680	1	1,680	1
Grade 1, \$1,140 to \$1,500; average, \$1,320—					
Underclerks	10	1,440	10	1,440	20½
Junior typists	10	1,440	10	1,440	7½
Underoperators office devices	2	1,440	2	1,440	1
<b>Custodial service—</b>					
Grade 3, \$1,020 to \$1,260; average, \$1,140—					
Senior laborer					1
Total number of employees	46		46		79½
Total salaries, departmental service		73,040.00		73,040.00	124,274.19
<b>Distribution Unit—</b>					
<b>Salaries—</b>					
<b>Clerical, administrative, and fiscal service—</b>					
Grade 7, \$2,400 to \$3,000; average, \$2,700—					
Junior administrative assistant (chief of division)					½
<b>Office of chief clerk—</b>					
<b>Salaries—</b>					
<b>Clerical, administrative, and fiscal service—</b>					
Grade 4, \$1,680 to \$2,040; average, \$1,860—					
Clerk					½
Grade 3, \$1,500 to \$1,860; average, \$1,680—					
Assistant clerk					1
Senior operator office devices					1
Grade 2, \$1,320 to \$1,680; average, \$1,500—					
Junior operator office devices					1½
Grade 1, \$1,140 to \$1,500; average, \$1,320—					
Underclerk					1½
<b>Custodial service—</b>					
Grade 2, \$900 to \$1,140; average, \$1,020—					
Junior laborer					1
Total average number of employees					17½
Total salaries, departmental service					10,956.06
<b>01 Total number of employees</b>	<b>49</b>		<b>49</b>		<b>91½</b>
<b>Total salaries, departmental service</b>		<b>90,040.00</b>		<b>90,040.00</b>	<b>156,880.25</b>
<b>Supplies and materials:</b>					
<b>0200 Office supplies</b>		<b>2,500.00</b>		<b>2,500.00</b>	<b>5,847.88</b>
<b>0220 Scientific and educational supplies</b>		<b>200.00</b>		<b>200.00</b>	<b>209.87</b>
<b>0201 Printing and binding</b>		<b>3,000.00</b>		<b>3,000.00</b>	
<b>0280 Sundry supplies</b>		<b>8,000.00</b>		<b>8,000.00</b>	<b>7,743.61</b>
<b>02 Total supplies and materials</b>		<b>13,700.00</b>		<b>13,700.00</b>	<b>13,801.36</b>
<b>Communication service:</b>					
<b>0500 Telegraph</b>		<b>12,525.00</b>		<b>12,525.00</b>	<b>12,531.68</b>
<b>0510 Telephone</b>		<b>275.00</b>		<b>275.00</b>	<b>336.52</b>
<b>05 Total communication service</b>		<b>12,800.00</b>		<b>12,800.00</b>	<b>12,868.20</b>
<b>06 Travel expenses</b>		<b>3,000.00</b>		<b>3,000.00</b>	<b>2,722.76</b>
<b>07 Transportation of things</b>		<b>600.00</b>		<b>600.00</b>	<b>563.08</b>
<b>08 Engraving and printing</b>		<b>57,000.00</b>		<b>57,000.00</b>	<b>56,445.64</b>
<b>10 Furnishing of heat, light, and power</b>					<b>448.32</b>
<b>12 Repairs and alterations</b>		<b>100.00</b>		<b>100.00</b>	
<b>13 Special and miscellaneous current expenses</b>		<b>800.00</b>		<b>800.00</b>	
<b>30 Furniture, furnishings, and fixtures</b>		<b>1,500.00</b>		<b>1,500.00</b>	<b>1,181.85</b>
<b>Total, departmental service</b>		<b>178,540.00</b>		<b>178,540.00</b>	<b>244,911.46</b>
<b>Allotment to the Post Office Department for expenses of Treasury (war) savings certificates</b>		<b>9,000.00</b>		<b>9,000.00</b>	<b>28,799.26</b>
<b>Reimbursement to Federal reserve banks:</b>					
<b>01 Total salaries of Federal reserve bank employees</b>		<b>97,000.00</b>		<b>97,000.00</b>	<b>96,894.83</b>
<b>Supplies and materials:</b>					
<b>0200 Stationery and office supplies</b>		<b>1,650.00</b>		<b>1,650.00</b>	<b>1,647.77</b>
<b>0201 Printing and binding</b>		<b>11,060.00</b>		<b>11,060.00</b>	<b>11,056.89</b>
<b>02 Total supplies and materials</b>		<b>12,710.00</b>		<b>12,710.00</b>	<b>12,704.66</b>

1 Transferred to office of chief clerk

14825—26—55

*Estimates of appropriations required for the service of the fiscal year ending June 30, 1928—Continued*

General object (title of appropriation), date of acts, references to Statutes at Large, or to Revised Statutes, and estimated amount required for each detailed object				Total amount to be appropriated under each head of appropriation	Amount appropriated for the fiscal year ending June 30, 1927
<b>Expenses of Loans (act Sept. 24, 1917, as amended and extended)—Continued.</b>					
	Estimated expenditures, 1928 appropriation	Estimated expenditures, 1927 appropriation	Expended and obligated, 1926		
Communication service:					
0500 Telegraph service.....	\$1,200.00	\$1,200.00	\$1,208.36		
0510 Telephone service.....	515.00	515.00	514.07		
0520 Other communication service.....	6,400.00	6,400.00	6,378.77		
05 Total communication service.....	8,115.00	8,115.00	8,101.20		
07 Transportation of things.....	25.00	25.00			
13 Special and miscellaneous current expenses.....	150.00	150.00	166.89		
Total for Federal reserve banks.....	118,000.00	118,000.00	117,867.58		
RECAPITULATION					
Total, departmental service.....	179,540.00	179,540.00	244,911.46		
Total allotment to Post Office Department.....	9,000.00	9,000.00	28,799.26		
Total, Federal reserve banks.....	118,000.00	118,000.00	117,867.58		
Total.....	306,540.00	306,540.00	391,578.30		
<b>Preparation and Issue of Federal Reserve Notes, Reimbursable—</b>					
Indefinite appropriation to pay the cost of engraved work, etc., printing, and issue of Federal reserve notes, fully reimbursable by the Federal reserve banks (act Dec. 23, 1913, vol. 38, p. 267, sec. 16).....				\$1,504,000.00	\$1,809,500.00
08 Printing and binding, engraving, etc.: Expenditures—1928, \$1,504,000; 1927, \$1,809,500; 1926, \$1,406,120.					
<b>Preparation, Custody, and Delivery of Farm Loan Bonds, Reimbursable—</b>					
Indefinite appropriation to cover the expenses incurred in the preparation, custody, and delivery of farm loan bonds, reimbursable by the Federal Farm Loan Board through assessment upon the farm loan banks in proportion to the work executed (act July 17, 1916, vol. 39, p. 377, sec. 20).....				71,000.00	71,000.00
08 Printing and binding, engraving, etc.: Expenditures—1928, \$71,000; 1927, \$71,000; 1926, \$80,187.84.					
<b>Preparation, Custody, and Delivery of Federal Intermediate Credit Banks Securities, Reimbursable—</b>					
Indefinite appropriation to cover the expenses incurred in the preparation, custody, and delivery of Federal intermediate credit banks securities, reimbursable by the Federal Farm Loan Board through assessment upon the Federal intermediate credit banks in proportion to the work executed (act Mar. 4, 1923, vol. 42, p. 1456, sec. 205(b)).....				3,000.00	3,600.00
08 Printing and binding, engraving, etc.: Expenditures—1928, \$3,000; 1927, \$3,600; 1926, \$1,858.70.					
Total, public debt service proper.....				5,956,255.00	6,371,408.63
<b>Interest on the Public Debt—</b>					
Indefinite appropriation for payment of interest on public debt (R. S., sec. 3693).....				755,000,000.00	785,000,000.00
2000 Interest on the public debt of the United States—Expenditures—1928, \$755,000,000; 1927 (revised), \$785,000,000; 1926, \$831,447,051.12.					
<b>Sinking Fund—</b>					
SEC. 6 (a). That there is hereby created in the Treasury a cumulative sinking fund for the retirement of bonds and notes issued under the first Liberty bond act, the second Liberty bond act, the third Liberty bond act, the fourth Liberty bond act, or under this act, and outstanding on July 1, 1920. The sinking fund and all additions thereto are hereby appropriated for the payment of such bonds and notes at maturity, or for the redemption or purchase thereof before maturity by the Secretary of the Treasury at such prices and upon such terms and conditions as he shall prescribe, and shall be available until all such bonds and notes are retired. The average cost of the bonds and notes purchased shall not exceed par and accrued interest. Bonds and notes purchased, redeemed, or paid out of the sinking fund shall be canceled and retired and shall not be reissued. For the fiscal year beginning July 1, 1920, and for each fiscal year thereafter, until all such bonds and notes are retired, there is hereby appropriated, out of any money in the Treasury not otherwise appropriated, for the purposes of such sinking fund, an amount equal to the sum of (1) 2½ per cent of the aggregate amount of such bonds and notes outstanding on July 1, 1920, less an amount equal to the par amount of any obligations of foreign governments held by the United States on July 1, 1920, and (2) the interest which would have been payable during the fiscal year for which the appropriation is made on the bonds and notes purchased, redeemed, or paid out of the sinking fund during such year or in previous years (act Mar. 3, 1919, vol. 40, pp. 1311, 1312, sec. 6).....				354,157,085.00	336,058,208.26



*Estimates of appropriations required for the service of the fiscal year ending June 30, 1928—Continued*

General object (title of appropriation), date of acts, references to Statutes at Large, or to Revised Statutes, and estimated amount required for each detailed object	Total amount to be appropriated under each head of appropriation	Amount appropriated for the fiscal year ending June 30, 1927
<p><b>Sinking Fund—Continued.</b>            That subdivision (a) of section 6 of the Victory liberty loan act is amended by inserting before the period at the end of the first sentence a comma and the following words: "and of bonds and notes thereafter issued, under any of such acts or under any of such acts as amended, for refunding purposes" (act Mar. 2, 1923, vol. 42, p. 427, sec. 1).            4001 Sinking fund: Expenditures—1928, \$354,157,085; 1927 (revised), \$336,058,208.26; 1926, \$321,184,468.20.</p>		
<p><b>Purchases and/or Redemptions of Bonds, etc., from Cash Repayments of Principal by Foreign Governments—</b>  <b>SEC. 3.</b> That the Secretary of the Treasury, under such terms and conditions as he may prescribe, is hereby authorized to receive on or before maturity payment for any obligations of such foreign governments purchased on behalf of the United States, and to sell at not less than the purchase price any of such obligations and to apply the proceeds thereof, and any payments made by foreign governments on account of their said obligations to the redemption or purchase at not more than par and accrued interest of any bonds of the United States issued under the authority of this act; and if such bonds are not available for this purpose, the Secretary of the Treasury shall redeem or purchase any other outstanding interest-bearing obligations of the United States which may at such time be subject to call or which may be purchased at not more than par and accrued interest (acts Apr. 24, 1917, vol. 40, pp. 35, 36, sec. 3; Sept. 24, 1917, vol. 40, pp. 288, 289, sec. 3; Mar. 3, 1919, vol. 40, pp. 1312, 1313, sec. 7)-----</p> <p>4002 Purchases and/or redemption of bonds, etc., from cash repayments of principal by foreign Governments: Expenditures—1927, \$27,705,026.57; 1926, \$4,393,500.</p>		\$27,705,026.57
<p><b>Redemption of Bonds, etc., Received as Interest Payments on Obligations of Foreign Governments—</b>            Any payment of interest or of principal may be made in any United States Government bonds issued since April 6, 1917, such bonds to be taken at par and accrued interest, is hereby approved and authorized, and settlements with other Governments indebted to the United States are hereby authorized to be made upon such terms as the commission created by the act approved February 9, 1922, may believe to be just, subject to the approval of the Congress by act or joint resolution (acts Feb. 28, 1923, vol. 42, p. 1326; Mar. 12, 1924, vol. 43, p. 20; May 23, 1924, vol. 43, pp. 136, 137; Dec. 22, 1924, vol. 43, pp. 719, 720; Dec. 22, 1924, vol. 43, p. 720)-----</p> <p>4000 Redemption of bonds, etc., received as interest payments on obligations of foreign Governments: Expenditures—1928, \$140,029,290.93; 1927, \$139,915,037.01; 1926, \$136,260,000.</p>	\$140,029,290.93	139,915,037.01
<p><b>Redemption of Bonds, etc., Received as Repayments of Principal by Foreign Governments—</b>            Any payment of interest or of principal may be made in any United States Government bonds issued since April 6, 1917, such bonds to be taken at par and accrued interest, is hereby approved and authorized, and settlements with other Governments indebted to the United States are hereby authorized to be made upon such terms as the commission, created by the act approved February 9, 1922, may believe to be just, subject to the approval of the Congress by act or joint resolution (acts Feb. 28, 1923, vol. 42, p. 1326; Mar. 12, 1924, vol. 43, p. 20; May 23, 1924, vol. 43, pp. 136, 137; Dec. 22, 1924, vol. 43, pp. 719, 720; Dec. 22, 1924, vol. 43, p. 720)-----</p> <p>4000 Redemption of bonds, etc., received as repayments of principal by foreign Governments: Expenditures—1928, \$68,643,185; 1927, \$65,303,533; 1926, \$29,000,000.</p>	68,643,185.00	65,303,533.00
<p><b>Obligations Retired from Federal Reserve Bank Franchise Tax Receipts—</b>  <b>SEC. 7.</b> * * * The net earnings derived by the United States from Federal reserve banks shall, in the discretion of the Secretary, be used to supplement the gold reserve held against outstanding United States notes, or shall be applied to the reduction of the outstanding bonded indebtedness of the United States under regulations to be prescribed by the Secretary of the Treasury. Should a Federal reserve bank be dissolved or go into liquidation, any surplus remaining after the payment of all debts, dividend requirements as hereinbefore provided, and the par value of the stock shall be paid to and become the property of the United States and shall be similarly applied (act Dec. 23, 1913, vol. 33, p. 253, sec. 7)-----</p> <p>4004 Retirements from Federal Reserve Bank franchise tax receipts: Expenditures—1928, \$300,000; 1927, \$500,000; 1926 (used to supplement the gold reserve), \$59,310.83.</p>	300,000.00	500,000.00

## Estimates of appropriations required for the service of the fiscal year ending June 30, 1928—Continued

General object (title of appropriation), date of acts, references to Statutes at Large, or to Revised Statutes, and estimated amount required for each detailed object	Total amount to be appropriated under each head of appropriation	Amount appropriated for the fiscal year ending June 30, 1927																																																																																																	
<p><i>Obligations Retired from Net Earnings Derived by the United States from Federal Intermediate Credit Banks—</i></p> <p>SEC. 206 (b) * * * The net earnings derived by the United States from Federal intermediate credit banks shall, in the discretion of the Secretary of the Treasury, be used to supplement the gold reserve held against outstanding United States notes, or shall be applied to the reduction of the outstanding bonded indebtedness of the United States under regulations to be prescribed by the Secretary of the Treasury. Should a Federal intermediate credit bank be dissolved or go into liquidation, after the payment of all debts and other obligations as hereinbefore provided, any surplus remaining shall be paid to and become the property of the United States and shall be similarly applied (<i>act Mar. 4, 1923, vol. 42, p. 1457, sec. 206 (b)</i>)-----</p> <p>4004 Retirement from net earnings derived by the United States from Federal Intermediate Credit Banks: Expenditures—1926, \$500,000; 1927, \$500,000; 1928 (used to supplement the gold reserve), \$508,589.86.</p> <p>Total, public debt retirements chargeable against ordinary receipts-----</p> <p>Total, Public Debt Service, including interest and retirements of the public debt from ordinary receipts-----</p>	<p>\$500,000.00</p> <p>563,629,560.93</p> <p>1,324,585,815.93</p>	<p>-\$500,000.00</p> <p>*569,981,804.84</p> <p>1,361,353,213.47</p>																																																																																																	
<p>WORLD WAR FOREIGN DEBT COMMISSION</p>																																																																																																			
<p><i>World War Foreign Debt Commission—</i></p> <p><b>[For expenses of the World War Foreign Debt Commission, including personal services in the District of Columbia, and printing and binding]</b></p> <p>(<i>act Mar. 4, 1925, vol. 43, p. 143</i>)-----</p>		<p>5,000.00</p>																																																																																																	
	<table><thead><tr><th></th><th>Estimated expenditures, 1928 appropriation</th><th>Estimated expenditures, 1927 appropriation</th><th>Expended and obligated, 1926</th></tr></thead><tbody><tr><td>Departmental service:</td><td></td><td></td><td></td></tr><tr><td>Salaries—</td><td></td><td></td><td></td></tr><tr><td>  Clerical, administrative, and fiscal service—</td><td></td><td></td><td></td></tr><tr><td>    Grade 5, \$1,860 to \$2,400; average, \$2,100—</td><td>Average—</td><td>Average—</td><td>Average—</td></tr><tr><td>    Clerk-----</td><td>No. Salary</td><td>No. Salary</td><td>No. Salary</td></tr><tr><td>    Grade 4, \$1,680 to \$2,040; average, \$1,860—</td><td></td><td>★ \$2,100.00</td><td></td></tr><tr><td>    Clerk-----</td><td></td><td></td><td>★ \$2,040.00</td></tr><tr><td>  Total average number of employees-----</td><td></td><td>★</td><td>★</td></tr><tr><td>01 Total salaries, departmental service-----</td><td></td><td>525.00</td><td>543.75</td></tr><tr><td>02 Supplies and materials-----</td><td></td><td>25.00</td><td>35.00</td></tr><tr><td>  Communication service:</td><td></td><td></td><td></td></tr><tr><td>    0500 Telegraph service-----</td><td></td><td>50.00</td><td>57.44</td></tr><tr><td>    0510 Telephone service-----</td><td></td><td>50.00</td><td>56.65</td></tr><tr><td>05 Total communication service-----</td><td></td><td>100.00</td><td>114.09</td></tr><tr><td>06 Travel expenses-----</td><td></td><td>500.00</td><td>1,449.64</td></tr><tr><td>  Printing and binding:</td><td></td><td></td><td></td></tr><tr><td>    0800 Printing and binding-----</td><td></td><td>200.00</td><td>666.08</td></tr><tr><td>    0830 Mimeographing-----</td><td></td><td>200.00</td><td>551.58</td></tr><tr><td>08 Total printing and binding-----</td><td></td><td>400.00</td><td>1,217.66</td></tr><tr><td>13 Special and miscellaneous current expenses-----</td><td></td><td>25.00</td><td>32.55</td></tr><tr><td>30 Equipment-----</td><td></td><td>225.00</td><td>479.70</td></tr><tr><td>Reserve-----</td><td></td><td>3,200.00</td><td></td></tr><tr><td>Total-----</td><td></td><td>5,000.00</td><td>3,872.39</td></tr></tbody></table>		Estimated expenditures, 1928 appropriation	Estimated expenditures, 1927 appropriation	Expended and obligated, 1926	Departmental service:				Salaries—				Clerical, administrative, and fiscal service—				Grade 5, \$1,860 to \$2,400; average, \$2,100—	Average—	Average—	Average—	Clerk-----	No. Salary	No. Salary	No. Salary	Grade 4, \$1,680 to \$2,040; average, \$1,860—		★ \$2,100.00		Clerk-----			★ \$2,040.00	Total average number of employees-----		★	★	01 Total salaries, departmental service-----		525.00	543.75	02 Supplies and materials-----		25.00	35.00	Communication service:				0500 Telegraph service-----		50.00	57.44	0510 Telephone service-----		50.00	56.65	05 Total communication service-----		100.00	114.09	06 Travel expenses-----		500.00	1,449.64	Printing and binding:				0800 Printing and binding-----		200.00	666.08	0830 Mimeographing-----		200.00	551.58	08 Total printing and binding-----		400.00	1,217.66	13 Special and miscellaneous current expenses-----		25.00	32.55	30 Equipment-----		225.00	479.70	Reserve-----		3,200.00		Total-----		5,000.00	3,872.39		
	Estimated expenditures, 1928 appropriation	Estimated expenditures, 1927 appropriation	Expended and obligated, 1926																																																																																																
Departmental service:																																																																																																			
Salaries—																																																																																																			
Clerical, administrative, and fiscal service—																																																																																																			
Grade 5, \$1,860 to \$2,400; average, \$2,100—	Average—	Average—	Average—																																																																																																
Clerk-----	No. Salary	No. Salary	No. Salary																																																																																																
Grade 4, \$1,680 to \$2,040; average, \$1,860—		★ \$2,100.00																																																																																																	
Clerk-----			★ \$2,040.00																																																																																																
Total average number of employees-----		★	★																																																																																																
01 Total salaries, departmental service-----		525.00	543.75																																																																																																
02 Supplies and materials-----		25.00	35.00																																																																																																
Communication service:																																																																																																			
0500 Telegraph service-----		50.00	57.44																																																																																																
0510 Telephone service-----		50.00	56.65																																																																																																
05 Total communication service-----		100.00	114.09																																																																																																
06 Travel expenses-----		500.00	1,449.64																																																																																																
Printing and binding:																																																																																																			
0800 Printing and binding-----		200.00	666.08																																																																																																
0830 Mimeographing-----		200.00	551.58																																																																																																
08 Total printing and binding-----		400.00	1,217.66																																																																																																
13 Special and miscellaneous current expenses-----		25.00	32.55																																																																																																
30 Equipment-----		225.00	479.70																																																																																																
Reserve-----		3,200.00																																																																																																	
Total-----		5,000.00	3,872.39																																																																																																

\* Revised.

## Estimates of appropriations required for the service of the fiscal year ending June 30, 1928—Continued

General object (title of appropriation), date of acts, references to Statutes at Large, or to Revised Statutes, and estimated amount required for each detailed object				Total amount to be appropriated under each head of appropriation	Amount appropriated for the fiscal year ending June 30, 1927
<b>DIVISION OF APPOINTMENTS</b>					
<b>Salaries, Division of Appointments—</b> Salaries: For the chief of the division, and other personal services in the District of Columbia in accordance with the classification act of 1923 ( <i>act Mar. 2, 1926, vol. 44, p. 140</i> )				\$61, 200. 00	31, 200. 00
	Estimated expenditures, 1928 appropriation	Estimated expenditures, 1927 appropriation	Expended and obligated, 1926		
Departmental service:					
Salaries—					
Clerical, administrative, and fiscal service—					
Grade 10, \$3,300 to \$3,900; average, \$3,600—	<i>Average—</i>	<i>Average—</i>	<i>Average—</i>		
Junior administrative officer (chief of division)...	No. 1 Salary \$3,700	No. 1 Salary \$3,700	No. 1 Salary \$3,600		
Grade 9, \$3,000 to \$3,600; average, \$3,300—					
Senior administrative assistant (chief of section)...	1 3,400	1 3,394	1 3,300		
Grade 8, \$2,700 to \$3,300; average, \$3,000—					
Administrative assistant (assistant chief of division)...	1 3,100	1 3,100	1 3,000		
Grade 6, \$2,100 to \$2,700; average, \$2,400—					
Principal clerks...	3 2,233	3 2,233	3 2,178		
Grade 4, \$1,680 to \$2,040; average, \$1,860—					
Stenographer...	5 1,896	5 1,896	4 2,040		
Clerks...			4 1,908		
Grade 3, \$1,500 to \$1,860; average, \$1,680—					
Stenographers...	2 1,770	2 1,770	2 1,770		
Clerks...	6 1,800	6 1,800	6 1,809		
Grade 2, \$1,320 to \$1,680; average, \$1,500—					
Stenographers...	2 1,360	2 1,360	1 1,874		
Clerks...	5 1,620	5 1,620	5 1,637		
Grade 1, \$1,140 to \$1,500; average, \$1,320—					
Clerks...	3 1,380	3 1,380	3 1,380		
Custodial service—					
Grade 3, \$1,020 to \$1,260; average, \$1,140—					
Messengers...	2 1,170	2 1,170	2 1,170		
Total average number of employees...	32 61, 200. 00	32 61, 200. 00	32 60, 316. 51		
01 Total salaries, departmental service...					
<b>DIVISION OF PRINTING</b>					
<b>[Salaries, Division of Printing—]</b> [Salaries: For the chief of the division, and other personal services in the District of Columbia in accordance with the classification act of 1923]					53, 000. 00
NOTE.—The estimate for the division of printing has been combined for the fiscal year 1928 with the estimate for the division of supply.					
<b>OFFICE OF DISBURSING CLERK</b>					
<b>Salaries, Office of Disbursing Clerk—</b> Salaries: For the disbursing clerk and other personal services in the District of Columbia, in accordance with the classification act of 1923 ( <i>act Mar. 2, 1926, vol. 44, p. 141</i> )				52, 880. 00	53, 300. 00
	Estimated expenditures, 1928 appropriation	Estimated expenditures, 1927 appropriation	Expended and obligated, 1926		
Departmental service:					
Salaries—					
Clerical, administrative, and fiscal service—					
Grade 10, \$3,300 to \$3,900; average, \$3,600—	<i>Average—</i>	<i>Average—</i>	<i>Average—</i>		
Junior administrative officer (disbursing clerk)...	No. 1 Salary \$3,700	No. 1 Salary \$3,698	No. 1 Salary \$3,600		
Grade 8, \$2,700 to \$3,300; average, \$3,000—					
Administrative assistant (deputy disbursing clerk)...	1 3,100	1 3,098	1 3,000		
Grade 6, \$2,100 to \$2,700; average, \$2,400—					
Principal clerk...	1 2,500	1 2,500	1 2,438		
Grade 5, \$1,860 to \$2,400; average, \$2,100—					
Senior clerks...	2 2,350	2 2,350	1 2,329		
Grade 4, \$1,680 to \$2,040; average, \$1,860—					
Clerks...	5 1,932	5 1,932	4 1,945		
Grade 3, \$1,500 to \$1,860; average, \$1,680—					
Assistant clerks...	6 1,710	6 1,710	5 1,690		
Grade 2, \$1,320 to \$1,680; average, \$1,500—					
Junior clerks...	11 1,511	11 1,511	10 1,496		
Grade 3, custodial, \$1,020 to \$1,260; average, \$1,140—					
Messengers...	2 1,170	2 1,170	2 1,169		
Total average number of employees...	29 52, 880. 00	29 52, 876. 00	27 50, 552. 72		
01 Total salaries, departmental service...					

## Estimates of appropriations required for the service of the fiscal year ending June 30, 1928—Continued

General object (title of appropriation), date of acts, references to Statutes at Large, or to Revised Statutes, and estimated amount required for each detailed object				Total amount to be appropriated under each head of appropriation	Amount appropriated for the fiscal year ending June 30, 1927
<b>CUSTOMS SERVICE</b>					
<b>Collecting the Revenue from Customs—</b>					
For collecting the revenue from customs, for the detection and prevention of frauds upon the customs revenue, and not to exceed \$10,000 for the securing of evidence of violation of the customs laws, including not to exceed \$5,000 for the hire of motor-propelled passenger-carrying vehicles, <b>[\$16,993,000] \$17,900,000</b> , of which such amount as may be necessary shall be available for salaries of general appraisers, <i>chief justices and associate justices of the United States Customs Court</i> retired under the provisions of section 518 of the tariff act of 1922, and <b>[\$138,980] \$160,000</b> shall be available for personal services in the District of Columbia, exclusive of eight persons from the field force authorized to be detailed under section 525 of the tariff act of 1922: <i>Provided</i> , That not to exceed \$10,000 of the total amount appropriated shall be available for advances to be made by disbursing officers when authorized by the Secretary of the Treasury, the provisions of section 3648 of the Revised Statutes to the contrary notwithstanding ( <i>acts Mar. 3, 1879, vol. 20, p. 386; Apr. 27, 1904, vol. 33, p. 396; Mar. 2, 1926, vol. 44, p. 141; May 28, 1926, vol. 44, p. 669</i> )				\$17,900,000.00	\$17,498,055.00
	Estimated expenditures, 1928 appropriation	Estimated expenditures, 1927 appropriation	Expended and obligated, 1926		
<b>Departmental service:</b>					
<b>Salaries—</b>					
Clerical, administrative, and fiscal service—	<i>Average—</i>	<i>Average—</i>	<i>Average—</i>		
Grade 13, \$6,000 to \$7,500; average, \$6,750—	No. 1 Salary \$6,500	No. 1 Salary \$6,500	No. 1 Salary \$6,500		
Executive officer	1 6,000	1 6,000	1 6,000		
Grade 12, \$5,200 to \$6,000; average, \$5,600—					
Senior administrative officer	3 4,800	3 4,800	3 4,800		
Grade 11, \$3,800 to \$5,000; average, \$4,400—					
Administrative officers	1 3,300	1 3,300	1 3,300		
Grade 9, \$3,000 to \$3,600; average, \$3,300—					
Senior administrative assistant	1 2,800	1 2,800	2 2,750		
Grade 7, \$2,400 to \$3,000; average, \$2,700—					
Junior administrative assistants	1 2,600	1 2,600			
Assistant accountant and auditor					
Grade 6, \$2,100 to \$2,700; average, \$2,400—					
Principal clerks	2 2,600	2 2,600	3 2,500		
Grade 5, \$1,800 to \$2,400; average, \$2,111.42—					
Senior clerks	3 2,100	3 2,100	3 2,100		
Senior clerk-stenographers	2 2,100	2 2,100	2 2,100		
Senior accounting and auditing assistant	1 2,100	1 2,100	2 2,100		
Grade 4, \$1,680 to \$2,040; average, \$1,860—					
Principal stenographer	1 2,040	1 2,040	1 2,040		
Transportation rate and traffic clerk	1 2,040	1 2,040	1 2,040		
Clerks	6 1,710	5 1,710	5 1,772		
Clerk-stenographers	2 1,680	2 1,680	1 1,740		
Accounting and auditing assistant	1 1,680	1 1,680	1 1,680		
Grade 3, \$1,500 to \$1,860; average, \$1,680—					
Assistant clerks	5 1,644	5 1,644	4 1,637		
Senior stenographers	2 1,770	2 1,770	1 1,770		
Assistant clerk-stenographer	1 1,500	1 1,500	1 1,500		
Grade 2, \$1,320 to \$1,680; average, \$1,500—					
Junior clerks	4 1,545	4 1,545	4 1,528		
Junior stenographers	15 1,434	11 1,388	11 1,437		
Grade 1, \$1,140 to \$1,500; average, \$1,320—					
Underclerks	2 1,320	2 1,320	1 1,380		
<b>Professional and scientific service—</b>					
Grade 4, \$3,800 to \$5,000; average, \$4,400—					
Attorneys	4 4,200	1 4,000	1 4,000		
Grade 3, \$3,000 to \$3,600; average, \$3,300—					
Associate attorneys	2 3,300	1 3,000	1 3,300		
Grade 2, \$2,400 to \$3,000; average, \$2,700—					
Assistant attorneys	4 2,700	4 2,700	3 2,700		
Grade 1, \$1,860 to \$2,400; average, \$2,111.42—					
Junior attorneys	3 2,153	3 2,153	2 2,153		
<b>Custodial service—</b>					
Grade 3, \$1,020 to \$1,260; average, \$1,140—					
Messengers	2 1,200	2 1,200	3 1,167		
Assistant messenger	1 1,020	1 1,020	1 1,020		
Total average number of employees	72	64	60		
Total salaries, departmental service	160,000.00	138,980.00	128,214.08		
The difference between 1928 and 1927 is due to—					
Increase in salaries following reallocations made by the Personnel Classification Board	\$743				
Increase in force	20,277				
Total increase	21,020				
<b>Field service:</b>					
<b>Salaries and wages—</b>					
Salary range, \$7,500 and over—					
General appraisers	9 9,000	9 9,000	9 9,000		
Collectors	4 8,875	4 8,875	4 8,875		
Appraiser	1 8,000	1 8,000	1 8,000		
Comptroller	1 8,000	1 8,000	1 8,000		
Surveyor	1 8,000	1 8,000	1 8,000		

<sup>1</sup> Includes expenditures from appropriation "Salaries, Division of Customs," which was combined with appropriation "Collecting the revenue from customs" for fiscal year 1927.

*Estimates of appropriations required for the service of the fiscal year ending June 30, 1928—Continued*

General object (title of appropriation), date of acts, references to Statutes at Large, or to Revised Statutes, and estimated amount required for each detailed object

Total amount to be appropriated under each head of appropriation

Amount appropriated for the fiscal year ending June 30, 1927

*Collecting the Revenue from Customs—Continued.*

	Estimated expenditures, 1928 appropriation	Estimated expenditures, 1927 appropriation	Expended and obligated, 1926
<b>Field service—Continued.</b>			
<b>Salaries and wages—Continued.</b>			
Salary range, \$3,000 to \$7,500; average, \$6,750—			
Assistant collector.....	No. 1 Salary \$7,000	No. 1 Salary \$7,000	No. 1 Salary \$7,000
Collectors.....	12 6,458	12 6,458	12 6,458
Assistant comptroller.....	1 6,000	1 6,000	1 6,000
Chief assistant appraiser.....	1 6,000	1 6,000	1 6,000
Colorist.....	1 6,000	1 6,000	1 6,000
Solicitor to collector.....	1 6,000	1 6,000	1 6,000
Salary range, \$5,200 to \$6,000; average, \$5,600—			
Chief customs attachés.....	6 5,500	6 5,500	6 5,500
Collectors.....	5 5,500	5 5,500	5 5,500
Salary range, \$3,800 to \$5,000; average, \$4,400—			
Acting surveyor.....	1 5,000	1 5,000	1 5,000
Auditor.....	1 5,000	1 5,000	1 5,000
Comptrollers.....	6 5,000	6 5,000	6 5,000
Deputy appraiser.....	1 5,000	1 5,000	1 5,000
Chief assistant customs attachés.....	3 4,800	3 4,800	3 4,800
Collectors.....	21 4,738	21 4,738	21 4,738
Surveyors.....	5 4,700	5 4,700	5 4,700
Chief customs agents.....	18 4,603	18 4,603	18 4,489
Assistant solicitor to collector.....	1 4,500	1 4,500	1 4,500
Cashier.....	1 4,500	1 4,500	1 4,500
Chemist and polariscopist.....	1 4,500	1 4,500	1 4,500
Appraisers.....	12 4,417	12 4,417	12 4,417
Deputy collectors.....	8 4,363	8 4,363	8 4,363
Assistant collectors.....	16 4,320	16 4,320	16 4,320
Deputy surveyors.....	2 4,250	2 4,250	2 4,250
Assistant appraisers.....	7 4,243	7 4,243	7 4,243
Assistant surveyors.....	4 4,150	4 4,150	4 4,150
Clerks.....	14 4,107	14 4,107	14 4,107
Senior assistant customs attachés.....	4 4,064	4 4,064	4 4,064
Assistant comptrollers.....	6 4,000	6 4,000	6 4,000
Chief assistant appraisers.....	5 4,000	5 4,000	5 4,000
Examiners.....	12 4,000	12 4,000	12 4,000
Private secretary.....	1 4,000	1 4,000	1 4,000
Principal customs agents.....	29 3,946	29 3,946	29 3,946
Liquidator.....	1 3,800	1 3,800	1 3,800
Salary range, \$3,300 to \$3,900; average, \$3,600—			
Chief assistant appraiser.....	1 3,700	1 3,700	1 3,700
Assistant auditor.....	1 3,600	1 3,600	1 3,600
Superintendent.....	1 3,600	1 3,600	1 3,600
Deputy collectors.....	14 3,550	14 3,550	14 3,550
Deputy collectors and clerks.....	2 3,550	2 3,550	2 3,550
Examiners.....	34 3,532	34 3,532	34 3,532
Appraisers.....	3 3,500	3 3,500	3 3,500
Assayer.....	1 3,500	1 3,500	1 3,500
Assistant surveyor.....	1 3,500	1 3,500	1 3,500
Chemist and polariscopist.....	1 3,500	1 3,500	1 3,500
Collectors.....	3 3,500	3 3,500	3 3,500
Deputy surveyors.....	13 3,500	13 3,500	13 3,500
Liquidators.....	5 3,480	5 3,480	5 3,480
Cashiers.....	2 3,450	2 3,450	2 3,450
Clerks.....	33 3,448	33 3,448	33 3,448
Assistant collectors.....	17 3,447	17 3,447	17 3,447
Assistant customs agents.....	16 3,381	16 3,381	16 3,381
Chemists.....	4 3,300	4 3,300	4 3,300
Deputy collectors in charge.....	4 3,300	4 3,300	4 3,300
Salary range, \$3,000 to \$3,600; average, \$3,300—			
Assistant dye technologists.....	3 3,200	3 3,200	3 3,200
Chemist and polariscopist.....	1 3,200	1 3,200	1 3,200
Superintendent.....	1 3,200	1 3,200	1 3,200
Special assistant customs agents.....	27 3,172	27 3,172	27 3,172
Examiners.....	55 3,109	55 3,109	55 3,109
Private secretaries.....	2 3,100	2 3,100	2 3,100
Clerks.....	95 3,086	95 3,086	94 3,087
Deputy collectors and inspectors.....	2 3,050	2 3,050	2 3,050
Cashiers.....	5 3,040	5 3,040	5 3,040
Assistant collectors.....	8 3,025	8 3,025	8 3,025
Deputy collectors in charge.....	15 3,013	15 3,013	15 3,013
Liquidators.....	79 3,003	79 3,003	79 3,003
Chief assistant appraisers.....	6 3,000	6 3,000	6 3,000
Collector.....	1 3,000	1 3,000	1 3,000
Deputy collectors.....	4 3,000	4 3,000	4 3,000
Deputy collectors and clerks.....	3 3,000	3 3,000	3 3,000
Deputy surveyors.....	4 3,000	4 3,000	4 3,000
Inspector.....	1 3,000	1 3,000	1 3,000
Stenographer reporters.....	5 3,000	5 3,000	5 3,000
Stenographer-typist.....	1 3,000	1 3,000	1 3,000
Weigher.....	1 3,000	1 3,000	1 3,000
Salary range, \$2,700 to \$3,300; average, \$3,000—			
Special assistant customs attachés.....	7 2,846	7 2,846	7 2,846
Cashiers.....	4 2,825	4 2,825	4 2,825
Chemist.....	1 2,800	1 2,800	1 2,800
Chief assistant appraiser.....	1 2,800	1 2,800	1 2,800
Deputy surveyor.....	1 2,800	1 2,800	1 2,800
Private secretaries.....	7 2,800	7 2,800	7 2,800
Superintendent.....	1 2,800	1 2,800	1 2,800
Junior assistant customs agents.....	15 2,793	15 2,793	15 2,798
Deputy collectors in charge.....	14 2,786	14 2,786	14 2,786
Liquidators.....	26 2,781	26 2,781	26 2,781
Examiners.....	31 2,780	31 2,780	31 2,780
Deputy collectors.....	3 2,767	3 2,767	3 2,767
Clerks.....	48 2,760	48 2,760	48 2,760
Deputy collectors and inspectors.....	8 2,750	8 2,750	8 2,750
Weighers.....	2 2,750	2 2,750	2 2,750
Deputy collectors and clerks.....	14 2,729	14 2,729	14 2,729

## Estimates of appropriations required for the service of the fiscal year ending June 30, 1928—Continued

General object (title of appropriation), date of acts, references to Statutes at Large, or to Revised Statutes, and estimated amount required for each detailed object	Estimated expenditures, 1928 appropriation		Estimated expenditures, 1927 appropriation		Expended and obligated, 1926	Total amount to be appropriated under each head of appropriation	Amount appropriated for the fiscal year ending June 30, 1927
Collecting the Revenue from Customs—Continued.							
Field service—Continued.							
Salaries and wages—Continued.							
Salary range, \$2,700 to \$3,000; average, \$3,000—Con.							
Inspectors.....	43	\$2,709	43	\$2,709	43	\$2,709	
Assayer.....	1	2,700	1	2,700	1	2,700	
Assistant collectors.....	3	2,700	3	2,700	3	2,700	
Interpreter.....	1	2,700	1	2,700	1	2,700	
Salary range, \$2,400 to \$3,000; average, \$2,700—							
Assistant surveyor.....	1	2,600	1	2,600	1	2,600	
Chief assistant appraisers.....	2	2,600	2	2,600	2	2,600	
Weighter.....	1	2,600	1	2,600	1	2,600	
Special junior customs agents.....	15	2,533	15	2,533	15	2,533	
Examiners.....	66	2,530	66	2,530	66	2,530	
Cashiers.....	4	2,525	4	2,525	4	2,525	
Deputy collectors.....	11	2,509	11	2,509	11	2,509	
Assistant superintendent.....	1	2,500	1	2,500	1	2,500	
Captain of customs guards.....	1	2,500	1	2,500	1	2,500	
Mechanic.....	1	2,500	1	2,500	1	2,500	
Stenographer and typist.....	1	2,500	1	2,500	1	2,500	
Superintendent.....	1	2,500	1	2,500	1	2,500	
Deputy collectors and clerks.....	37	2,497	37	2,497	37	2,497	
Liquidators.....	42	2,497	42	2,497	42	2,497	
Clerks.....	169	2,492	169	2,492	168	2,487	
Inspectors.....	488	2,492	488	2,492	488	2,492	
Chemists.....	8	2,488	8	2,488	8	2,488	
Deputy collectors and inspectors.....	29	2,483	29	2,483	29	2,483	
Deputy collectors in charge.....	38	2,471	38	2,471	38	2,471	
Senior miscellaneous customs clerks.....	7	2,457	7	2,457	7	2,457	
Assistant collectors.....	2	2,450	2	2,450	2	2,450	
Lieutenants of customs guards.....	9	2,400	9	2,400	9	2,400	
Storekeeper.....	1	2,400	1	2,400	1	2,400	
Salary range, \$2,100 to \$2,700; average, \$2,400—							
Chemists.....	3	2,300	3	2,300	3	2,300	
Liquidators.....	37	2,217	37	2,217	37	2,217	
Inspectors.....	271	2,212	271	2,212	271	2,203	
Deputy collectors in charge.....	47	2,210	47	2,210	47	2,210	
Examiners.....	32	2,203	32	2,203	32	2,203	
Assistant superintendent.....	1	2,200	1	2,200	1	2,200	
Cashiers.....	4	2,200	4	2,200	4	2,200	
Inspectresses.....	3	2,200	3	2,200	3	2,200	
Stenographers and typists.....	9	2,200	9	2,200	9	2,200	
Under customs agents.....	3	2,200	3	2,200	3	2,200	
Weighters.....	3	2,200	3	2,200	3	2,200	
Deputy collectors and clerks.....	46	2,191	46	2,191	46	2,191	
Deputy collectors.....	9	2,189	9	2,189	9	2,189	
Deputy collectors and inspectors.....	72	2,188	72	2,188	72	2,188	
Main miscellaneous customs clerks.....	10	2,184	10	2,184	10	2,184	
Clerks.....	212	2,183	212	2,183	212	2,183	
Roundsman.....	1	2,183	1	2,183	1	2,183	
Storekeepers.....	119	2,168	119	2,168	113	2,173	
Analysts.....	3	2,167	3	2,167	3	2,167	
Automatic scale experts.....	6	2,150	6	2,150	6	2,150	
Captains of customs guards.....	2	2,150	2	2,150	2	2,150	
Engineers.....	2	2,150	2	2,150	2	2,150	
Lieutenants of customs guards.....	2	2,100	2	2,100	2	2,100	
Master pilot.....	1	2,100	1	2,100	1	2,100	
Messenger, chief.....	1	2,100	1	2,100	1	2,100	
Sampler.....	1	2,100	1	2,100	1	2,100	
Superintendents.....	2	2,100	2	2,100	2	2,100	
Underassistant customs attachés.....	2	2,100	2	2,100	2	2,100	
Salary range, \$1,900 to \$2,400; average, \$2,100—							
Assistant superintendent.....	1	2,000	1	2,000	1	2,000	
Captain of customs guards.....	1	2,000	1	2,000	1	2,000	
Carpenter.....	1	2,000	1	2,000	1	2,000	
Dictaphone operators.....	2	2,000	2	2,000	2	2,000	
Examiners.....	7	2,000	7	2,000	7	2,000	
Foremen.....	12	2,000	12	2,000	12	2,000	
Roundsmen.....	34	1,997	34	1,997	34	1,997	
Deputy collectors in charge.....	40	1,983	40	1,983	40	1,983	
Inspectors.....	396	1,982	396	1,982	396	1,982	
Liquidators.....	11	1,982	11	1,982	11	1,982	
Deputy collectors and clerks.....	58	1,974	58	1,974	58	1,974	
Samplers.....	30	1,967	30	1,967	30	1,967	
Clerks.....	245	1,965	245	1,965	244	1,964	
Deputy collectors.....	8	1,950	8	1,950	8	1,950	
Engineers.....	9	1,950	9	1,950	9	1,950	
Inspectresses.....	2	1,950	2	1,950	2	1,950	
Deputy collectors and inspectors.....	121	1,942	121	1,942	121	1,942	
Storekeepers.....	8	1,937	8	1,937	8	1,937	
Lieutenants of customs guards.....	4	1,925	4	1,925	4	1,925	
Junior customs clerks.....	15	1,912	15	1,912	15	1,912	
Assistant bookbinder.....	1	1,900	1	1,900	1	1,900	
Automatic scale expert.....	1	1,900	1	1,900	1	1,900	
Captain-pilot.....	1	1,900	1	1,900	1	1,900	
Cashier.....	1	1,900	1	1,900	1	1,900	
Stenographers and typists.....	3	1,900	3	1,900	3	1,900	
Salary range, \$1,680 to \$2,040; average, \$1,960—							
Undermiscellaneous clerks.....	3	1,873	3	1,873	3	1,873	
Assayer.....	1	1,800	1	1,800	1	1,800	
Billing machine operators.....	2	1,800	2	1,800	2	1,800	
Examiners.....	4	1,800	4	1,800	4	1,800	
Mechanic.....	1	1,800	1	1,800	1	1,800	
Operator, air conditioning plant.....	1	1,800	1	1,800	1	1,800	
Polariscopist.....	1	1,800	1	1,800	1	1,800	
Weighters.....	2	1,800	2	1,800	2	1,800	
Storekeepers.....	59	1,792	59	1,792	57	1,793	

*Estimates of appropriations required for the service of the fiscal year ending June 30, 1928—Continued*

General object (title of appropriation), date of acts, references to Statutes at Large, or to Revised Statutes, and estimated amount required for each detailed object	Estimated expenditures, 1928 appropriation		Estimated expenditures, 1927 appropriation		Expended and obligated, 1926	Total amount to be appropriated under each head of appropriation	Amount appropriated for the fiscal year ending June 30, 1927
Collecting the Revenue from Customs—Continued.							
Field service—Continued.							
Salaries and wages—Continued.							
Salary range, \$1,680 to \$2,040; average, \$1,860—Con.	Average—		Average—		Average—		
	No.	Salary	No.	Salary	No.	Salary	
Samplers.....	32½	\$1,790	32½	\$1,790	31	\$1,790	
Engineers.....	6	1,783	6	1,783	6	1,783	
Inspectors.....	385½	1,779	385½	1,779	382	1,779	
Stenographers and typists.....	33	1,778	33	1,778	33	1,778	
Roundsmen.....	8	1,775	8	1,775	8	1,775	
Deputy collectors and clerks.....	57	1,768	57	1,768	57	1,768	
Clerks.....	365	1,758	365	1,758	346	1,754	
Deputy collectors.....	7	1,757	7	1,757	7	1,757	
Deputy collectors and inspectors.....	191	1,753	191	1,753	189	1,754	
Deputy collectors in charge.....	27	1,750	27	1,750	26	1,750	
Foremen.....	4	1,750	4	1,750	4	1,750	
Inspectresses.....	10	1,730	10	1,730	10	1,730	
Messengers.....	9	1,722	9	1,722	9	1,722	
Analyst.....	1	1,700	1	1,700	1	1,700	
Assistant superintendent.....	1	1,700	1	1,700	1	1,700	
Boatman.....	1	1,700	1	1,700	1	1,700	
Chauffeur.....	1	1,700	1	1,700	1	1,700	
Liquidators.....	2	1,700	2	1,700	2	1,700	
Supervisor of openers and packers.....	1	1,700	1	1,700	1	1,700	
Telephone operator.....	1	1,700	1	1,700	1	1,700	
Customs guards.....	541½	1,694	541½	1,694	514	1,693	
Salary range, \$1,500 to \$1,860; average, \$1,680—							
Deputy collectors and clerks.....	7	1,666	7	1,666	7	1,666	
Assistant bookbinder.....	1	1,600	1	1,600	1	1,600	
Billing-machine operators.....	6	1,600	6	1,600	6	1,600	
Engineers.....	4	1,600	4	1,600	3	1,600	
Foreman.....	1	1,600	1	1,600	1	1,600	
Inspectresses.....	2	1,600	2	1,600	2	1,600	
Mechanic.....	1	1,600	1	1,600	1	1,600	
Painter.....	1	1,600	1	1,600	1	1,600	
Searcher.....	1	1,600	1	1,600	1	1,600	
Stitch counters.....	2	1,600	2	1,600	2	1,600	
Storekeepers.....	27½	1,593	27½	1,593	25½	1,592	
Openers and packers.....	469	1,589	469	1,589	457	1,587	
Customs guards.....	238½	1,584	238½	1,584	208	1,590	
Samplers.....	108½	1,573	108½	1,573	98	1,574	
Deputy collectors and inspectors.....	24	1,565	24	1,565	23	1,565	
Inspectors.....	9½	1,560	9½	1,560	9½	1,560	
Stenographers and typists.....	25	1,560	25	1,560	25	1,560	
Deputy collectors in charge.....	7½	1,558	7½	1,558	7½	1,558	
Clerks.....	355	1,546	355	1,546	340	1,543	
Messengers.....	39	1,539	39	1,539	38	1,539	
Deputy collectors.....	3	1,533	3	1,533	3	1,533	
Boatman.....	1	1,500	1	1,500	1	1,500	
Carpenters.....	2	1,500	2	1,500	2	1,500	
Chauffeurs.....	6	1,500	6	1,500	6	1,500	
Elevator conductors.....	9	1,500	9	1,500	9	1,500	
Elliott-Fisher machine operator.....	1	1,500	1	1,500	1	1,500	
Examiner.....	1	1,500	1	1,500	1	1,500	
Laboratory helper.....	1	1,500	1	1,500	1	1,500	
Multigraph operator.....	1	1,500	1	1,500	1	1,500	
Telephone operator.....	1	1,500	1	1,500	1	1,500	
Under customs clerks.....	2	1,500	2	1,500	2	1,500	
Watchmen.....	3	1,500	3	1,500	2	1,500	
Salary range, \$1,320 to \$1,680; average, \$1,500—							
Customs guards.....	6	1,460	6	1,460	6	1,460	
Foremen.....	4	1,455	4	1,455	4	1,455	
Clerks.....	7	1,400	7	1,400	7	1,400	
Deputy collector.....	1	1,400	1	1,400	1	1,400	
Deputy collector and clerk.....	1	1,400	1	1,400	1	1,400	
Keeper of scales.....	1	1,400	1	1,400	1	1,400	
Stamper.....	1	1,400	1	1,400	1	1,400	
Storekeepers.....	2	1,375	2	1,375	2	1,375	
Stenographers and typists.....	3	1,373	3	1,373	3	1,373	
Inspector.....	1	1,369	1	1,369	1	1,369	
Messengers.....	74	1,355	74	1,355	73	1,354	
Attendants.....	7	1,331	7	1,331	7	1,331	
Watchmen.....	14	1,322	14	1,322	14	1,322	
Laborers.....	766	1,321	766	1,321	731	1,321	
Fireman.....	1	1,320	1	1,320	1	1,320	
Telephone operator.....	1	1,320	1	1,320	1	1,320	
Salary range, \$1,140 to \$1,500; average, \$1,320—							
Inspectress.....	1	1,300	1	1,300	1	1,300	
Telephone operators.....	3	1,267	3	1,267	3	1,267	
Messengers.....	67	1,255	67	1,255	64	1,256	
Attendant.....	1	1,240	1	1,240	1	1,240	
Laborers.....	19	1,232	19	1,232	18	1,232	
Watchmen.....	3	1,220	3	1,220	3	1,220	
Clerks.....	6	1,216	6	1,216	4	1,200	
Deck hands.....	3	1,200	3	1,200	2	1,200	
Elevator conductor.....	1	1,200	1	1,200	1	1,200	
Messenger boy.....	1	1,200	1	1,200	1	1,200	
Opener and packer.....	1	1,200	1	1,200	1	1,200	
Stenographers and typists.....	3	1,170	3	1,170	3	1,170	
Salary range, \$1,020 to \$1,260; average, \$1,140—							
Messengers.....	24	1,120	24	1,120	21	1,120	
Deputy collector and inspector.....	1	1,100	1	1,100	1	1,100	
Engineer.....	1	1,100	1	1,100	1	1,100	
Laborers.....	23	1,080	23	1,080	20	1,080	
Salary range, \$900 to \$1,140; average, \$1,020—							
Laborers.....	4	960	4	960	4	960	
Deputy collectors in charge.....	2	950	2	950	2	950	
Messengers.....	6	930	6	930	6	930	
Messenger boys.....	54	900	54	900	51	900	

## Estimates of appropriations required for the service of the fiscal year ending June 30, 1928—Continued

General object (title of appropriation), date of acts, references to Statutes at Large, or to Revised Statutes, and estimated amount required for each detailed object	Total amount to be appropriated under each head of appropriation		Amount appropriated for the fiscal year ending June 30, 1927
Collecting the Revenue from Customs—Continued.			
	Estimated expenditures, 1928 appropriation	Estimated expenditures, 1927 appropriation	Expended and obligated, 1926
Field service—Continued.			
Salaries and wages—Continued.			
Salary range, \$780 to \$1,020; average, \$900—	Average— No. Salary	Average— No. Salary	Average— No. Salary
Deputy collector and inspector.....	1 \$840	1 \$840	1 \$840
Messenger boys.....	15 840	15 840	15 840
Stitch counter.....	1 840	1 840	1 840
Inspectors.....	2 830	2 830	2 830
Deputy collector in charge.....	1 800	1 800	1 800
Salary range, \$600 to \$780; average, \$690—			
Telephone operator.....	1 720	1 720	1 720
Deputy collectors in charge.....	2 655	2 655	2 655
Salary range, \$420 to \$600; average, \$510—			
Inspectress.....	1 500	1 500	1 500
Inspectors.....	8 487	8 487	8 487
Deputy collectors.....	7 480	7 480	5 480
Deputy collectors and inspectors.....	12 480	12 480	7 480
Janitor.....	1 480	1 480	1 480
Laborer.....	1 480	1 480	1 480
Storekeeper.....	1 480	1 480	1 480
Telephone operator.....	1 480	1 480	1 480
Deputy collectors in charge.....	41 479	41 479	40 479
Deputy collector and clerk.....	1 450	1 450	1 450
Salary range, \$240 to \$420; average, \$330—			
Deputy collectors in charge.....	4 310	4 310	4 310
Deputy collectors and inspectors.....	10 301	10 301	9 302
Deputy collector.....	1 300	1 300	1 300
Interpreter.....	1 300	1 300	1 300
Janitor.....	1 300	1 300	1 300
Storekeepers.....	3 300	3 300	3 300
Inspectors.....	3 294	3 294	3 294
Inspectresses.....	4 285	4 285	4 285
Laborer.....	1 240	1 240	1 240
Mechanical assistant.....	1 240	1 240	1 240
Salary range, less than \$240—			
Deputy collector in charge.....	1 225	1 225	1 225
Clerk.....	1 200	1 200	1 200
Inspectors.....	9 133	9 133	9 133
Deputy collectors and clerks.....	2 90	2 90	2 90
Deputy collectors and inspectors.....	27 63	27 63	27 63
Deputy collectors.....	44 11	44 11	44 11
Watchmen.....	13 1	13 1	13 1
Temporary employees.....	120,000	120,000	120,000
Temporary day labor.....	276,000	276,000	278,190
To increase compensation.....	401,945		
Total average number of employees.....	8,237.4	8,237.4	8,035.4
Total salaries and wages, field service.....	17,065,075.00	16,663,130.00	16,177,434.00
Deduct for reimbursable salaries.....	522,000.00	522,000.00	522,000.00
Deduct expenditures for personal services included in objects named below.....	3,500.00	3,500.00	3,500.00
Net salaries and wages, field service.....	16,539,575.00	16,137,630.00	15,651,934.00
01 Total personal services.....	16,699,875.00	16,276,610.00	15,780,148.98
Supplies and materials:			
0200 Stationery and office supplies.....	4,240.00	4,240.00	7,345.87
0210 Medical and hospital supplies.....	80.00	80.00	148.22
0220 Scientific and educational supplies.....	7,100.00	7,100.00	7,501.41
0230 Fuel.....	126,810.00	126,810.00	98,331.71
0280 Sundry supplies.....	84,820.00	84,820.00	74,308.82
0290 Materials.....	1,700.00	1,700.00	2,405.70
02 Total supplies and materials.....	224,750.00	224,750.00	190,041.73
04 Storage and care of vehicles.....	6,400.00	6,400.00	7,369.36
Communication service:			
0500 Telegraph service.....	3,362.00	3,375.00	3,877.35
0510 Telephone service.....	150,000.00	150,000.00	155,714.65
0520 Registration fees, postage on foreign mail, etc.....	2,400.00	2,400.00	2,424.68
05 Total communication service.....	155,762.00	155,775.00	162,016.68
06 Travel expenses.....	250,700.00	250,700.00	268,368.00
07 Transportation of things (service).....	277,000.00	277,000.00	282,047.93
08 Printing and binding.....	4,000.00	4,000.00	3,751.81
09 Advertising and publication of notices.....	1,200.00	1,200.00	1,677.50
10 Furnishing of heat, light, and power.....	7,700.00	7,700.00	8,545.23
11 Rents of buildings and structures.....	122,000.00	122,000.00	122,035.37
12 Repairs and alterations.....	108,000.00	108,730.00	94,108.68
13 Special and miscellaneous current expenses.....	51,920.00	51,920.00	60,910.53
Equipment:			
3010 Furniture, furnishings, and fixtures.....	44,723.00	55,000.00	30,451.14
3020 Educational and scientific.....	15,000.00	15,000.00	22,221.32
3050 Other equipment.....	8,270.00	19,270.00	5,254.91
30 Total equipment.....	68,993.00	89,270.00	57,927.37
Total contingent.....	1,278,425.00	1,299,445.00	1,258,800.19
Deduct reimbursable contingent expenses.....	78,000.00	78,000.00	78,000.00
Net total, contingent.....	1,200,425.00	1,221,445.00	1,180,800.19
Total.....	17,900,000.00	17,498,055.00	16,960,949.17



*Estimates of appropriations required for the service of the fiscal year ending June 30, 1928—Continued*

General object (title of appropriation), date of acts, references to Statutes at Large, or to Revised Statutes, and estimated amount required for each detailed object				Total amount to be appropriated under each head of appropriation	Amount appropriated for the fiscal year ending June 30, 1927
<b>Scales for Customs Service—</b> Scales for Customs Service: For construction and installation of special automatic and recording scales for weighing merchandise, etc., in connection with imports at the various ports of entry under direction of the Secretary of the Treasury, including not to exceed \$4,400 for personal services in the District of Columbia ( <i>act Mar. 2, 1926, vol. 44, p. 141</i> )-----				\$100,000.00	\$100,000.00
	Estimated expenditures, 1928 appropriation	Estimated expenditures, 1927 appropriation	Expended and obligated, 1926		
Departmental service:					
Salaries—					
Professional and scientific service—					
Grade 4, \$3,800 to \$5,000; average, \$4,400—					
Engineer-----	Average— No. 1    Salary \$4,400.00	Average— No. 1    Salary \$4,400.00	Average— No. 1    Salary \$4,391.70		
05 Communication service-----	4.00	4.00	1.15		
06 Travel-----	500.00	500.00	412.42		
30 Equipment (weighing)-----	95,096.00	95,096.00	87,470.00		
Total-----	100,000.00	100,000.00	92,275.27		
<b>Compensation in Lieu of Moieties—</b> Compensation in lieu of moieties: For compensation in lieu of moieties in certain cases under the customs laws ( <i>acts Sept. 21, 1922, vol. 42, p. 938, sec. 619; Mar. 2, 1926, vol. 44, p. 141</i> )----- 5340 Awards: Expenditures—1928, \$150,000; 1927, \$155,000; 1926, \$115,549.50.				150,000.00	155,000.00
<b>Indefinite appropriations:</b> <b>Refund of Excessive Duties (Customs)—</b> To enable the Secretary of the Treasury to refund duties and correct errors in liquidation of entries in the following cases: (1) Whenever it is ascertained on final liquidation or reliquidation of an entry that more money has been deposited or paid than was required by law to be so deposited or paid; (2) Whenever it is determined in the manner required by law that any fees, charges or exactions, other than duties, have been erroneously collected; (3) Whenever a manifest clerical error is discovered in any entry, or liquidation within one year after the date of entry, or within sixty days after liquidation when liquidation is made more than ten months after the date of entry; and (4) Whenever duties have been paid on household or personal effects which by law were not subject to duty, notwithstanding a protest was not filed within the time and in the manner prescribed by law ( <i>act Sept. 21, 1922, vol. 42, p. 973, sec. 520</i> )-----				6,400,000.00	7,000,000.00
5312 Refund of customs duties or deposits: Expenditures—1928, \$6,400,000; 1927, \$7,000,000; 1926, \$6,489,158.65.					
<b>Debentures or Drawbacks, Bounties or Allowances (Customs)—</b> Indefinite appropriation for the payment of debentures or drawbacks, bounties and allowances, which are or may be authorized and payable according to laws authorizing them: <i>Provided</i> , That the collectors of customs shall be the disbursing agents to pay the same ( <i>R. S., p. 725, sec. 3689; acts Oct. 1, 1890, vol. 26, p. 617, sec. 25; Aug. 5, 1909, vol. 36, p. 90, sec. 25; Sept. 21, 1922, vol. 42, pp. 940-941, 977, secs. 313 and 557</i> )-----				18,000,000.00	13,000,000.00
5317 Drawbacks, customs: Expenditures—1928, \$18,000,000; 1927, \$13,000,000; 1926, \$21,462,398.					
<b>Miscellaneous Indefinite Appropriations—</b> Refunding moneys erroneously received and covered (customs) ( <i>R. S., p. 725, sec. 3689</i> )----- Refunding penalties or charges erroneously exacted (customs) ( <i>act June 26, 1884, vol. 23, p. 59, sec. 26</i> )----- Proceeds of goods seized and sold (customs) ( <i>R. S., p. 726, sec. 3689</i> )----- Refunding proceeds of unclaimed merchandise (customs) ( <i>R. S., p. 726, sec. 3689</i> )-----				5,000.00	7,500.00
53 Refunds, awards, and indemnities: Expenditures—1928, \$5,000; 1927, \$7,500; 1926, \$4,947.78.					
<b>Special fund:</b> <b>Philippine Special Fund (Customs)—</b> That * * * all duties and taxes collected in the United States upon articles coming from the Philippine Archipelago and upon foreign vessels coming therefrom shall not be covered into the general fund of the Treasury of the United States, but shall be held as a separate fund and paid into the Treasury of the Philippine Islands to be used and expended for the government and benefit of said islands ( <i>act Mar. 8, 1903, vol. 32, p. 54, sec. 4</i> )-----				5,500.00	2,500.00
5310 Refunds of taxes and duties not specified: Expenditures—1928, \$5,500; 1927, \$2,500; 1926, \$5,699.43.					
Total, Customs Service-----				42,560,500.00	37,763,055.00

## Estimates of appropriations required for the service of the fiscal year ending June 30, 1928—Continued

General object (title of appropriation), date of acts, references to Statutes at Large, or to Revised Statutes, and estimated amount required for each detailed object				Total amount to be appropriated under each head of appropriation	Amount appropriated for the fiscal year ending June 30, 1927
<b>BUREAU OF THE BUDGET</b>					
<i>Salaries and Expenses, Bureau of the Budget—</i>					
Director, \$10,000; Assistant Director, \$7,500; for all other necessary expenses of the bureau, including compensation of attorneys and other employees in the District of Columbia in accordance with "the classification act of 1923"; contract stenographic reporting services, telegrams, telephone service, law books, books of reference, periodicals, stationery, furniture, office equipment, other supplies, traveling expenses, street-car fares [\$147,500] \$140,500; in all (acts June 10, 1921, vol. 42, pp. 22, 23, secs. 207, 208; Mar. 2, 1926, vol. 44, p. 141)				\$158,000.00	\$165,000.00
	Estimated expenditures, 1928 appropriation	Estimated expenditures, 1927 appropriation	Expended and obligated, 1926		
<b>Departmental service:</b>					
<b>Salaries—</b>					
Clerical, administrative, and fiscal service—					
Grade 14, \$7,500 and over—					
Special executive officer (director).....	Average— No. 1 Salary \$10,000	Average— No. 1 Salary \$10,000	Average— No. 1 Salary \$5,500		
Grade 13, \$6,000 to \$7,500; average, \$6,750—					
Executive officer (assistant director).....	1 7,500	1 7,500	1 7,500		
Grade 12, \$5,200 to \$6,000; average, \$5,600—					
Senior administrative officer—					
Executive assistant.....	1 5,600	1 5,400	1 5,200		
Chief division of estimates.....	1 5,400	1 5,400	1 5,200		
Chief investigators (assistants to the director).....	6 5,500	6 5,467	4½ 5,428		
Grade 11, \$3,900 to \$5,000; average, \$4,400—					
Assistant chief investigators (investigators).....	12 4,117	10 4,040	13½ 3,843		
Grade 10, \$3,300 to \$3,900; average, \$3,600—					
Senior investigators (investigators).....		2 3,350			
Grade 10, \$3,300 to \$3,900; average, \$3,600—					
Junior administrative officer—					
Chief clerk and assistant.....			1 3,300		
Assistant chief, division of estimates.....	1 3,500	1 3,400	½ 3,300		
Grade 9, \$3,000 to \$3,600; average, \$3,300—					
Senior administrative assistant—					
Chief clerk.....	1 3,000	1 3,000			
Grade 6, \$2,100 to \$2,700; average, \$2,400—					
Principal clerks.....	2 2,400	2 2,350	2 2,300		
Principal clerk-stenographer.....	1 2,400	1 2,400			
Grade 5, \$1,860 to \$2,400; average, \$2,111.42—					
Senior clerk.....			1 2,100		
Head stenographers.....	1 2,300	1 2,360	2 2,300		
Grade 4, \$1,680 to \$2,040; average, \$1,860—					
Clerks.....	2 1,860	2 1,849	2 1,770		
Grade 3, \$1,500 to \$1,860; average, \$1,500—					
Assistant clerk-stenographer.....	1 1,740	1 1,680	1 1,680		
Senior stenographer.....	1 1,500	1 1,500			
Grade 2, \$1,320 to \$1,680; average, \$1,500—					
Junior clerk.....	1 1,680	1 1,680	1 1,680		
Junior stenographer.....			1 1,320		
<b>Professional and scientific service—</b>					
Grade 5, \$5,200 to \$6,000; average, \$5,600—					
Senior attorney (counsel).....	1 5,400	1 5,400	1 5,200		
Grade 2, \$2,400 to \$3,000; average, \$2,700—					
Assistant attorney.....			1 2,400		
<b>Custodial service—</b>					
Grade 3, \$1,020 to \$1,260; average, \$1,080—					
Messengers.....	3 1,260	3 1,260	3 1,260		
<b>Total number of employees.....</b>	<b>37</b>	<b>37</b>	<b>39</b>		
<b>01 Total personal services.....</b>	<b>144,720.00</b>	<b>141,742.00</b>	<b>137,471.63</b>		
<b>02 Supplies and materials.....</b>	<b>2,000.00</b>	<b>2,000.00</b>	<b>1,056.77</b>		
<b>Communication service:</b>					
0500 Telegraph service.....	250.00	250.00	13.13		
0510 Telephone service.....	900.00	900.00	552.67		
<b>05 Total communication service.....</b>	<b>1,150.00</b>	<b>1,150.00</b>	<b>565.80</b>		
<b>06 Travel expenses.....</b>	<b>6,400.00</b>	<b>6,408.00</b>	<b>1,370.62</b>		
<b>07 Transportation of things.....</b>	<b>80.00</b>	<b>50.00</b>	<b>36.67</b>		
<b>Printing, binding, photographic, and stenographic work (service):</b>					
0820 Stenographic work, typewriting, and duplicating work (job work).....	2,360.00	2,360.00			
0830 Photographing and making photographs and prints (job work).....	60.00	60.00	26.95		
<b>08 Total printing, binding, photographic, and stenographic work (service).....</b>	<b>2,420.00</b>	<b>2,420.00</b>	<b>26.95</b>		
<b>11 Rent.....</b>	<b>280.00</b>	<b>280.00</b>	<b>288.00</b>		
<b>12 Repairs to equipment.....</b>	<b>300.00</b>	<b>300.00</b>	<b>60.44</b>		
<b>Equipment:</b>					
3010 Furniture, furnishings, and fixtures.....	500.00	500.00	236.60		
3020 Educational, scientific, and recreational equipment.....	150.00	150.00	42.00		
<b>30 Total equipment.....</b>	<b>650.00</b>	<b>650.00</b>	<b>278.60</b>		
<b>Reserve.....</b>		<b>10,000.00</b>			
<b>Unexpended balance.....</b>			<b>23,844.52</b>		
<b>Total.....</b>	<b>158,060.00</b>	<b>165,000.00</b>	<b>165,000.00</b>		

*Estimates of appropriations required for the service of the fiscal year ending June 30, 1928—Continued*

General object (title of appropriation), date of acts, references to Statutes at Large, or to Revised Statutes, and estimated amount required for each detailed object				Total amount to be appropriated under each head of appropriation	Amount appropriated for the fiscal year ending June 30, 1927
<b>Printing and Binding, Bureau of the Budget—</b> For printing and binding (acts Mar. 20, 1922, vol. 42, p. 436, sec. 1; Mar. 2, 1926, vol. 44, p. 141) -----				\$25,000.00	\$25,000.00
	Estimated expenditures, 1928 appropriation	Estimated expenditures, 1927 appropriation	Expended and obligated, 1926		
02011 Printed forms and letterheads.....	\$400.00	\$400.00	\$384.59		
05000 Printing and binding.....	24,600.00	24,600.00	23,955.66		
Unexpended balance.....			659.75		
Total printing and binding.....	25,000.00	25,000.00	25,000.00		
Total, Bureau of the Budget.....				183,000.00	190,000.00
<b>FEDERAL FARM LOAN BUREAU</b>					
<b>Salaries, Federal Farm Loan Board (Special Fund)—</b>					
Salaries: For six members of the board, at \$10,000 each; for personal services in the District of Columbia and in the field, [\$412,020] \$406,000; in all, [\$472,020] \$466,000, of which amount not to exceed [\$205,820] \$194,000 may be expended for personal services in the District of Columbia (acts July 17, 1916, vol. 39, pp. 360-384, secs. 1-36; Mar. 4, 1923, vol. 42, p. 1473, secs. 301, 302; Mar. 4, 1925, vol. 43, p. 1262, sec. 4; Mar. 2, 1926, vol. 44, p. 142; Mar. 4, 1926, vol. 44, p. 180) -----					
[Positions under Federal Farm Loan Bureau not subject to classification act of 1923. (See Public No. 599, 68th Cong., vol. 43, p. 1262.)]					
	Estimated expenditures, 1928 appropriation	Estimated expenditures, 1927 appropriation	Expended and obligated, 1926		
<b>Departmental service:</b>					
<b>Salaries—</b>					
<b>Salary ranges—</b>	<b>Average—</b>	<b>Average—</b>	<b>Average—</b>		
	<b>No. Salary</b>	<b>No. Salary</b>	<b>No. Salary</b>		
\$7,500 and over—					
Chief examiner.....	6 \$10,000	6 \$12,000	6 \$12,000		
Members, Farm Loan Board.....	1 8,000	1 10,000	1 10,000		
Chief Land Bank examiner.....	1 7,500	1 7,500	1 7,500		
\$6,000 to \$7,500—					
Counsel.....	1 7,500	1 7,500	1 7,500		
Chief Federal Intermediate Credit Bank examiner.....	1 6,500	1 6,500	1 6,500		
Chief appraiser.....	3 6,367	3 6,367	3 6,367		
Assistant chief examiners.....	1 5,200	1 5,200	1 5,200		
\$5,200 to \$6,000—					
Secretary, Farm Loan Board.....	1 4,200	1 4,200	1 4,200		
\$3,900 to \$5,000—					
Chief bond division.....	1 4,200	1 4,200	1 4,200		
Chief mortgage loan examiner.....	1 4,000	1 3,600	1 3,550		
\$3,300 to \$3,900—					
Auditor.....	1 3,000	1 3,000	1 3,000		
\$3,300 to \$3,600—					
Statistician.....	4 3,000	4 3,000	4 2,700		
Mortgage loan examiners.....	1 2,400	1 2,400	1 2,075		
\$2,400 to \$3,000—					
Assistant auditor.....	6 2,300	6 2,300	6 2,300		
\$2,100 to \$2,700—					
Private secretaries.....	1 2,240	1 2,240	1 2,240		
Executive clerk.....	4 1,990	4 1,990	4 1,840		
\$1,860 to \$2,400—					
Clerks.....	2 1,930	2 1,930	2 1,770		
Stenographers.....	4 1,800	5 1,800	5 1,722		
\$1,680 to \$2,040—					
Clerks.....	4 1,800	4 1,800	4 1,680		
Stenographers.....	9 1,500	9 1,500	9 1,353		
\$1,500 to \$1,860—					
Clerks.....	1 1,680	1 1,680	1 1,680		
Stenographer.....	3 1,420	3 1,420	3 1,440		
\$1,320 to \$1,680—					
Clerks.....	3 1,440	3 1,440	3 1,440		
Stenographers.....	4 1,200	4 1,200	4 1,080		
\$1,140 to \$1,500—					
Messengers.....	61 195,320	63 205,820	53 168,285		
Total average number of employees.....	195,320	205,820	168,285		
Total salaries, departmental service.....	1,320				
Less salary lapses.....	194,000				

## Estimates of appropriations required for the service of the fiscal year ending June 30, 1928—Continued

General object (title of appropriation), date of acts, references to Statutes at Large, or to Revised Statutes, and estimated amount required for each detailed object				Total amount to be appropriated under each head of appropriation	Amount appropriated for the fiscal year ending June 30, 1927
<b>Salaries, Federal Farm Loan Board (Special Fund)—Continued.</b>					
	Estimated expenditures, 1928 appropriation	Estimated expenditures, 1927 appropriation	Expended and obligated, 1926		
Field service:					
Salaries—					
Salary ranges—	Average—	Average—	Average—		
\$3,800 to \$5,000—	No. Salary	No. Salary	No. Salary		
Registrars	12 \$5,000	12 \$5,000	12 \$5,000		
Land-bank examiners	10 4,260	10 4,400	3 4,763		
Reviewing appraisers	8 5,000	12 5,000	7 5,000		
\$3,000 to \$3,800—					
Land-bank examiners	10 3,200	10 3,300	2 3,238		
\$2,400 to \$3,000—					
National Farm Loan Association examiners	20 2,500	20 2,500	20 2,500		
\$1,800 to \$2,400—					
Deputy registrars	12 1,800	12 1,900			
\$1,500 to \$1,800—					
Clerks (registrars' offices)	1 6 1,500				
\$1,140 to \$1,500—					
Clerks (registrars' offices)	1 14 1,200				
Total average number of employees	92	76	44		
Total salaries, field service	272,000	269,800	165,765		
Less salary lapses		3,600			
Net salaries, field service	272,000	266,200	165,765		
01 Total personal services	466,000	472,020	334,050		
<p><sup>1</sup> These 20 positions shown in the 1928 column have been paid directly by the banks.</p> <p><b>Miscellaneous Expenses, Federal Farm Loan Board (Special Fund)—</b>  For traveling expenses of the members of the board and its officers and employees; per diem in lieu of subsistence, not exceeding <b>[\$4] \$6</b>; and contingent and miscellaneous expenses, including books of reference and maps; and for the examination of national farm-loan associations; and for the expenses of registrars' offices, including rent and miscellaneous items, <b>[\$155,000] \$180,000</b>.  In all, Federal Farm Loan Bureau, <b>[\$627,020] \$646,000</b>, payable from assessments upon Federal and joint-stock land banks and Federal intermediate credit banks (acts July 17, 1916, vol. 39, pp. 360-384, sec. 1-35; Mar. 4, 1923, vol. 42, p. 1473, secs. 301-304; Mar. 4, 1925, vol. 43, p. 1262; Mar. 2, 1926, vol. 44, p. 142).</p>				\$180,000 00	\$155,000. 00
	Estimated expenditures, 1928 appropriation	Estimated expenditures, 1927 appropriation	Expended and obligated, 1926		
Supplies and materials:					
02 Stationery and office supplies	\$2,100.00	\$900.00	\$1,274.10		
Communication service:					
0500 Telegraph service	4,200.00	3,000.00	2,663.68		
0510 Telephone service	1,800.00	1,400.00	1,505.16		
05 Total communication service	6,000.00	4,400.00	4,168.84		
Travel expenses:					
0615 Transportation	44,000.00	52,500.00	16,251.16		
0616 Subsistence	83,000.00	85,500.00	41,173.96		
06 Total travel expenses	127,000.00	138,000.00	57,425.12		
08 Printing and binding	9,500.00	6,300.00	7,880.54		
11 Rent (registrars' offices in field)	30,000.00				
30 Equipment	5,400.00	5,400.00	5,608.62		
Total	180,000.00	155,000.00	76,357.22		
Total, Federal Farm Loan Bureau	646,000.00	627,020.00			

*Estimates of appropriations required for the service of the fiscal year ending June 30, 1928—Continued*

General object (title of appropriation), date of acts, references to Statutes at Large, or to Revised Statutes, and estimated amount required for each detailed object				Total amount to be appropriated under each head of appropriation	Amount appropriated for the fiscal year ending June 30, 1927
OFFICE OF TREASURER OF THE UNITED STATES					
<i>Salaries, Office of Treasurer of the United States—</i> Salaries: For Treasurer of the United States, \$8,000; for personal services in the District of Columbia in accordance with "the classification act of 1923," \$1,062,000; in all ( <i>acts Mar. 4, 1909, vol. 35, p. 1065; Mar. 2, 1926, vol. 44, p. 142; July 3, 1926, vol. 44, p. 868</i> )				\$1, 070, 000. 00	\$1, 075, 000. 00
	Estimated expenditures, 1928 appropriation	Estimated expenditures, 1927 appropriation	Expended and obligated, 1926		
Departmental service:					
Salaries—					
Clerical, administrative, and fiscal service—	<i>Average—</i>	<i>Average—</i>	<i>Average—</i>		
Grade 13, \$6,000 to \$7,500; average, \$6,750—	No. 1 Salary \$8,000	No. 1 Salary \$8,000	No. 1 Salary \$8,000		
Executive officer.....	1 5,400	1 5,400	1 5,400		
Grade 12, \$5,200 to \$6,000; average, \$5,600—					
Senior administrative officers.....	2 4,150	2 4,150	2 4,078		
Grade 11, \$3,800 to \$5,000; average, \$4,400—					
Administrative officers.....	4 3,300	4 3,300	4 3,221		
Grade 9, \$3,000 to \$3,600; average, \$3,300—					
Senior administrative assistants.....	7 2,800	7 2,800	6 2,808		
Grade 8, \$2,700 to \$3,300; average, \$3,000—					
Administrative assistants.....	2 2,625	2 2,625	1 2,604		
Grade 7, \$2,400 to \$3,000; average, \$2,700—					
Junior administrative assistants.....	16 2,366	16 2,366	15 2,359		
Grade 6, \$2,100 to \$2,700; average, \$2,400—					
Principal clerks.....	12 2,088	12 2,088	13 2,078		
Grade 5, \$1,860 to \$2,400; average, \$2,111—					
Senior clerks.....	29 2,200	29 2,200	28 2,200		
Head stenographer.....	1 1,837	1 1,837	1 1,828		
Grade 4, \$1,680 to \$2,040; average, \$1,860—					
Clerks.....	44 1,935	44 1,935	43 1,935		
Clerk-stenographers.....	4 1,651	4 1,651	4 1,587		
Grade 3, \$1,500 to \$1,860; average, \$1,680—					
Assistant clerks.....	94 1,631	94 1,631	94 1,631		
Senior stenographers.....	11 1,525	11 1,525	11 1,525		
Senior operators, office devices.....					
Grade 2, \$1,320 to \$1,680; average, \$1,500—					
Junior clerks.....	116 1,426	116 1,427	115 1,393		
Senior typists.....	6 1,380	6 1,380	6 1,380		
Junior stenographers.....	6 1,390	6 1,390	6 1,390		
Junior clerk-typists.....	14 1,423	14 1,423	14 1,423		
Grade 1, \$1,140 to \$1,500; average, \$1,320—					
Underclerks.....	232 1,320	236 1,320	230 1,300		
Underclerk-typists.....	3 1,400	3 1,400	3 1,400		
Underoperators, office devices.....					
Custodial service—					
Grade 4, \$1,140 to \$1,500; average, \$1,320—					
Head messengers.....	2 1,320	2 1,320	1 1,232		
Assistant foremen of laborers.....	2 1,085	2 1,085	2 1,121		
Grade 3, \$1,020 to \$1,260; average, \$1,140—					
Messengers.....	24 907	24 907	24 893		
Senior laborers.....	18 983	18 983	18 983		
Grade 2, \$900 to \$1,140; average, \$1,020—					
Assistant messengers.....	13 636	13 636	13 649		
Junior laborers.....					
Grade 1, \$600 to \$790; average, \$690—					
Junior messengers.....					
Total average number of employees.....	701	705	696		
Total salaries, departmental service.....	1, 070, 000. 00	1, 075, 000. 00	1, 052, 828. 64		
Deduct for lapses.....		2, 000. 00			
01 Net personal services.....	1, 070, 000. 00	1, 073, 000. 00	1, 052, 828. 64		

## Estimates of appropriations required for the service of the fiscal year ending June 30, 1928—Continued

General object (title of appropriation), date of acts, references to Statutes at Large, or to Revised Statutes, and estimated amount required for each detailed object				Total amount to be appropriated under each head of appropriation	Amount appropriated for the fiscal year ending June 30, 1927
<b>Salaries, Office of Treasurer of United States (National Currency, Reimbursable)—</b> For personal services in the District of Columbia, in accordance with "The classification act of 1923," in redeeming Federal reserve and national currency, [\$320,000] \$310,000, to be reimbursed by the Federal reserve and national banks ( <i>act Mar. 2, 1926, vol. 44, p. 142</i> )-----				\$310,000.00	\$320,000.00
	Estimated expenditures, 1928 appropriation	Estimated expenditures, 1927 appropriation	Expended and obligated, 1926		
<b>Departmental service:</b>					
<b>Salaries—</b>					
Clerical, administrative, and fiscal service—					
Grade 11, \$3,800 to \$5,000; average, \$4,400—	<i>Average—</i> No. 1 Salary \$5,000	<i>Average—</i> No. 1 Salary \$5,000	<i>Average—</i> No. 1 Salary \$5,000		
Administrative officer (superintendent)-----	1 3,700	1 3,700	1 3,600		
Grade 10, \$3,300 to \$3,600; average, \$3,500—					
Junior administrative officer (assistant superintendent)-----	1 3,000	1 3,000	1 3,000		
Grade 8, \$2,700 to \$3,300; average, \$3,000—					
Administrative assistant-----	1 2,800	1 2,800	1 2,792		
Grade 7, \$2,400 to \$3,000; average, \$2,700—					
Junior administrative assistant-----	3 2,567	3 2,567	3 2,567		
Grade 6, \$2,100 to \$2,700; average, \$2,400—					
Principal clerks-----	1 2,300	1 2,300	1 2,300		
Principal accounting and auditing assistant-----	3 2,233	3 2,233	3 2,233		
Grade 5, \$1,860 to \$2,400; average, \$2,111.42—					
Senior clerks-----	11 1,925	12 1,920	12 1,907		
Grade 4, \$1,680 to \$2,040; average, \$1,860—					
Clerks-----	2 1,860	2 1,860	2 1,860		
Clerk-stenographers-----	29 1,741	30 $\frac{1}{2}$ 1,734	31 $\frac{1}{2}$ 1,716		
Grade 3, \$1,500 to \$1,860; average, \$1,680—					
Assistant clerks-----	20 1,632	20 1,632	20 1,624		
Grade 2, \$1,320 to \$1,680; average, \$1,500—					
Junior clerks-----	120 1,324	121 $\frac{1}{2}$ 1,329	124 $\frac{1}{2}$ 1,318		
Grade 1, \$1,140 to \$1,500; average, \$1,320—					
Underclerks-----	7 1,131	7 1,131	7 1,125		
<b>Custodial service—</b>					
Grade 3, \$1,020 to \$1,260; average, \$1,140—					
Messengers-----	2 1,050	2 1,050	2 1,028		
Grade 2, \$900 to \$1,140; average, \$1,020—					
Assistant messenger-----	5 376	5 376	5 378		
Junior laborers-----					
01 Total average number of employees-----	207	211	215 $\frac{1}{2}$		
01 Total salaries, departmental service-----	310,000	316,690	320,255		
<b>Indefinite appropriation:</b>					
<b>Contingent Expenses, National Currency (Reimbursable)—</b>					
Indefinite appropriation to pay the charges for transportation and the cost of assorting national-bank notes and Federal reserve bank notes, except salaries, forwarded to the Treasury of the United States for redemption under the provisions of the act of June 20, 1874, and amendatory act of July 12, 1882, and the act of December 23, 1913, to be reimbursed by the Federal reserve and national banks ( <i>acts June 20, 1874, vol. 18, p. 124, sec. 3; Mar. 3, 1875, vol. 18, p. 399, sec. 3; July 12, 1882, vol. 22, p. 163, sec. 6; Dec. 23, 1913, vol. 38, pp. 267-269, secs. 16-18</i> )-----				165,000.00	148,000.00
	Estimated expenditures, 1928 appropriation	Estimated expenditures, 1927 appropriation	Expended and obligated, 1926		
<b>Supplies and materials:</b>					
0200 Stationery and office supplies-----	\$2,480.00	\$2,480.00	\$2,483.71		
0220 Scientific and educational supplies-----	40.00	40.00	40.00		
0230 Fuel-----	450.00	450.00	487.45		
02 Total supplies and materials-----	2,970.00	2,970.00	3,011.16		
<b>Communication service:</b>					
0500 Telegraph service-----	5.00	5.00	5.96		
0510 Telephone service-----	75.00	75.00	74.13		
05 Total communication service-----	80.00	80.00	80.09		
07 Transportation of things (service)-----	148,000.00	138,000.00	148,429.91		
08 Printing and binding-----	11,800.00	4,800.00	11,845.86		
10 Furnishing of heat, light, power, water, and electricity (service)-----	1,100.00	1,100.00	1,118.64		
12 Repairs and alterations-----	600.00	600.00	610.53		
13 Special and miscellaneous current expenses-----	50.00	50.00	51.63		
30 Equipment-----	400.00	400.00	249.61		
Total-----	165,000.00	148,000.00	165,395.43		
<b>Total, Office of Treasurer of the United States-----</b>				<b>1,545,000.00</b>	<b>1,543,000.00</b>

*Estimates of appropriations required for the service of the fiscal year ending June 30, 1928—Continued*

General object (title of appropriation), date of acts, references to Statutes at Large, or to Revised Statutes, and estimated amount required for each detailed object				Total amount to be appropriated under each head of appropriation	Amount appropriated for the fiscal year ending June 30, 1927
<b>OFFICE OF COMPTROLLER OF THE CURRENCY</b>					
<b>Salaries, Office of Comptroller of the Currency—</b>					
Salaries: Comptroller of the Currency, \$5,000; for personal services in the District of Columbia, in accordance with "the classification act of 1923," <b>[\$215,000]</b> \$230,000; in all (act Mar. 2, 1926, vol. 44, p. 142)-----				\$235, 000. 00	\$220, 000. 00
	Estimated expenditures, 1928 appropriation	Estimated expenditures, 1927 appropriation	Expended and obligated, 1926		
<b>Departmental service:</b>					
<b>Salaries—</b>					
Clerical, administrative, and fiscal service—	<i>Average—</i>	<i>Average—</i>	<i>Average—</i>		
Grade 14, \$7,500 and over—	No. 1 Salary \$5, 000	No. 1 Salary \$5, 000	No. 1 Salary \$5, 000		
Special executive officer (Comptroller)-----	1 4, 400	1 4, 400	1 4, 400		
Grade 11, \$3,800 to \$5,000; average, \$4,400—					
Administrative officer (chief of division)-----	3 3, 300	3 3, 300	3 3, 031		
Grade 9, \$3,000 to \$3,600; average, \$3,300—					
Senior administrative assistants-----	1 3, 000	1 3, 000	1 3, 000		
Grade 8, \$2,700 to \$3,300; average, \$3,000—					
Administrative assistant (chief of division)-----	4 2, 750	4 2, 750	4 2, 716		
Grade 7, \$2,400 to \$3,000; average, \$2,700—					
Junior administrative assistants-----	6 2, 400	6 2, 400	5 2, 400		
Grade 6, \$2,100 to \$2,700; average, \$2,400—					
Principal clerks-----	4 2, 150	4 2, 150	4 2, 147		
Grade 5, \$1,800 to \$2,400; average, \$2,100—					
Senior clerks-----	4 2, 050	4 2, 050	4 2, 028		
Senior clerk-stenographers-----	8 1, 905	7 1, 911	8 1, 921		
Grade 4, \$1,680 to \$2,040; average, \$1,860—					
Clerks-----	9 1, 833	9 1, 833	5 2, 163		
Clerk-stenographers-----	1 2, 040	1 2, 040	1 2, 040		
Head operator, office devices-----					
Grade 3, \$1,500 to \$1,860; average, \$1,680—					
Assistant clerks-----	23 1, 677	22 1, 631	20 1, 596		
Senior stenographers-----	6 1, 680	6 1, 570	4 1, 603		
Assistant clerk-stenographers-----	3 1, 600	3 1, 600	6 1, 652		
Senior operator, office devices-----	4 1, 725	4 1, 725	4 1, 641		
Head typist-----	1 1, 680	1 1, 680	1 1, 680		
Grade 2, \$1,320 to \$1,680; average, \$1,500—					
Junior clerks-----	21 1, 492	17 1, 514	18 1, 513		
Senior typist-----	1 1, 500	1 1, 440	1 1, 440		
Junior stenographers-----	2 1, 500	2 1, 380	4 1, 378		
Junior clerk-typist-----	1 1, 680	1 1, 680	1 1, 680		
Junior operators, office devices-----	7 1, 500	7 1, 483	6 1, 460		
Grade 1, \$1,140 to \$1,500; average, \$1,320—					
Underclerks-----	10 1, 300	7 1, 320	7 1, 320		
<b>Custodial service—</b>					
Grade 3, \$1,020 to \$1,260; average, \$1,140—					
Messengers-----	12 1, 140	12 1, 140	12 1, 188		
<b>01 Total average number of employees-----</b>	<b>133</b>	<b>124</b>	<b>122 1/2</b>		
<b>Total salaries, departmental service-----</b>	<b>235, 000</b>	<b>220, 000</b>	<b>217, 891</b>		
<b>Salaries, Office of Comptroller of the Currency (National Currency, Reimbursable)—</b>					
For personal services in the District of Columbia, in accordance with "the classification act of 1923," in connection with Federal reserve and national currency, <b>[\$64,500]</b> \$48,960, to be reimbursed by the Federal reserve and national banks (act Mar. 2, 1926, vol. 44, p. 142)-----				48, 960. 00	64, 500. 00
	Estimated expenditures, 1928 appropriation	Estimated expenditures, 1927 appropriation	Expended and obligated, 1926		
<b>Departmental service:</b>					
<b>Salaries—</b>					
Clerical, administrative, and fiscal service—	<i>Average—</i>	<i>Average—</i>	<i>Average—</i>		
Grade 7, \$2,400 to \$3,000; average, \$2,700—	No. 1 Salary \$3, 000	No. 1 Salary \$3, 000	No. 1 Salary \$3, 000		
Junior administrative assistant (chief of division)-----	1 2, 400	1 2, 400	1 2, 400		
Grade 6, \$2,100 to \$2,700; average, \$2,400—					
Principal clerk (assistant chief of division)-----	1 2, 100	1 2, 100	1 2, 100		
Principal clerk-stenographer-----					
Grade 5, \$1,830 to \$2,400; average, \$2,100—					
Senior clerk-----	1 2, 300	1 2, 300	1 2, 300		
Grade 4, \$1,680 to \$2,040; average, \$1,860—					
Clerks-----	1 1, 860	2 1, 860	2 1, 830		
Grade 3, \$1,500 to \$1,860; average, \$1,680—					
Assistant clerk-----	1 1, 680	1 1, 680	1 1, 500		
Grade 2, \$1,320 to \$1,680; average, \$1,500—					
Junior clerks-----	11 1, 511	15 1, 500	10 1, 479		
Grade 1, \$1,140 to \$1,500; average, \$1,320—					
Underclerks-----	13 1, 260	17 1, 320	20 1, 306		
<b>Custodial service—</b>					
Grade 4, \$1,140 to \$1,500; average, \$1,320—					
Under mechanic-----	1 1, 320	1 1, 320	1 1, 320		
Grade 3, \$1,020 to \$1,260; average, \$1,140—					
Messengers-----	3 1, 100	1 1, 260	1 1, 260		
Minor mechanic-----	1 1, 020	1 1, 020	1 1, 012		
Grade 2, 40 cents per hour—					
Minor domestic attendants-----	2 380	2 380	2 367		
<b>01 Total average number of employees-----</b>	<b>35</b>	<b>44</b>	<b>42 1/2</b>		
<b>Total salaries, departmental service-----</b>	<b>48, 960</b>	<b>64, 500</b>	<b>60, 878</b>		

*Estimates of appropriations required for the service of the fiscal year ending June 30, 1928—Continued*

General object (title of appropriation), date of acts, references to Statutes at Large, or to Revised Statutes, and estimated amount required for each detailed object				Total amount to be appropriated under each head of appropriation	Amount appropriated for the fiscal year ending June 30, 1927
<b>Special Examinations of National Banks—</b> For special examinations of national banks and bank plates, keeping macerator in Treasury Building in repair, and for other incidental expenses attending the working of the macerator, and for procuring information relative to banks other than national ( <i>act Mar. 2, 1926, vol. 44, p. 142</i> )-----				\$1, 500. 00	\$1, 500. 00
	Estimated expenditures, 1928 appropriation	Estimated expenditures, 1927 appropriation	Expended and obligated, 1926		
01 Personal services.....	\$700. 00	\$700. 00	\$663. 00		
02 Sundry supplies.....	150. 00	150. 00	124. 61		
05 Telegraph service.....	50. 00	50. 00	6. 41		
12 Repairs and alterations.....	600. 00	600. 00	431. 75		
Total.....	1, 500. 00	1, 500. 00	1, 255. 77		
<b>Special Fund—</b> Salaries and expenses, national-bank examiners ( <i>R. S., p. 1013, sec. 5240; act Dec. 23, 1913, vol. 38, p. 272, sec. 21; Mar. 4, 1923, vol. 42, p. 1465, sec. 209</i> )-----				2, 250, 000. 00	2, 300, 000. 00
	Estimated expenditures, 1928 appropriation	Estimated expenditures, 1927 appropriation	Expended and obligated, 1926		
01 Personal services.....	\$1, 610, 000. 00	\$1, 610, 000. 00	\$1, 631, 336. 04		
03 Subsistence and support of persons (service).....	350, 000. 00	400, 000. 00	365, 379. 00		
05 Travel expenses.....	190, 000. 00	190, 000. 00	167, 689. 50		
13 Special and miscellaneous current expenses.....	100, 000. 00	100, 000. 00	77, 265. 61		
Total.....	2, 250, 000. 00	2, 300, 000. 00	2, 241, 700. 15		
Total, Office of Comptroller of the Currency-----				2, 535, 460. 00	2, 586, 000. 00
BUREAU OF INTERNAL REVENUE					
<b>Salaries, Office of Commissioner of Internal Revenue (Reimbursable)—</b> For one stamp agent, to be reimbursed by the stamp manufacturers ( <i>act Mar. 2, 1926, vol. 44, p. 142</i> )-----				1, 860. 00	1, 860. 00
	Estimated expenditures, 1928 appropriation	Estimated expenditures, 1927 appropriation	Expended and obligated, 1926		
Field service:					
Salaries and wages—	Average—	Average—	Average—		
Salary range, \$1,860 to \$2,040; average, \$1,860—	No. Salary	No. Salary	No. Salary		
Stamp agent.....	1 \$1,860	1 \$1,860	1 \$1,860		
Total average number of employees.....	1	1	1		
01 Total salaries and wages, field service.....	1, 860	1, 860	1, 860		
<b>Collecting the Internal Revenue—</b> For expenses of assessing and collecting the internal-revenue taxes, including the employment of a Commissioner of Internal Revenue at \$10,000 per annum, a general counsel for the Bureau of Internal Revenue at \$10,000 per annum, an assistant to the commissioner at \$3,000 per annum, four assistant general counsel at \$3,000 per annum each, a special deputy commissioner at \$7,500 per annum, three deputy commissioners, and the necessary officers, collectors, deputy collectors, gaugers, storekeepers, storekeeper-gaugers, attorneys, experts, agents, accountants, inspectors, clerks, janitors, and messengers in the District of Columbia, the several collection districts, and the several divisions of internal-revenue agents, to be appointed as provided by law, telegraph and telephone service, rental of quarters outside the District of Columbia, and not to exceed [\$11,500] \$51,500 for rental of quarters in the District of Columbia, postage, freight, express, necessary expenses incurred in making investigations in connection with the enrollment or disbarment of practitioners before the Treasury Department in internal-revenue matters, expenses of seizure and sale, injuries to horses not exceeding \$250 for any horse crippled or killed, and other necessary miscellaneous expenses, and the purchase of such supplies, equipment, furniture, mechanical devices, law books and books of reference, and such other articles as may be necessary for use in the District of Columbia, the several					



## Estimates of appropriations required for the service of the fiscal year ending June 30, 1928—Continued

General object (title of appropriation), date of acts, references to Statutes at Large, or to Revised Statutes, and estimated amount required for each detailed object	Total amount to be appropriated under each head of appropriation	Amount appropriated for the fiscal year ending June 30, 1927
<b>Collecting the Internal Revenue—Continued.</b> collection districts, and the several divisions of internal-revenue agents, <b>[\$35,170,000]</b> <b>\$34,800,000</b> , of which amount not to exceed <b>[\$10,718,000]</b> <b>\$9,301,040</b> may be expended for personal services in the District of Columbia: <i>Provided</i> , That for purpose of concentration, upon the initiation of the Commissioner of Internal Revenue and under regulations prescribed by him distilled spirits may be removed from any internal-revenue bonded warehouse to any other such warehouse, and may be bottled in bond in any such warehouse before or after payment of the tax, and the commissioner shall prescribe the form and penal sums of bond covering distilled spirits in internal-revenue bonded warehouses, and in transit between such warehouses: <i>Provided further</i> , That no part of this amount shall be used in defraying the expenses of any officer, designated above, subpoenaed by the United States court to attend any trial before a United States court or preliminary examination before any United States commissioner, which expenses shall be paid from the appropriation for "Fees of witnesses, United States courts": <i>Provided further</i> , That not more than \$100,000 of the total amount appropriated herein may be expended by the Commissioner of Internal Revenue for detecting and bringing to trial persons guilty of violating the internal-revenue laws or conniving at the same, including payments for information and detection of such violation ( <i>R. S.</i> , p. 602, sec. 3145; p. 603, secs. 3148, 3150; p. 604, sec. 3153; p. 605, sec. 3157; p. 630, sec. 3264; acts Mar. 3, 1875, vol. 23, p. 404, sec. 1; June 7, 1906, vol. 34, p. 217, secs. 1-4; Mar. 4, 1907, vol. 34, p. 1375, sec. 1; July 16, 1914, vol. 38, p. 475, sec. 1; Sept. 8, 1916, vol. 39, p. 803, sec. 1; Feb. 24, 1919, vol. 40, p. 1140, sec. 1300; Mar. 4, 1923, vol. 42, p. 1444, sec. 1; Feb. 26, 1926, vol. 44, pp. 126, 127, sec. 1201; Mar. 2, 1926, vol. 44, pp. 142, 143)	\$34, 800, 000. 00	\$35, 170, 000. 00

	Estimated expenditures, 1928 appropriation	Estimated expenditures, 1927 appropriation	Expended and obligated, 1926
<b>Departmental service:</b>	<i>Average—</i>	<i>Average—</i>	<i>Average—</i>
<b>Salaries—</b>	No. Salary	No. Salary	No. Salary
Commissioner.....	1 \$10,000	1 \$10,000	1 \$10,000
General counsel.....	1 10,000	1 10,000	1 10,000
Assistant to the commissioner.....	1 8,000	1 8,000	1 7,589
Assistant general counsels.....	4 8,000	4 8,000	4 7,589
Special deputy commissioner.....	1 7,500	1 7,500	1 7,500
<b>Professional and scientific service—</b>			
Grade 6, \$6,000 to \$7,500; average, \$6,750—			
Chief attorney.....	1 6,000	1 6,000	1 6,000
Grade 5, \$5,200 to \$6,000; average, \$5,600—			
Senior engineers.....	6 5,367	6 5,367	6 5,267
Senior attorneys.....	29 5,559	29 5,559	29 5,559
Grade 4, \$3,800 to \$5,000; average, \$4,400—			
Engineers.....	82 4,180	84 4,171	105 4,128
Attorneys.....	134 4,053	134 4,053	84 4,202
Grade 3, \$3,000 to \$3,600; average, \$3,300—			
Associate engineers.....	4 3,050	4 3,050	7 3,086
Associate attorneys.....	45 3,307	45 3,307	39 3,279
Grade 2, \$2,400 to \$3,000; average, \$2,700—			
Assistant engineers.....	7 2,400	7 2,400	5 2,400
Assistant attorneys.....	21 2,700	21 2,700	21 2,700
Grade 1, \$1,860 to \$2,400; average, \$2,111.42—			
Junior attorney.....	1 2,000	1 2,000	1 2,000
<b>Subprofessional service—</b>			
Grade 5, \$1,680 to \$2,040; average, \$1,860—			
Head nurse.....	1 1,740	1 1,740	1 1,740
Grade 4, \$1,500 to \$1,860; average, \$1,680—			
Nurses.....	4 1,650	4 1,650	4 1,650
<b>Clerical, administrative, and fiscal service—</b>			
Grade 13, \$6,000 to \$7,500; average, \$6,750—			
Executive officers.....	4 6,750	4 6,750	3 6,205
Grade 12, \$5,200 to \$6,000; average, \$5,600—			
Senior administrative officers.....	10 5,560	10 5,560	10 5,500
Grade 11, \$3,800 to \$5,000; average, \$4,400—			
Administrative officers.....	39 4,487	40 4,490	48 4,466
Assistant chief accountants and auditors.....	76 4,018	77 4,018	77 4,018
Assistant chief investigator.....	1 4,600	1 4,600	1 4,400
Grade 10, \$3,300 to \$3,900; average, \$3,600—			
Junior administrative officers.....	20 3,705	20 3,705	23 3,622
Senior accountant and auditors.....	69 3,475	70 3,477	80 3,383
Senior investigator.....	1 3,900	1 3,900	1 3,600
Grade 9, \$3,000 to \$3,600; average, \$3,300—			
Senior administrative assistants.....	33 3,355	33 3,355	42 3,287
Accountants and auditors.....	239 3,170	243 3,169	293 3,066
Grade 8, \$2,700 to \$3,300; average, \$3,000—			
Administrative assistants.....	16 3,056	16 3,056	20 3,000
Associate accountants and auditors.....	81 2,970	81 2,970	106 2,864
Grade 7, \$2,400 to \$3,000; average, \$2,700—			
Junior administrative assistants.....	41 2,822	42 2,819	41 2,800
Assistant accountants and auditors.....	318 2,664	321 2,665	391 2,591
Assistant investigator.....	1 2,800	1 2,800	1 2,500
Grade 6, \$2,100 to \$2,700; average, \$2,400—			
Principal clerks.....	35 2,509	35 2,509	50 2,396
Principal accounting and auditing assistants.....	134 2,270	216 2,316	301 2,247
Principal clerk-stenographers.....	4 2,600	4 2,600	4 2,600
Transportation-rate and traffic auditor.....		1 2,500	1 2,500
Grade 5, \$1,860 to \$2,400; average, \$2,111.42—			
Senior clerks.....	89 2,156	91 2,160	96 2,168
Senior clerk-stenographers.....	14 2,279	14 2,279	17 2,205
Senior accounting and auditing assistants.....	121 2,068	121 2,068	192 1,991

## Estimates of appropriations required for the service of the fiscal year ending June 30, 1928—Continued

General object (title of appropriation), date of acts, references to Statutes at Large, or to Revised Statutes, and estimated amount required for each detailed object	Estimated expenditures, 1928 appropriation		Estimated expenditures, 1927 appropriation		Expended and obligated, 1926		Total amount to be appropriated under each head of appropriation	Amount appropriated for the fiscal year ending June 30, 1927
Collecting the Internal Revenue—Continued.								
Departmental service—Continued.								
Salaries—Continued.								
Clerical, administrative, and fiscal service—Con.								
Grade 4, \$1,680 to \$2,040; average, \$1,860—	Average—		Average—		Average—			
Clerks	No.	Salary	No.	Salary	No.	Salary		
Clerk-stenographers	241	\$1,867	245	\$1,868	280	\$1,848		
Accounting and auditing assistants	32	1,933	32	1,933	35	1,901		
Principal stenographers	110	1,810	114	1,808	164	1,812		
Head operators, office devices	8	1,920	8	1,920	8	1,920		
Grade 3, \$1,500 to \$1,860; average, \$1,680—	4	1,830	4	1,830	5	1,932		
Assistant clerks	426	1,677	444	1,675	451	1,656		
Senior stenographers	235	1,681	235	1,681	241	1,641		
Assistant clerk-stenographers	38	1,729	38	1,729	47	1,779		
Senior operators, office devices	46	1,650	53	1,639	60	1,639		
Grade 2, \$1,320 to \$1,680; average, \$1,500—								
Junior clerks	783	1,514	836	1,512	912	1,459		
Senior typists	99	1,483	99	1,483	109	1,493		
Junior stenographers	124	1,435	125	1,437	130	1,408		
Junior clerk-stenographers	7	1,569	7	1,569	12	1,511		
Junior operators, office devices	38	1,514	39	1,518	50	1,472		
Grade 1, \$1,140 to \$1,500; average, \$1,320—								
Underclerks	112	1,379	114	1,381	161	1,280		
Junior typists	91	1,260	95	1,256	105	1,273		
Underclerk-typists	2	1,290	2	1,290	4	1,305		
Underoperators, office devices	12	1,270	12	1,270	12	1,270		
Custodial service—								
Grade 6, \$1,500 to \$1,860; average, \$1,680—								
Mechanics	2	1,860	2	1,860	2	1,860		
Grade 4, \$1,140 to \$1,500; average, \$1,320—								
Head messengers	9	1,367	9	1,367	9	1,340		
Assistant foreman of laborers	1	1,140	1	1,140	1	1,140		
Grade 3, \$1,020 to \$1,260; average, \$1,140—								
Messengers	111	1,145	117	1,146	128	1,140		
Senior laborers	13	1,154	18	1,127	19	1,090		
Grade 2, \$900 to \$1,140; average, \$1,020—								
Junior laborers	7	1,054	8	1,058	9	1,080		
Assistant messengers	1	1,020	1	1,020	1	1,020		
Grade 1, \$900 to \$780; average, \$840—								
Junior messenger	1	600	1	600	2	690		
Total average number of employees	4,242		4,446		5,067			
Total salaries, departmental service	9,301,040.00		9,706,820.00		10,731,557.63			
The difference between 1928 and 1927 is due to decrease in force, \$164,780; \$36,100 transferred to estimate of division of supply; \$8,640 transferred to Bureau of Engraving and Printing; total reduction, departmental service, \$404,780.								
Field service:								
Salaries and wages—								
Salary range, \$6,000 to \$7,500; average, \$6,750—								
Collectors of internal revenue	4	6,000	4	6,000	6	6,000		
Attorney	1	7,500	1	7,500	1	7,500		
Salary range, \$5,200 to \$6,000; average, \$5,600—								
Collectors of internal revenue	52	5,885	52	5,885	50	5,772		
Supervising internal revenue agents	7	5,629	7	5,629	7	5,629		
Internal revenue agents in charge	4	5,500	4	5,500	4	5,500		
Salary range, \$3,800 to \$5,000; average, \$4,400—								
Collectors of internal revenue	9	4,889	9	4,889	9	4,822		
Deputy collectors (office)	2	4,000	2	4,000	2	4,000		
Deputy collectors (field)	4	3,850	4	3,850	4	3,850		
Internal revenue agents in charge	25	4,600	25	4,600	25	4,600		
Internal revenue agents	310	3,929	310	3,929	308	3,930		
Estate-tax agents	25	3,936	25	3,936	25	3,936		
Engineer revenue agents	19	4,105	19	4,105	19	4,105		
Auditor	1	4,600	1	4,600	1	4,600		
Intelligence agents	19	4,495	19	4,495	19	4,495		
Supervisors of accounts and collections	12	4,517	12	4,517	12	4,517		
Clerks	2	3,900	2	3,900	2	3,900		
Salary range, \$3,300 to \$3,900; average, \$3,600—								
Deputy collectors (office)	40	3,538	40	3,538	40	3,538		
Deputy collectors (field)	50	3,460	50	3,460	50	3,460		
Intelligence agents	14	3,486	14	3,486	14	3,486		
Supervisors of accounts and collections	24	3,642	24	3,642	24	3,642		
Clerks	16	3,606	16	3,606	16	3,606		
Salary range, \$3,000 to \$3,600; average, \$3,300—								
Deputy collectors (office)	42	3,136	42	3,136	40	3,141		
Deputy collectors (field)	17	3,112	17	3,112	15	3,121		
Internal-revenue agents	804	3,230	804	3,230	741	3,250		
Estate-tax agents	137	3,281	137	3,281	141	3,292		
Intelligence agents	20	3,200	20	3,200	20	3,200		
Supervisors of accounts and collections	4	3,000	4	3,000	4	3,000		
Auditor	1	3,000	1	3,000	1	3,000		
Clerks	31	3,077	31	3,077	31	3,077		
Salary range, \$2,700 to \$3,300; average, \$3,000—								
Deputy collectors (office)	70	2,780	70	2,780	68	2,781		
Deputy collectors (field)	4	2,850	4	2,850	4	2,850		
Intelligence agents	17	2,918	17	2,918	16	2,921		
Internal-revenue agents (sales and miscellaneous taxes)	23	2,887	23	2,887	50	2,948		
Clerks	54	2,807	54	2,807	52	2,801		
Salary range, \$2,400 to \$3,000; average, \$2,700—								
Deputy collectors (office)	48	2,542	48	2,542	51	2,533		
Deputy collectors (field)	40	2,573	40	2,573	43	2,560		
Internal-revenue agents	1,022	2,688	955	2,708	830	2,755		
Estate-tax agents	72	2,672	72	2,672	81	2,642		
Intelligence agents	6	2,517	6	2,517	6	2,517		
Internal-revenue agents (sales and miscellaneous taxes)	27	2,607	27	2,607	52	2,507		
Auditors	12	2,508	12	2,508	54	2,624		
Clerks	39	2,577	39	2,577	41	2,568		

## Estimates of appropriations required for the service of the fiscal year ending June 30, 1928—Continued

General object (title of appropriation), date of acts, references to Statutes at Large, or to Revised Statutes, and estimated amount required for each detailed object				Total amount to be appropriated under each head of appropriation	Amount appropriated for the fiscal year ending June 30, 1927
<i>Collecting the Internal Revenue—Continued.</i>					
	Estimated expenditures, 1928 appropriation	Estimated expenditures, 1927 appropriation	Expended and obligated, 1926		
<b>Field service—Continued.</b>					
<b>Salaries and wages—Continued.</b>					
Salary range, \$2,100 to \$2,700; average, \$2,400—	<i>Average—</i>	<i>Average—</i>	<i>Average—</i>		
Deputy collectors (office).....	No. 61 Salary \$2,293	No. 61 Salary \$2,293	No. 65 Salary \$2,282		
Deputy collectors (field).....	324 2,318	324 2,318	345 <sup>1</sup> 2,304		
Internal revenue agents.....	308 2,261	307 2,261	213 <sup>1</sup> 2,331		
Auditors.....	29 2,231	29 2,231	19 2,300		
Clerks.....	41 2,415	41 2,415	39 <sup>1</sup> 2,427		
Salary range, \$1,860 to \$2,400; average, \$2,111.42—					
Deputy collectors (office).....	191 2,082	191 2,082	298 <sup>1</sup> 2,004		
Deputy collectors (field).....	412 2,029	412 2,029	442 2,017		
Auditors.....	13 1,974	13 1,974	11 <sup>1</sup> 1,989		
Clerks.....	162 2,152	162 2,152	169 <sup>1</sup> 2,140		
Salary range, \$1,680 to \$2,040; average, \$1,860—					
Deputy collectors (office).....	360 1,821	360 1,821	440 1,828		
Deputy collectors (field).....	1,122 1,838	1,122 1,838	1,157 <sup>1</sup> 1,832		
Storekeeper-gaugers and gaugers.....	253 1,701	253 1,701	232 1,729		
Clerks.....	299 1,874	299 1,874	309 1,865		
Salary range, \$1,500 to \$1,860; average, \$1,680—					
Deputy collectors (office).....	564 1,626	564 1,626	604 <sup>1</sup> 1,618		
Clerks.....	603 1,685	602 1,685	598 <sup>1</sup> 1,696		
Salary range, \$1,320 to \$1,680; average, \$1,500—					
Deputy collectors (office).....	922 1,444	922 1,444	952 <sup>1</sup> 1,440		
Clerks.....	618 1,497	618 1,497	623 <sup>1</sup> 1,406		
Salary range, \$1,140 to \$1,500; average, \$1,320—					
Deputy collectors (office).....	267 1,282	267 1,282	287 <sup>1</sup> 1,272		
Clerks.....	45 1,361	45 1,361	48 1,348		
Messengers.....	3 1,480	3 1,480	3 1,480		
Salary range, \$1,020 to \$1,260; average, \$1,140—					
Deputy collectors (office).....	2 1,080	2 1,080	2 1,080		
Messengers.....	9 1,213	9 1,213	9 1,213		
Salary range, \$900 to \$1,140; average, \$1,020—					
Messengers.....	2 960	2 960	2 960		
Salary range, \$600 to \$780; average, \$690—					
Deputy collectors (office).....	2 600	2 600	2 600		
Total average number of employees.....	9,742	9,673	9,806 <sup>1</sup>		
Total salaries and wages, field service.....	21,575,280.00	21,410,500.00	21,495,460.91		
The difference between 1928 and 1927 is due to increase in force (corresponding reduction in departmental service), \$184,780.					
0132 Witnesses fees.....	15,000.00	15,000.00	1,541.82		
0150 Special and miscellaneous payments for personal services.....	41,000.00	41,000.00	41,267.19		
Temporary labor.....	85,000.00	85,000.00	84,519.24		
01 Total personal services.....	31,017,320.00	31,257,320.00	32,354,346.79		
Supplies and materials:					
0200 Office supplies.....	47,400.00	47,400.00	47,477.64		
0220 Scientific and educational supplies.....	8,400.00	8,400.00	8,403.08		
0230 Fuel.....	1,600.00	1,600.00	11,089.91		
0280 Sundry supplies.....	4,900.00	4,900.00	4,926.28		
02 Total supplies and materials.....	62,300.00	62,300.00	71,896.91		
04 Subsistence and care of animals, and storage and care of vehicles (service).....	400.00	400.00	434.08		
Communication service:					
0500 Telegraph service.....	9,500.00	9,500.00	9,508.76		
0510 Telephone service.....	121,800.00	121,800.00	121,867.86		
0520 Other communication service.....	20,300.00	20,300.00	20,388.46		
05 Total communication service.....	151,600.00	151,600.00	151,766.08		
06 Travel expenses.....	2,802,980.00	2,802,980.00	2,087,121.31		
07 Transportation of things (service).....	30,000.00	30,000.00	46,019.34		
08 Stenographic work, typewriting, and duplicating work (job work).....	2,700.00	2,700.00	2,739.47		
09 Advertising and publication of notices (service).....	700.00	700.00	743.95		
10 Furnishing of heat, light, power, water, etc. (service).....	6,800.00	6,800.00	8,560.06		
Rents:					
1100 Rent of buildings and structures.....	440,000.00	400,000.00	402,193.57		
1115 Rent of miscellaneous equipment.....	27,400.00	27,400.00	27,457.62		
11 Total rents.....	467,400.00	427,400.00	429,651.19		
12 Repairs and alterations.....	31,500.00	31,500.00	31,504.94		
Special and miscellaneous current expenses:					
1350 Storage of goods not incident to transportation.....	800.00	800.00	827.00		
1373 Laundry and towel service.....	2,500.00	2,500.00	2,573.39		
1380 Special and miscellaneous expenses not elsewhere classified.....	19,700.00	19,700.00	19,796.86		
13 Total special and miscellaneous current expenses.....	23,000.00	23,000.00	23,197.25		
Equipment:					
3010 Furniture, furnishings, and fixtures (includes mechanical equipment).....	200,000.00	200,000.00	200,477.02		
3050 Other equipment.....	3,300.00	3,300.00	3,341.87		
30 Total equipment.....	203,300.00	203,300.00	203,818.89		
Reserve.....		170,000.00			
Total.....	34,800,000.00	35,170,000.00	35,411,800.26		

<sup>1</sup> Includes expenditures and obligations applying on appropriations "Salaries, office of Commissioner of Internal Revenue, 1926," "Salaries and expenses of collectors, etc., of internal revenue, 1926," and "Collecting the internal revenue, 1926." These appropriations merged for fiscal year 1927.

## Estimates of appropriations required for the service of the fiscal year ending June 30, 1928—Continued

General object (title of appropriation), date of acts, references to Statutes at Large, or to Revised Statutes, and estimated amount required for each detailed object	Total amount to be appropriated under each head of appropriation	Amount appropriated for the fiscal year ending June 30, 1927
<b>Enforcement of Narcotic and National Prohibition Acts, Internal Revenue—</b> For expenses to enforce the provisions of the national prohibition act and the act entitled "An act to provide for the registration of, with collectors of internal revenue, and to impose a special tax upon, all persons who produce, import, manufacture, compound, deal in, dispense, sell, distribute, or give away opium or coca leaves, their salts, derivatives, or preparations, and for other purposes," approved December 17, 1914, as amended by the revenue act of 1918, and the act entitled "An act to amend an act entitled 'An act to prohibit the importation and use of opium for other than medicinal purposes,' approved February 9, 1909," as amended by the act of May 26, 1922, known as "the narcotic drugs import and export act," including the employment of executive officers, agents, inspectors, chemists, assistant chemists, supervisors, clerks, and messengers in the field and in the Bureau of Internal Revenue in the District of Columbia, to be appointed as authorized by law; not to exceed \$50,000 for the collection and dissemination of information on law enforcement, including the necessary printing in connection therewith; the securing of evidence of violations of the acts; the purchase of such supplies, equipment, mechanical devices, laboratory supplies, books, and such other expenditures as may be necessary in the District of Columbia and the several field offices; hire, maintenance, repair, and operation of motor-propelled or horse-drawn passenger-carrying vehicles when necessary; and for rental of necessary quarters; in all, <b>[\$13,322,445] \$13,320,405</b> , of which amount not to exceed <b>[\$598,640] \$590,000</b> may be expended for personal services in the District of Columbia: <i>Provided</i> , That not to exceed \$1,329,440 of the foregoing sum shall be expended for enforcement of the provisions of the said acts of December 17, 1914, and May 26, 1922, and the Secretary of the Treasury may authorize the use, by narcotic agents, of motor vehicles confiscated under the provisions of the act of March 3, 1925, and pay the maintenance, repair, and operation thereof from this allotment: <i>Provided further</i> , That not to exceed \$250,000 of the total amount appropriated shall be available for advances to be made by special disbursing agents when authorized by the Commissioner of Internal Revenue and approved by the Secretary of the Treasury, the provisions of section 3648 of the Revised Statutes to the contrary notwithstanding: <b>[and \$50,000 of this sum shall be available immediately:]</b> <i>Provided further</i> , That no money herein appropriated for the enforcement of the national prohibition act, the customs laws, or internal-revenue laws, shall be used to pay for storage in any private warehouse of intoxicating liquors or other property in connection therewith seized pursuant to said acts and necessary to be stored, where there is available for that purpose space in a Government warehouse or other suitable Government property in the judicial district wherein such property was seized, or in an adjacent judicial district, and when such seized property is stored in an adjacent district the jurisdiction over such property in the district wherein it was seized shall not be affected thereby ( <i>acts Dec. 17, 1914, vol. 38, p. 789, sec. 11; Feb. 24, 1919, vol. 40, p. 1140, sec. 1800; Jan. 3, 1923, vol. 42, p. 1097, sec. 1; Feb. 9, 1909, vol. 35, p. 614, secs. 1, 2; May 26, 1922, vol. 42, p. 596, secs. 1-4; Apr. 4, 1924, vol. 43, pp. 71, 72; Mar. 3, 1925, vol. 43, p. 1117; Mar. 2, 1926, vol. 44, p. 143; July 3, 1926, vol. 44, p. 868</i> )	\$13, 320, 405. 00	\$13, 322, 445. 00

	Estimated expenditures, 1928 appropriation	Estimated expenditures, 1927 appropriation	Expended and obligated, 1926
Departmental service:			
Salaries—			
Professional and scientific service—			
Grade 5, \$5,200 to \$6,000; average, \$5,600—	<i>Average—</i>	<i>Average—</i>	<i>Average—</i>
Senior attorney (chief counsel).....	No. 1 Salary \$6,000	No. 1 Salary \$6,000	No. 1 Salary \$6,000
Senior scientist (head of division).....	1 5,200	1 5,200	1 5,200
Grade 4, \$3,800 to \$5,000; average, \$4,400—			
Attorneys.....	3 4,400	3 4,400	6½ 4,312
Medical expert.....	1 4,000	1 4,000	½ 4,000
Head of section.....	1 3,800	1 3,800	½ 3,800
Assistant (head of division).....	1 4,000	1 4,000	1 4,000
Scientists (chemists).....	3 3,800	3 3,800	3½ 3,800
Grade 3, \$3,000 to \$3,600; average, \$3,300—			
Associate attorneys.....	1 3,000	1 3,000	6½ 3,055
Associate scientists (chemists).....	4 3,000	4 3,000	2½ 2,989
Grade 2, \$2,400 to \$3,000; average, \$2,700—			
Assistant attorneys.....	4 2,400	4 2,400	10½ 2,412
Assistant scientists (chemists).....	5 2,440	5 2,440	6½ 2,430
Grade 1, \$1,860 to \$2,400; average, \$2,100—			
Junior attorneys.....			6½ 2,327
Subprofessional service—			
Grade 8, \$2,400 to \$3,000; average, \$2,700—			
Chief pharmacist.....			½ 2,800
Grade 7, \$2,100 to \$2,700; average, \$2,400—			
Law clerks.....	3 2,433	3 2,433	3½ 2,435
Clerks.....			½ 2,100
Grade 6, \$1,860 to \$2,400; average, \$2,100—			
Senior pharmacist.....			1½ 2,318
Grade 5, \$1,680 to \$2,040; average, \$1,860—			
Library assistant.....			½ 2,040
Clerk.....	1 2,040	1 2,040	½ 2,040

## Estimates of appropriations required for the service of the fiscal year ending June 30, 1928—Continued

General object (title of appropriation), date of acts, references to Statutes at Large, or to Revised Statutes, and estimated amount required for each detailed object	Total amount to be appropriated under each head of appropriation		Amount appropriated for the fiscal year ending June 30, 1927
<b>Enforcement of Narcotic and National Prohibition Acts, Internal Revenue—Con.</b>			
	Estimated expenditures, 1928 appropriation	Estimated expenditures, 1927 appropriation	Expended and obligated, 1926
Departmental service—Continued.			
Salaries—Continued.			
Subprofessional service—Continued.			
Grade 4, \$1,500 to \$1,860; average, \$1,680—	Average— No. 1 \$1,500	Average— No. 1 \$1,500	Average— No. 1 \$1,500
Chemical laboratorian.....			1 1,260
Grade 2, \$1,140 to \$1,500; average, \$1,320—			
Under laboratory apprentice.....			
Clerical, administrative, and fiscal service—			
Grade 13, \$6,000 to \$7,500; average, \$6,760—			1 7,500
Executive officer (Prohibition Commissioner).....	1 6,500	1 6,500	1 6,500
Executive officer (Director of Prohibition).....			
Grade 12, \$5,200 to \$6,000; average, \$5,600—			1 5,600
Senior administrative officer (Assistant Prohibition Commissioner).....	1 5,600	1 5,600	1 5,600
Senior administrative officer (head of division).....			
Grade 11, \$3,800 to \$5,000; average, \$4,400—			1 4,000
Administrative officer (assistant head of division).....	1 4,000	1 4,000	1 4,000
Grade 10, \$3,300 to \$3,900; average, \$3,600—			1 3,900
Junior administrative officer (associate head of division).....	1 3,900	1 3,900	1 3,900
Junior administrative officer (head of division).....			
Grade 9, \$3,000 to \$3,600; average, \$3,300—			2 3,300
Senior administrative assistants.....	2 3,300	2 3,300	1 3,600
Investigator.....	1 3,600	1 3,600	
Grade 7, \$2,400 to \$3,000; average, \$2,700—			3 2,770
Junior administrative assistants.....	3 2,667	3 2,667	4 3,000
Head of section.....	3 3,000	3 3,000	
Law clerk.....	1 3,000	1 3,000	
Grade 6, \$2,100 to \$2,700; average, \$2,400—			4 2,485
Principal clerks.....	1 2,700	1 2,700	
Principal clerks (heads of sections).....	1 2,500	1 2,500	1 2,100
Chief stenographer.....	1 2,100	1 2,100	1 2,100
Law clerk.....			
Grade 5, \$1,860 to \$2,400; average, \$2,100—			1 1,980
Secretaries.....	2 1,980	2 1,980	
Senior clerk—secretary.....	1 2,300	1 2,300	
Head of section.....	3 2,200	3 2,200	
Assistant heads of section.....	1 2,300	1 2,300	
Senior claims examiner.....	3 1,940	3 1,940	
Senior auditors.....	1 1,860	1 1,860	
Assessment bookkeeper.....	1 2,100	1 2,100	6 2,075
Law clerk.....	1 2,100	1 2,100	
Clerk-stenographer.....	15 2,148	15 2,148	25 2,175
Senior clerks.....	3 1,860	3 1,860	2 1,860
Head stenographers.....			
Grade 4, \$1,680 to \$2,040; average, \$1,860—			1 1,780
Law clerk.....	2 1,680	2 1,680	1 1,680
Secretaries.....	25 1,937	26 1,941	45 1,929
Clerks.....	2 2,040	2 2,040	1 1,860
Principal stenographers.....	7 1,860	7 1,860	7 1,923
Clerk-stenographers.....	8 1,989	8 1,989	
Auditors.....	1 2,040	1 2,040	
Special examiner.....	1 1,860	1 1,860	
Examiner.....	1 2,040	1 2,040	
Bond examiner.....	3 2,040	3 2,040	
Claims examiners.....			
Grade 3, \$1,500 to \$1,860; average, \$1,680—			
Auditors.....	5 1,716	5 1,716	
Examiners.....	8 1,792	8 1,792	
Assessment bookkeeper.....	1 1,860	1 1,860	
Assistant office draftsman.....	1 1,680	1 1,680	1 1,590
Clerk-stenographers.....	5 1,680	5 1,680	
Head typist.....	1 1,500	1 1,500	1 1,500
Assistant clerks.....	27 1,627	27 1,627	52 1,695
Senior stenographers.....	22 1,627	22 1,627	24 1,650
Assistant clerk-stenographers.....			1 1,773
Assistant lithographer.....	1 1,500	1 1,500	
Senior operators, office devices.....	2 1,680	2 1,680	2 1,750
Multigraph operators.....	2 1,680	2 1,680	
Grade 2, \$1,320 to \$1,680; average, \$1,500—			44 1,540
Junior clerks.....	28 1,557	32 1,545	16 1,510
Junior stenographers.....	18 1,467	18 1,467	2 1,440
Junior clerk-stenographers.....	1 1,320	1 1,320	7 1,459
Junior clerk-typists.....	9 1,500	9 1,500	1 1,440
Junior office draftsman.....	1 1,440	1 1,440	11 1,548
Junior operators, office devices.....	5 1,572	5 1,572	4 1,535
Senior typists.....	4 1,545	4 1,545	
Comptometer operators.....	6 1,464	6 1,464	
Grade 1, \$1,140 to \$1,500; average, \$1,320—			23 1,325
Underclerks.....	17 1,316	17 1,316	5 1,383
Junior typists.....	3 1,400	3 1,400	1 1,375
Underclerk-typists.....			4 1,301
Underoperators of office devices.....	1 1,440	1 1,440	
Custodial service—			
Grade 4, \$1,140 to \$1,500; average, \$1,320—			1 1,260
Head messenger.....	1 1,260	1 1,260	
Grade 3, \$1,020 to \$1,260; average, \$1,140—			12 1,054
Messengers.....	13 1,112	13 1,112	1 1,035
Laborer.....	1 1,080	1 1,080	
Grade 2, \$900 to \$1,140; average, \$1,020—			1 1,080
Laborer.....	1 1,080	1 1,080	
Total average number of employees.....	312	317	384
Total salaries, departmental service.....	590,000.00	598,640.00	735,251.46
The difference between 1927 and 1928 is due to decrease in force, \$8,640.			

*Estimates of appropriations required for the service of the fiscal year ending June 30, 1928—Continued*

General object (title of appropriation), date of acts, references to Statutes at Large, or to Revised Statutes, and estimated amount required for each detailed object	Estimated expenditures, 1928 appropriation		Estimated expenditures, 1927 appropriation		Expended and obligated, 1926	Total amount to be appropriated under each head of appropriation	Amount appropriated for the fiscal year ending June 30, 1927
Enforcement of Narcotic and National Prohibition Acts, Internal Revenue—Con.							
Field service:							
Salaries and wages—							
Salary range, \$6,000 to \$7,500; average \$6,750—	Average—		Average—		Average—		
Prohibition commissioner	No. 1	Salary \$7,500	No. 1	Salary \$7,500	No. 1	Salary \$7,500	
Salary range, \$5,200 to \$6,000; average, \$5,600—							
Supervisor of alcohol control	1	6,000	1	6,000	1	6,000	
Supervisor of brewery control	1	5,200	1	5,200	1	5,200	
Prohibition administrators	15	5,728	15	5,728	11	5,754	
Assistant prohibition administrators in charge of permissive work	1	5,600	1	5,600	1	5,600	
Chief prohibition investigator	1	6,000	1	6,000	1	6,000	
Attorneys	8	5,750	7	5,600	4	5,590	
Divisional chief, general prohibition agent					1	5,000	
Federal prohibition directors					1	5,200	
Prohibition investigator	1	4,000	1	4,000	1	5,800	
Supervisor of wine control	1	5,200	1	5,200			
Deputy prohibition administrator	1	5,200	1	5,200			
Salary range, \$3,800 to \$5,000; average, \$4,400—							
Supervisor of wine control					1	4,200	
Zone supervisor	1	5,000	1	5,000	1	5,000	
Field assistant, alcohol squad	1	4,000	1	4,000			
Field assistant, brewery squad	1	4,000	1	4,000			
Prohibition administrators	9	4,775	9	4,775	7	4,830	
Assistant prohibition administrators, in charge of permissive work	11	4,173	11	4,173	8	4,364	
Assistant prohibition administrators in charge of enforcement work	10	4,460	10	4,460	9	4,337	
Deputy prohibition administrators	10	4,180	10	4,180	7	4,180	
Attorneys	13	4,238	13	4,238	8	4,627	
Federal prohibition directors					6	3,976	
Division chiefs, general prohibition agents					3	3,957	
Prohibition agents and inspectors	8	3,900	8	3,900	7	3,953	
Prohibition investigators	9	4,111	9	4,111	7	3,909	
Narcotic agents in charge	14	4,000	14	4,000	14	3,858	
Field office inspector	1	3,800	1	3,800			
Salary range, \$3,300 to \$3,900; average, \$3,600—							
Assistant prohibition administrators in charge of permissive work	7	3,500	7	3,500	6	3,526	
Assistant prohibition administrators in charge of enforcement work	6	3,650	6	3,650	3	3,456	
Deputy prohibition administrators	21	3,576	21	3,576	21	3,539	
Federal prohibition director					1	3,400	
Special assistant to director					1	3,900	
Prohibition agents and inspectors	57	3,300	57	3,300	1	3,900	
Prohibition investigators	9	3,544	9	3,544	5	3,443	
Field office inspector	1	3,900	1	3,900	1	3,850	
Zone supervisor	1	3,600	1	3,600			
Salary range, \$3,000 to \$3,600; average, \$3,300—							
Assistant prohibition administrator in charge of permissive work	1	3,300	1	3,300	10	3,000	
Deputy prohibition administrators	20	3,120	20	3,120	14	3,363	
Attorneys	25	3,116	25	3,116	1	3,300	
Assistant prohibition director					1	3,300	
Head, executive division					1	3,300	
Prohibition agents and inspectors	42	3,100	42	3,100	48	3,116	
Prohibition investigators	18	3,000	18	3,000	10	3,444	
Field office inspectors	3	3,200	3	3,200	5	3,318	
Field supervisors					1	3,236	
Law clerk	1	3,000	1	3,000	1	3,000	
Chief clerks	4	3,000	4	3,000	1	3,000	
Clerks	2	3,000	2	3,000	1	3,000	
Narcotic agents and inspectors	9	3,100	9	3,100	13	3,050	
Chemists	17	3,147	17	3,147	12	3,000	
Legal adviser					1	3,300	
Head of field forces					1	3,000	
Alcohol inspectors	4	3,225	4	3,225			
Salary range, \$2,700 to \$3,300; average, \$3,000—							
Deputy prohibition administrator	1	2,700	1	2,700	1	2,700	
Attorneys	5	2,800	5	2,800	1	2,700	
Legal adviser					1	2,800	
Prohibition agents and inspectors	13	2,830	13	2,830	1	2,900	
Prohibition investigators	33	2,780	33	2,780	4	2,800	
Salary range, \$2,400 to \$3,000; average, \$2,700—							
Attorneys	9	2,533	9	2,533	11	2,744	
Head of field forces					1	2,933	
Heads of executive divisions					1	2,599	
Assistant prohibition director					1	2,800	
Group heads					1	2,719	
Prohibition agents and inspectors	501	2,400	511	2,400	211	2,570	
Prohibition investigators	29	2,455	29	2,455	15	2,441	
Alcohol inspectors	62	2,500	63	2,488	11	2,463	
Pharmacist	1	2,800	1	2,800	1	2,800	
Clerks	2	2,450	2	2,450	7	2,481	
Narcotic agents and inspectors	73	2,614	73	2,614	56	2,580	
Law clerks	3	2,633	3	2,633	1	2,500	
Chief clerks	3	2,600	3	2,600			
Chemists	7	2,657	7	2,657	2	2,569	
Brewery inspectors	71	2,400	71	2,400			

## Estimates of appropriations required for the service of the fiscal year ending June 30, 1928—Continued

General object (title of appropriation), date of acts, references to Statutes at Large, or to Revised Statutes, and estimated amount required for each detailed object				Total amount to be appropriated under each head of appropriation	Amount appropriated for the fiscal year ending June 30, 1927
<b>Enforcement of Narcotic and National Prohibition Acts, Internal Revenue—Con.</b>					
	Estimated expenditures, 1928 appropriation	Estimated expenditures, 1927 appropriation	Expended and obligated, 1926		
<b>Field service—Continued.</b>					
<b>Salaries and wages—Continued.</b>					
Salary range, \$2,100 to \$2,700; average, \$2,400—	<i>Average—</i>	<i>Average—</i>	<i>Average—</i>		
	No. Salary	No. Salary	No. Salary		
Clerks.....	2 \$2,700	2 \$2,700	10 \$2,100		
Pharmacists.....	19 2,126	19 2,126	24 2,318		
Law clerks.....					
Narcotic agents and inspectors.....	188 2,151	188 2,151	203 2,188		
Prohibition agents and inspectors.....	118 2,180	117 2,180	104 2,098		
Prohibition investigators.....			1 2,100		
Alcohol inspectors.....	2 2,300	2 2,300			
Chemists.....	10 2,220	10 2,220	10 2,243		
Salary range, \$1,860 to \$2,400; average, \$2,100—					
Prohibition agents and inspectors.....	1,188 1,880	1,188 1,880	1,177 1,982		
Pharmacists.....	1 1,860	1 1,860	1 1,860		
Narcotic agents and inspectors.....			1 1,860		
Chemists.....	5 2,100	5 2,100			
Law clerks.....	6 2,093	6 2,093	5 2,085		
Attorneys.....	4 2,200	4 2,200	1 2,215		
Prohibition investigator.....			1 1,860		
Brewery inspector.....			1 1,860		
Clerks.....	42 2,350	42 2,350	7 2,385		
Chief clerk.....	1 2,400	1 2,400			
Alcohol inspectors.....	2 1,860	2 1,860			
Salary range, \$1,680 to \$2,040; average, \$1,860—					
Prohibition agents and inspectors.....	364 1,685	365 1,685	221 1,769		
Clerks.....	72 1,889	70 1,889	70 1,862		
Warehouse agents.....	40 1,680	40 1,680	40 1,690		
Law clerks.....	2 1,950	2 1,950			
Chief clerk.....	1 2,040	1 2,040			
Salary range, \$1,500 to \$1,860; average, \$1,680—					
Clerks.....	291 1,560	283 1,560	234 1,724		
Custodians.....	1 1,500	1 1,500	1 1,500		
Prohibition agents and inspectors.....	1 1,500	1 1,500	3 1,500		
Warehouse agent.....	1 1,740	1 1,740			
Salary range, \$1,320 to \$1,680; average, \$1,500—					
Clerks.....	395 1,360	395 1,360	311 1,451		
Prohibition agent.....	1 1,440	1 1,440	1 1,440		
Salary range, \$1,140 to \$1,500; average, \$1,320—					
Warehouse agent.....	72 1,398	72 1,398	82 1,380		
Clerks.....	201 1,141	201 1,141	216 1,225		
Prohibition agents.....	3 1,200	3 1,200	1 1,200		
Messenger.....	1 1,380	1 1,380			
Salary range, \$1,020 to \$1,260; average, \$1,140—					
Laborers.....	3 1,040	3 1,040	1 1,097		
Messengers.....	7 1,140	7 1,140	5 1,080		
Custodian.....	1 1,140	1 1,140			
Salary range, \$900 to \$1,140; average, \$1,020—					
Custodian.....	1 1,020	1 1,020	1 1,020		
Messenger.....					
Salary range, \$600 to \$780; average, \$690—					
Messengers.....	8 757	8 757	4 710		
Total average number of employees.....	4,234	4,234	3,319		
Total salaries, field service.....	8,641,500.00	8,641,500.00	6,666,202.95		
0113 Temporary employees.....	75,000.00	75,000.00	105,086.44		
0150 Special and miscellaneous payments.....	20,000.00	20,000.00	20,523.95		
01 Total personal services.....	9,326,500.00	9,335,140.00	7,527,064.80		
Supplies and materials:					
0200 Stationery and office supplies.....		5,510.00	45,651.83		
0220 Scientific and educational supplies.....	16,000.00	16,000.00	16,779.14		
0230 Fuel, when not included in rent.....	1,300.00	1,300.00	1,292.19		
0236 Oil and gas for motor patrol boats.....	6,000.00	6,000.00	6,043.73		
0280 Sundry supplies.....	5,000.00	5,000.00	5,331.93		
02 Total supplies and materials.....	28,300.00	33,810.00	75,098.82		
03 Subsistence and support of persons: Prisoners (service).....	34,000.00	34,000.00	44,884.10		
04 Subsistence and care of animals and storage and care of vehicles.....	18,600.00	18,600.00	18,636.56		
Communication service:					
0500 Telegraph service.....	12,400.00	12,400.00	11,828.25		
0510 Telephone service.....	71,500.00	71,500.00	71,503.28		
0520 Other communication service.....	41,520.00	41,520.00	41,519.84		
05 Total communication service.....	125,420.00	125,420.00	124,851.35		

*Estimates of appropriations required for the service of the fiscal year ending June 30, 1928—Continued*

General object (title of appropriation), date of acts, references to Statutes at Large, or to Revised Statutes, and estimated amount required for each detailed object				Total amount to be appropriated under each head of appropriation	Amount appropriated for the fiscal year ending June 30, 1927
<b>Enforcement of Narcotic and National Prohibition Acts, Internal Revenue—Con.</b>					
	Estimated expenditures, 1928 appropriation	Estimated expenditures, 1927 appropriation	Expended and obligated, 1926		
Travel expenses:					
063 Transportation requests.....	\$400,000.00	\$375,000.00	\$399,830.12		
Prohibition field service other than hire of automobiles.....	1,747,710.00	1,761,490.00	1,199,942.28		
065 Purchase of gas and oil for own or borrowed cars.....	29,500.00	29,500.00	29,514.80		
066 Hire of automobiles.....	293,400.00	300,000.00	345,642.19		
067 Narcotic field force.....	190,000.00	190,000.00	189,613.88		
0613 Bureau, Prohibition Unit.....	15,700.00	15,700.00	15,849.59		
06 Total travel expenses.....	2,676,310.00	2,671,690.00	2,180,392.86		
Transportation of things (service):					
071 Transportation of things by express.....	5,000.00	5,000.00	4,394.50		
072 Transportation of things by freight.....	5,460.00	5,460.00	10,466.49		
074 Hauling, including hauling seized liquors.....	83,450.00	83,450.00	83,454.76		
07 Total transportation of things.....	93,910.00	93,910.00	98,315.75		
09 Advertisement and publication notices.....	550.00	550.00	552.52		
10 Furnishing of light.....	4,015.00	4,015.00	4,017.49		
Rents:					
1100 Rent of buildings and structures.....	323,650.00	323,650.00	287,400.00		
1115 Rent of miscellaneous equipment.....	200.00	200.00	1,654.06		
11 Total rents.....	323,850.00	323,850.00	289,054.06		
12 Repairs and alterations.....	3,000.00	3,000.00	7,694.33		
Special and miscellaneous current expenses:					
1350 Storage of goods not incident to transportation.....	150,500.00	150,500.00	150,912.36		
1373 Laundry and towel service.....	1,550.00	1,550.00	1,589.85		
1380 Special and miscellaneous expenses not elsewhere classified (purchase of evidence).....	308,400.00	308,400.00	322,044.41		
13 Total special and miscellaneous current expenses.....	460,450.00	460,450.00	474,546.62		
1400 Expense of acquiring seized vessels and vehicles.....	7,400.00	10,000.00	17,288.44		
1410 Rent of garages for vehicles.....	18,000.00	15,000.00	6,390.80		
1420 Fuel for vehicles.....	60,000.00	45,000.00	23,011.51		
1430 Lubricants for vehicles.....	10,500.00	9,500.00	3,969.16		
1440 Repairs, including purchase of parts, for vehicles.....	45,000.00	40,000.00	17,431.97		
1445 Repairs, including purchase of parts, for vessels.....	3,000.00	3,000.00	2,503.24		
1460 Purchase of tires for automobiles.....	21,900.00	20,000.00	8,179.31		
1470 Miscellaneous upkeep of vessels and vehicles not elsewhere classified.....	7,200.00	6,600.00	2,716.58		
14 Total expenses of vessels and vehicles.....	173,000.00	149,100.00	81,491.01		
Equipment:					
3010 Furniture, furnishings, and fixtures.....	50,000.00	66,410.00	58,197.46		
3050 Other equipment.....	2,500.00	2,500.00	2,355.02		
30 Total equipment.....	52,500.00	68,910.00	60,552.48		
Total.....	13,320,405.00	13,322,445.00	10,987,152.75		
Indefinite appropriations:					
<i>Allowance or Drawback (Internal Revenue)—</i>					
Indefinite appropriation to pay allowance or drawback on articles on which any internal duty or tax shall have been paid when said articles are exported ( <i>R. S.</i> , p. 725, sec. 3689; <i>acts June 13, 1898, vol. 30, p. 463, sec. 26; Aug. 5, 1909, vol. 36, p. 90, sec. 25; Oct. 22, 1914, vol. 38, p. 763, sec. 22; Mar. 4, 1915, vol. 38, p. 1189, sec. 1</i> ).....				\$400,000.00	\$350,000.00



General object (title of appropriation), date of acts, references to Statutes at Large, or to Revised Statutes, and estimated amount required for each detailed object

<sup>1</sup> Amount collected during fiscal year 1926.

## Estimates of appropriations required for the service of the fiscal year ending June 30, 1928—Continued

General object (title of appropriation), date of acts, references to Statutes at Large, or to Revised Statutes, and estimated amount required for each detailed object				Total amount to be appropriated under each head of appropriation	Amount appropriated for the fiscal year ending June 30, 1927
COAST GUARD					
<b>Salaries, Office of Coast Guard—</b>					
Office of the commandant: For personal services in the District of Columbia in accordance with "the classification act of 1923" (act Mar. 2, 1926, vol. 44, p. 144)				\$260,000.00	\$236,750.00
The services of skilled draftsmen and such other technical services as the Secretary of the Treasury may deem necessary may be employed only in the office of the Coast Guard in connection with the construction and repair of Coast Guard vessels and boats, to be paid from the appropriation "Repairs to Coast Guard vessels and boats": <i>Provided</i> , That the expenditures on this account for the fiscal year [1927] 1928 shall not exceed [\$10,000] \$10,460. A statement of the persons employed hereunder, their duties, and the compensation paid to each shall be made to Congress each year in the Budget.					
	Estimated expenditures, 1928 appropriation	Estimated expenditures, 1927 appropriation	Expended and obligated, 1926		
Departmental service:					
Salaries—					
Professional and scientific service—					
Grade 4, \$3,800 to \$5,000; average, \$4,400—					
Engineer (civil engineer).....	No. 1 Salary \$4,200	No. 1 Salary \$4,000	No. 1 Salary \$3,875		
Grade 3, \$3,000 to \$3,600; average, \$3,300—					
Associate engineer (naval architect).....	1 3,200	1 3,100	1 3,038		
Associate engineer (marine engineering draftsman).....	1 3,000	1 3,000	1 3,000		
Associate attorney (chief of section).....	1 3,300	1 3,200	1 3,075		
Grade 2, \$2,400 to \$3,000; average, \$2,700—					
Assistant engineer (assistant civil engineer).....	1 2,400	1 2,400	1 2,400		
Assistant engineer (technical radio aid).....	1 2,400	1 2,400	1 2,400		
Assistant engineer (naval architect).....	1 2,600	1 2,600	1 2,490		
Assistant attorneys (law clerks).....	2 2,500	1 2,500	1 2,438		
Subprofessional service—					
Grade 6, \$1,860 to \$2,400; average, \$2,111.43—					
Senior engineering draftsman.....	1 1,920	1 1,860	1 1,860		
Senior engineering aid.....	1 1,860	1 1,860	1 1,860		
Grade 5, \$1,680 to \$2,040; average, \$1,860—					
Engineering draftsman.....	2 1,770	2 1,680	2 1,680		
Grade 4, \$1,500 to \$1,860; average, \$1,680—					
Assistant engineering draftsman.....	1 1,560	1 1,500	1 1,500		
Clerical, administrative, and fiscal service—					
Grade 11, \$3,800 to \$5,000; average, \$4,400—					
Administrative officers (chiefs of division).....	2 4,400	2 4,400	2 4,400		
Grade 8, \$2,700 to \$3,300; average, \$3,000—					
Administrative assistants (assistant chiefs of division).....	2 3,000	2 2,900	2 2,775		
Administrative assistant (disbursing officer and chief of section).....	1 3,000	1 2,800	1 2,738		
Grade 7, \$2,400 to \$3,000; average, \$2,700—					
Junior administrative assistants (chiefs of section).....	2 2,700	2 2,500	1 2,443		
Grade 6, \$2,100 to \$2,700; average, \$2,400—					
Principal clerk (chief of section).....	1 2,300	1 2,200	1 2,133		
Principal clerks (assistant chiefs of section).....	2 2,350	2 2,200	1 2,150		
Principal clerk-stenographer (secretary to the commandant).....	1 2,400	1 2,200	1 2,138		
Grade 5, \$1,860 to \$2,400; average, \$2,111.43—					
Senior clerk (chief of section).....	1 2,100	1 2,100	1 2,100		
Senior clerk (assistant chief of section).....	1 2,000	1 1,920	1 1,939		
Grade 4, \$1,680 to \$2,040; average, \$1,860—					
Clerks.....	14 1,838	14 1,821	13 1,822		
Principal stenographer.....	1 1,860	1 1,860	1 1,702		
Clerk-stenographers.....	8 1,785	8 1,748	6 1,792		
Grade 3, \$1,500 to \$1,860; average, \$1,680—					
Assistant clerks.....	23 1,689	29 1,574	27 1,608		
Assistant clerk-stenographers.....	15 1,684	15 1,548	15 1,567		
Senior operators, office devices.....	3 1,560	2 1,500	1 1,500		
Grade 2, \$1,320 to \$1,680; average, \$1,500—					
Junior clerks.....	7 1,363	6 1,320	4 1,326		
Junior stenographers.....	4 1,350	4 1,350	4 1,353		
Junior clerk-typists.....	10 1,380	7 1,371	6 1,378		
Junior clerk-stenographers.....	10 1,356	10 1,344	7 1,351		
Junior operators, office devices.....	2 1,380	2 1,380	2 1,434		
Grade 1, \$1,140 to \$1,500; average, \$1,320—					
Underclerks.....	7 1,183	7 1,140	8 1,143		
Underclerk-typists.....	4 1,155	2 1,140	1 1,140		
Custodial service—					
Grade 4, \$1,140 to \$1,500; average, \$1,320—					
Head messenger.....	1 1,260	1 1,200	1 1,163		
Grade 3, \$1,020 to \$1,260; average, \$1,140—					
Messengers.....	5 1,032	5 1,032	4 1,033		
Grade 2, \$900 to \$1,140; average, \$1,020—					
Junior laborer.....	1 1,020	1 900	1 900		
Total average number of employees.....	152	140	130		
Total salaries, departmental service.....	260,000.00	236,750.00	220,094.11		
The difference between 1928 and 1927 is due to—					
Increase in force.....	\$17,450				
Increase in salaries.....	5,800				
Total increase.....	23,250				

*Estimates of appropriations required for the service of the fiscal year ending June 30, 1928—Continued*

General object (title of appropriation), date of acts, references to Statutes at Large, or to Revised Statutes, and estimated amount required for each detailed object	Total amount to be appropriated under each head of appropriation	Amount appropriated for the fiscal year ending June 30, 1927
<i>Coast Guard—</i>		
For every expenditure requisite for and incident to the authorized work of the Coast Guard, including the expense of maintenance, repair, and operation of vessels forfeited to the United States and delivered to the Treasury Department under the terms of the act approved March 3, 1925, as follows, including not to exceed \$1,000 for purchase, exchange, maintenance, repair, and operation of motor-propelled passenger-carrying vehicles to be used only for official purposes:		
For pay and allowances prescribed by law for commissioned officers, cadets, and cadet engineers, warrant officers, petty officers, and other enlisted men, active and retired, temporary cooks, and surfmen, substitute surfmen, and one civilian instructor, rations or commutation thereof for cadets, cadet engineers, petty officers, and other enlisted men	\$19,200,000.00	\$18,318,141.00
For fuel and water for vessels, stations, and houses of refuge	3,100,000.00	3,136,206.00
For outfits, ship chandlery, and engineers' stores for the same	1,700,000.00	1,477,700.00
For rebuilding and repairing stations and houses of refuge, temporary leases, rent, and improvements of property for Coast Guard purposes, including use of additional land where necessary	305,000.00	400,140.00
For carrying out the provisions of the act of June 4, 1920	35,000.00	28,000.00
For mileage and expenses allowed by law for officers; and [actual] traveling expenses, [per diem in lieu of subsistence not exceeding \$4.] for other persons traveling on duty under orders from the Treasury Department, including transportation of enlisted men and applicants for enlistment, with subsistence and transfers en route, or cash in lieu thereof, expenses of recruiting for the Coast Guard, rent of rendezvous, and expenses of maintaining the same; advertising for and obtaining men and apprentice seamen [\$282,000] \$350,000 [Provided, That hereafter officers of the Coast Guard performing travel by Government-owned vessels for which no transportation fare is charged shall only be entitled to reimbursement of actual and necessary expenses incurred]	350,000.00	282,000.00
For draft animals and their maintenance	30,000.00	35,000.00
For coastal communication lines and facilities and their maintenance	125,000.00	60,000.00
For compensation of civilian employees in the field, including clerks to district superintendents	79,000.00	79,000.00
For contingent expenses, including communication service, subsistence of shipwrecked persons succored by the Coast Guard, for the recreation, amusement, comfort, contentment, and health of the enlisted men of the Coast Guard, to be expended in the discretion of the Secretary of the Treasury, not exceeding \$20,000; instruments and apparatus, supplies, technical books and periodicals, services necessary to the carrying on of scientific investigation, and experimental and research work in relation to telephony and radiotelegraphy, not exceeding \$4,000; care, transportation, and burial of deceased officers and enlisted men, including those who die in Government hospitals; wharfage, towage, freight, storage, repairs to station apparatus, advertising, surveys, medals, labor, newspapers and periodicals for statistical purposes, and all other necessary expenses which are not included under any other heading	250,000.00	234,000.00
In all, for the Coast Guard, exclusive of the commandant's office and repairs to vessels ( <i>acts July 1, 1898, vol. 30, p. 604, sec. 1; Apr. 12, 1902, vol. 32, p. 100, secs. 1-10; June 23, 1906, vol. 34, p. 452, secs. 1-6; Apr. 16, 1908, vol. 35, p. 61, secs. 1-14; Aug. 1, 1914, vol. 38, p. 619, sec. 1; Jan. 23, 1915, vol. 38, p. 800, secs. 1-7; Aug. 29, 1916, vol. 39, p. 600; May 22, 1917, vol. 40, p. 85, secs. 5-7-13-15; Oct. 6, 1917, vol. 40, p. 389; July 1, 1918, vol. 40, p. 640, sec. 1; July 1, 1918, vol. 40, p. 733; July 11, 1919, vol. 41, p. 139; May 18, 1920, vol. 41, p. 601, secs. 1-3-6-8-9-15; June 4, 1920, vol. 41, p. 824; June 5, 1920, vol. 41, p. 879, sec. 1; June 10, 1922, vol. 42, p. 625, secs. 1-22; Jan. 12, 1923, vol. 42, p. 1130, secs. 1-5; Apr. 21, 1924, vol. 43, p. 105; May 31, 1924, vol. 43, p. 250; Mar. 3, 1925, vol. 43, p. 1116; Mar. 2, 1926, vol. 44, p. 144; June 1, 1926, vol. 44, p. 680; July 3, 1926, vol. 44, p. 815</i> )	25,174,000.00	24,050,187.00

## Estimates of appropriations required for the service of the fiscal year ending June 30, 1928—Continued

General object (title of appropriation), date of acts, references to Statutes at Large, or to Revised Statutes, and estimated amount required for each detailed object					Total amount to be appropriated under each head of appropriation	Amount appropriated for the fiscal year ending June 30, 1927
<i>Coast Guard—Continued.</i>						
	Rate	Estimated expenditures, 1928 appropriation	Estimated expenditures, 1927 appropriation	Expended and obligated, 1926		
Field service (not subject to classification act):						
Salaries—						
Commissioned officers—		<i>Number</i>	<i>Number</i>	<i>Number</i>		
Commandant... per annum.....	\$6,000.00	1	1	1		
Captains.....do.....	6,000.00	15	15	9		
Commanders.....do.....	5,750.00-4,725.00	35	35	20		
Lieutenant commanders.....do.....	4,900.00-2,760.00	53	53	70		
Lieutenants.....do.....	2,760.00-2,100.00	35	35	13		
Lieutenants (junior grade), and ensigns.....per annum.....	2,100.00-1,500.00	99	77	40		
Engineer in chief.....do.....	5,800.00	1	1	1		
Captains (E).....do.....	6,000.00	8	8	3		
Commanders (E).....do.....	5,750.00	11	11	11		
Lieutenant commanders (E).....do.....	4,900.00-2,760.00	27	27	33		
Lieutenants (E).....do.....	2,760.00-2,100.00			8		
Lieutenants (junior grade) (E).....per annum.....	2,100.00-1,500.00			5		
Ensigns (E).....do.....	1,500.00			5		
Constructors.....do.....	5,750.00	5	5	2		
District commanders.....do.....	5,250.00-2,100.00	14	14	12		
Instructor.....do.....	4,050.00	1	1	1		
Temporary commissioned officers—						
Lieutenants.....per annum.....	2,268.00-2,000.00	50	50	17		
Lieutenant (junior grade), and ensigns.....per annum.....	2,268.00-1,500.00	65	65	72		
Cadets.....do.....	780.00	114	72	56		
Chief warrant officers.....per month.....	189.00-168.00	25	25	22		
Warrant officers.....do.....	189.00-135.00	879	879	745		
Enlisted men—						
First pay grade.....do.....	157.50-99.00	1,333	1,286	1,178		
Second pay grade.....do.....	105.00-84.00	2,840	2,726	1,872		
Third pay grade.....do.....	90.00-72.00	1,304	1,238	1,375		
Fourth pay grade.....do.....	75.00-60.00	2,455	2,460	2,386		
Fifth pay grade.....do.....	67.50-54.00	1,583	1,579	1,009		
Sixth pay grade.....do.....	45.00-36.00	1,006	873	817		
Seventh pay grade.....do.....	26.25-21.00	10	10	91		
Wages—						
Civilian employees—						
Quarterman.....per diem.....	9.60-9.04	1	1	1		
Leading man.....do.....	8.00-7.76	2	2	2		
Pattern maker.....do.....	7.60-7.44	1	1	1		
Molder.....do.....	7.36-7.20	1	1	1		
Sheet-metal worker.....do.....	7.20-7.04	1	1	1		
Pipe fitter.....do.....	7.20-7.04	1	1	1		
Tool maker.....do.....	7.20-6.96	1	1	1		
Electrician.....do.....	7.04-6.24	1	1	1		
Painter.....do.....	6.80-6.24	3	3	3		
Ship joiner.....do.....	6.80-5.84	2	2	2		
Boat builder.....do.....	6.80-5.84	12	12	12		
Machinist.....do.....	6.72-5.76	9	9	9		
Rigger.....do.....	6.64-6.64	1	1	1		
Sailmaker.....do.....	6.56-6.40	1	1	1		
Ship fitter.....do.....	6.56-6.16	1	1	1		
Driller.....do.....	4.80-4.00	7	7	7		
General helper.....do.....	4.48-4.32	4	4	4		
Apprentice, first class.....do.....	4.16-4.40	1	1	1		
Laborer.....do.....	4.16-3.76	4	4	4		
Apprentice, second class.....per diem.....	3.60-3.20	3	3	3		
Apprentice, third class.....per diem.....	2.80-2.00	3	3	3		
Total number of employees.....		12,029	11,606	9,934		
Total salaries and wages, field service, not subject to classification act.....		17,281,064.00	16,155,648.00	13,801,604.58		
Deduct expenditures for personal services included in objects named below.....		87,000.00	87,000.00	87,353.40		
Net salaries and wages, field service, not subject to classification act.....		17,194,064.00	16,068,648.00	13,714,251.18		
Field service (subject to classification act):						
Salaries and wages—		<i>Average—</i>	<i>Average—</i>	<i>Average—</i>		
Salary range, \$3,000 to \$3,600; average, \$3,300—		<i>No.</i> <i>Salary</i>	<i>No.</i> <i>Salary</i>	<i>No.</i> <i>Salary</i>		
Associate civil engineers.....		2 \$3,050	2 \$3,050	1½ \$3,074		
Salary range, \$2,400 to \$3,000; average, \$2,700—						
Assistant civil engineers.....		7 2,500	6½ 2,508	5½ 2,479		
Inspector of motor boats.....		1 2,600	1 2,600	1 2,467		
Assistant purchasing officer.....		1 2,700	1 2,700	1 2,535		
Salary range, \$2,100 to \$2,700; average, \$2,400—						
Chief clerk.....		1 2,400	1 2,400	1 2,367		
Salary range, \$1,860 to \$2,400; average, \$2,100—						
Shipping clerks.....		2 2,060	2 2,060	2 2,034		
Salary range, \$1,680 to \$2,040; average, \$1,860—						
Clerks.....		15 1,750	15 1,760	15 1,745		
Salary range, \$1,500 to \$1,860; average, \$1,680—						
Assistant clerks.....		5 1,645	4½ 1,649	5 1,456		
Salary range, \$1,320 to \$1,680; average, \$1,500—						
Pilots.....		2 1,320	1½ 1,320	1½ 1,323		

*Estimates of appropriations required for the service of the fiscal year ending June 30, 1928—Continued*

General object (title of appropriation), date of acts, references to Statutes at Large, or to Revised Statutes, and estimated amount required for each detailed object				Total amount to be appropriated under each head of appropriation	Amount appropriated for the fiscal year ending June 30, 1927
<i>Coast Guard—Continued.</i>					
	Estimated expenditures, 1928 appropriation	Estimated expenditures, 1927 appropriation	Expended and obligated, 1926		
Field service (subject to classification act)—Continued.					
Salaries and wages—Continued.					
Salary range, \$1,140 to \$1,500; average, \$1,320—	Average— No. 4 Salary \$1,320	Average— No. 4 Salary \$1,320	Average— No. 3½ Salary \$1,299		
Skilled laborers.....	1 1,020	1 1,020	1 1,140		
Salary range, \$1,020 to \$1,260; average, \$1,140—					
Teamster.....	1 1,020	1 1,020	1 1,140		
Total average number of employees.....	41	40½	38½		
Total salaries and wages, field service, subject to classification act.....	79,000.00	77,420.00	72,594.28		
01 Total personal services.....	17,273,064.00	16,146,068.00	13,786,845.46		
Supplies and materials:					
0200 Drafting and photographic supplies.....	1,800.00	1,800.00	1,796.42		
0210 Medical and hospital supplies.....	500.00	500.00	493.88		
0220 Scientific and educational supplies.....	1,170.00	1,170.00	1,174.37		
0230 Fuel.....	3,073,823.00	3,085,029.00	2,623,120.55		
0240 Wearing apparel and sewing supplies.....	100.00	100.00	82.94		
0250 Forage and other supplies for animals.....	25,200.00	25,200.00	23,831.03		
0260 Provisions.....	984,378.00	942,991.00	734,081.69		
0270 Powder, projectiles, and explosives.....	77,000.00	69,000.00	13,720.99		
0280 Sundry supplies.....	705,000.00	593,380.00	529,695.88		
0290 Materials.....	390,250.00	277,550.00	273,428.58		
02 Total supplies and materials.....	5,259,221.00	4,996,720.00	4,201,426.43		
04 Subsistence and care of animals, and storage and care of vehicles (service).....	310.00	310.00	275.87		
Communication service:					
0500 Telegraph service.....	5,100.00	5,100.00	5,087.30		
0510 Telephone service.....	42,700.00	37,900.00	37,908.88		
0520 Other communication service.....	200.00	180.00	172.97		
05 Total communication service.....	48,000.00	43,180.00	43,169.15		
06 Travel expense.....	348,000.00	275,000.00	259,703.77		
07 Transportation of things (service).....	118,800.00	107,500.00	107,590.19		
Photographic and stenographic work:					
0820 Stenographic work (job work).....	950.00	950.00	946.75		
0830 Photographing and making photographs and prints.....	1,300.00	1,300.00	1,255.11		
08 Total photographic and stenographic work.....	2,250.00	2,250.00	2,201.86		
09 Advertising and publication of notices (service).....	2,500.00	2,500.00	2,849.15		
10 Furnishing of heat, light, power, water, and electricity.....	63,677.00	60,587.00	59,840.54		
Rents:					
1100 Rent of buildings and structures.....	58,000.00	58,000.00	49,477.07		
1110 Other rents.....	4,360.00	4,360.00	2,450.21		
11 Total rents.....	62,360.00	62,360.00	51,927.28		
12 Repairs and alterations.....	195,000.00	242,140.00	176,072.60		
13 Special and miscellaneous current expenses.....	7,560.00	6,650.00	6,276.63		
Retirement salaries and death gratuities:					
2110 Retirement pay.....	1,027,528.00	1,012,502.00	916,972.06		
2130 Death gratuities.....	35,000.00	28,000.00	27,056.58		
21 Total retirement salaries and death gratuities.....	1,062,528.00	1,040,502.00	944,028.64		
22 Burial expenses.....	6,000.00	6,000.00	3,937.50		
Equipment:					
3010 Furniture, furnishings, and fixtures.....	141,600.00	119,200.00	105,866.39		
3020 Educational, scientific, and recreational equipment.....	78,550.00	65,550.00	59,409.10		
3030 War equipment.....	26,000.00	22,000.00	7,250.44		
3040 Livestock.....	2,250.00	2,250.00	2,438.50		
3050 Other equipment.....	383,300.00	350,900.00	299,898.90		
30 Total equipment.....	631,700.00	559,900.00	474,863.33		
31 Land and interest in land.....			32.00		
Structures and parts and nonstructural improvements to land:					
3210 Other structures.....	90,000.00	133,940.00	91,470.69		
3220 Nonstructural improvements.....	3,000.00	3,000.00	3,064.73		
32 Total structures and parts and nonstructural improvements to land.....	93,000.00	136,940.00	94,535.42		
Reserve.....		361,580.00			
Total.....	25,174,000.00	24,060,187.00	20,215,575.82		

NOTE.—The sum of \$982.02 was expended during the fiscal year 1926 for purchase, exchange, maintenance, repair, and operation of motor-propelled passenger-carrying vehicles at depot, Curtis Bay, Md., and Academy, New London, Conn.

## Estimates of appropriations required for the service of the fiscal year ending June 30, 1928—Continued

General object (title of appropriation), date of acts, references to Statutes at Large, or to Revised Statutes, and estimated amount required for each detailed object				Total amount to be appropriated under each head of appropriation	Amount appropriated for the fiscal year ending June 30, 1927
<b>Construction of Coast Guard Vessels—</b>					
For completion of three cutters authorized in the act entitled "An act to provide for the construction of ten vessels for the Coast Guard," approved June 10, 1926 (act June 10, 1926, vol. 44, p. 725; July 3, 1926, vol. 44, p. 869)-----				\$1, 700, 000. 00	\$1, 000, 000. 00
For commencing the construction of two of the Coast Guard cutters authorized in the act entitled "An act to provide for the construction of ten vessels for the Coast Guard," approved June 10, 1926, to be available until expended: Provided, That the total cost of these two vessels and equipment shall not exceed \$1,800,000, and the Secretary of the Treasury is authorized to enter into contracts for their construction and equipment in sums not to exceed this aggregate amount (submitted)-----				666, 000. 00	
3050 Equipment: Expenditures—1928, \$2,366,000; 1927, \$1,000,000.					
<b>Repairs to Coast Guard Vessels—</b>					
For repairs to Coast Guard vessels and boats (act Mar. 2, 1926, vol. 44, p. 145)-----				2, 100, 000. 00	1, 768, 410. 00
	Estimated expenditures, 1928 appropriation	Estimated expenditures, 1927 appropriation	Expended and obligated, 1926		
<b>Departmental service:</b>					
<b>Salaries—</b>					
Professional and scientific service—	Average—	Average—	Average—		
Grade 4, \$3,800 to \$5,000; average, \$4,400—	No. 2 Salary \$4,300	No. 2 Salary \$4,000	No. 2 Salary \$3,876		
Engineers (naval architect)-----					
Grade 2, \$2,400 to \$3,000; average, \$2,700—					
Assistant engineer (naval architect)-----					
Subprofessional service-----					
Grade 5, \$1,680 to \$2,040; average, \$1,860—					
Assistant engineering draftsman-----	1 1,860	1 1,860	1 1,842		
Total average number of employees-----	3	3	3		
Total salaries, departmental service-----	10,460. 00	9,860. 00	9,919. 56		
The difference between 1928 and 1927 is due to increase in salaries, \$600.					
<b>Field service (not subject to classification):</b>					
<b>Wages—</b>					
Quartermen-----	No. 2 Per diem rate \$9.60-9.04	No. 2 Per diem rate \$9.60-9.04	No. 2 Per diem rate \$9.60-9.04		
Leading man-----	1 8.00-7.76	1 8.00-7.76	1 8.00-7.76		
Pattern maker-----	1 7.60-7.44	1 7.60-7.44	1 7.60-7.44		
Molder-----	1 7.36-7.20	1 7.36-7.20	1 7.36-7.20		
Sheet-metal worker-----	1 7.20-7.04	1 7.20-7.04	1 7.20-7.04		
Pipe fitters-----	2 7.20-7.04	2 7.20-7.04	2 7.20-7.04		
Toolmaker-----	1 7.20-6.96	1 7.20-6.96	1 7.20-6.96		
Electrician-----	1 7.04-6.24	1 7.04-6.24	1 7.04-6.24		
Painter-----	1 6.80-6.24	1 6.80-6.24	1 6.80-6.24		
Ship joiners-----	9 6.80-5.84	9 6.80-5.84	9 6.80-5.84		
Boat builder-----	1 6.80-5.84	1 6.80-5.84	1 6.80-5.84		
Machinists-----	6 6.72-5.76	6 6.72-5.76	6 6.72-5.76		
Rigger-----	1 6.64	1 6.64	1 6.64		
Sailmaker-----	1 6.56-6.40	1 6.56-6.40	1 6.56-6.40		
Ship fitters-----	11 6.56-6.16	11 6.56-6.16	11 6.56-6.16		
Calkers-----	3 6.40	3 6.40	3 6.40		
Drillers-----	4 4.80-4.00	4 4.80-4.00	4 4.80-4.00		
General helpers-----	13 4.48-4.32	13 4.48-4.32	13 4.48-4.32		
Apprentice, first class-----	1 4.40	1 4.40	1 4.40		
Laborers-----	2 4.16-3.76	2 4.16-3.76	2 4.16-3.76		
Apprentice, second class-----	1 3.60-3.20	1 3.60-3.20	1 3.60-3.20		
Apprentice, third class-----	1 2.80-2.00	1 2.80-2.00	1 2.80-2.00		
Total number of employees-----	65	65	65		
Total wages, field service-----	93,000. 00	93,000. 00	93,220. 02		
Deduct expenditures for personal service in objects named below-----	93,000. 00	93,000. 00	93,220. 02		
01 Total personal services-----	10,460. 00	9,860. 00	9,919. 56		
12 Repairs and alterations-----	2,089,540. 00	1,723,550. 00	1,412,515. 69		
Reserve-----		35,000. 00			
Total-----	2,100,000. 00	1,768,410. 00	1,422,435. 25		
<b>Repair and Reconditioning of Coast Guard Steamer for Ice Breaker—</b>					
[For repair and reconditioning of one of the steamers of the Coast Guard for use as an ice breaker, to be immediately available]-----					100, 000. 00
12 Repairs and alterations: Expenditures 1927, \$100,000.					
<b>Total, Coast Guard Service-----</b>				<b>29,900,000. 00</b>	<b>27,155,347. 00</b>

*Estimates of appropriations required for the service of the fiscal year ending June 30, 1928—Continued*

General object (title of appropriation), date of acts, references to Statutes at Large, or to Revised Statutes, and estimated amount required for each detailed object				Total amount to be appropriated under each head of appropriation	Amount appropriated for the fiscal year ending June 30, 1927
BUREAU OF ENGRAVING AND PRINTING					
<b>Salaries, Bureau of Engraving and Printing—</b> Office of Director: For the director, three assistant directors, and other personal services in the District of Columbia in accordance with "the classification act of 1923" ( <i>act Mar. 2, 1926, vol. 44, p. 145</i> )				\$465,000.00	\$470,000.00
	Estimated expenditures, 1928 appropriation	Estimated expenditures, 1927 appropriation	Expended and obligated, 1926		
Departmental service:					
Salaries—					
Clerical, administrative, and fiscal service—					
Grade 13, \$6,000 to \$7,500; average, \$6,750—					
Executive officer (director).....	<i>Average—</i> No. 1 Salary \$7,000	<i>Average—</i> No. 1 Salary \$7,000	<i>Average—</i> No. 1 Salary \$6,500		
Grade 12, \$5,200 to \$6,000; average, \$5,600—					
Senior administrative officers (assistant directors).....	3 5,600	3 5,600	2 5,500		
Senior administrative officer (mechanical expert and designer).....	1 5,600	1 5,600	$\frac{1}{2}$ 5,346		
Grade 11, \$3,800 to \$5,200; average, \$4,400—					
Administrative officer (chief accountant).....	1 4,400	1 4,400	1 4,183		
Grade 9, \$3,000 to \$3,600; average, \$3,300—					
Senior administrative assistant (assistant chief accountant).....	1 3,300	1 3,300	1 3,287		
Senior administrative assistant (disbursing agent).....	1 3,100	1 3,100	1 3,000		
Senior administrative assistant (purchasing agent).....	1 3,500	1 3,500	1 3,492		
Senior administrative assistant (superintendent of orders).....	1 3,300	1 3,300	1 3,287		
Grade 8, \$2,700 to \$3,300; average, \$3,000—					
Administrative assistant (Hd. Appro. & Sec. Accts. Sec.).....	1 2,700	1 2,700	$\frac{1}{2}$ 2,700		
Grade 7, \$2,400 to \$3,000; average, \$2,700—					
Junior administrative assistant (secretary to director).....	1 2,400	1 2,400	1 2,400		
Junior administrative assistant (assistant disbursing agent).....	1 2,700	1 2,700	1 2,687		
Junior administrative assistant (assistant purchasing agent).....	1 2,800	1 2,800	1 2,687		
Grade 6, \$2,100 to \$2,700; average, \$2,400—					
Principal clerk (cost accountant).....	1 2,500	1 2,500	1 2,500		
Principal clerk (principal statistical clerk).....			$\frac{1}{2}$ 2,300		
Principal clerk (Asst. Hd. Appro. & Sec. Accts.).....	1 2,100	1 2,100	$\frac{1}{2}$ 2,100		
Principal clerk (storekeeper).....	1 2,700	1 2,700	1 2,700		
Grade 5, \$1,860 to \$2,400; average, \$2,111.42—					
Senior clerks.....	10 2,104	10 2,104	$9\frac{1}{2}$ 2,101		
Grade 4, \$1,680 to \$2,040; average, \$1,860—					
Clerks.....	14 1,869	14 1,869	14 1,869		
Clerk-stenographers.....	2 1,740	2 1,740	1 1,680		
Grade 3, \$1,500 to \$1,860; average, \$1,680—					
Assistant clerks.....	28 1,668	29 1,668	$26\frac{1}{2}$ 1,663		
Senior stenographer.....	1 1,860	1 1,860	1 1,860		
Assistant clerk-stenographers.....	4 1,680	4 1,680	5 1,656		
Grade 2, \$1,320 to \$1,680; average, \$1,500—					
Junior clerks.....	17 1,475	17 1,475	$15\frac{1}{2}$ 1,488		
Junior stenographers.....	3 1,540	3 1,540	3 1,540		
Senior typist.....	1 1,560	1 1,560	1 1,560		
Junior clerk-typist.....	1 1,440	1 1,440	1 1,390		
Junior operator, office devices.....	2 1,440	2 1,440	2 1,410		
Grade 1, \$1,140 to \$1,500; average, \$1,320—					
Underclerks.....	5 1,368	5 1,368	$9\frac{1}{2}$ 1,338		
Subprofessional service—	3 1,260	3 1,260	3 1,260		
Underoperators, office devices.....					
Grade 7, \$2,100 to \$2,700; average, \$2,400—					
Principal engineering draftsman.....	1 2,700	1 2,700	1 2,500		
Custodial service—					
Grade 7, \$1,680 to \$2,040; average, \$1,860—					
Assistant chief guard (captain of watch).....	1 1,800	1 1,800	1 1,815		
Grade 5, \$1,320 to \$1,680; average, \$1,500—					
Principal guards (lieutenant of watch).....	2 1,440	2 1,440	2 1,455		
Grade 4, \$1,140 to \$1,500; average, \$1,320—					
Head messenger.....	1 1,320	1 1,320	1 1,270		
Grade 3, \$1,020 to \$1,260; average, \$1,140—					
Messengers.....	8 1,148	8 1,148	$7\frac{1}{2}$ 1,165		
Guards.....	$92\frac{1}{2}$ 1,077	$95\frac{1}{2}$ 1,077	$90\frac{1}{2}$ 1,063		
Senior laborers.....	7 1,209	7 1,209	7 1,200		
Grade 2, \$900 to \$1,140; average, \$1,020—					
Junior laborers.....	$165\frac{1}{2}$ 729	$165\frac{1}{2}$ 729	$168\frac{1}{2}$ 729		
Clerical-mechanical service—					
Grade 3, 65 to 70 cents per hour—					
Principal operative.....	1 1,627	1 1,627			
Total number of employees.....	387 $\frac{1}{2}$	391 $\frac{1}{2}$	386 $\frac{1}{2}$		
Total salaries, departmental service.....	465,000	470,000	453,275		

## Estimates of appropriations required for the service of the fiscal year ending June 30, 1928—Continued

General object (title of appropriation), date of acts, references to Statutes at Large, or to Revised Statutes, and estimated amount required for each detailed object	Total amount to be appropriated under each head of appropriation	Amount appropriated for the fiscal year ending June 30, 1927																																																																																																																																																																																																																								
<p><b>Compensation of Employees, Bureau of Engraving and Printing--</b> For the work of engraving and printing, exclusive of repay work, during the fiscal year [1927] 1928, of not exceeding [205,500,000] 205,000,000 delivered sheets of United States currency and national-bank currency, [101,943,522] 88,879,049 delivered sheets of internal-revenue stamps, [2,953,125] 3,090,000 delivered sheets of withdrawal permits, 587,450 delivered sheets of opium orders and special-tax stamps required under the act of December 17, 1914, and [8,135,674] 7,400,431 delivered sheets of checks, drafts, and miscellaneous work, as follows: For salaries of all necessary employees, other than employees required for the administrative work of the bureau of the class provided for and specified in the Treasury Department appropriation act for the fiscal year [1926] 1927, and plate printers and plate printers' assistants, to be expended under the direction of the Secretary of the Treasury, [\$3,893,000] \$3,659,590: <i>Provided</i>, That no portion of this sum shall be expended for printing United States notes or Treasury notes of larger denominations than those that may be canceled or retired, except in so far as such printing may be necessary in executing the requirements of the act "To define and fix the standard of value, to maintain the parity of all forms of money issued or coined by the United States, to refund the public debt, and for other purposes," approved March 14, 1900 (<i>act Mar. 2, 1926, vol. 44, p. 145</i>)</p>	\$3, 659, 590. 00	\$3, 893, 000. 00																																																																																																																																																																																																																								
<table><tr><th></th><th>Estimated expenditures, 1928 appropriation</th><th>Estimated expenditures, 1927 appropriation</th><th>Expended and obligated, 1926</th></tr><tr><td><b>Departmental service:</b></td><td></td><td></td><td></td></tr><tr><td><b>Classified--</b></td><td></td><td></td><td></td></tr><tr><td><b>Clerical, administrative, and fiscal service--</b></td><td></td><td></td><td></td></tr><tr><td>Grade 12, \$5,200 to \$6,000; average, \$5,600--</td><td></td><td></td><td></td></tr><tr><td>Senior administrative officer (superintendent of division).....</td><td>Average-- No. 1 Salary \$5,200</td><td>Average-- No. 1 Salary \$5,200</td><td>Average-- No. 1 Salary \$5,600</td></tr><tr><td>Grade 11, \$3,500 to \$5,000; average, \$4,400--</td><td></td><td></td><td></td></tr><tr><td>Administrative officer (assistant superintendent of division).....</td><td></td><td></td><td>1 5,000</td></tr><tr><td>Administrative officers (superintendents of division).....</td><td>3 4,067</td><td>3 4,067</td><td>2 3,909</td></tr><tr><td>Administrative officers (designers).....</td><td>2 4,200</td><td>2 4,200</td><td>1 4,200</td></tr><tr><td>Grade 10, \$3,300 to \$3,900; average, \$3,600--</td><td></td><td></td><td></td></tr><tr><td>Junior administrative officer (superintendent of division).....</td><td>1 3,600</td><td>1 3,600</td><td>1 3,300</td></tr><tr><td>Grade 9, \$3,000 to \$3,600; average, \$3,300--</td><td></td><td></td><td></td></tr><tr><td>Senior administrative assistant (superintendent of division).....</td><td>1 3,300</td><td>1 3,300</td><td>1 2,988</td></tr><tr><td>Senior administrative assistant (assistant superintendents of division).....</td><td>3 3,300</td><td>3 3,300</td><td>2 3,181</td></tr><tr><td>Grade 8, \$2,700 to \$3,300; average, \$3,000--</td><td></td><td></td><td></td></tr><tr><td>Administrative assistants (superintendents of division).....</td><td>3 3,000</td><td>3 3,000</td><td>3 2,962</td></tr><tr><td>Administrative assistant (assistant superintendent).....</td><td></td><td></td><td>1 2,800</td></tr><tr><td>Administrative assistant (foreman).....</td><td></td><td></td><td>1 3,300</td></tr><tr><td>Grade 7, \$2,400 to \$3,000; average, \$2,700--</td><td></td><td></td><td></td></tr><tr><td>Junior administrative assistant (assistant superintendent of division).....</td><td>1 2,700</td><td>1 2,700</td><td>1 2,700</td></tr><tr><td>Junior administrative assistant (custodian of vault).....</td><td>1 2,500</td><td>1 2,500</td><td>1 2,500</td></tr><tr><td>Junior administrative assistant (chief clerk of division).....</td><td>1 2,400</td><td>1 2,400</td><td>1 2,400</td></tr><tr><td>Grade 6, \$2,100 to \$2,700; average, \$2,400--</td><td></td><td></td><td></td></tr><tr><td>Principal clerks (clerks).....</td><td>3 2,367</td><td>3 2,367</td><td>2 2,481</td></tr><tr><td>Principal clerk (chief distributor of stock).....</td><td>1 2,700</td><td>1 2,700</td><td>1 2,700</td></tr><tr><td>Principal clerks (assistant superintendents of division).....</td><td>3 2,267</td><td>3 2,267</td><td>2 2,245</td></tr><tr><td>Principal clerk (foreman in division).....</td><td>1 2,600</td><td>1 2,600</td><td>1 2,592</td></tr><tr><td>Principal clerk (custodian of vault).....</td><td>1 2,200</td><td>1 2,200</td><td>1 2,200</td></tr><tr><td>Principal clerk (assistant custodian of vault).....</td><td>1 2,200</td><td>1 2,200</td><td>1 2,200</td></tr><tr><td>Grade 5, \$1,860 to \$2,400; average, \$2,111.42--</td><td></td><td></td><td></td></tr><tr><td>Senior clerks (forewoman and foreman).....</td><td>5 2,320</td><td>5 2,320</td><td>5 2,310</td></tr><tr><td>Senior clerk (distributor of stock).....</td><td>1 2,300</td><td>1 2,300</td><td>1 2,300</td></tr><tr><td>Senior clerk (custodian of stock).....</td><td>1 1,860</td><td>1 1,860</td><td>1 1,860</td></tr><tr><td>Senior clerks (clerks).....</td><td>4 2,115</td><td>4 2,115</td><td>4 2,115</td></tr><tr><td>Senior clerk (superintendent of division).....</td><td>1 2,000</td><td>1 2,000</td><td>1 2,000</td></tr><tr><td>Grade 4, \$1,680 to \$2,040; average, \$1,860--</td><td></td><td></td><td></td></tr><tr><td>Clerks.....</td><td>14 1,821</td><td>14 1,821</td><td>15 1,819</td></tr><tr><td>Grade 3, \$1,500 to \$1,860; average, \$1,680--</td><td></td><td></td><td></td></tr><tr><td>Assistant clerks.....</td><td>28 1,620</td><td>28 1,620</td><td>49 1,574</td></tr><tr><td>Typists.....</td><td>6 1,644</td><td>6 1,644</td><td>6 1,628</td></tr><tr><td>Grade 2, \$1,320 to \$1,680; average, \$1,500--</td><td></td><td></td><td></td></tr><tr><td>Junior clerks.....</td><td>103 1,485</td><td>102 1,483</td><td>101 1,470</td></tr><tr><td>Senior typists.....</td><td>3 1,580</td><td>3 1,580</td><td>2 1,550</td></tr><tr><td>Grade 1, \$1,140 to \$1,500; average, \$1,320--</td><td></td><td></td><td></td></tr><tr><td>Underclerks.....</td><td>35 1,320</td><td>35 1,320</td><td>38 1,307</td></tr><tr><td><b>Professional service:</b></td><td></td><td></td><td></td></tr><tr><td>Grade 4, \$3,900 to \$5,000; average, \$4,400--</td><td></td><td></td><td></td></tr><tr><td>Scientist (chemist).....</td><td>1 4,600</td><td>1 4,600</td><td>1 4,200</td></tr><tr><td>Grade 3, \$3,000 to \$3,600; average, \$3,300--</td><td></td><td></td><td></td></tr><tr><td>Associate scientists (chemist).....</td><td>2 3,150</td><td>2 3,150</td><td>1 3,100</td></tr><tr><td>Associate medical officer.....</td><td>1 3,300</td><td>1 3,300</td><td>1 3,300</td></tr><tr><td>Grade 1, \$1,860 to \$2,400; average, \$2,111.42--</td><td></td><td></td><td></td></tr><tr><td>Junior scientist (assistant chemist).....</td><td>1 2,100</td><td>1 2,100</td><td>1 1,980</td></tr></table>		Estimated expenditures, 1928 appropriation	Estimated expenditures, 1927 appropriation	Expended and obligated, 1926	<b>Departmental service:</b>				<b>Classified--</b>				<b>Clerical, administrative, and fiscal service--</b>				Grade 12, \$5,200 to \$6,000; average, \$5,600--				Senior administrative officer (superintendent of division).....	Average-- No. 1 Salary \$5,200	Average-- No. 1 Salary \$5,200	Average-- No. 1 Salary \$5,600	Grade 11, \$3,500 to \$5,000; average, \$4,400--				Administrative officer (assistant superintendent of division).....			1 5,000	Administrative officers (superintendents of division).....	3 4,067	3 4,067	2 3,909	Administrative officers (designers).....	2 4,200	2 4,200	1 4,200	Grade 10, \$3,300 to \$3,900; average, \$3,600--				Junior administrative officer (superintendent of division).....	1 3,600	1 3,600	1 3,300	Grade 9, \$3,000 to \$3,600; average, \$3,300--				Senior administrative assistant (superintendent of division).....	1 3,300	1 3,300	1 2,988	Senior administrative assistant (assistant superintendents of division).....	3 3,300	3 3,300	2 3,181	Grade 8, \$2,700 to \$3,300; average, \$3,000--				Administrative assistants (superintendents of division).....	3 3,000	3 3,000	3 2,962	Administrative assistant (assistant superintendent).....			1 2,800	Administrative assistant (foreman).....			1 3,300	Grade 7, \$2,400 to \$3,000; average, \$2,700--				Junior administrative assistant (assistant superintendent of division).....	1 2,700	1 2,700	1 2,700	Junior administrative assistant (custodian of vault).....	1 2,500	1 2,500	1 2,500	Junior administrative assistant (chief clerk of division).....	1 2,400	1 2,400	1 2,400	Grade 6, \$2,100 to \$2,700; average, \$2,400--				Principal clerks (clerks).....	3 2,367	3 2,367	2 2,481	Principal clerk (chief distributor of stock).....	1 2,700	1 2,700	1 2,700	Principal clerks (assistant superintendents of division).....	3 2,267	3 2,267	2 2,245	Principal clerk (foreman in division).....	1 2,600	1 2,600	1 2,592	Principal clerk (custodian of vault).....	1 2,200	1 2,200	1 2,200	Principal clerk (assistant custodian of vault).....	1 2,200	1 2,200	1 2,200	Grade 5, \$1,860 to \$2,400; average, \$2,111.42--				Senior clerks (forewoman and foreman).....	5 2,320	5 2,320	5 2,310	Senior clerk (distributor of stock).....	1 2,300	1 2,300	1 2,300	Senior clerk (custodian of stock).....	1 1,860	1 1,860	1 1,860	Senior clerks (clerks).....	4 2,115	4 2,115	4 2,115	Senior clerk (superintendent of division).....	1 2,000	1 2,000	1 2,000	Grade 4, \$1,680 to \$2,040; average, \$1,860--				Clerks.....	14 1,821	14 1,821	15 1,819	Grade 3, \$1,500 to \$1,860; average, \$1,680--				Assistant clerks.....	28 1,620	28 1,620	49 1,574	Typists.....	6 1,644	6 1,644	6 1,628	Grade 2, \$1,320 to \$1,680; average, \$1,500--				Junior clerks.....	103 1,485	102 1,483	101 1,470	Senior typists.....	3 1,580	3 1,580	2 1,550	Grade 1, \$1,140 to \$1,500; average, \$1,320--				Underclerks.....	35 1,320	35 1,320	38 1,307	<b>Professional service:</b>				Grade 4, \$3,900 to \$5,000; average, \$4,400--				Scientist (chemist).....	1 4,600	1 4,600	1 4,200	Grade 3, \$3,000 to \$3,600; average, \$3,300--				Associate scientists (chemist).....	2 3,150	2 3,150	1 3,100	Associate medical officer.....	1 3,300	1 3,300	1 3,300	Grade 1, \$1,860 to \$2,400; average, \$2,111.42--				Junior scientist (assistant chemist).....	1 2,100	1 2,100	1 1,980		
	Estimated expenditures, 1928 appropriation	Estimated expenditures, 1927 appropriation	Expended and obligated, 1926																																																																																																																																																																																																																							
<b>Departmental service:</b>																																																																																																																																																																																																																										
<b>Classified--</b>																																																																																																																																																																																																																										
<b>Clerical, administrative, and fiscal service--</b>																																																																																																																																																																																																																										
Grade 12, \$5,200 to \$6,000; average, \$5,600--																																																																																																																																																																																																																										
Senior administrative officer (superintendent of division).....	Average-- No. 1 Salary \$5,200	Average-- No. 1 Salary \$5,200	Average-- No. 1 Salary \$5,600																																																																																																																																																																																																																							
Grade 11, \$3,500 to \$5,000; average, \$4,400--																																																																																																																																																																																																																										
Administrative officer (assistant superintendent of division).....			1 5,000																																																																																																																																																																																																																							
Administrative officers (superintendents of division).....	3 4,067	3 4,067	2 3,909																																																																																																																																																																																																																							
Administrative officers (designers).....	2 4,200	2 4,200	1 4,200																																																																																																																																																																																																																							
Grade 10, \$3,300 to \$3,900; average, \$3,600--																																																																																																																																																																																																																										
Junior administrative officer (superintendent of division).....	1 3,600	1 3,600	1 3,300																																																																																																																																																																																																																							
Grade 9, \$3,000 to \$3,600; average, \$3,300--																																																																																																																																																																																																																										
Senior administrative assistant (superintendent of division).....	1 3,300	1 3,300	1 2,988																																																																																																																																																																																																																							
Senior administrative assistant (assistant superintendents of division).....	3 3,300	3 3,300	2 3,181																																																																																																																																																																																																																							
Grade 8, \$2,700 to \$3,300; average, \$3,000--																																																																																																																																																																																																																										
Administrative assistants (superintendents of division).....	3 3,000	3 3,000	3 2,962																																																																																																																																																																																																																							
Administrative assistant (assistant superintendent).....			1 2,800																																																																																																																																																																																																																							
Administrative assistant (foreman).....			1 3,300																																																																																																																																																																																																																							
Grade 7, \$2,400 to \$3,000; average, \$2,700--																																																																																																																																																																																																																										
Junior administrative assistant (assistant superintendent of division).....	1 2,700	1 2,700	1 2,700																																																																																																																																																																																																																							
Junior administrative assistant (custodian of vault).....	1 2,500	1 2,500	1 2,500																																																																																																																																																																																																																							
Junior administrative assistant (chief clerk of division).....	1 2,400	1 2,400	1 2,400																																																																																																																																																																																																																							
Grade 6, \$2,100 to \$2,700; average, \$2,400--																																																																																																																																																																																																																										
Principal clerks (clerks).....	3 2,367	3 2,367	2 2,481																																																																																																																																																																																																																							
Principal clerk (chief distributor of stock).....	1 2,700	1 2,700	1 2,700																																																																																																																																																																																																																							
Principal clerks (assistant superintendents of division).....	3 2,267	3 2,267	2 2,245																																																																																																																																																																																																																							
Principal clerk (foreman in division).....	1 2,600	1 2,600	1 2,592																																																																																																																																																																																																																							
Principal clerk (custodian of vault).....	1 2,200	1 2,200	1 2,200																																																																																																																																																																																																																							
Principal clerk (assistant custodian of vault).....	1 2,200	1 2,200	1 2,200																																																																																																																																																																																																																							
Grade 5, \$1,860 to \$2,400; average, \$2,111.42--																																																																																																																																																																																																																										
Senior clerks (forewoman and foreman).....	5 2,320	5 2,320	5 2,310																																																																																																																																																																																																																							
Senior clerk (distributor of stock).....	1 2,300	1 2,300	1 2,300																																																																																																																																																																																																																							
Senior clerk (custodian of stock).....	1 1,860	1 1,860	1 1,860																																																																																																																																																																																																																							
Senior clerks (clerks).....	4 2,115	4 2,115	4 2,115																																																																																																																																																																																																																							
Senior clerk (superintendent of division).....	1 2,000	1 2,000	1 2,000																																																																																																																																																																																																																							
Grade 4, \$1,680 to \$2,040; average, \$1,860--																																																																																																																																																																																																																										
Clerks.....	14 1,821	14 1,821	15 1,819																																																																																																																																																																																																																							
Grade 3, \$1,500 to \$1,860; average, \$1,680--																																																																																																																																																																																																																										
Assistant clerks.....	28 1,620	28 1,620	49 1,574																																																																																																																																																																																																																							
Typists.....	6 1,644	6 1,644	6 1,628																																																																																																																																																																																																																							
Grade 2, \$1,320 to \$1,680; average, \$1,500--																																																																																																																																																																																																																										
Junior clerks.....	103 1,485	102 1,483	101 1,470																																																																																																																																																																																																																							
Senior typists.....	3 1,580	3 1,580	2 1,550																																																																																																																																																																																																																							
Grade 1, \$1,140 to \$1,500; average, \$1,320--																																																																																																																																																																																																																										
Underclerks.....	35 1,320	35 1,320	38 1,307																																																																																																																																																																																																																							
<b>Professional service:</b>																																																																																																																																																																																																																										
Grade 4, \$3,900 to \$5,000; average, \$4,400--																																																																																																																																																																																																																										
Scientist (chemist).....	1 4,600	1 4,600	1 4,200																																																																																																																																																																																																																							
Grade 3, \$3,000 to \$3,600; average, \$3,300--																																																																																																																																																																																																																										
Associate scientists (chemist).....	2 3,150	2 3,150	1 3,100																																																																																																																																																																																																																							
Associate medical officer.....	1 3,300	1 3,300	1 3,300																																																																																																																																																																																																																							
Grade 1, \$1,860 to \$2,400; average, \$2,111.42--																																																																																																																																																																																																																										
Junior scientist (assistant chemist).....	1 2,100	1 2,100	1 1,980																																																																																																																																																																																																																							



## Estimates of appropriations required for the service of the fiscal year ending June 30, 1928—Continued

General object (title of appropriation), date of acts, references to Statutes at Large, or to Revised Statutes, and estimated amount required for each detailed object					Total amount to be appropriated under each head of appropriation		Amount appropriated for the fiscal year ending June 30, 1927	
<i>Compensation of Employees, Bureau of Engraving and Printing—Continued.</i>								
		Estimated expenditures, 1928 appropriation	Estimated expenditures, 1927 appropriation	Expended and obligated, 1926				
Departmental service—Continued.								
Classified—Continued.								
Subprofessional service:								
Grade 6, \$1,860 to \$2,400; average, \$2,111.42—	<i>Average—</i>		<i>Average—</i>		<i>Average—</i>			
Senior social-service worker.....	No.	Salary	No.	Salary	No.	Salary		
Senior engineering draftsman.....	1	\$2,300	1	\$2,300	1	\$2,300		
Senior scientific aid (assistant chemist).....	1	2,200	1	2,200	1	2,200		
Grade 4, \$1,500 to \$1,860; average, \$1,680—								
Assistant social-service worker.....	1	1,680	1	1,680	1	1,680		
Nurses.....	4	1,590	4	1,590	2½	1,509		
Grade 3, \$1,320 to \$1,680; average, \$1,500—								
Junior scientific aid (laboratory helper).....	1	1,500	1	1,500	1	1,410		
Grade 2, \$1,140 to \$1,500; average, \$1,320—								
Underlaboratory helper.....	1	1,500	1	1,500	1	1,500		
Custodial service:								
Grade 9, \$2,100 to \$2,700; average, \$2,400—								
Assistant mechanical superintendents.....	2	2,400	2	2,400	2	2,354		
Grade 7, \$1,680 to \$2,040; average, \$1,860—								
Senior mechanic.....	1	1,680	1	1,680	½	1,740		
Grade 6, \$1,500 to \$1,860; average, \$1,680—								
Mechanic.....					½	1,560		
Grade 5, \$1,320 to \$1,680; average, \$1,500—								
Foremen of laborers.....	2	1,440	2	1,440	2	1,378		
Junior mechanic.....					½	1,320		
Grade 4, \$1,140 to \$1,500; average, \$1,320—								
Assistant foremen of laborers.....	3	1,300	3	1,300	3½	1,248		
Grade 3, \$1,020 to \$1,260; average, \$1,140—								
Messengers.....	6	1,200	6	1,200	6½	1,200		
Senior laborers (press cleaners and miscellaneous).....	143	1,082	137	1,079	130	1,055		
Minor mechanics (chauffeurs).....	25	1,197	25	1,197	24½	1,193		
Under domestic attendants (laundry women).....	15	1,020	15	1,020	14½	1,020		
Guard.....	1	1,200	1	1,200	1	1,200		
Grade 2, \$900 to \$1,140; average, \$1,020—								
Junior laborers (dressing-room attendants).....	11	960	11	960	10½	900		
Grade 1, \$600 to \$780; average, \$690—								
Junior messenger.....					3½	646		
Clerical-mechanical service—								
Grade 4, 80 to 90 cents an hour—								
Foremen or forewomen.....	23	2,029	23	2,029	17½	2,026		
Grade 3, 65 to 70 cents an hour—								
Principal operatives.....	75	1,682	75	1,682	59½	1,657		
Assistant foremen or forewomen.....	33	1,684	33	1,684	30½	1,663		
Grade 2, 55 to 60 cents an hour—								
Senior operatives.....	1,322	1,382	1,336	1,382	1,283½	1,382		
Grade 1, 45 to 50 cents an hour—								
Junior operatives.....	1,003	1,254	1,014	1,254	1,013½	1,254		
Unclassified—								
Foremen.....	39	3,023	39	3,023	38½	2,887		
Engravers.....	33	3,506	33	3,506	32½	3,367		
Siderographers.....	24	3,491	24	3,491	27	3,272		
Steel plate finishers.....	43	2,472	43	2,472	43½	2,380		
Provers.....	8	2,980	8	2,980	7½	2,898		
Hardeners.....	2	2,604	2	2,604	2½	2,492		
Machinists.....	71	2,629	71	2,629	70½	2,629		
Lathe operator.....	1	3,906	1	3,906	½	3,906		
Photonegative cutter and retoucher.....	1	2,429	1	2,429	1	2,363		
Pantograph operators.....	2	1,502	2	1,502	1½	1,502		
Compositors and proof readers.....	3	2,554	3	2,554	2½	2,484		
Photographers.....	2	2,652	2	2,652	1½	2,520		
Photolithographers.....	3	2,545	3	2,545	2½	2,529		
Lithograph transferers.....	2	2,467	2	2,467	2	2,340		
Die sinker.....	1	3,005	1	3,005	1	2,918		
Die finishers.....	3	2,738	3	2,738	2½	2,708		
Pressmen.....	79	2,642	80	2,642	77½	2,632		
Offset pressmen.....	16	2,729	16	2,729	15½	2,729		
Bookbinders.....	8	2,379	8	2,379	7½	2,377		
Rotary plate fitters.....	2	3,030	2	3,030	2	3,030		
Assistant engineers.....	9	2,657	9	2,657	9	2,657		
Oilers.....	2	2,053	7	2,053	1½	2,053		
Dynamo tenders.....	7	2,404	2	2,404	5½	2,404		
Firemen.....	10	2,053	10	2,053	10½	2,053		
Lock fitter.....	1	2,629	1	2,629	1	2,629		
Roller makers.....	3	2,254	3	2,254	2½	2,600		
Acetylene welder.....	1	2,629	1	2,629	1	2,629		
Ornamental ironworker.....	1	2,629	1	2,629	½	2,629		
Plumbers.....	4	2,629	4	2,629	4	2,629		
Tin and sheet metal workers.....	4	2,629	4	2,629	3½	2,629		
Blacksmith.....	1	2,379	1	2,379	½	2,379		
Painters.....	5	2,629	5	2,629	6½	2,629		
Carpenters.....	8	2,629	8	2,629	7½	2,629		
Steam fitters.....	2	2,629	2	2,629	2½	2,629		
Electricians.....	25	2,629	25	2,629	24½	2,629		
Wiremen.....	10	2,103	10	2,103	9½	2,103		
Bricklayers.....	2	2,629	2	2,629	1½	2,629		
Pipe coverer.....					½	2,629		
Knife grinder.....	1	2,354	1	2,354	½	2,354		
Skilled helpers.....	60	1,803	60	1,803	66½	1,732		
Transferred to Bureau of Standards.....		14,000		14,000		6,000		
Overtime.....		45,000		45,000		42,515		
Reserve.....				126,000.00				
Total number of employees.....	3,405		3,424		3,369½			
Total salaries, departmental service.....		5,333,783.00		5,469,485.00		5,240,185.12		
Deduct:								
Repayments in 1926.....						1,781,050.00		
Estimated repayments in 1927 and 1928.....		1,674,193.00		1,596,485.00				
Total.....		3,659,590.00		3,863,000.00		3,459,135.12		

*Estimates of appropriations required for the service of the fiscal year ending June 30, 1928—Continued*

General object (title of appropriation), date of acts, references to Statutes at Large, or to Revised Statutes, and estimated amount required for each detailed object				Total amount to be appropriated under each head of appropriation	Amount appropriated for the fiscal year ending June 30, 1927																																																				
<p><b>Plate Printing, Bureau of Engraving and Printing—</b> For wages of rotary press plate printers, at per diem rates, and all other plate printers at piece rates to be fixed by the Secretary of the Treasury, not to exceed the rates usually paid for such work, including the wages of printers' assistants, when employed, <b>[\$1,916,900] \$1,888,000</b>, to be expended under the direction of the Secretary of the Treasury: <i>Provided</i>, That no portion of this sum shall be expended for printing United States notes or Treasury notes of larger denominations than those that may be canceled or retired, except in so far as such printing may be necessary in executing the requirements of the act "To define and fix the standard of value, to maintain the parity of all forms of money issued or coined by the United States, to refund the public debt, and for other purposes," approved March 14, 1900 (<i>act Mar. 2, 1926, vol. 44, p. 145</i>)</p>				\$1,888,000.00	\$1,916,900.00																																																				
<table><tr><td></td><td>Estimated expenditures, 1928 appropriation</td><td>Estimated expenditures, 1927 appropriation</td><td>Expended and obligated, 1926</td></tr><tr><td></td><td><i>Average—</i> <i>No. Salary</i></td><td><i>Average—</i> <i>No. Salary</i></td><td><i>Average—</i> <i>No. Salary</i></td></tr><tr><td>Clerical-mechanical service: Grade 1, junior operatives, 45 cents to 50 cents per hour.</td><td>784 \$1,236</td><td>780 \$1,236</td><td>829 \$1,236</td></tr><tr><td>Unclassified service:</td><td></td><td></td><td></td></tr><tr><td>Plate printers.....</td><td>{ 31 3,208 394 (1)</td><td>30 3,208 392 (1)</td><td>21 3,208 417<sup>A</sup> (1)</td></tr><tr><td>Total average number of employees.....</td><td>1,209</td><td>1,202</td><td>1,267<sup>A</sup></td></tr><tr><td>Total pay.....</td><td>2,336,520</td><td>2,322,777</td><td>2,435,720</td></tr><tr><td>Deduct—</td><td></td><td></td><td></td></tr><tr><td>Repayments, 1926.....</td><td></td><td></td><td>560,620</td></tr><tr><td>Estimated repayments, 1927 and 1928.....</td><td>448,520</td><td>424,200</td><td></td></tr><tr><td></td><td></td><td>1,898,577</td><td></td></tr><tr><td>Reserve.....</td><td></td><td>18,323</td><td></td></tr><tr><td>Total.....</td><td>1,888,000</td><td>1,916,900</td><td>1,875,100</td></tr></table>					Estimated expenditures, 1928 appropriation	Estimated expenditures, 1927 appropriation	Expended and obligated, 1926		<i>Average—</i> <i>No. Salary</i>	<i>Average—</i> <i>No. Salary</i>	<i>Average—</i> <i>No. Salary</i>	Clerical-mechanical service: Grade 1, junior operatives, 45 cents to 50 cents per hour.	784 \$1,236	780 \$1,236	829 \$1,236	Unclassified service:				Plate printers.....	{ 31 3,208 394 (1)	30 3,208 392 (1)	21 3,208 417 <sup>A</sup> (1)	Total average number of employees.....	1,209	1,202	1,267 <sup>A</sup>	Total pay.....	2,336,520	2,322,777	2,435,720	Deduct—				Repayments, 1926.....			560,620	Estimated repayments, 1927 and 1928.....	448,520	424,200				1,898,577		Reserve.....		18,323		Total.....	1,888,000	1,916,900	1,875,100		
	Estimated expenditures, 1928 appropriation	Estimated expenditures, 1927 appropriation	Expended and obligated, 1926																																																						
	<i>Average—</i> <i>No. Salary</i>	<i>Average—</i> <i>No. Salary</i>	<i>Average—</i> <i>No. Salary</i>																																																						
Clerical-mechanical service: Grade 1, junior operatives, 45 cents to 50 cents per hour.	784 \$1,236	780 \$1,236	829 \$1,236																																																						
Unclassified service:																																																									
Plate printers.....	{ 31 3,208 394 (1)	30 3,208 392 (1)	21 3,208 417 <sup>A</sup> (1)																																																						
Total average number of employees.....	1,209	1,202	1,267 <sup>A</sup>																																																						
Total pay.....	2,336,520	2,322,777	2,435,720																																																						
Deduct—																																																									
Repayments, 1926.....			560,620																																																						
Estimated repayments, 1927 and 1928.....	448,520	424,200																																																							
		1,898,577																																																							
Reserve.....		18,323																																																							
Total.....	1,888,000	1,916,900	1,875,100																																																						
<p><sup>1</sup> Piece rates; estimated average earnings, \$3,220.</p>																																																									
<p><b>Materials and Miscellaneous Expenses, Bureau of Engraving and Printing—</b> For engravers' and printers' materials and other materials, including distinctive and nondistinctive paper, except distinctive paper for United States currency, national-bank currency, and Federal reserve bank currency; equipment of, repairs to, and maintenance of buildings and grounds and for minor alterations to buildings; directories, technical books, and periodicals, and books of reference, not exceeding \$300; rent of warehouse in the District of Columbia; traveling expenses not to exceed <b>[\$650] \$1,000</b>; equipment, maintenance, and supplies for the emergency room for the use of all employees in the Bureau of Engraving and Printing who may be taken suddenly ill or receive injury while on duty; miscellaneous expenses, including not to exceed \$1,500 for articles approved by the Secretary of the Treasury as being necessary for the protection of the person of employees; and for purchase, maintenance, and driving of necessary motor-propelled and horse-drawn passenger-carrying vehicles, when, in writing, ordered by the Secretary of the Treasury, <b>[\$1,487,500] \$1,285,000</b>, to be expended under the direction of the Secretary of the Treasury (<i>act Mar. 2, 1926, vol. 44, p. 146</i>)</p> <p>During the fiscal year <b>[1927] 1928</b> all proceeds derived from work performed by the Bureau of Engraving and Printing, by direction of the Secretary of the Treasury, not covered and embraced in the appropriation for said bureau for the said fiscal year, instead of being covered into the Treasury as miscellaneous receipts, as provided by the act of August 4, 1886 (Twenty-fourth Statutes, page 227), shall be credited when received to the appropriation for said bureau for the fiscal year <b>[1927] 1928</b>.</p>				1,235,000.00	1,487,500.00																																																				

<sup>1</sup> Piece rates; estimated average earnings, \$3,220.

*Estimates of appropriations required for the service of the fiscal year ending June 30, 1928—Continued*

General object (title of appropriation), date of acts, references to Statutes at Large, or to Revised Statutes, and estimated amount required for each detailed object				Total amount to be appropriated under each head of appropriation	Amount appropriated for the fiscal year ending June 30, 1927
<b>Materials and Miscellaneous Expenses, Bureau of Engraving and Printing—Con.</b>					
	Estimated expenditures, 1928 appropriation	Estimated expenditures, 1927 appropriation	Expended and obligated, 1926		
Cleaning windows, etc.....	\$5,800.00	\$5,800.00	\$5,473.32		
Cleaning ink basins.....	1,400.00	1,400.00	1,392.28		
01 Total personal services.....	7,200.00	7,200.00	6,865.60		
Supplies and materials:					
0200 Stationery and office supplies.....	3,120.00	3,120.00	3,119.53		
0210 Medical and hospital supplies.....	2,100.00	2,050.00	2,040.38		
0220 Books of reference.....	300.00	300.00			
0230 Coal.....	80,410.00	80,410.00	80,408.10		
0240 Wearing apparel.....	1,500.00	1,500.00			
0280 Electrotypes.....	18,200.00	18,000.00	13,429.02		
Garage supplies.....	12,000.00	11,500.00	11,090.11		
Household supplies.....	19,550.00	19,550.00	19,293.04		
Chemicals, acids, etc.....	35,000.00	34,000.00	31,986.95		
Hardware.....	85,175.00	84,500.00	83,569.94		
Castings.....	2,700.00	2,700.00	2,688.78		
Electrical supplies.....	21,500.00	21,400.00	20,696.93		
Lumber.....	9,350.00	9,350.00	9,342.38		
0290 Miscellaneous.....	89,250.00	88,000.00	83,801.88		
Dextrine.....	39,295.00	37,475.00	40,887.73		
Dry colors.....	366,675.00	364,800.00	358,862.54		
Steel plates, etc.....	61,500.00	61,500.00	61,126.32		
Plate oil, etc.....	124,670.00	123,500.00	126,964.34		
Check paper.....	35,100.00	35,400.00	36,545.27		
Localized fiber paper.....	344,200.00	330,400.00	362,478.99		
Postage-stamp paper.....	150,000.00	147,875.00	140,714.56		
Revenue paper.....	174,500.00	205,000.00	171,448.77		
Miscellaneous paper.....	99,850.00	99,500.00	96,891.25		
Paper boxes.....	5,350.00	5,150.00	4,864.11		
Textiles.....	228,725.00	228,390.00	224,706.04		
Glue and alum.....	6,500.00	6,500.00	5,033.13		
Miscellaneous items.....	62,450.00	61,375.00	56,955.17		
02 Total supplies and materials.....	2,079,070.00	2,064,245.00	2,072,935.26		
Communication service:					
0500 Telegraph service.....	35.00	35.00	31.63		
0510 Telephone service.....	3,955.00	3,955.00	3,954.26		
05 Total communication service.....	3,990.00	3,990.00	3,985.89		
06 Travel expenses.....	1,000.00	650.00	735.19		
07 Transportation of things (service).....	6,200.00	6,200.00	6,011.57		
08 Printing and binding.....	890.00	890.00	887.94		
09 Advertising.....	650.00	650.00	650.82		
Furnishing heat, light, and power:					
1030 Electric current.....	67,500.00	67,100.00	63,097.82		
Gas.....	2,100.00	2,050.00	2,027.06		
10 Total heat, light, and power.....	69,600.00	69,150.00	65,124.88		
11 Rent.....	3,600.00	3,600.00			
Equipment:					
3000 Automobiles.....			1,990.49		
3010 Furniture and fixtures.....	6,800.00	6,800.00	6,794.01		
3050 Machinery.....	100,000.00	196,475.00	119,308.35		
Trucks.....			16,235.00		
30 Total equipment.....	106,800.00	203,275.00	144,327.85		
Deduct:	2,279,000.00	2,380,200.00	2,301,525.00		
Repayments in 1926.....			999,175.00		
Estimated repayments in 1927 and 1928.....	1,044,000.00	992,700.00			
Reserve.....		1,387,150.00			
.....		100,350.00			
Total.....	1,235,000.00	1,487,500.00	1,302,350.00		
<b>Total, Bureau of Engraving and Printing.....</b>				<b>\$7,247,590.00</b>	<b>\$7,767,400.00</b>

## Estimates of appropriations required for the service of the fiscal year ending June 30, 1928—Continued

General object (title of appropriation), date of acts, references to Statutes at Large, or to Revised Statutes, and estimated amount required for each detailed object				Total amount to be appropriated under each head of appropriation	Amount appropriated for the fiscal year ending June 30, 1927
<b>SECRET SERVICE DIVISION</b>					
<b>Salaries, Secret Service Division—</b>					
Secret Service Division, salaries: For the chief of the division and other personal services in the District of Columbia in accordance with the classification act of 1923 ( <i>act Mar. 2, 1926, vol. 44, p. 146</i> )				\$27,640.00	\$25,180.00
	Estimated expenditures, 1928 appropriation	Estimated expenditures, 1927 appropriation	Expended and obligated, 1926		
Departmental service:					
Salaries—					
Clerical, administrative, and fiscal service—					
Grade 13, \$8,000 to \$7,500; average, \$6,750—	Average—	Average—	Average—		
Executive officer	No. 1 Salary \$6,500	No. 1 Salary \$6,000	No. 1 Salary \$5,600		
Grade 12, \$5,200 to \$6,000; average, \$5,600—					
Senior administrative officer (chief of bureau)	1 5,400	1 5,200	1 4,400		
Grade 12, \$5,200 to \$6,000; average, \$5,600—					
Senior administrative officer (assistant bureau chief)	1 5,400	1 5,200	1 4,400		
Grade 11, \$3,800 to \$5,000; average, \$4,400—					
Administrative officer (assistant bureau chief)	1 2,300	1 2,200	1 2,100		
Grade 6, \$2,100 to \$2,700; average, \$2,400—					
Principal clerk	1 2,100	1 2,100	1 2,100		
Grade 5, \$1,860 to \$2,400; average, \$2,100—					
Senior clerk-stenographer	1 1,920	1 1,920	1 1,860		
Grade 4, \$1,680 to \$2,040; average, \$1,860—					
Clerk	1 1,740	1 1,740	1 1,680		
Accounting and auditing assistant	1 1,680	1 1,680	1 1,590		
Grade 3, \$1,500 to \$1,860; average, \$1,680—					
Junior clerk-stenographer	2 1,500	2 1,500	2 1,440		
Assistant clerks					
Grade 2, \$1,320 to \$1,680; average, \$1,500—					
Junior clerk	1 1,140	1 1,140	1 1,140		
Custodial service—					
Grade 3, \$1,020 to \$1,250; average, \$1,140—					
Messenger	11 27,640	11 26,773 1,593	11 25,180		
Total average number of employees					
Total salaries, departmental service					
Amount to be absorbed					
Total		25,180			
The difference between 1928 and 1927 is due to increase in salaries, \$867.					
<b>Suppressing Counterfeiting and Other Crimes—</b>					
Suppressing counterfeiting and other crimes: For expenses incurred under the authority or with the approval of the Secretary of the Treasury in detecting, arresting, and delivering into the custody of the United States marshal having jurisdiction dealers and pretended dealers in counterfeit money and persons engaged in counterfeiting, forging, and altering United States notes, bonds, national-bank notes, Federal reserve notes, Federal reserve bank notes, and other obligations and securities of the United States and of foreign governments, as well as the coins of the United States and of foreign governments, and other crimes against the laws of the United States relating to the Treasury Department and the several branches of the public service under its control; hire and operation of motor-propelled passenger-carrying vehicles when necessary; purchase of arms and ammunition; traveling expenses, [per diem in lieu of subsistence, when allowed pursuant to section 13 of the sundry civil appropriation act approved August 1, 1914,] and for no other purpose whatever, except in the protection of the person of the President and the members of his immediate family and of the person chosen to be President of the United States, [\$460,000] \$495,000: Provided, That no part of this amount be used in defraying the expenses of any person subpoenaed by the United States courts to attend any trial before a United States court or preliminary examination before any United States commissioner, which expenses shall be paid from the appropriation for "Fees of witnesses, United States courts": Provided further, That no person shall be employed hereunder at a compensation greater than that allowed by law ( <i>acts June 11, 1862, vol. 12, p. 533; Mar. 3, 1868, vol. 12, p. 713; June 30, 1906, vol. 34, p. 708; June 23, 1913, vol. 38, p. 23; Mar. 2, 1926, vol. 44, p. 146</i> )				495,000.00	460,000.00

*Estimates of appropriations required for the service of the fiscal year ending June 30, 1928—Continued*

General object (title of appropriation), data of acts, references to Statutes at Large, or to Revised Statutes, and estimated amount required for each detailed object				Total amount to be appropriated under each head of appropriation	Amount appropriated for the fiscal year ending June 30, 1927
<b>Suppressing Counterfeiting and Other Crimes—Continued.</b>					
	Estimated expenditures, 1928 appropriation	Estimated expenditures, 1927 appropriation	Expended and obligated, 1926		
Field service:					
Salaries and wages—	<i>Average—</i>	<i>Average—</i>	<i>Average—</i>		
Salary range, \$3,800 to \$5,000; average, \$4,400—	No. 3 Salary \$4,400	No. 3 Salary \$4,400	No. 3 Salary \$4,400		
Principal operatives.....					
Salary range, \$3,300 to \$3,900; average, \$3,600—					
Operatives.....	17 3,500	17 3,424	17 3,424		
Salary range, \$3,000 to \$3,600; average, \$3,300—					
Operatives.....	16 3,000	15 3,000	17 3,000		
Salary range, \$2,700 to \$3,300; average, \$3,000—					
Operatives.....	37 2,800	36 2,800	35 2,800		
Salary range, \$2,400 to \$3,000; average, \$2,700—					
Operatives.....	25 2,500	25 2,500	20 2,500		
Salary range, \$2,100 to \$2,700; average, \$2,400—					
Operatives.....	31 2,300	27 2,117	21 2,233		
Clerks.....			2 2,200		
Salary range, \$1,600 to \$2,040; average, \$1,860—					
Clerks.....	11 1,800	7 1,750	12 1,835		
Total average number of employees.....	140	130	127		
Miscellaneous personal services.....	377,900 4,000	349,117 1,342	343,721 10,703		
Total salaries and wages, field service.....	381,900	350,459	354,424		
Reserve.....		7,090			
01 Net salaries and wages, field service.....	381,900	343,369	354,424		
The difference between 1928 and 1927 is due to increase in force, \$31,441.					
02 Stationery and office supplies.....	600.00	600.00	528.49		
Communication service:					
0500 Telegraph service.....	3,000.00	3,000.00	2,063.57		
0510 Telephone service.....	7,500.00	7,000.00	6,453.61		
0520 Other communication service.....	850.00	600.00	586.27		
05 Total communication service.....	11,150.00	10,600.00	9,103.45		
06 Travel expenses.....	91,500.00	88,841.00	67,511.00		
07 Transportation of things (service).....	200.00	200.00	104.71		
08 Printing and binding, engraving, photographing, and making photographs and prints.....	750.00	700.00	684.62		
11 Rents (motor vehicles).....	3,500.00	3,400.00	3,237.72		
13 Special and miscellaneous current expenses.....	4,700.00	4,500.00	3,326.09		
30 Equipment (typewriters, etc.).....	700.00	700.00	252.30		
Reserve.....		7,090.00			
Total.....	495,000.00	460,000.00	439,172.38		
Total, Secret Service Division.....				\$522,640.00	\$485,180.00
PUBLIC HEALTH SERVICE					
<i>Salaries, Office of Surgeon General, Public Health Service—</i>					
Salaries, Office of Surgeon General: For personal services in the District of Columbia, in accordance with the classification act of 1923 ( <i>acts Aug. 14, 1912, vol. 37, p. 309; Mar. 2, 1926, vol. 44, p. 147</i> ).....				103,000.00	101,000.00
	Estimated expenditures, 1928 appropriation	Estimated expenditures, 1927 appropriation	Expended and obligated, 1926		
Departmental service:					
Salaries—	<i>Average—</i>	<i>Average—</i>	<i>Average—</i>		
Subprofessional service—	No. 1 Salary \$2,300	No. 1 Salary \$2,200	No. 1 Salary \$2,118		
Grade 7, \$2,100 to \$2,700; average, \$2,400—					
Principal library assistant.....					
Clerical, administrative, and fiscal service—					
Grade 7, \$2,400 to \$3,000; average, \$2,700—					
Junior administrative assistants.....	3 2,500	3 2,500	3 2,416		
Grade 6, \$2,100 to \$2,700; average, \$2,400—					
Principal clerk.....	1 2,200	1 2,200	1 2,117		
Grade 5, \$1,860 to \$2,400; average, \$2,100—					
Senior clerks.....	4 2,015	4 2,015	3 2,030		
Senior transportation rate and traffic clerk.....	1 2,300	1 2,300	1 2,300		
Grade 4, \$1,680 to \$2,040; average, \$1,860—					
Clerks.....	4 1,740	4 1,710	3 1,685		
Clerk-stenographers.....	2 1,800	2 1,740	2 1,690		
Accounting and auditing assistant.....	1 2,040	1 2,040	1 2,040		
Translator.....	1 1,680	1 1,680	1 1,680		
Grade 3, \$1,500 to \$1,860; average, \$1,680—					
Assistant clerks.....	10 1,680	10 1,680	9 1,692		
Assistant clerk-stenographers.....	5 1,584	5 1,523	4 1,542		
Senior stenographers.....	2 1,710	2 1,680	1 1,750		

*Estimates of appropriations required for the service of the fiscal year ending June 30, 1928—Continued*

General object (title of appropriation), date of acts, references to Statutes at Large, or to Revised Statutes, and estimated amount required for each detailed object				Total amount to be appropriated under each head of appropriation	Amount appropriated for the fiscal year ending June 30, 1927
<b>Salaries, Office of Surgeon General, Public Health Service—Continued.</b>					
Departmental service—Continued.					
Salaries—Continued.					
Clerical, administrative, and fiscal service—Con.					
Grade 2, \$1,320 to \$1,690; average, \$1,500—	<i>Average—</i>	<i>Average—</i>	<i>Average—</i>		
Junior clerks.....	<i>No. Salary</i>	<i>No. Salary</i>	<i>No. Salary</i>		
Junior clerk-stenographers.....	7 \$1,388	7 \$1,389	6½ \$1,450		
Junior stenographers.....	2 1,470	2 1,440	1½ 1,445		
Junior clerk-typists.....	2 1,440	2 1,440	2 1,440		
Grade 1, \$1,140 to \$1,500; average, \$1,320—	4 1,486	4 1,425	4 1,425		
Underclerks.....	2 1,440	2 1,440	4½ 1,305		
Underclerk-typists.....	2 1,200	2 1,140	1½ 1,222		
Underoperator, office devices.....	1 1,260	1 1,200	1 1,200		
Grade 3, \$1,020 to \$1,260; average, \$1,140—					
Messengers.....	2 1,080	2 1,080	2 1,080		
Minor mechanics.....	4 1,095	3½ 1,035	3½ 1,035		
Grade 2, \$900 to \$1,140; average, \$1,020—					
Junior laborers.....	3 900	3 900	3 900		
Subordinate mechanic.....	1 960	1 900	1 900		
Total average number of employees.....	65	64½	64½		
Total salaries, departmental service.....	103,000	101,000	100,935		
The difference between 1928 and 1927 is due to—					
Increase in force.....	\$520				
Increase in salaries.....	1,480				
Total increase.....	2,000				
<b>Pay, etc., Commissioned Officers and Pharmacists, Public Health Service—</b>					
For pay, allowance, and commutation of quarters for commissioned medical officers, including the Surgeon General, assistant surgeon generals at large, not exceeding three in number, and pharmacists ( <i>acts Aug. 14, 1912, vol. 37, p. 809; Mar. 2, 1926, vol. 44, p. 147; July 3, 1926, vol. 44, p. 869</i> ).....				\$1,200,000.00	\$1,175,000.00
	Rate	Estimated expenditures, 1928 appropriation	Estimated expenditures, 1927 appropriation	Expended and obligated, 1926	
Commissioned medical officers:		<i>Number</i>	<i>Number</i>	<i>Number</i>	
Surgeon General.....	\$6,000	1	1	1	
Assistant surgeons general at large.....	4,500-6,000	3	3	3	
Assistant surgeons general.....	3,750-5,800	7	8	8	
Senior surgeons.....	3,375-5,750	22	22	20	
Surgeons.....	3,000-5,250	131	131	128	
Passed assistant surgeons.....	2,340-4,040	24	22	22	
Assistant surgeons.....	2,000-2,200	28	29	20	
Total number of commissioned officers.....		216	216	202	
Total salaries.....		\$828,943.83	\$796,990.79	\$769,602.07	
Allowances.....		263,736.17	264,109.21	242,499.55	
Total commissioned medical officers.....		1,092,680.00	1,061,100.00	1,012,101.62	
Field service:					
Salaries and wages—		<i>Average—</i>	<i>Average—</i>	<i>Average—</i>	
Salary range, \$3,000 to \$3,600; average, \$3,300—		<i>No. Salary</i>	<i>No. Salary</i>	<i>No. Salary</i>	
Chief pharmacists.....		33 \$3,308	34 \$3,397	34½ \$3,397	
Pharmacists.....				1½ 3,000	
Salary range, \$2,400 to \$3,000; average, \$2,700—					
Junior pharmacists.....		3 2,500	3 2,500		
Total average number of employees.....		36	37	35½	
Total salaries and wages, field service.....		116,500.00	123,000.00	120,816.58	
Deduct allowances for subsistence, lodging, etc.....		9,180.00	9,100.00	8,775.00	
Cash payment, salaries and wages.....		107,320.00	113,900.00	112,041.58	
01 Total personal services.....		1,200,000.00	1,175,000.00	1,124,143.20	
The difference between 1928 and 1927 is due to—					
Automatic promotions, changes in pay periods and longevity.....	\$6,761.22				
Subsistence allowance for Feb. 29, 1928.....	309.00				
Changes in dependent status.....	6,426.00				
Increased pay for retired officers under act of May 8, 1928 (to be provided in 1927 by deficiency appropriation).....	12,000.00				
Amount of anticipated lapses not occurring on account of deaths and resignations (to be provided in 1927 by deficiency appropriation).....	3,003.78				
Transferred to Bureau of Supply.....	28,500.00				
3,500.00					
Total.....	25,000.00				

## Estimates of appropriations required for the service of the fiscal year ending June 30, 1928—Continued

General object (title of appropriation), date of acts, references to Statutes at Large, or to Revised Statutes, and estimated amount required for each detailed object

Total amount to be appropriated under each head of appropriation

Amount appropriated for the fiscal year ending June 30, 1927

## Pay of Acting Assistant Surgeons, Public Health Service—

For pay of acting assistant surgeons (noncommissioned medical officers)  
(acts Aug. 14, 1912, vol. 37, p. 309; Mar. 2, 1926, vol. 44, p. 147)

\$300,000.00

\$300,000.00

	Estimated expenditures, 1928 appropriation	Estimated expenditures, 1927 appropriation	Expended and obligated, 1926
Field service:			
Salaries and wages—			
Salary range, \$3,800 to \$5,000; average, \$4,400—			
Acting assistant surgeons	Average— No. 5 Salary \$4,150	Average— No. 5 Salary \$4,150	Average— No. 5½ Salary \$4,229
Salary range, \$3,300 to \$3,900; average, \$3,600—			
Acting assistant surgeons	18 3,488	18 3,488	17½ 3,479
Salary range, \$3,000 to \$3,600; average, \$3,300—			
Acting assistant surgeons	27 3,042	27 3,042	23½ 3,020
Salary range, \$2,700 to \$3,300; average, \$3,000—			
Acting assistant surgeons	16 2,769	16 2,769	19½ 2,770
Salary range, \$2,400 to \$3,000; average, \$2,700—			
Acting assistant surgeons	7 2,400	7 2,400	6½ 2,400
Salary range, \$2,100 to \$2,700; average, \$2,400—			
Acting assistant surgeons	6 2,157	6 2,157	6½ 2,171
Salary range, \$1,800 to \$2,400; average, \$2,100—			
Acting assistant surgeons	4 1,925	4 1,925	3½ 1,985
Salary range, \$1,680 to \$2,040; average, \$1,860—			
Acting assistant surgeons	6 1,770	6 1,770	8½ 1,762
Salary range, \$1,320 to \$1,680; average, \$1,500—			
Acting assistant surgeons	6 1,440	6 1,440	7½ 1,440
Salary range, \$1,140 to \$1,500; average, \$1,320—			
Acting assistant surgeons	11 1,189	11 1,189	12½ 1,185
Salary range, \$1,020 to \$1,260; average, \$1,140—			
Acting assistant surgeon	1 1,140	1 1,140	1½ 1,062
Salary range, \$900 to \$1,140; average, \$1,020—			
Acting assistant surgeons	8 908	8 908	6½ 900
Salary range, \$780 to \$1,020; average, \$900—			
Acting assistant surgeons	6 830	6 830	6½ 830
Salary range, \$600 to \$780; average, \$690—			
Acting assistant surgeons	3 640	3 640	2½ 600
Salary range, \$420 to \$600; average, \$510—			
Acting assistant surgeons	7 489	7 489	9½ 485
Salary range, \$240 to \$420; average, \$330—			
Acting assistant surgeons	9 331	9 331	7½ 301
Salary range, less than \$240—			
Acting assistant surgeon			½ 128
0150 Part time acting assistant surgeons on fee or per diem basis	6,401	6,401	7,732
Total average number of employees	140	140	144½
Total salaries and wages, field service	307,860	307,860	314,066
Deduct allowance for subsistence, lodging, etc.	7,860	7,860	8,650
01 Cash payment, salaries and wages	300,000	300,000	305,416

## Pay of Other Employees, Public Health Service—

For pay of all other employees (attendants, and so forth) (acts Aug. 14, 1912, vol. 37, p. 309; Mar. 2, 1926, vol. 44, p. 147)

990,000.00

1,000,000.00

	Estimated expenditures, 1928 appropriation	Estimated expenditures, 1927 appropriation	Expended and obligated, 1926
Field service:			
Salaries and wages—			
Salary range, \$6,000 to \$7,500; average, \$6,750—			
Professor of pharmacology	Average— No. 1 Salary \$7,000	Average— No. 1 Salary \$7,000	Average— No. 1 Salary \$7,000
Professor of zoology	1 7,000	1 7,000	1 7,000
Professor of chemistry	1 6,000	1 6,000	1 6,000
Senior sanitary engineer	1 6,000	1 6,000	1 6,000
Salary range, \$5,200 to \$6,000; average, \$5,600—			
Sanitary engineers	3 5,200	3 5,200	3 5,200
Associate sanitary engineer	1 5,200	1 5,200	1 5,200
Salary range, \$3,800 to \$5,000; average, \$4,400—			
Special expert	1 5,000	1 5,000	1 5,000
Associate sanitary engineers	5 4,200	5 4,200	3½ 4,200
Senior chemist	1 3,800	1 3,800	1 3,800
Chemist	1 3,800	1 3,800	½ 3,800
Biologist	1 4,200	1 4,200	½ 4,200
Salary range, \$3,300 to \$3,900; average, \$3,600—			
Chemists	2 3,600	2 3,600	2½ 3,600
Pharmacologist			½ 3,600
Associate bacteriologists	2 3,600	2 3,600	2 3,600
Biologist			½ 3,600
Pathologist	1 3,600	1 3,600	1 3,600
Technical assistant			½ 3,600
Associate sanitary engineers			2½ 3,600
Clerk	1 3,300	1 3,300	1 3,300
Salary range, \$3,000 to \$3,600; average, \$3,300—			
Administrative assistants	1 3,300	1 3,300	1½ 3,148
Assistant sanitary engineer	1 3,200	1 3,200	1 3,200
Chemist	1 3,200	1 3,200	½ 3,000
Special expert	1 3,000	1 3,000	1 3,000
Clerk	1 3,000	1 3,000	1 3,000
Salary range, \$2,700 to \$3,300; average, \$3,000—			
Administrative assistants	2 2,900	2 2,900	1½ 2,810
Scientific assistants	2 2,800	2 2,800	2 2,800
Clerk	1 2,800	1 2,800	1 2,800
Chief sanitary inspector	1 2,700	1 2,700	1 2,700

## Estimates of appropriations required for the service of the fiscal year ending June 30, 1928—Continued

General object (title of appropriation), date of acts, references to Statutes at Large, or to Revised Statutes, and estimated amount required for each detailed object	Estimated expenditures, 1928 appropriation		Estimated expenditures, 1927 appropriation		Expended and obligated, 1926		Total amount to be appropriated under each head of appropriation	Amount appropriated for the fiscal year ending June 30, 1927
Pay of Other Employees, Public Health Service—Continued.								
Field service—Continued.								
Salaries and wages—Continued.								
Salary range, \$2,400 to \$3,000; average, \$2,700—								
Administrative assistant.....	Average—		Average—		Average—			
	No.	Salary	No.	Salary	No.	Salary		
Pilots.....	5	\$2,480	5	\$2,480	3½	\$2,494		
Station engineers.....	2	2,500	2	2,500	2	2,520		
Marine engineers.....	3	2,567	3	2,567	3	2,503		
Assistant chemists.....	2	2,450	2	2,450	2	2,450		
Chemist.....	1	2,400	1	2,400	1	2,400		
Assistant pharmacologists.....	2	2,400	2	2,400	1	2,400		
Clerks.....	4	2,475	4	2,475	3½	2,425		
Salary range, \$2,100 to \$2,700; average, \$2,400—								
Acting chief nurse.....	1	2,300	1	2,300	1	2,300		
Clerk.....					1	2,310		
Pilots.....	9	2,167	9	2,167	10	2,164		
Marine engineers.....	4	2,215	6	2,167	6	2,157		
Interpreter.....	1	2,200	1	2,200	1	2,200		
Special nurse.....	1	2,100	1	2,100	1	2,100		
Station engineers.....	2	2,150	2	2,150	2	2,150		
Assistant chemist.....	1	2,100	1	2,100	1	2,100		
Bibliographer.....	1	2,100	1	2,100	1	2,100		
Electrician.....	1	2,200	1	2,200	1	2,220		
Fumigator.....	1	2,100	1	2,100	1	2,100		
Foreman fumigator.....	1	2,100	1	2,100	1	2,100		
Assistant sanitary inspectors.....	4	2,100	4	2,100	1	2,100		
Junior sanitary inspector.....	1	2,100	1	2,100	1	2,100		
Bacteriological technician.....	1	2,100	1	2,100	1	2,100		
Artist.....	1	2,100	1	2,100	1	2,300		
Assistant bacteriologist.....					1	2,100		
Assistant pharmacologist.....					1	2,100		
Salary range, \$1,860 to \$2,400; average, \$2,100—								
Marine engineers.....	10	1,968	10	1,968	10	1,950		
General mechanic.....	1	1,980	1	1,980	1	1,980		
Pilots.....	5	1,960	5	1,960	5½	1,967		
Carpenter.....	1	1,740	1	1,740	1	1,740		
Clerks.....	6	1,930	6	1,930	6½	1,919		
Cook.....	1	1,920	1	1,920	1	1,920		
Nurse.....	1	1,920	1	1,920	2	1,875		
Head nurses.....	2	2,040	2	2,040	2	1,995		
Druggist.....	1	1,920	1	1,920	1	1,920		
Assistant chemists.....	1	2,040	2	1,950	1	2,040		
Junior bacteriologist.....					1	1,860		
Library assistant.....	1	1,860	1	1,860	1	1,860		
Cabinetmaker.....	1	2,040	1	2,040	1	2,040		
Mechanic.....	1	2,040	1	2,040	1	2,040		
Mechanician.....	1	1,860	1	1,860	1	1,860		
Station engineers.....	8	1,935	8	1,935	8	1,935		
Boiler.....	1	1,860	1	1,860	1	1,860		
Painter.....					1	2,010		
Assistant sanitary inspectors.....	8	1,830	8	1,830	6½	1,853		
Junior sanitary inspector.....	1	1,680	1	1,680	1	1,980		
Foreman inspector.....	1	2,040	1	2,040	1	2,040		
Foreman fumigator.....	1	1,860	1	1,860	1	1,904		
Salary range, \$1,680 to \$2,040; average, \$1,860—								
Boatman.....	1	1,680	1	1,680	1	1,680		
Station engineers.....	8	1,718	8	1,718	8½	1,718		
Marine engineers.....	8	1,770	8	1,770	7½	1,769		
Special expert.....	1	1,800	1	1,800	1	1,800		
Laboratory assistants.....	2	1,710	2	1,710	2	1,710		
Laboratory aids.....	3	1,740	3	1,740	3	1,740		
Clerks.....	13	1,725	13	1,725	13½	1,718		
Pilots.....	7	1,774	7	1,774	7½	1,763		
Boiler man.....	1	1,740	1	1,740	1	1,740		
Launch men.....	2	1,740	2	1,740	1½	1,740		
Inspectors.....	4	1,725	4	1,725	3	1,710		
Carpenters.....	6	1,740	6	1,740	7	1,740		
Plumber.....	1	1,800	1	1,800	1½	1,791		
Painter.....	1	1,800	1	1,800	1	1,800		
Chauffeur.....	1	1,800	1	1,800	1	1,800		
Special nurse.....	1	1,680	1	1,680	1	1,710		
Assistant sanitary inspectors.....	3	1,780	3	1,780	2½	1,800		
Watchman.....					1	1,740		
Foreman fumigators.....	11	1,740	11	1,740	7½	1,740		
Fumigators.....	7	1,723	7	1,723	7½	1,720		
Assistant engineer.....					1	1,740		
Salary range, \$1,500 to \$1,860; average, \$1,680—								
Labor foremen.....	2	1,590	2	1,590	2	1,570		
Marine firemen.....	3	1,500	4	1,500	4	1,500		
Station firemen.....	2	1,500	2	1,500	2	1,500		
Junior sanitary inspectors.....	4	1,500	4	1,500	1½	1,500		
Assistant sanitary inspector.....					1	1,620		
Cooks.....	3	1,520	3	1,520	3	1,520		
Druggist.....					1	1,560		
Chauffeurs.....	3	1,500	3	1,500	4	1,500		
Foreman fumigators.....	8	1,545	8	1,545	7½	1,542		
Station engineers.....	2	1,620	2	1,620	2	1,620		
Launch man.....					1	1,580		
Mechanician.....					1	1,560		
Laboratory aid.....	1	1,560	1	1,560	1	1,560		
Laboratory assistants.....	2	1,560	2	1,560	2	1,560		
Laboratory attendants.....	3	1,540	3	1,540	2½	1,550		
Inspectors.....	22	1,577	22	1,577	15½	1,610		
Marine engineers.....	4	1,560	4	1,560	4½	1,581		
Watchman.....	1	1,500	1	1,500	1	1,500		
Clerks.....	4	1,560	4	1,560	3½	1,566		
Pilots.....	3	1,540	3	1,540	2½	1,550		
Guard.....	1	1,560	1	1,560	1½	1,533		



*Estimates of appropriations required for the service of the fiscal year ending June 30, 1928—Continued*

General object (title of appropriation), date of acts, references to Statutes at Large, or to Revised Statutes, and estimated amount required for each detailed object

Total amount to be appropriated under each head of appropriation

Amount appropriated for the fiscal year ending June 30, 1927

*Pay of Other Employees, Public Health Service—Continued.*

	Estimated expenditures, 1928 appropriation	Estimated expenditures, 1927 appropriation	Expended and obligated, 1926
Field service—Continued.			
Salaries and wages—Continued.			
Salary range, \$1,500 to \$1,680; average, \$1,680—Con.			
Deck hands.....	2 \$1,500	2 \$1,500	1½ \$1,500
General mechanic.....	1 1,500	1 1,500	1 1,500
Carpenters.....	4 1,545	4 1,545	4½ 1,548
Painter.....	1 1,500	1 1,500	1 1,500
Fumigators.....	14 1,560	14 1,560	10½ 1,560
Special nurse.....	1 1,560	1 1,560	1 1,560
Attendants.....	13 1,500	13 1,500	12½ 1,502
Salary range, \$1,320 to \$1,680; average, \$1,500—			
Boatman.....	1 1,440	1 1,440	1 1,440
Attendants.....	31 1,374	31 1,374	28½ 1,370
Deck hands.....	8 1,403	8 1,403	7½ 1,404
Cooks.....	6 1,410	6 1,410	6½ 1,391
Clerks.....	9 1,387	9 1,387	11½ 1,390
Station engineers.....	3 1,380	3 1,380	3 1,378
Inspectors.....	2 1,380	2 1,380	7½ 1,424
Laboratory aids.....	4 1,440	4 1,440	4 1,423
Laboratory attendants.....	6 1,390	6 1,390	6½ 1,394
Assistant sanitary inspector.....			½ 1,380
Chauffeur.....			½ 1,440
Painter.....	1 1,320	1 1,320	1 1,320
Carpenter.....	1 1,440	1 1,440	1 1,440
Station fireman.....	1 1,320	1 1,320	1 1,320
Marine fireman.....	3 1,440	4 1,440	4 1,440
Guards.....	3 1,440	3 1,440	8½ 1,430
Matron.....	1 1,440	1 1,440	½ 1,440
Laborer fumigators.....	22 1,375	22 1,375	23½ 1,375
Watchmen.....	1 1,380	1 1,380	1½ 1,380
Pilots.....	3 1,420	3 1,420	2½ 1,422
Marine engineers.....	3 1,400	3 1,400	2½ 1,400
Junior sanitary inspectors.....	5 1,392	5 1,392	9½ 1,414
Salary range, \$1,140 to \$1,500; average, \$1,320—			
Junior sanitary inspectors.....	6 1,200	6 1,200	3½ 1,193
Carpenters.....	3 1,240	3 1,240	3 1,240
Clerks.....	8 1,193	8 1,193	7½ 1,192
Laborer fumigator.....	1 1,200	1 1,200	1 1,175
Inspectors.....	3 1,200	3 1,200	4 1,200
Laborers.....	12 1,175	12 1,175	10½ 1,175
Assistant chemist.....			1 1,200
Laboratory assistant.....	1 1,260	1 1,260	1 1,260
Laboratory attendants.....	15 1,236	15 1,236	15½ 1,233
Cooks.....	7 1,243	7 1,243	8½ 1,249
Marine engineers.....	2 1,230	2 1,230	2½ 1,174
Pilots.....	1 1,260	1 1,260	1½ 1,212
Station engineer.....	1 1,260	1 1,260	1 1,260
Marine fireman.....	1 1,260	1 1,260	1 1,260
Special nurse.....	1 1,140	1 1,140	1 1,140
Fumigators.....	11 1,211	11 1,211	14½ 1,208
Deck hands.....	6 1,190	6 1,190	6½ 1,197
Guard.....	1 1,140	1 1,140	1 1,140
Chauffeur.....	1 1,200	1 1,200	1 1,200
Gardener.....	1 1,200	1 1,200	1 1,200
Attendants.....	52 1,220	54 1,217	58½ 1,220
Salary range, \$1,020 to \$1,260; average, \$1,140—			
Junior sanitary inspector.....			½ 1,080
Boatmen.....	2 1,020	2 1,020	2 1,020
Cooks.....	5 1,056	5 1,056	5½ 1,051
Laborers.....	5 1,080	5 1,080	5½ 1,080
Marine engineer.....	1 1,020	1 1,020	1 1,020
Guard.....	1 1,080	1 1,080	1 1,080
Fumigators.....	3 1,080	3 1,080	1 1,080
Clerk.....	1 1,080	1 1,080	½ 1,080
Carpenter.....			½ 1,020
Attendants.....	57 1,054	57 1,054	62½ 1,060
Salary range, \$900 to \$1,140; average, \$1,020—			
Boatmen.....	1 960	1 960	1½ 960
Assistant sanitary inspector.....			½ 960
Watchman.....	1 960	1 960	1 960
Attendants.....	16 941	16 941	16 946
Salary range, \$780 to \$1,020; average, \$900—			
Junior sanitary inspector.....			½ 840
Clerk.....	1 840	1 840	1½ 840
Fumigator.....	1 840	1 840	2 840
Laborers.....	10 840	10 840	9½ 840
Attendants.....	2 840	2 840	3 838
Salary range, \$600 to \$780; average, \$690—			
Fumigator.....	1 600	1 600	1 600
Consulting bacteriologist.....	1 600	1 600	1 600
Matron.....			½ 720
Boatman.....	1 600	1 600	1 600
Attendants.....	9 697	9 697	10½ 691
Salary range, \$420 to \$600; average, \$510—			
Matron.....	1 540	1 540	1 540
Boatmen.....	2 480	2 480	2 480
Attendants.....	7 500	6 500	5½ 501
Salary range, \$240 to \$420; average, \$330—			
Stenographer.....			½ 300
Attendants.....	1 390	1 390	1½ 390
Collaborating epidemiologists and personnel on fee basis, part time and per diem employees.....	56 1,155	56 1,155	76½ 12,917
Total average number of employees.....	754	761	798½
Total salaries and wages, field service.....	1,066,035.00	1,108,195.00	1,123,050.22
Deduct allowances for subsistence, lodging, etc.....	106,035.00	108,195.00	115,361.67
01 Cash payment, salaries and wages.....	990,000.00	1,000,000.00	1,007,688.55

1 Represents total and not rate per annum.

*Estimates of appropriations required for the service of the fiscal year ending June 30, 1928—Continued*

General object (title of appropriation), date of acts, references to Statutes at Large, or to Revised Statutes, and estimated amount required for each detailed object				Total amount to be appropriated under each head of appropriation	Amount appropriated for the fiscal year ending June 30, 1927
<b><i>Freight, Transportation, etc., Public Health Service—</i></b> For freight, transportation, and traveling expenses, including the expenses, except membership fees, of officers when officially detailed to attend meetings of associations for the promotion of public health, and the packing, crating, drayage, and transportation of the personal effects of commissioned officers, pharmacists, and nurses of the Public Health Service, upon permanent change of station, \$25,000 [ <i>Provided</i> , That hereafter officers of the Public Health Service performing travel by Government-owned vessels for which no transportation fare is charged shall only be entitled to reimbursement of actual and necessary expenses incurred ] ( <i>acts Aug. 14, 1912, vol. 37, p. 309; Mar. 2, 1926, vol. 44, p. 147</i> )				\$25, 000. 00	\$25, 000. 00
	Estimated expenditures, 1928 appropriation	Estimated expenditures, 1927 appropriation	Expended and obligated, 1926		
06 Travel expenses.....	\$16, 000. 00	\$17, 500. 00	\$17, 418. 48		
07 Transportation of things.....	9, 000. 00	7, 500. 00	7, 581. 52		
Total.....	25, 000. 00	25, 000. 00	25, 000. 00		
<b><i>Maintenance, Hygienic Laboratory, Public Health Service—</i></b> For maintaining the Hygienic Laboratory ( <i>acts Mar. 3, 1901, vol. 31, p. 1137; Aug. 14, 1912, vol. 37, p. 309; Mar. 2, 1926, vol. 44, p. 147</i> )				43, 000. 00	43, 000. 00
	Estimated expenditures, 1928 appropriation	Estimated expenditures, 1927 appropriation	Expended and obligated, 1926		
Supplies and materials:					
0205 Cleaning materials and supplies.....	\$255. 00	\$255. 00	\$255. 44		
0211 Drugs, chemicals, etc.....	2, 300. 00	2, 300. 00	2, 251. 42		
0214 Laboratory supplies.....	4, 100. 00	4, 100. 00	4, 064. 02		
0230 Fuel.....	3, 400. 00	3, 400. 00	3, 381. 71		
0250 Forage and other supplies for animals.....	4, 000. 00	4, 000. 00	3, 909. 22		
0284 Miscellaneous supplies.....	3, 900. 00	3, 900. 00	3, 877. 23		
0290 Materials.....	3, 200. 00	3, 200. 00	3, 180. 67		
02 Total supplies and materials.....	21, 155. 00	21, 155. 00	20, 919. 71		
05 Communication service.....	575. 00	575. 00	571. 90		
07 Transportation of things.....	850. 00	850. 00	854. 66		
10 Electricity and gas.....	6, 650. 00	6, 650. 00	6, 630. 79		
12 Repairs to equipment.....	220. 00	220. 00	222. 66		
13 Special and miscellaneous current expenses.....	550. 00	550. 00	539. 73		
Equipment:					
3010 Furniture, furnishings, and fixtures.....	1, 000. 00	1, 000. 00	1, 174. 74		
3021 Educational equipment.....	2, 000. 00	2, 000. 00	1, 990. 42		
3022 Scientific equipment.....	5, 000. 00	5, 000. 00	4, 938. 31		
3040 Laboratory animals.....	5, 000. 00	4, 570. 00	5, 210. 30		
30 Total equipment.....	13, 000. 00	12, 570. 00	13, 313. 77		
Reserve.....		430. 00			
Total.....	43, 000. 00	43, 000. 00	43, 053. 22		
<b><i>Preparation and Transportation of Remains of Officers, Public Health Service—</i></b> For preparation for shipment and transportation to their former homes of remains of officers who die in the line of duty ( <i>acts Aug. 14, 1912, vol. 37, p. 309; Mar. 2, 1926, vol. 44, p. 147</i> )				2, 000. 00	1, 500. 00
2250 Burial expenses: Expenditures—1928, \$2,000; 1927, \$1,500; 1926, \$487.92.					
<b><i>Books, Public Health Service—</i></b> For journals and scientific books ( <i>acts Aug. 14, 1912, vol. 37, p. 309; Mar. 2, 1926, vol. 44, p. 147</i> )				500. 00	500. 00
0220 Medical books and scientific journals: Expenditures—1928, \$500; 1927, \$500; 1926, \$493.66.					

*Estimates of appropriations required for the service of the fiscal year ending June 30, 1928—Continued*

General object (title of appropriation), date of acts, references to Statutes at Large, or to Revised Statutes, and estimated amount required for each detailed object	Total amount to be appropriated under each head of appropriation	Amount appropriated for the fiscal year ending June 30, 1927
<p><b>Pay of Personnel and Maintenance of Hospitals, Public Health Service—</b>  For medical examinations, including the amount necessary for the medical inspection of aliens, as required by section 16 of the act of February 5, 1917, medical, surgical, and hospital services and supplies, <i>including prosthetic and orthopedic supplies</i> for beneficiaries (other than patients of the United States Veterans' Bureau) of the Public Health Service and persons detained under the immigration laws and regulations at Ellis Island immigration station, including necessary personnel, regular and reserve commissioned officers of the Public Health Service, personal services in the District of Columbia and elsewhere, maintenance, minor repairs, equipment, leases, fuel, lights, water, freight, transportation and travel, maintenance, exchange and operation of motor trucks and passenger motor vehicles, and including not exceeding <b>[\$6,000]</b> <i>\$3,000</i> for the purchase of passenger motor vehicles (at a cost not to exceed \$1,000 each including the value of any vehicle exchanged, except for ambulances), transportation, care, maintenance, and treatment of lepers, <i>including transportation to their homes in the continental United States of recovered leper patients</i>, court costs, and other expenses incident to proceedings heretofore or hereafter taken for commitment of mentally incompetent persons to hospitals for the care and treatment of the insane, and reasonable burial expenses (not exceeding \$100 for any patient dying in hospital), <b>[\$5,250,000]</b> <i>\$5,325,000</i>, of which not to exceed <b>[\$256,891]</b> <i>\$200,000</i> may be expended for personal services in the District of Columbia: <i>Provided</i>, That the Immigration Service shall permit the Public Health Service to use the hospitals at Ellis Island immigration station for the care of Public Health Service patients free of expense for physical upkeep, but with a charge of actual cost of fuel, light, water, telephone, and similar supplies and services, to be covered into the proper Immigration Service appropriations; and moneys collected by the Immigration Service on account of hospital expenses of persons detained under the immigration laws and regulations at Ellis Island immigration station shall be covered into the Treasury as miscellaneous receipts: <i>Provided further</i>, That no part of this sum shall be used for the quarantine service, the prevention of epidemics, or scientific work of the character provided for under the appropriations which follow (<i>acts Aug. 14, 1912, vol. 37, p. 309; Mar. 2, 1926, vol. 44, p. 147</i>)</p>	\$5,325,000.00	\$5,250,000.00

	Estimated expenditures, 1928 appropriation	Estimated expenditures, 1927 appropriation	Expended and obligated, 1926
<b>Departmental service:</b>			
<b>Salaries—</b>			
Subprofessional service—			
Grade 8, \$2,400 to \$3,000; average, \$2,700—	<i>Average—</i>	<i>Average—</i>	<i>Average—</i>
Superintendent of nurses (assistant superintendent)	No. 1 Salary \$2,600	No. 1 Salary \$2,500	No. 1 Salary \$2,727
Grade 7, \$2,100 to \$2,700; average, \$2,400—			
Chief nurse			1 2,400
Grade 6, \$1,800 to \$2,400; average, \$2,100—			
Senior social service worker	1 2,300	1 2,200	1 2,100
Senior engineering draftsman			1 2,300
Grade 5, \$1,680 to \$2,040; average, \$1,860—			
Library assistant	1 1,860	1 1,860	1 1,730
Clerical, administrative, and fiscal service—			
Grade 10, \$3,300 to \$3,900; average, \$3,600—			
Junior administrative officer (chief accounts section)	1 3,800	1 3,700	1 3,600
Grade 9, \$3,000 to \$3,600; average, \$3,300—			
Senior administrative assistants	3 3,300	3 3,300	2 3,170
Grade 7, \$2,400 to \$3,000; average, \$2,700—			
Junior administrative assistants	2 2,800	5 2,700	5 2,618
Grade 6, \$2,100 to \$2,700; average, \$2,400—			
Principal clerks	7 2,500	7 2,500	7 2,500
Grade 5, \$1,860 to \$2,400; average, \$2,100—			
Senior clerks	6 2,177	9 2,093	8 2,091
Senior clerk-stenographer			1 1,800
Senior transportation rate and traffic clerk		1 1,920	1 1,800
Senior accounting and auditing assistant	1 2,300	1 2,300	1 2,300
Grade 4, \$1,680 to \$2,040; average, \$1,860—			
Clerks	9 1,853	12 1,855	11 1,834
Principal stenographer	1 1,980	1 1,980	1 1,980
Clerk-stenographers	2 1,920	2 1,920	3 1,952
Head operators, office devices	2 1,740	2 1,740	1 1,873
Accounting and auditing assistant	1 1,920	1 1,920	1 1,937
Grade 3, \$1,500 to \$1,860; average, \$1,680—			
Assistant clerks	23 1,639	32 1,669	31 1,658
Senior stenographers	3 1,740	4 1,755	4 1,695
Assistant clerk-stenographers	6 1,650	6 1,650	3 1,711
Junior transportation rate and traffic clerks	3 1,720	3 1,740	3 1,669
Grade 2, \$1,320 to \$1,680; average, \$1,500—			
Junior clerks	8 1,552	10 1,542	11 1,508
Senior typists	2 1,390	3 1,421	3 1,397
Junior stenographers	3 1,540	4 1,560	4 1,485
Junior clerk-typists	3 1,480	4 1,440	2 1,451
Junior clerk-stenographers	5 1,440	5 1,440	5 1,524
Junior operator office devices	1 1,620	1 1,620	1 1,505

*Estimates of appropriations required for the service of the fiscal year ending June 30, 1928—Continued*

General object (title of appropriation), date of acts, references to Statutes at Large, or to Revised Statutes, and estimated amount required for each detailed object	Total amount to be appropriated under each head of appropriation		Amount appropriated for the fiscal year ending June 30, 1927
Pay of Personnel and Maintenance of Hospitals, Public Health Service—Con.			
	Estimated expenditures, 1928 appropriation	Estimated expenditures, 1927 appropriation	Expended and obligated, 1926
Departmental service—Continued.			
Salaries—Continued.			
Clerical, administrative, and fiscal service—Con.			
Grade 1, \$1,140 to \$1,500; average, \$1,320—	Average—	Average—	Average—
	No. Salary	No. Salary	No. Salary
Underclerks	4 \$1,260	4 \$1,260	2½ \$1,325
Junior typists	1 1,260	2 1,440	2½ 1,417
Underclerk-typists	1 1,260	3 1,200	2½ 1,140
Underoperator office devices	1 1,200	1 1,200	½ 1,140
Custodial service—			
Grade 7, \$1,680 to \$2,040; average, \$1,860—			
Senior mechanic	1 1,860	1 1,860	1 1,730
Grade 3, \$1,020 to \$1,260; average, \$1,140—			
Messengers	3 1,220	4 1,185	4 1,185
Senior laborers	2 1,080	2 1,080	2 1,080
Minor mechanic	1 1,200	1 1,200	1 1,200
Grade 2, \$900 to \$1,140; average, \$1,020—			
Assistant messengers	4 925	4 945	1½ 900
Subordinate mechanic			½ 900
Grade 1, \$600 to \$780; average, \$690—			
Junior messengers	3 680	3 680	5½ 621
Total average number of employees	115	145	144
Total salaries, departmental service	200,000	262,248	247,321
Field service:			
Salaries and wages—			
Salary range, \$6,000 to \$7,500; average, \$6,750—			
Assistant surgeon general (R)	1 7,200	1 7,200	1 7,200
Acting assistant surgeon	1 6,000	1 6,000	1 6,000
Salary range, \$5,200 to \$6,000; average, \$5,600—			
Surgeons (R)	6 5,180	6 5,180	6 5,180
Salary range, \$3,800 to \$5,000; average, \$4,400—			
Surgeons (R)	2 4,092	2 4,092	2 4,092
Past assistant surgeons (R)	16 4,172	16 4,172	16 4,172
Acting assistant surgeons	14 4,306	14 4,306	14 4,306
Administrative assistants	2 4,080	2 4,080	2 4,080
Salary range, \$3,300 to \$3,900; average, \$3,600—			
Past assistant surgeon (R)	1 3,793	1 3,793	1 3,793
Acting assistant surgeon	1 3,600		
Salary range, \$3,000 to \$3,900; average, \$3,300—			
Past assistant surgeons (R)	8 3,492	8 3,492	8 3,492
Assistant surgeons (R)	25 3,187	14 3,221	14 3,221
Acting assistant surgeons	105 3,099	104 3,109	104 3,109
Attending specialist	1 3,600	1 3,600	1 3,600
Administrative assistants	4 3,300	4 3,300	4 3,300
Engineer	1 3,300	1 3,300	1 3,300
Salary range, \$2,400 to \$3,000; average, \$2,700—			
Assistant surgeons (R)	12 2,601	12 2,601	12 2,601
Acting assistant surgeons	9 2,520	9 2,520	9 2,520
Attending specialists	3 2,400	3 2,400	3 2,400
Administrative assistants	8 2,900	8 2,900	8 2,900
Nurses	13 2,600	13 2,600	13 2,600
Aids	4 2,600	4 2,600	4 2,600
Dietitians	6 2,600	6 2,600	6 2,600
Laboratorian	1 2,400	1 2,400	1 2,400
Dental mechanic	1 2,700	1 2,700	1 2,700
Farm superintendent	1 2,500	1 2,500	1 2,500
Horticulturist	1 2,600	1 2,600	1 2,600
Clerk	1 2,400	1 2,400	1 2,400
Mechanics	4 2,418	4 2,418	4 2,418
Salary range, \$1,860 to \$2,400; average, \$2,100—			
Assistant surgeons (R)	5 2,213	5 2,213	5 2,213
Attending specialist	1 2,040	1 2,040	1 2,040
Druggists	4 2,130	4 2,130	4 2,130
Nurses	21 2,300	21 2,300	21 2,300
Aids	7 2,083	7 2,083	7 2,083
Dietitians	10 2,110	10 2,110	10 2,110
Laboratorians	17 2,112	17 2,112	17 2,112
Dental mechanics	2 2,300	2 2,300	2 2,300
Dental assistant	1 1,920	1 1,920	1 1,920
Clerks	16 1,993	16 1,993	16 1,993
Engineers	11 2,126	11 2,126	11 2,126
Cooks	4 2,160	4 2,160	4 2,160
Laundry foremen	3 2,206	3 2,206	3 2,206
Mechanics	7 2,041	7 2,041	7 2,041
Chauffeur	1 2,200	1 2,200	1 2,200
Salary range, \$1,680 to \$2,040; average, \$1,860—			
Acting assistant surgeons	10 1,848	10 1,848	10 1,848
Nurses	304 1,737	298 1,731	298 1,731
Aids	24 1,775	22 1,718	22 1,718
Dietitians	6 1,800	6 1,800	6 1,800
Attending specialists	2 1,800	2 1,800	2 1,800
Dental mechanics	2 1,900	2 1,900	2 1,900
Hospital service workers	2 1,860	2 1,860	2 1,860
Laboratorians	3 2,020	3 2,020	3 2,020
Engineers	13 1,856	13 1,856	13 1,856
Dairyman	1 1,740	1 1,740	1 1,740
Dental assistants	2 1,760	2 1,760	2 1,760

*Estimates of appropriations required for the service of the fiscal year ending June 30, 1928—Continued*

General object (title of appropriation), date of acts, references to Statutes at Large, or to Revised Statutes, and estimated amount required for each detailed object	Estimated expenditures, 1928 appropriation		Estimated expenditures, 1927 appropriation		Expended and obligated, 1926	Total amount to be appropriated under each head of appropriation	Amount appropriated for the fiscal year ending June 30, 1927
Pay of Personnel and Maintenance of Hospitals, Public Health Service—Con.							
Field service—Continued.							
Salaries and wages—Continued.							
Salary range, \$1,320 to \$1,690; average, \$1,500—	Average—		Average—		Average—		
	No.	Salary	No.	Salary	No.	Salary	
Acting assistant surgeons.....	12	\$1,572	11	\$1,477	11	\$1,578	
Internes.....	3	1,633	3	1,633	3	1,633	
Attending specialists.....	7	1,480	7	1,480	7	1,480	
Druggists.....	5	1,596	5	1,596	5	1,596	
Dental mechanics.....	2	1,440	2	1,440	2	1,440	
Laboratorians.....	4	1,508	4	1,508	4	1,508	
Clerks.....	58	1,540	58	1,540	58	1,540	
Engineers.....	13	1,557	13	1,557	13	1,557	
Mechanics.....	23	1,450	23	1,450	23	1,450	
Dairyman.....	1	1,380	1	1,380	1	1,380	
Cooks.....	47	1,627	47	1,627	47	1,627	
Chauffeurs.....	7	1,440	7	1,440	7	1,440	
Butcher warehouseman.....	1	1,320	1	1,320	1	1,320	
Packers.....	4	1,560	4	1,560	4	1,560	
Attendants.....	26	1,368	26	1,368	26	1,368	
Salary range, \$1,140 to \$1,500; average, \$1,320—							
Chauffeurs.....	21	1,282	21	1,282	21	1,282	
Salary range, \$1,020 to \$1,260; average, \$1,140—							
Acting assistant surgeons.....	21	1,231	21	1,231	21	1,231	
Internes.....	10	1,121	10	1,121	10	1,121	
Druggists.....	2	1,140	2	1,140	2	1,140	
Laboratorian.....	1	1,140	1	1,140	1	1,140	
Attending specialists.....	24	1,200	24	1,200	24	1,200	
Dental mechanic.....	1	1,200	1	1,200	1	1,200	
Hospital service worker.....	1	1,240	1	1,240	1	1,240	
Clerks.....	101	1,231	101	1,231	101	1,231	
Mechanics.....	17	1,043	17	1,043	17	1,043	
Laundry foremen.....	14	1,256	14	1,256	14	1,256	
Dental assistant.....	1	1,260	1	1,260	1	1,260	
Cooks.....	15	1,244	15	1,244	15	1,244	
Firemen.....	12	1,248	12	1,248	12	1,248	
Watchmen.....	4	1,020	4	1,020	4	1,020	
Messengers.....	2	1,080	2	1,080	2	1,080	
Attendants.....	725	1,072	725	1,072	725	1,072	
Salary range, \$780 to \$1,020; average, \$900—							
Acting assistant surgeons.....	12	900	12	900	12	900	
Internes.....	1	960	1	960	1	960	
Attending specialists.....	7	890	7	890	7	890	
Clerks.....	15	812	15	812	15	812	
Foremen.....	20	970	20	970	20	970	
Watchmen.....	17	891	17	891	17	891	
Attendants.....	283	870	239	887	239	887	
Inspectresses.....	31½	944			6½	900	
Salary range, \$600 to \$780; average, \$690—							
Acting assistant surgeons.....	21	620	21	620	21	620	
Internes.....	2	600	2	600	2	600	
Attending specialists.....	15	608	15	608	15	608	
Mechanics.....	9	765	9	765	9	765	
Cooks.....	19	778	19	778	19	778	
Messengers.....	4	675	4	675	4	675	
Attendants.....			31	649	31	649	
Inspectresses.....					1½	720	
Salary range, \$420 to \$600; average, \$510—							
Acting assistant surgeons.....	3	440	3	440	3	440	
Attending specialist.....	1	480	1	480	1	480	
Messengers.....	2	510	2	510	2	510	
Attendants.....	20	450	20	450	20	450	
Inspectress.....					½	420	
Salary range, \$240 to \$420; average, \$330—							
Acting assistant surgeon.....	1	260	1	260	1	260	
Laboratorian.....	1	300	1	300	1	300	
Attending specialists.....	5	325	5	325	5	325	
Clerks.....	3	288	3	288	3	288	
Attendants.....	8	320	8	320	8	320	
Salary range, \$1 to \$240; average, \$120—							
Acting assistant surgeon.....	1	115	1	115	1	115	
Attending specialist.....	1	200	1	200	1	200	
Attendants.....	30	180	30	180	30	180	
Total average number of employees.....	2,448½		2,382		2,390½		
Total salaries and wages, field service.....	3,509,190		3,405,485		3,414,011		
Deduct allowances for subsistence, lodging, etc.....	724,581		708,314		708,320		
Cash payment, salaries and wages.....	2,784,609		2,697,171		2,705,691		
01 Total personal services.....	2,984,609		2,949,419		2,953,012		
Supplies and materials:							
0200 Stationery and office supplies.....	65,477		65,477		58,477		
0210 Medical and hospital supplies.....	134,037		110,527		107,859		
0220 Scientific and education supplies.....	5,908		5,908		5,908		
0230 Fuel.....	173,926		173,926		173,926		
0250 Forage.....	38,218		38,218		38,218		
0260 Provisions.....	1,077,102		1,077,102		1,060,247		
0280 Sundry supplies.....	71,553		71,553		66,696		
02 Total supplies and materials.....	1,566,221		1,543,711		1,511,328		
03 Subsistence and support of persons.....	526,411		525,011		517,872		
04 Subsistence and care of animals and vehicles.....	364		364		364		

*Estimates of appropriations required for the service of the fiscal year ending June 30, 1928—Continued*

General object (title of appropriation), date of acts, references to Statutes at Large, or to Revised Statutes, and estimated amount required for each detailed object				Total amount to be appropriated under each head of appropriation	Amount appropriated for the fiscal year ending June 30, 1927
<i>Pay of Personnel and Maintenance of Hospitals, Public Health Service—Con.</i>					
	Estimated expenditures, 1928 appropriation	Estimated expenditures, 1927 appropriation	Expended and obligated, 1926		
Communication service:					
0500 Telegraph service.....	\$937	\$937	\$937		
0510 Telephone service.....	22,426	22,426	22,426		
05 Total communication service.....	23,363	23,363	23,363		
06 Travel expense.....	59,720	47,720	57,720		
07 Transportation of things.....	67,885	64,385	66,885		
09 Advertising.....	14	14	14		
10 Furnishing of heat, light, and power.....	166,949	166,949	166,949		
Rents:					
1100 Rents of buildings and structures.....	33,228	33,228	33,228		
1110 Other rents.....	4,716	4,716	4,716		
11 Total rents.....	37,944	37,944	37,944		
12 Repairs and alterations.....	20,986	20,986	26,986		
Special and miscellaneous current expenses:					
1373 Laundry and towel service.....	23,836	21,436	22,036		
1375 Ashes, garbage, and snow removal.....	2,162	2,162	2,162		
1380 Special and miscellaneous current expenses.....	4,252	4,252	4,252		
13 Total special and miscellaneous current expenses.....	30,250	27,850	28,450		
22 Burial expenses.....	24,719	24,719	24,719		
Equipment:					
3002 Motor vehicles, passenger carrying.....	3,000	6,000			
3010 Furniture, furnishings, and fixtures.....	33,505	33,505	33,505		
3020 Educational, scientific, and recreation equipment.....	46,983	46,983	46,983		
3040 Livestock.....	933	933	933		
3050 Other equipment.....	31,508	31,508	31,508		
30 Total equipment.....	115,929	118,929	112,929		
Total.....	5,625,364	5,550,364	5,528,535		
Less reimbursements Veterans' Bureau.....	300,364	300,364	300,364		
Net total.....	5,325,000	5,250,000	5,228,171		

All sums received by the Public Health Service during the fiscal year [1927] 1928, except allotments and reimbursements on account of patients of the United States Veterans' Bureau, shall be covered into the Treasury as miscellaneous receipts.

*Quarantine Service—*

Quarantine service: For maintenance and ordinary expenses, exclusive of pay of officers and employees, of United States quarantine stations, including the exchange, maintenance, repair, and operation of motor-propelled passenger-carrying vehicles, and including not exceeding [\$5,000] \$2,000 for the purchase of motor-propelled passenger-carrying vehicles (at a cost not to exceed \$1,000 each including the value of any vehicle exchanged, except for ambulances) (acts Aug. 14, 1912, vol. 37, p. 309; Mar. 2, 1926, vol. 44, p. 148)

\$460,000.00

\$460,000.00

	Estimated expenditures, 1928 appropriation	Estimated expenditures, 1927 appropriation	Expended and obligated, 1926
Supplies and materials:			
0200 Stationery and office supplies.....	\$650.00	\$650.00	\$650.00
0205 Cleaning and toilet supplies.....	5,000.00	5,000.00	4,507.80
0210 Medical and hospital supplies.....	1,000.00	1,000.00	770.08
0230 Fuel.....	48,000.00	48,000.00	48,003.61
0233 Gasoline and fuel oils.....	25,000.00	25,000.00	24,322.38
0250 Forage and other supplies for animals.....	2,000.00	2,000.00	1,441.56
0260 Provisions (subsistence supplies).....	65,000.00	65,000.00	64,870.51
0277 Chemicals (for fumigating).....	92,000.00	92,000.00	89,478.76
0282 Kerosene and lubricants.....	5,000.00	5,000.00	4,629.03
0284 Miscellaneous supplies (includes ice).....	14,000.00	14,000.00	14,216.03
0294 Lumber.....	1,000.00	1,000.00	990.89
0296 Paint and painters' materials.....	3,000.00	3,000.00	2,628.52
02 Total supplies and materials.....	261,650.00	261,650.00	256,509.17
Communication service:			
0500 Telegraph service.....	250.00	250.00	275.68
0510 Telephone service.....	8,000.00	8,000.00	7,638.12
05 Total communication service.....	8,250.00	8,250.00	7,913.80

*Estimates of appropriations required for the service of the fiscal year ending June 30, 1928—Continued*

General object (title of appropriation), date of acts, references to Statutes at Large, or to Revised Statutes, and estimated amount required for each detailed object

Total amount to be appropriated under each head of appropriation

Amount appropriated for the fiscal year ending June 30, 1927

*Quarantine Service—Continued.*

	Estimated expenditures, 1928 appropriation	Estimated expenditures, 1927 appropriation	Expended and obligated, 1926
Travel expenses:			
0600 Commercial transportation.....	\$8,000.00	\$8,000.00	\$8,126.43
0610 Local transportation.....	3,500.00	3,500.00	3,456.60
06 Total travel expenses.....	11,500.00	11,500.00	11,583.03
Transportation of things (service):			
0700 Freight and incidental charges.....	11,000.00	11,000.00	11,290.37
0730 Local transportation of things (drayage, etc.).....	4,000.00	4,000.00	4,093.02
07 Total transportation of things.....	15,000.00	15,000.00	15,383.39
10 Furnishing of heat, light, power, water, gas, electricity.....	18,000.00	18,000.00	17,488.83
Rents:			
1100 Rent of buildings and structures.....	25,000.00	25,000.00	24,164.27
1110 Other rents.....	7,000.00	7,000.00	6,824.38
11 Total rents.....	32,000.00	32,000.00	30,988.65
Repairs and alterations:			
1280 Repairs and alterations to boats.....	45,000.00	57,600.00	44,163.23
1280 Repairs to motor vehicles.....	5,000.00	5,000.00	5,083.64
12 Total repairs and alterations.....	50,000.00	62,600.00	49,246.87
Special and miscellaneous current expenses:			
1370 Special and miscellaneous services not specified.....	2,000.00	2,000.00	2,068.19
1373 Laundry and towel service.....	6,000.00	6,000.00	5,727.27
13 Total special and miscellaneous services.....	8,000.00	8,000.00	7,795.46
Equipment:			
3002 Motor vehicles, passenger-carrying.....	2,000.00	5,000.00	676.00
3002 Motor vehicles, other than passenger-carrying.....	2,100.00	2,500.00	676.00
3010 Furniture, furnishings, and fixtures.....	6,000.00	6,000.00	6,058.65
3022 Laboratory equipment.....	1,000.00	1,000.00	940.48
3051 Heat, light, power, water, refrigeration, and electric equipment.....	1,500.00	1,500.00	1,543.06
3052 Tools.....	1,000.00	1,000.00	1,049.01
3053 Floating equipment.....	16,000.00		29,400.00
3053 Equipment for boats.....	7,000.00	7,000.00	6,211.46
3057 Laundry equipment and parts.....	1,000.00	1,000.00	606.90
3058 Equipment for disinfecting and fumigating.....	14,000.00	14,000.00	12,956.64
3059 Special and miscellaneous equipment.....	4,000.00	4,000.00	4,267.68
30 Total equipment.....	55,600.00	43,000.00	63,718.88
Total.....	460,000.00	460,000.00	460,628.08

*Preventing the Spread of Epidemic Diseases—*

Prevention of epidemics: To enable the President, in case only of threatened or actual epidemic of cholera, typhus fever, yellow fever, smallpox, bubonic plague, Chinese plague or black death, trachoma, influenza, Rocky Mountain spotted fever, or infantile paralysis, to aid State and local boards or otherwise, in his discretion, in preventing and suppressing the spread of the same, and in such emergency in the execution of any quarantine laws which may be then in force, **[\$430,000]** \$400,000, including the purchase of newspapers and clippings from newspapers containing information relating to the prevalence of disease and the public health (*acts Aug. 14, 1912, vol. 37, p. 309; Mar. 2, 1926, vol. 44, p. 148*)

\$400,000.00

\$430,000.00

	Estimated expenditures, 1928 appropriation	Estimated expenditures, 1927 appropriation	Expended and obligated, 1926
Field service:			
Salaries and wages—			
Salary range, \$5,200 to \$6,000; average, \$5,000—	Average—		
Acting assistant surgeon.....	No. 1	Salary \$5,200	No. 1
Salary range, \$3,800 to \$5,000; average, \$4,400—	Average—		
Special expert.....	1	4,200	1
Acting assistant surgeons.....	9	4,111	8
Salary range, \$3,300 to \$3,900; average, \$3,600—	Average—		
Acting assistant surgeons.....	5	3,580	3
Sanitary inspector.....	1	3,600	1
Salary range, \$3,000 to \$3,600; average, \$3,300—	Average—		
Acting assistant surgeon.....	1	3,300	3
Scientific assistant.....			1
Salary range, \$2,700 to \$3,300; average, \$3,000—	Average—		
Acting assistant surgeons.....	3	2,800	3
Construction engineers.....			1

14825—26—58

## Estimates of appropriations required for the service of the fiscal year ending June 30, 1928—Continued

General object (title of appropriation), date of acts, references to Statutes at Large, or to Revised Statutes, and estimated amount required for each detailed object				Total amount to be appropriated under each head of appropriation	Amount appropriated for the fiscal year ending June 30, 1927
<i>Preventing the Spread of Epidemic Diseases—Continued.</i>					
	Estimated expenditures, 1928 appropriation	Estimated expenditures, 1927 appropriation	Expended and obligated, 1926		
Field service—Continued.					
Salaries and wages—Continued.					
Salary range, \$2,400 to \$3,000; average, \$2,700—	Average—	Average—	Average—		
Inspectors.....	No. Salary	No. Salary	No. Salary		
Chief nurse.....	3 \$3,000	1 \$2,700	1½ \$2,825		
Salary range, \$2,100 to \$2,700; average, \$2,400—					
Inspectors.....	1 2,600	1 2,600	1½ 2,600		
Scientific assistants.....	7 2,446	7 2,446	7½ 2,446		
Salary range, \$1,860 to \$2,400; average, \$2,100—	2 2,500	1 2,400	1½ 2,400		
Chief fumigators.....			2½ 2,007		
Field assistant.....	1 2,100				
Inspectors.....	18 2,100	13 2,100	25½ 2,100		
Special nurses.....	10 2,040	10 2,040	6½ 2,040		
Salary range, \$1,680 to \$2,040; average, \$1,860—					
Inspectors.....	5 1,822	5 1,822	5 1,822		
Laboratory assistants.....	1 1,800	1 1,800	1½ 1,800		
Chief nurse.....			1½ 1,800		
Scientific assistant.....	1 2,100	1 1,800	1½ 1,800		
Field assistant.....			1½ 1,920		
Acting assistant surgeons.....	3 1,880	3 1,880	1 2,040		
Clerk-inspectors.....			1½ 1,860		
Fumigators.....			8½ 1,740		
Salary range, \$1,500 to \$1,860; average, \$1,680—					
Chief fumigators.....			1½ 1,680		
Ship keeper.....			1½ 1,540		
Acting assistant surgeons.....			3½ 1,500		
Fumigators.....			1½ 1,740		
Foremen.....	10 1,740		10 1,675		
Clerks.....	2 1,680	4 1,620	8½ 1,620		
Salary range, \$1,320 to \$1,680; average, \$1,500—					
Stenographers.....	2 1,500	1 1,500	1 1,500		
Laboratory aid.....			1½ 1,500		
Field assistant.....	1 1,440	1 1,440	1½ 1,440		
Acting assistant surgeons.....	4 1,485	4 1,485	5½ 1,489		
Laborers.....	12 1,620	12 1,570	12 1,570		
Inspectors.....	1 1,500	1 1,452	3½ 1,462		
Attendants.....	4 1,480	4 1,480	2½ 1,456		
Salary range, \$1,140 to \$1,500; average, \$1,320—					
Laborers.....	8 1,260	8 1,60	9½ 1,260		
Trappers.....	19 1,260	9 1,230	22½ 1,230		
Clerks.....	2 1,170	2 1,170	7 1,210		
Acting assistant surgeons.....	3 1,200	3 1,200	4½ 1,200		
Fumigators.....	1 1,440	1 1,440	7½ 1,353		
Inspectress.....			1½ 1,320		
Inspectors.....			5½ 1,244		
Laboratory attendants.....	2 1,200	2 1,200	1½ 1,320		
Janitor.....	1 1,200	1 1,200	1½ 1,320		
Field assistant.....			1½ 1,200		
Salary range, \$1,020 to \$1,260; average, \$1,140—					
Attendants.....	4 1,168	4 1,168	2½ 1,168		
Salary range, \$900 to \$1,140; average, \$1,020—					
Acting assistant surgeons.....			1½ 900		
Salary range, \$780 to \$1,020; average, \$900—					
Inspectors.....	2 870	2 870	2½ 879		
Clerk.....	1 900	1 900	1 900		
Attendants.....	6 900	6 900	3½ 900		
Salary range, \$600 to \$780; average, \$690—					
Attendant.....	1 760	1 760	1 760		
Storekeeper.....	1 600	1 600	1 600		
Acting assistant surgeon.....	1 720	1 720	1½ 720		
Clerks.....	2 660	2 660	3½ 683		
Fumigators.....			4½ 720		
Salary range, \$420 to \$600; average, \$510—					
Nurses.....			1½ 480		
Salary range, \$240 to \$420; average, \$330—					
Inspectress.....			1½ 240		
Janitor.....	1 300	1 300	1 300		
Salary less than \$240—					
Acting assistant surgeons.....			1½ 120		
Laborers.....			2½ 154		
Field agent.....	1 12	1 12	1 12		
Total average number of employees.....	165	138½	232½		
Total salaries and wages, field service.....	311,696	262,348	399,806		
Deduct allowances for subsistence, lodging, etc.....	12,300	12,300	8,020		
Cash payment, salaries and wages.....	299,396	250,048	391,785		
Per diem and fee basis employees whose compensation computed for salary rate purposes is indeterminate.....					
Acting assistant surgeons.....	1,500	1,500	886		
Sheep herders.....	350	300	100		
Rodent bounty.....			4,180		
Miscellaneous.....	1,000	1,000	775		
	2,850	2,800	5,966		
01 Total personal services.....	302,246	252,848	397,723		
The difference between 1928 and 1927 is due to increase in force, \$49,398.					



## Estimates of appropriations required for the service of the fiscal year ending June 30, 1928—Continued

General object (title of appropriation), date of acts, references to Statutes at Large, or to Revised Statutes, and estimated amount required for each detailed object				Total amount to be appropriated under each head of appropriation	Amount appropriated for the fiscal year ending June 30, 1927
<b>Preventing the Spread of Epidemic Diseases—Continued.</b>					
	Estimated expenditures, 1928 appropriation	Estimated expenditures, 1927 appropriation	Expended and obligated, 1926		
Supplies and materials:					
0200 Stationery and office supplies.....	\$750.00	\$600.00	\$643.85		
0210 Medical and hospital supplies.....	3,900.00	3,700.00	3,596.63		
0214 Laboratory supplies.....	800.00	500.00	721.15		
0220 Scientific and educational supplies.....	2,800.00	1,156.00	1,062.24		
0230 Fuel.....	2,900.00	2,300.00	2,151.89		
0250 Forage for animals.....	1,900.00	800.00	722.12		
0260 Provisions.....	15,211.00	13,828.00	11,373.17		
0270 Powder, projectiles, etc.....			5,917.02		
0280 Sundry supplies.....	2,000.00	1,350.00	1,262.61		
0290 Materials.....	750.00	550.00	485.91		
02 Total supplies and materials.....	30,011.00	24,784.00	27,936.49		
03 Subsistence and support of persons.....			105.00		
04 Subsistence and care of animals.....	650.00	500.00	509.24		
Communication service:					
0500 Telegraph service.....	1,805.00	1,605.00	1,576.72		
0510 Telephone service.....	925.00	825.00	725.17		
05 Total communication service.....	2,730.00	2,430.00	2,301.89		
06 Travel expenses.....	31,110.00	21,553.00	15,749.48		
07 Transportation of things.....	3,403.00	2,800.00	2,205.05		
10 Furnishing of heat, light, power, water, and electricity.....	1,600.00	1,000.00	904.03		
11 Rent of buildings and structures.....	10,080.00	9,380.00	10,397.85		
12 Repairs and alterations.....	250.00	200.00	71.28		
13 Special and miscellaneous current expenses.....	4,745.00	3,575.00	3,330.62		
Equipment:					
3002 Motor-vehicle equipment.....			998.20		
3010 Furniture, furnishings, and equipment.....	2,500.00	2,000.00	1,731.14		
3018 Office furniture and fixtures.....	125.00	100.00	110.50		
3019 Cleaning equipment and supplies.....	100.00	120.00	298.69		
3022 Scientific equipment.....	1,600.00	1,010.00	341.36		
3040 Laboratory animals.....	7,100.00	6,200.00	2,782.25		
3050 Other equipment.....	1,750.00	1,500.00	1,416.34		
30 Total equipment.....	13,175.00	10,930.00	7,678.48		
Reserve.....		100,000.00			
Total.....	400,000.00	430,000.00	468,912.41		

## Field Investigations of Public Health—

Field investigations: For investigations of diseases of man and conditions influencing the propagation and spread thereof, including sanitation and sewage, and the pollution of navigable streams and lakes of the United States, including personal services (*acts Aug. 14, 1912, vol. 37, p. 309; Mar. 2, 1926, vol. 44, p. 148*)

\$280,000.00

\$280,000.00

	Estimated expenditures, 1928 appropriation	Estimated expenditures, 1927 appropriation	Expended and obligated, 1926
Field service:			
Salaries and wages—			
Salary range, \$5,200 to \$6,000; average, \$5,600—	Average—	Average—	Average—
Statistician.....	No. 1 Salary \$5,200	No. 1 Salary \$5,200	No. 1 Salary \$5,200
Sanitary engineer.....	1 5,200	1 5,200	1 5,200
Salary range, \$3,800 to \$5,000; average, \$4,400—			
Sanitary engineer.....	1 5,000	1 5,000	1 4,750
Research assistant.....	1 4,600	1 4,600	1 4,600
Special expert.....	1 4,600	1 4,600	1 4,600
Associate sanitary engineers.....	2 4,200	2 4,200	1 4,200
Epidemiologist.....	1 4,200	1 4,200	1 4,200
Associate statistician.....	1 4,200	1 4,200	1 4,200
Associate chemist.....	1 4,200	1 4,200	1 4,200
Acting assistant surgeon.....	1 4,000	1 4,000	1 4,000
Physicist.....	1 3,800	1 3,800	1 3,800
Salary range, \$3,300 to \$3,900; average, \$3,600—			
Acting assistant surgeon.....	1 3,800	1 3,800	1 3,700
Biochemist.....	1 3,800	1 3,800	1 3,800
Associate milk specialists.....	2 3,600	2 3,600	1 3,600
Salary range, \$3,000 to \$3,600; average, \$3,300—			
Special expert.....	1 3,600	1 3,600	1 3,600
Associate entomologist.....	1 3,600	1 3,600	1 3,300
Associate statistician.....	1 3,600	1 3,600	1 3,600
Associate milk specialist.....	1 3,200	1 3,200	1 3,200
Salary range, \$2,700 to \$3,300; average, \$3,000—			
Associate biologist.....	1 3,200	1 3,100	1 3,100
Physicist.....	1 3,000	1 3,000	1 3,000
Psychologist.....			1 3,000
Salary range, \$2,400 to \$3,000; average, \$2,700—			
Assistant sanitary engineers.....	2 2,600	1 2,600	2 2,750
Assistant physiological chemist.....	1 2,800	1 2,800	1 2,800
Acting assistant surgeon.....	1 2,800	1 2,800	1 2,600
Assistant limnologist.....	1 2,700	1 2,700	1 2,700
Assistant statistician.....	1 2,700	1 2,700	1 2,700
Assistant chemist.....	1 2,500	1 2,500	
Technical assistant.....	1 2,400	1 2,400	1 2,400

## Estimates of appropriations required for the service of the fiscal year ending June 30, 1928—Continued

General object (title of appropriation), date of acts, references to Statutes at Large, or to Revised Statutes, and estimated amount required for each detailed object	Total amount to be appropriated under each head of appropriation		Amount appropriated for the fiscal year ending June 30, 1927	
Field Investigations of Public Health—Continued.				
	Estimated expenditures, 1928 appropriation		Estimated expenditures, 1927 appropriation	
	Expended and obligated, 1926			
Field service—Continued.				
Salaries and wages—Continued.				
Salary range, \$2,100 to \$2,700; average, \$2,400—				
Physicist.....				
Technical assistants in sanitary engineering				
Salary range, \$1,860 to \$2,400; average, \$2,100—				
Field assistant.....				
Special field agent.....				
Assistant chemist.....				
Special nurses.....				
Psychiatric social worker.....				
Statistical clerk.....				
Medical social worker.....				
Technical assistant.....				
Technical assistant in bacteriology.....				
Assistant bacteriologist.....				
Sanitary inspector.....				
Junior biochemist.....				
Salary range, \$1,680 to \$2,040; average, \$1,860—				
Junior statistician.....				
Senior statistical clerk.....				
Clerk.....				
Salary range, \$1,500 to \$1,860; average, \$1,680—				
Special nurses.....				
Stenographers.....				
Clerk translator.....				
Secretary-stenographers.....				
Field assistant.....				
Occupational therapy aid.....				
Stenographer-typist.....				
Statistical clerks.....				
Microscopist.....				
Clerks.....				
Laboratory assistant.....				
Acting assistant surgeon.....				
Junior statistical clerks.....				
Scientific assistant.....				
Chief rat trapper.....				
Junior civil engineer.....				
Technical assistant.....				
Salary range, \$1,320 to \$1,680; average, \$1,500—				
Surgeon's assistant.....				
Statistical clerks.....				
Operative.....				
Stenographers.....				
Junior statistical clerks.....				
Clerks.....				
Copyist topographer.....				
Stenographer-typists.....				
Salary range, \$1,140 to \$1,500; average, \$1,320—				
Stenographer-typists.....				
Animal breeder.....				
Clerks.....				
Laboratory attendants.....				
Junior statistical clerk.....				
Scientific assistant.....				
Typist.....				
Salary range, \$1,020 to \$1,260; average, \$1,140—				
Filter operators.....				
Laboratory attendants.....				
Laborer.....				
Occupational therapy aid.....				
Salary range, \$780 to \$1,140; average, \$1,080—				
Unskilled laboratory attendant.....				
Salary range, \$600 to \$780; average, \$690—				
Attendant.....				
Scientific assistant.....				
Medical social worker.....				
Salary range, \$420 to \$600; average, \$510—				
Laboratory attendant.....				
Salary range, \$240 to \$420; average, \$330—				
Microscopic aid.....				
Laboratory attendant.....				
Collaborating chemists.....				
Salary less than \$240—				
Laboratory attendant.....				
Attendants.....				
Attendant.....				
Special and miscellaneous payments for personal services (part time and per diem employees)—				
Laborers.....				
Typist-clerk.....				
Clerk.....				
Consultants.....				
Scientific assistant.....				
Total average number of employees.....				
Total salaries and wages, field service.....				
The difference between 1928 and 1927 is due to net decrease in force, \$285.				

1 Represents total for this class and not rate per annum.

## Estimates of appropriations required for the service of the fiscal year ending June 30, 1928—Continued

General object (title of appropriation), date of acts, references to Statutes at Large, or to Revised Statutes, and estimated amount required for each detailed object				Total amount to be appropriated under each head of appropriation	Amount appropriated for the fiscal year ending June 30, 1927
<b>Field Investigations of Public Health—Continued.</b>					
	Estimated expenditures, 1928 appropriation	Estimated expenditures, 1927 appropriation	Expended and obligated, 1926		
Supplies and materials:					
0203 Photographic supplies.....	\$330.00	\$330.00	\$444.96		
0205 Cleaning and toilet supplies.....	50.00	50.00	48.50		
0211 Drugs and medicinal preparations.....	1,100.00	1,100.00	1,470.06		
0214 Laboratory supplies.....	1,450.00	1,450.00	1,311.77		
0231 Coal.....	550.00	550.00	535.50		
0250 Forage and other supplies for animals.....	400.00	400.00	390.20		
0284 Miscellaneous supplies.....	2,200.00	2,200.00	2,011.10		
0290 Materials.....	130.00	130.00	129.77		
02 Total supplies and materials.....	6,210.00	6,210.00	6,341.86		
03 Subsistence and support of persons (services).....	2,300.00	2,300.00	2,543.07		
04 Subsistence and care of animals (services).....	400.00	400.00	423.32		
05 Communication service.....	1,580.00	1,540.00	1,794.25		
06 Travel expenses.....	25,630.00	25,630.00	28,726.19		
07 Transportation of things.....	2,190.00	2,190.00	2,533.66		
08 Photographic services.....	90.00	90.00	173.28		
10 Furnishing of light, power, water, and electricity.....	1,700.00	1,700.00	1,675.95		
Rents:					
1101 Rent of office space.....	600.00	600.00	814.26		
1102 Rent of laboratory space.....			185.00		
1112 Rent of motor equipment.....			14.00		
1115 Rent of miscellaneous equipment.....	1,550.00	1,550.00	1,412.66		
11 Total rents.....	2,150.00	2,150.00	2,426.92		
12 Repairs and alterations.....	766.00	766.00	886.87		
13 Special and miscellaneous current expenses.....	900.00	725.00	961.12		
Equipment:					
3010 Furniture, furnishings, and fixtures.....	1,250.00	1,250.00	2,072.71		
3021 Educational equipment.....	525.00	525.00	392.89		
3022 Scientific equipment.....	3,780.00	3,700.00	4,733.70		
3040 Laboratory animals.....	1,350.00	1,350.00	563.62		
3053 Transporting and conveying equipment (other than passenger-carrying vehicles).....			665.10		
30 Total equipment.....	6,905.00	6,825.00	8,428.02		
Total.....	280,000.00	280,000.00	277,558.01		
<b>Interstate Quarantine Service—</b>					
Interstate quarantine service: For cooperation with State and municipal health authorities in the prevention of the spread of contagious and infectious diseases in interstate traffic ( <i>acts Aug. 14, 1912, vol. 37, p. 309; Mar. 2, 1926, vol. 44, p. 148</i> )				\$71,000.00	\$69,000.00
	Estimated expenditures, 1928 appropriation	Estimated expenditures, 1927 appropriation	Expended and obligated, 1926		
Field service:					
Salary and wages—					
Salary range, \$5,200 to \$6,000; average, \$5,600—					
Sanitary engineer.....	No. 1 Salary \$5,200	No. 1 Salary \$5,200	No. 1 Salary \$5,200		
Salary range, \$3,800 to \$5,000; average, \$4,400—					
Associate sanitary engineers.....	5 4,200	5 4,200	4 4,200		
Salary range, \$3,300 to \$3,900; average, \$3,600—					
Associate sanitary engineers.....			2 3,600		
Salary range, \$3,000 to \$3,600; average, \$3,300—					
Assistant sanitary engineers.....			2 3,200		
Salary range, \$1,860 to \$2,400; average, \$2,100—					
Junior assistant sanitary engineer.....	1 2,400	1 2,400			
Technical assistants in sanitary engineering.....	2 2,200	2 2,200	3 2,098		
Pilot.....	1 2,040	1 2,040			
Salary range, \$1,680 to \$2,040; average, \$1,860—					
Pilot.....			1 1,940		
Technical assistant in sanitary engineering.....			1 1,800		
Marine engineer.....	1 1,740	1 1,740	1 1,740		
Inspector.....	1 1,800	1 1,800	1 1,800		
Salary range, \$1,320 to \$1,680; average, \$1,500—					
Clerk.....	1 1,440	1 1,440	1 1,440		
Salary range, \$1,140 to \$1,500; average, \$1,320—					
Clerk.....	1 1,320	1 1,320	1 1,320		
Attendants.....	1 1,260	1 1,260	2 1,260		
Salary range, \$1 to \$100; average, \$50—					
Collaborating sanitary engineers.....	32 70	32 70	31 70		
Collaborating sanitary epidemiologist.....			1 50		
Total average number of employees.....	47	47	49 1/2		
Total salaries and wages, field service.....	44,840.00	44,840.00	44,177.66		
Deduct allowances for subsistence, lodging, etc.....	1,440.00	1,440.00	2,355.00		
01 Cash payment, salaries and wages.....	43,400.00	43,400.00	41,942.66		

## Estimates of appropriations required for the service of the fiscal year ending June 30, 1928—Continued

General object (title of appropriation), date of acts, references to Statutes at Large, or to Revised Statutes, and estimated amount required for each detailed object	Total amount to be appropriated under each head of appropriation	Amount appropriated for the fiscal year ending June 30, 1927
--	--	--

## Interstate Quarantine Service—Continued.

	Estimated expenditures, 1928 appropriation	Estimated expenditures, 1927 appropriation	Expended and obligated, 1926
Supplies and materials:			
0200 Stationery and office supplies.....	\$70.00	\$70.00	\$70.13
0220 Scientific and educational supplies.....	1,200.00	1,165.00	1,162.11
0230 Fuel.....	1,000.00	1,000.00	1,929.13
0250 Provisions.....	1,000.00	1,000.00	1,524.00
0280 Sundry supplies.....	400.00	400.00	794.06
02 Total supplies and materials.....	3,670.00	3,635.00	5,480.33
Communication service:			
0500 Telegraph service.....	350.00	350.00	361.30
0510 Telephone service.....	100.00	100.00	102.20
05 Total communication service.....	450.00	450.00	463.50
Travel expenses:			
0615 Transportation.....	8,525.00	7,290.00	8,455.36
0616 Subsistence.....	12,315.00	10,635.00	10,038.97
06 Total travel expenses.....	20,840.00	17,925.00	18,494.33
07 Transportation of things (service).....	900.00	900.00	1,072.86
12 Repairs and alterations.....	1,000.00	1,000.00	795.24
Special and miscellaneous current expenses:			
1373 Laundry.....	150.00	100.00	222.87
1380 Miscellaneous expenses.....	75.00	75.00	86.00
13 Total special miscellaneous current expenses.....	225.00	175.00	308.87
Equipment:			
3010 Furniture, furnishings, and fixtures.....	200.00	200.00	563.75
3020 Educational, scientific, and recreational equipment.....	15.00	15.00	17.30
3050 Other equipment.....	300.00	300.00	523.73
30 Total equipment.....	515.00	515.00	1,104.78
Reserve.....		1,000.00	
Total.....	71,000.00	69,000.00	69,662.67

## Studies of Rural Sanitation, Public Health Service—

Rural sanitation: For special studies of, and demonstration work in, rural sanitation, including personal services, and including not to exceed \$5,000 for the purchase, maintenance, repair, and operation of motor-propelled passenger-carrying vehicles, [\$75,000] \$73,000: *Provided*, That no part of this appropriation shall be available for demonstration work in rural sanitation in any community unless the State, county, or municipality in which the community is located agrees to pay one-half the expenses of such demonstration work (*acts Aug. 14, 1912, vol. 37, p. 309; Mar. 2, 1926, vol. 44, p. 148*)

\$73,000.00

\$75,000.00

	Estimated expenditures, 1928 appropriation	Estimated expenditures, 1927 appropriation	Expended and obligated, 1926
Field service:			
Salaries and wages—			
Salary range, \$2,400 to \$3,000; average, \$2,700—			
Field agents.....	Average— No. 5½ Salary \$2,400	Average— No. 5½ Salary \$2,400	Average— No. 5½ Salary \$2,436
Salary range, \$1,860 to \$2,400; average, \$2,100—			
Field agent.....	1 2,200	1 2,200	1 2,200
Senior clerk.....	1 2,100	1 2,100	1 2,100
Salary range, \$1,680 to \$2,040; average, \$1,860—			
Inspector.....	1 1,800	1 1,800	1 1,800
Field agent.....	1 1,700	1 1,700	1 1,700
Salary range, \$1,500 to \$1,860; average, \$1,680—			
Field agents.....	2 1,550	2 1,550	2 1,550
Inspectors.....	1½ 1,500	1½ 1,500	1½ 1,500
Salary range, \$1,140 to \$1,500; average, \$1,320—			
Field agents.....	1½ 1,200	2 1,200	2 1,200
Inspectors.....	3 1,317	3 1,317	3 1,317
Salary range, \$900 to \$1,140; average, \$1,020—			
Field agents.....	2 1,000	2 1,000	2 1,000
Salary range, \$750 to \$1,020; average, \$900—			
Field agents.....	4 900	4 900	4 900
Nurses.....	2 900	2 900	2 900
Inspectors.....	4 850	4 850	4 850
Salary range, \$600 to \$750; average, \$680—			
Field agents.....	8 600	10 600	10 600
Inspectors.....	2 600	2 600	2 600
Nurses.....	3 600	3 600	3 600

*Estimates of appropriations required for the service of the fiscal year ending June 30, 1928—Continued*

General object (title of appropriation), date of acts, references to Statutes at Large, or to Revised Statutes, and estimated amount required for each detailed object

Total amount to be appropriated under each head of appropriation

Amount appropriated for the fiscal year ending June 30, 1927

*Studies of Rural Sanitation, Public Health Service—Continued.*

	Estimated expenditures, 1928 appropriation	Estimated expenditures, 1927 appropriation	Expended and obligated, 1926
Field service—Continued.			
Salaries and wages—Continued.			
Salary range, \$420 to \$600; average, \$510—	<i>Average—</i>	<i>Average—</i>	<i>Average—</i>
Field agent.....	No. 1 Salary \$525	No. 1 Salary \$525	No. 1 Salary \$525
Salary range, \$240 to \$420; average, \$330—			
Field agents.....	47 304	47 304	47 304
Inspector.....	1 300	1 300	1 300
Nurses.....	2 300	2 300	2 300
Total average number of employees.....	93 $\frac{1}{2}$	95 $\frac{1}{2}$	95 $\frac{1}{2}$
01 Total salaries and wages, field service.....	65,814	67,814	67,803
Communication service:			
0500 Telegraph service.....	125.00	125.00	146.07
0510 Telephone service.....	20.00	20.00	22.58
05 Total communication service.....	145.00	145.00	168.65
Travel expenses:			
0615 Transportation.....	2,350.00	1,650.00	1,690.30
0616 Subsistence.....	4,241.00	2,941.00	2,850.50
06 Total travel expenses.....	6,591.00	4,591.00	4,540.80
07 Transportation of things (service).....	450.00	450.00	447.55
30 Equipment (office furniture).....			40.00
Reserve.....		2,000.00	
Total.....	73,000.00	75,000.00	73,000.00

*Control of Biologic Products, Public Health Service—*

Biologic products: To regulate the propagation and sale of viruses, serums, toxins, and analogous products, including arsphenamine, and for the preparation of curative and diagnostic biologic products, including personal services of reserve commissioned officers and other personnel (*acts July 1, 1902, vol. 32, p. 725; Mar. 2, 1926, vol. 44, p. 148*)

\$45,000.00

\$45,000.00

	Estimated expenditures, 1928 appropriation	Estimated expenditures, 1927 appropriation	Expended and obligated, 1926
Field service:			
Salaries and wages—	<i>Average—</i>	<i>Average—</i>	<i>Average—</i>
Salary range, \$2,700 to \$3,300; average, \$3,000—	No. 1 Salary \$3,000	No. 1 Salary \$3,000	No. 1 Salary \$3,000
Associate bacteriologist.....	1 2,400	1 2,400	1 2,400
Salary range, \$1,860 to \$2,400; average, \$2,100—			
Laboratory assistant.....	1 2,400	1 2,400	1 2,250
Junior pharmacologist.....	1 2,100	1 2,100	$\frac{1}{2}$ 2,100
Clerk.....			
Salary range, \$1,680 to \$2,040; average, \$1,860—			
Engineer.....	1 2,040	1 2,040	1 2,040
Laboratory assistant.....	1 1,740	1 1,740	1 1,710
Salary range, \$1,320 to \$1,680; average, \$1,500—			
Laboratory assistants.....	2 1,680	2 1,680	1 1,620
Laboratory aid—technical clerk.....	1 1,500	1 1,500	$\frac{1}{2}$ 1,410
Laboratory attendants.....	2 1,440	2 1,440	2 1,420
Laboratory assistant.....	1 1,440	1 1,440	1 1,440
Salary range, \$1,140 to \$1,500; average, \$1,320—			
Laboratory attendants.....	2 1,260	2 1,260	$\frac{1}{2}$ 1,260
Total average number of employees.....	14	14	10 $\frac{1}{2}$
01 Total salaries and wages, field service.....	25,380.00	25,380.00	19,861.00
Supplies and materials:			
0214 Laboratory supplies.....	1,000.00	1,000.00	1,622.56
0250 Forage and other supplies for animals.....	7,000.00	7,000.00	7,384.24
2090 Materials.....	300.00	300.00	404.78
02 Total supplies and materials.....	8,300.00	8,300.00	9,411.58
05 Communication service.....	10.00	10.00	6.69
06 Travel expenses.....	1,500.00	1,500.00	2,186.82
07 Transportation of things.....	90.00	90.00	89.85
13 Special and miscellaneous current expenses.....	70.00	70.00	69.45
Equipment:			
3022 Scientific equipment.....	2,000.00	2,000.00	2,669.32
3043 Laboratory animals.....	7,650.00	7,650.00	10,569.32
30 Total equipment.....	9,650.00	9,650.00	13,238.64
Total.....	45,000.00	45,000.00	44,924.03

## Estimates of appropriations required for the service of the fiscal year ending June 30, 1928—Continued

General object (title of appropriation), date of acts, references to Statutes at Large, or to Revised Statutes, and estimated amount required for each detailed object	Total amount to be appropriated under each head of appropriation		Amount appropriated for the fiscal year ending June 30, 1927
<b>Expenses, Division of Venereal Diseases—</b>			
For the maintenance and expenses of the Division of Venereal Diseases, established by sections 3 and 4, Chapter XV, of the act approved July 9, 1918, including personal and other services in the field and in the District of Columbia, <b>[\$75,000]</b> \$70,000, of which amount not to exceed <b>[\$37,600]</b> \$28,000 may be expended for personal services in the District of Columbia (acts Aug. 14, 1912, vol. 37, p. 309; Mar. 2, 1926, vol. 44, p. 148)	\$70,000.00		\$75,000.00
	Estimated expenditures, 1928 appropriation	Estimated expenditures, 1927 appropriation	Expended and obligated, 1926
<b>Departmental service:</b>			
<b>Salaries—</b>			
Clerical, administrative, and fiscal service—			
Grade 10, \$3,300 to \$3,900; average, \$3,600—	Average—	Average—	Average—
Junior administrative officer.....	No. 1 Salary \$3,300	No. 1 Salary \$3,300	No. 1 Salary \$3,320
Grade 9, \$3,000 to \$3,600; average, \$3,300—			
Senior administrative assistant.....		1 3,000	1 3,000
Investigator.....		1 3,000	1 3,000
Grade 7, \$2,400 to \$3,000; average, \$2,700—			
Junior administrative assistant.....		1 2,500	1 2,583
Grade 5, \$1,860 to \$2,400; average, \$2,100—			
Senior investigating assistants.....	2 1,980	2 1,980	1 1/2 2,070
Senior clerk.....			1 1,860
Grade 4, \$1,680 to \$2,040; average, \$1,860—			
Clerks.....	3 1,880	3 1,860	3 1,814
Principal stenographer.....	1 1,860	1 1,860	1 1,800
Grade 3, \$1,500 to \$1,860; average, \$1,680—			
Assistant clerk.....	1 1,680	1 1,680	1 1,620
Senior stenographer.....	1 1,680	1 1,680	1 1,736
Grade 2, \$1,320 to \$1,680; average, \$1,500—			
Junior stenographer.....	1 1,680	1 1,680	1 1/2 1,560
Junior clerk-stenographers.....	2 1,320	2 1,320	1 1/2 1,549
Grade 1, \$1,140 to \$1,500; average, \$1,320—			
Under operator, office devices.....	1 1,440	1 1,440	1 1,440
<b>Professional and scientific service—</b>			
Grade 3, \$3,000 to \$3,600; average, \$3,300—			
Associate medical officers.....	1 3,600	2 3,600	1 3,475
<b>Subprofessional service—</b>			
Grade 4, \$1,500 to \$1,860; average, \$1,680—			
Junior library assistant.....			1 1,715
<b>Custodial service—</b>			
Grade 3, \$1,020 to \$1,260; average, \$1,140—			
Messenger.....	1 1,080	1 1,080	1 1,080
Total average number of employees.....	14 1/2	18	17 1/2
Total salaries, departmental service.....	28,000	37,600	36,785
<b>Field service:</b>			
<b>Salaries and wages—</b>			
Salary range, \$3,300 to \$3,900; average, \$3,600—			
Assistant director of educational work.....	1 3,600	1 3,600	1 3,600
Regional consultants.....	1 3,600	1 3,600	1 3,600
Acting assistant surgeons.....	2 3,000	1 3,600	1 3,600
Salary range, \$2,700 to \$3,300; average, \$3,000—			
Regional consultants.....	1 3,000	1 3,000	1 3,000
Lecturer.....	1 3,000	1 3,000	1 3,000
Assistant director of educational work.....	1 3,000		
Acting assistant surgeon.....	1 3,000		
Salary range, \$2,100 to \$2,700; average, \$2,400—			
Regional consultant.....	1 2,400	1 2,400	1 2,400
Salary range, \$1,860 to \$2,400; average, \$2,100—			
Acting assistant surgeon.....		1 2,000	1 2,000
Regional consultants.....			1 2,000
Bacteriologist.....	1 1,860	1 1,860	
Salary range, under \$240 per annum—			
Acting assistant surgeons.....	43 1	43 1	43 1
Scientific assistants.....	5 1	5 1	5 1
Total average number of employees.....	58	56	54 1/2
Total salaries and wages, field service.....	31,308	23,108	19,480
<b>01 Total personal services.....</b>	<b>59,308</b>	<b>60,708</b>	<b>56,265</b>
<b>Supplies and materials:</b>			
0200 Stationery and office supplies.....	250.00	350.00	313.63
0210 Medical and hospital supplies.....	300.00	300.00	160.00
0220 Scientific and educational supplies.....	100.00	200.00	
0280 Sundry supplies.....	50.00	75.00	6.46
0290 Materials.....	25.00	25.00	8.25
<b>02 Total supplies and materials.....</b>	<b>725.00</b>	<b>950.00</b>	<b>488.34</b>
<b>Communication service:</b>			
0500 Telegraph service.....	100.00	100.00	25.10
0510 Telephone service.....	500.00	500.00	416.46
<b>05 Total communication service.....</b>	<b>600.00</b>	<b>600.00</b>	<b>441.56</b>

*Estimates of appropriations required for the service of the fiscal year ending June 30, 1928—Continued*

General object (title of appropriation), date of acts, references to Statutes at Large, or to Revised Statutes, and estimated amount required for each detailed object				Total amount to be appropriated under each head of appropriation	Amount appropriated for the fiscal year ending June 30, 1927
<i>Expenses, Division of Venereal Diseases—Continued.</i>					
		Estimated expenditures, 1928 appropriation	Estimated expenditures, 1927 appropriation	Expended and obligated, 1926	
Travel expenses:					
0600 Commercial transportation.....		\$3,000.00	\$3,950.00	\$1,849.40	
0620 Mileage allowances.....		75.00	75.00	22.70	
0630 Per diem in lieu of subsistence.....		4,267.00	5,267.00	3,588.00	
0650 Sleeping-car, chair-car, and drawing-room fares.....		490.00	490.00	333.46	
0690 Special and miscellaneous expenses incident to travel.....		350.00	350.00	299.65	
06 Total travel expenses.....		8,182.00	10,132.00	6,093.21	
07 Transportation of things (service).....		300.00	350.00	133.54	
12 Repairs and alterations.....		75.00	100.00	254.53	
Equipment:					
3010 Furniture, furnishings, and fixtures.....		100.00	100.00	291.40	
3020 Educational, scientific, and recreational equipment.....		710.00	2,060.00	1,558.24	
30 Total equipment.....		810.00	2,160.00	1,849.64	
Total.....		70,000.00	75,000.00	65,525.82	
[Survey of Salt Marsh Areas, South Atlantic and Gulf States—]					
[For a preliminary survey of the salt-marsh areas of the South Atlantic and Gulf States, to determine the exact character of the breeding places of the salt-marsh mosquitoes, in order that a definite idea may be formed as to the best methods of controlling the breeding of such mosquitoes, fiscal year 1927, \$25,000, to be expended by the Public Health Service in cooperation with the Bureau of Entomology of the Department of Agriculture.]					\$25,000.00
		Estimated expenditures, 1928 appropriation	Estimated expenditures, 1927 appropriation	Expended and obligated, 1926	
Field service:					
Salaries and wages—					
Salary range, \$3,800 to \$5,000; average, \$4,400—					
Entomologist.....	Average—				
	No. Salary	No. Salary	No. Salary		
Associate sanitary engineer.....	1 \$4,200	1 4,200			
Salary range, \$2,100 to \$2,700; average, \$2,400—					
Technical assistant.....	3 2,600	3 2,600			
Sanitary inspectors.....	1 2,100	1 2,100			
Salary range, \$1,320 to \$1,680; average, \$1,500—					
Stenographer-typist.....	1 1,320	1 1,320			
Total average number of employees.....		4 1/3			
01 Total salaries and wages, field service.....			13,550		
Supplies and materials:					
0213 Chemicals.....			500		
0214 Laboratory supplies.....			500		
0284 Miscellaneous supplies.....			1,000		
02 Total supplies and materials.....			2,000		
05 Communication service.....			25		
06 Travel expenses.....			6,670		
07 Transportation of things.....			30		
11 Rent.....			450		
12 Repairs and alterations.....			75		
13 Special and miscellaneous current expenses.....			500		
Equipment:					
3010 Furniture, furnishings, and fixtures.....			200		
3022 Scientific equipment.....			1,000		
3053 Motor vehicle, other than passenger carrying.....			500		
30 Total equipment.....			1,700		
Total.....			25,000		
Total, Public Health Service.....				\$9,387,500.00	9,355,000.00

## Estimates of appropriations required for the service of the fiscal year ending June 30, 1928—Continued

General object (title of appropriation), date of acts, references to Statutes at Large, or to Revised Statutes, and estimated amount required for each detailed object				Total amount to be appropriated under each head of appropriation	Amount appropriated for the fiscal year ending June 30, 1927
<b>BUREAU OF THE MINT</b>					
<b>Salaries, Office of Director of the Mint—</b>					
Salaries: For the Director of the Mint and other personal services in the District of Columbia in accordance with the classification act of 1923 ( <i>R. S., 343; act Mar. 2, 1926, vol. 44, p. 148</i> )				\$34,000.00	\$33,400.00
	Estimated expenditures, 1928 appropriation	Estimated expenditures, 1927 appropriation	Expended and obligated, 1926		
<b>Departmental service:</b>					
<b>Salaries—</b>					
Clerical, administrative, and fiscal service—					
Grade 12, \$5,200 to \$6,000; average, \$5,600—					
Senior administrative officer (Director of the Mint)	Average— No. 1 Salary \$5,600	Average— No. 1 Salary \$5,600	Average— No. 1 Salary \$5,600		
Grade 11, \$3,800 to \$5,000; average, \$4,400—					
Administrative officer (Assistant Director)	1 4,400	1 3,800	1 3,800		
Grade 10, \$3,300 to \$3,900; average, \$3,600—					
Junior administrative officer (chief accountant)	1 3,600	1 3,600	1 3,600		
Grade 6, \$2,100 to \$2,700; average, \$2,400—					
Principal clerk	1 2,100	1 2,100	1 2,100		
Principal translator	1 2,600	1 2,600	1 2,500		
Grade 4, \$1,680 to \$2,040; average, \$1,860—					
Clerk	1 2,040	1 2,040	1 2,040		
Clerk-stenographer	1 1,680	1 1,680	1 1,680		
Grade 3, \$1,500 to \$1,960; average, \$1,680—					
Assistant clerk	1 1,560	1 1,560	1 1,595		
Grade 2, \$1,320 to \$1,680; average, \$1,500—					
Junior clerk-typist	1 1,500	1 1,500	1 1,480		
Grade 1, \$1,140 to \$1,500; average, \$1,320—					
Underclerk	1 1,380	1 1,380	1 1,320		
<b>Professional and scientific service—</b>					
Grade 3, \$3,000 to \$3,600; average, \$3,300—					
Associate scientist (assayer)	1 3,100	1 3,100	1 3,000		
<b>Subprofessional service—</b>					
Grade 6, \$1,860 to \$2,400; average, \$2,111.42—					
Senior scientific aid (assistant assayer)	1 1,860	1 1,860	1 1,860		
Grade 3, \$1,320 to \$1,680; average, \$1,500—					
Junior scientific aid (laboratory aid)	1 1,320	1 1,320	1 1,320		
<b>Custodial service—</b>					
Grade 3, \$1,020 to \$1,260; average, \$1,140—					
Messenger	1 1,200	1 1,200	1 1,140		
Reserve		75			
Total average number of employees	14	14	13 1/2		
Total salaries, departmental service	34,000	33,400	31,785		
The difference between 1928 and 1927 is due to increase in salaries, \$600.					
Exclusive of \$749.17 paid from special fund "Charges on silver dollar bullion sold."					
<b>Freight on Bullion and Coin, Mints and Assay Offices—</b>					
For transportation of bullion and coin, by registered mail or otherwise, between mints and assay offices ( <i>act Mar. 2, 1926, vol. 44, p. 149</i> )				7,500.00	7,500.00
07 Transportation of things: Expenditures—1928, \$7,500; 1927, \$7,500; 1926, \$6,800.82.					
<b>Contingent Expenses, Office of Director of the Mint—</b>					
For contingent expenses of the Bureau of the Mint, to be expended under the direction of the director: For assay laboratory chemicals, fuel, materials, balances, weights, and other necessities, including books, periodicals, specimens of coins, ores, and incidentals.				\$900.00	
For examinations of mints, expense in visiting mints for the purpose of superintending the annual settlements, and for special examinations and for the collection of statistics relative to the annual production and consumption of the precious metals in the United States ( <i>act Mar. 2, 1926, vol. 44, p. 149</i> )				5,100.00	
				6,000.00	6,000.00
	Estimated expenditures, 1928 appropriation	Estimated expenditures, 1927 appropriation	Expended and obligated, 1926		
<b>Supplies and materials:</b>					
0200 Stationery and office supplies	\$10.00	\$10.00	\$3.34		
0220 Scientific and educational supplies	460.00	260.00	174.87		
0230 Fuel	40.00	40.00	22.24		
0280 Sundry supplies	20.00	20.00	7.96		
0290 Materials	10.00	10.00	3.63		
02 Total supplies and materials	540.00	340.00	212.04		
<b>Communication service:</b>					
0500 Telegraph service	110.00	110.00	96.07		
0510 Telephone service	40.00	40.00	29.15		
05 Total communication service	150.00	150.00	125.22		
06 Travel expenses	5,100.00	5,100.00	4,607.45		
07 Transportation of things	10.00	10.00	.61		
12 Repairs and alterations	200.00	400.00	518.91		
Total	6,000.00	6,000.00	5,464.23		



*Estimates of appropriations required for the service of the fiscal year ending June 30, 1928—Continued*

General object (title of appropriation), date of acts, references to Statutes at Large, or to Revised Statutes, and estimated amount required for each detailed object				Total amount to be appropriated under each head of appropriation	Amount appropriated for the fiscal year ending June 30, 1927
<b>FIELD SERVICE</b>					
<b>[Salaries and Wages, Mint at Carson City—]</b>					
<b>[Salaries: For compensation of officers and employees]</b>					\$5, 280. 00
	Estimated expenditures, 1928 appropriation	Estimated expenditures, 1927 appropriation	Expended and obligated, 1926		
Field service:					
Salaries and wages—	<i>Average—</i>	<i>Average—</i>	<i>Average—</i>		
Salary range, \$1,860 to \$2,400; average, \$2,100—	<i>No. Salary</i>	<i>No. Salary</i>	<i>No. Salary</i>		
Assayer in charge.....	1 2,100	1 2,100	1 2,100		
Salary range, \$1,680 to \$2,040; average, \$1,860—					
Assistant assayer.....	1 1,860	1 1,860	1 1,860		
Salary range, \$1,140 to \$1,500; average, \$1,320—					
Watchman.....	1 1,320	1 1,320	1 1,320		
01 Total average number of employees.....	3	3	3		
Total salaries and wages, field service.....	5, 280	5, 280	5, 280		
<b>[Contingent Expenses, Mint at Carson City—]</b>					800. 00
<b>[For incidental and contingent expenses]</b>					
	Estimated expenditures, 1928 appropriation	Estimated expenditures, 1927 appropriation	Expended and obligated, 1926		
Supplies and materials:					
0200 Stationery and office supplies.....		\$5. 00	\$1. 55		
0220 Scientific and educational supplies.....		100. 00	23. 76		
0230 Fuel.....		380. 00	338. 79		
0240 Wearing apparel and sewing supplies.....		15. 00	2. 85		
0280 Sundry supplies.....		40. 00	12. 42		
02 Total supplies and materials.....		540. 00	379. 37		
Communication service:					
0500 Telegraph service.....		2. 00	. 88		
0510 Telephone service.....		20. 00	20. 00		
0520 Other communication service.....		3. 00	3. 00		
05 Total communication service.....		25. 00	23. 88		
07 Transportation of things.....		5. 00	10. 50		
10 Furnishing of heat, light, power, water, and electricity (service).....		180. 00	155. 68		
12 Repairs and alterations.....		35. 00	50. 00		
13 Special and miscellaneous current expenses.....		15. 00	3. 00		
Total.....		800. 00	623. 43		
<b>Salaries and Wages, Mint at Denver—</b>					
<b>Salaries: For compensation of officers and employees (act Mar. 2, 1926, vol. 44, p. 149)</b>				\$156, 710. 00	156, 710. 00
	Estimated expenditures, 1928 appropriation	Estimated expenditures, 1927 appropriation	Expended and obligated, 1926		
Field service:					
Salaries and wages—	<i>Average—</i>	<i>Average—</i>	<i>Average—</i>		
Salary range, \$5,200 to \$6,000; average, \$5,600—	<i>No. Salary</i>	<i>No. Salary</i>	<i>No. Salary</i>		
Superintendent.....	1 \$5, 200	1 \$5, 200	1 \$5, 200		
Salary range, \$3,300 to \$5,900; average, \$3,600—					
Chief assayer.....	1 3, 300	1 3, 300	1 3, 300		
Salary range, \$3,000 to \$3,600; average, \$3,300—					
Chief clerk.....	1 3, 000	1 3, 000	1 3, 000		
Superintendent melting and refining department.....	1 3, 000	1 3, 000	1 3, 000		
Superintendent coining department.....	1 3, 000	1 3, 000	1 3, 000		
Salary range, \$2,700 to \$3,300; average, \$3,000—					
Cashier.....	1 2, 800	1 2, 800	1 2, 800		
Superintendent of machinery and building.....	1 2, 800	1 2, 800	1 2, 800		
Salary range, \$2,400 to \$3,000; average, \$2,700—					
Bookkeeper.....	1 2, 400	1 2, 400	1 2, 400		
Assistant chief assayer.....	1 2, 500	1 2, 500	1 2, 500		
Assistant superintendent melting and refining department.....			1 2, 500		
Salary range, \$2,100 to \$2,700; average, \$2,400—					
Principal clerks.....	3 2, 300	3 2, 300	3 2, 300		
Senior assayer.....	1 2, 400	1 2, 400	1 2, 400		
Scale adjuster.....	1 2, 191	1 2, 191	1 2, 180		
Foremen, grade 2.....	4 2, 302	4 2, 302	4 2, 280		

## Estimates of appropriations required for the service of the fiscal year ending June 30, 1928—Continued

General object (title of appropriation), date of acts, references to Statutes at Large, or to Revised Statutes, and estimated amount required for each detailed object				Total amount to be appropriated under each head of appropriation	Amount appropriated for the fiscal year ending June 30, 1927
<b>Salaries and Wages, Mint at Denver—Continued.</b>					
	Estimated expenditures, 1928 appropriation	Estimated expenditures, 1927 appropriation	Expended and obligated, 1926		
Field service—Continued.					
Salaries and wages—Continued.					
Salary range, \$1,860 to \$2,400; average, \$2,100—	Average—	Average—	Average—		
	No. Salary	No. Salary	No. Salary		
Senior clerks.....	3 \$2,063	3 \$2,063	2½ \$2,100		
Assistant cashier.....	1 2,150	1 2,150	1 2,150		
Junior assayers.....	1 2,035	1 2,035	1½ 2,035		
Foremen, grade 1.....	3 1,982	3 1,982	2½ 1,970		
General mechanics.....	2 2,199	2 2,199	2 2,199		
Skilled workmen, grade 3.....	2 2,058	2 2,058	2 2,058		
Melter, grade 2.....	1 2,191	1 2,191	1 2,008		
Salary range, \$1,680 to \$2,040; average, \$1,860—					
Clerk.....	1 1,860	1 1,860	1½ 1,860		
Melters, grade 1.....	5 1,815	5 1,815	4½ 1,815		
Skilled workmen, grade 2.....	9 1,777	9 1,777	9½ 1,780		
Underassayer.....	1 1,815	1 1,815	1 1,815		
Assistant engineer.....	1 1,815	1 1,815	1 1,815		
Helpers, grade 3.....	3 1,748	3 1,748	3 1,748		
Salary range, \$1,500 to \$1,880; average, \$1,680—					
Private secretary (stenographer).....	1 1,500	1 1,500	½ 1,500		
Captain of watch.....	1 1,500	1 1,500	1 1,500		
Helpers, grade 2.....	15 1,663	15 1,663	20½ 1,670		
Salary range, \$1,140 to \$1,500; average, \$1,320—					
Lieutenant of watch.....	1 1,400	1 1,400	1 1,400		
Watchmen.....	6 1,217	6 1,217	6 1,217		
Elevator conductor.....	1 1,200	1 1,200	1 1,200		
Salary range, \$1,020 to \$1,260; average, \$1,140—					
Telephone operator.....	1 1,200	1 1,200	1 1,200		
Laborers.....	3 1,252	3 1,252	3 1,252		
Temporary and overtime.....	2,334	2,334	4,602		
Reserve.....		1,500			
Total average number of employees.....	80	80	87		
Total salaries and wages, field service.....	156,710.00	156,710.00	171,120.75		
Less reimbursable work.....			14,410.75		
01 Net personal services.....	156,710.00	156,710.00	156,710.00		
<b>Contingent Expenses, Mint at Denver—</b>					
For incidental and contingent expenses, including new machinery and repairs, net wastage in melting and refining department and coining department, and loss on sale of sweeps arising from the treatment of bullion and the manufacture of coin ( <i>act Mar. 2, 1926, vol. 44, p. 149</i> ).....				\$50,000.00	\$50,000.00
	Estimated expenditures, 1928 appropriation	Estimated expenditures, 1927 appropriation	Expended and obligated, 1926		
Supplies and materials:					
0200 Stationery and office supplies.....	\$370.00	\$370.00	\$295.29		
0220 Scientific and educational supplies.....	6,300.00	6,200.00	5,101.41		
0240 Fuel.....	9,600.00	9,500.00	8,609.51		
0240 Wearing apparel and sewing supplies.....	700.00	700.00	618.92		
0280 Sundry supplies.....	9,000.00	8,800.00	8,055.21		
0290 Materials.....	7,500.00	7,430.00	2,443.99		
02 Total supplies and materials.....	33,470.00	33,000.00	25,121.33		
Communication service:					
0500 Telegraph service.....	60.00	60.00	59.46		
0510 Telephone service.....	270.00	270.00	270.92		
0520 Other communication service.....	50.00	50.00	25.50		
05 Total communication service.....	380.00	380.00	355.88		
06 Travel expenses.....	50.00	50.00	60.00		
07 Transportation of things (service).....	500.00	500.00	296.24		
10 Furnishing of heat, light, power, water, and electricity (service).....	8,000.00	8,000.00	7,676.50		
12 Repairs and alterations.....	2,500.00	2,550.00	2,421.38		
13 Special and miscellaneous current expenses.....	4,200.00	4,200.00	1,319.82		
Equipment:					
3010 Furniture, furnishings, and fixtures.....	200.00	200.00	1,150.96		
3020 Educational, scientific, and recreational equipment.....	50.00	120.00	5.30		
3050 Other equipment.....	650.00	500.00	523.75		
30 Total equipment.....	900.00	820.00	1,680.00		
Reserve.....		500.00			
Total.....	50,000.00	50,000.00	38,981.15		

*Estimates of appropriations required for the service of the fiscal year ending June 30, 1928—Continued*

General object (title of appropriation), date of acts, references to Statutes at Large, or to Revised Statutes, and estimated amount required for each detailed object				Total amount to be appropriated under each head of appropriation	Amount appropriated for the fiscal year ending June 30, 1927
<b>Salaries and Wages, Mint at New Orleans—</b> Salaries: For compensation of officers and employees (act Mar. 2, 1926, vol. 44, p. 149)-----				\$11, 160. 00	\$11, 160. 00
	Estimated expenditures, 1928 appropriation	Estimated expenditures, 1927 appropriation	Expended and obligated, 1926		
Field service:					
Salaries and wages—	Average—	Average—	Average—		
Salary range, \$2,700 to \$3,300; average, \$3,000—	No. Salary	No. Salary	No. Salary		
Assayer in charge-----	1 \$3, 000	1 \$3, 000	1 \$3, 000		
Salary range, \$1,860 to \$2,400; average, \$2,100—					
Assistant assayer-----	1 2, 100	1 2, 100	1 2, 100		
Salary range, \$1,320 to \$1,680; average, \$1,500—					
Melter-----	1 1, 500	1 1, 500	1 1, 500		
Salary range, \$1,140 to \$1,500; average, \$1,320—					
Clerk-----	1 1, 200	1 1, 200	1 1, 200		
Watchmen-----	2 1, 140	2 1, 140	2 1, 140		
Salary range, \$800 to \$1,140; average, \$1,020—					
Yardman (laborer)-----	1 1, 080	1 1, 080	1 1, 080		
Total average number of employees-----	7	7	\$		
01 Total salaries and wages, field service-----	11, 160. 00	11, 160. 00	9, 947. 24		
<b>Contingent Expenses, Mint at New Orleans—</b> For incidental and contingent expenses (act Mar. 2, 1926, vol. 44, p. 149)-----				1, 500. 00	1, 500. 00
	Estimated expenditures, 1928 appropriation	Estimated expenditures, 1927 appropriation	Expended and obligated, 1926		
Supplies and materials:					
0220 Scientific and educational supplies-----	\$50. 00	\$50. 00	\$37. 78		
0230 Fuel-----	375. 00	375. 00	342. 54		
0280 Sundry supplies-----	200. 00	200. 00	148. 31		
0290 Materials-----	50. 00	50. 00	2. 22		
02 Total supplies and materials-----	675. 00	675. 00	530. 85		
Communication service:					
0500 Telegraph service-----	10. 00	10. 00	2. 98		
0510 Telephone service-----	123. 00	123. 00	123. 00		
05 Total communication service-----	133. 00	133. 00	125. 98		
07 Transportation of things (service)-----	10. 00	10. 00	18. 02		
10 Furnishing of heat, light, power, water, and electricity (service)-----	500. 00	500. 00	432. 51		
12 Repairs and alterations-----	52. 00	52. 00	28. 16		
13 Special and miscellaneous current expenses-----	130. 00	130. 00	112. 46		
Total-----	1, 500. 00	1, 500. 00	1, 247. 97		
<b>Salaries and Wages, Mint at Philadelphia—</b> Salaries: For compensation of officers and other employees (act Mar. 2, 1926, vol. 44, p. 149)-----				598, 000. 00	600, 000. 00
	Estimated expenditures, 1928 appropriation	Estimated expenditures, 1927 appropriation	Expended and obligated, 1926		
Field service:					
Salaries and wages—	Average—	Average—	Average—		
Salary range, \$5,200 to \$6,000; average, \$5,600—	No. Salary	No. Salary	No. Salary		
Superintendent-----	1 \$5, 200	1 \$5, 200	1 \$5, 200		
Salary range, \$3,800 to \$5,000; average, \$4,400—					
Engraver-----	1 4, 000	1 4, 000	1 4, 000		
Salary range, \$3,300 to \$3,900; average, \$3,600—					
Chief clerk and assistant superintendent-----	1 3, 800	1 3, 800	1 3, 800		
Chief assayer-----	1 3, 300	1 3, 300	1 3, 300		
Salary range, \$3,000 to \$3,600; average, \$3,300—					
Superintendent melting and refining department-----	1 3, 300	1 3, 300	1 3, 300		
Superintendent coining department-----	1 3, 000	1 3, 000	1 3, 000		
Salary range, \$2,700 to \$3,300; average, \$3,000—					
Cashier-----	1 2, 800	1 2, 800	1 2, 800		
Superintendent of machinery-----	1 2, 817	1 2, 817	1 2, 817		
Salary range, \$2,400 to \$3,000; average, \$2,700—					
Bookkeeper-----	1 2, 740	1 2, 740	1 2, 740		
Assistant chief assayer-----	1 2, 500	1 2, 500	1 2, 500		
Assistant engraver-----	1 2, 504	1 2, 504	1 2, 504		

*Estimates of appropriations required for the service of the fiscal year ending June 30, 1928—Continued*

General object (title of appropriation), date of acts, references to Statutes at Large, or to Revised Statutes, and estimated amount required for each detailed object	Total amount to be appropriated under each head of appropriation		Amount appropriated for the fiscal year ending June 30, 1927
<i>Salaries and Wages, Mint at Philadelphia—Continued.</i>			
	Estimated expenditures, 1928 appropriation	Estimated expenditures, 1927 appropriation	Expended and obligated, 1926
Field service—Continued.			
Salaries and wages—Continued.			
Salary range, \$2,100 to \$2,700; average, \$2,400—	<i>Average—</i>	<i>Average—</i>	<i>Average—</i>
Assistant superintendent melting and refining department.....	No. 1 Salary \$2,103	No. 1 Salary \$2,103	No. 1 Salary \$2,103
Assistant superintendent coining department.....	1 2,103	1 2,103	1 2,103
Principal clerks.....	2 2,300	2 2,300	2 2,300
Senior assayers.....	2 2,466	2 2,466	2 2,466
Scale adjusters.....	2 2,178	2 2,178	2 2,178
Foremen, grade 2.....	10 2,286	10 2,286	9½ 2,292
Principal die maker.....	1 2,429	1 2,429	1 2,429
Salary range, \$1,860 to \$2,400; average, \$2,100—			
Senior clerks.....	4 1,980	4 1,980	4 1,980
Assistant cashier.....	1 2,100	1 2,100	1 2,100
Assistant bookkeeper.....	1 2,400	1 2,400	1 2,400
Junior assayer.....	1 2,103	1 2,103	1 2,103
Foremen, grade 1.....	4 1,910	4 1,910	4½ 1,909
General mechanics.....	24 2,134	24 2,134	23½ 2,132
Melter, grade 2.....	1 2,204	1 2,204	1 2,204
Skilled workmen, grade 3.....	18 2,159	18 2,159	17½ 2,156
Superintendent of building.....	1 2,200	1 2,200	1 2,200
Engineer.....	1 2,204	1 2,204	1 2,204
Salary range, \$1,680 to \$2,040; average, \$1,860—			
Clerks.....	3 1,824	3 1,824	3 1,824
Storekeeper.....	1 1,853	1 1,853	1 1,853
Melters, grade 1.....	22 1,828	22 1,828	21½ 1,828
Skilled workmen, grade 2.....	73 1,841	73 1,841	72½ 1,840
Assistant engineers.....	6 1,803	6 1,803	6 1,803
General mechanics.....	5 1,818	5 1,818	5 1,818
Salary range, \$1,500 to \$1,860; average, \$1,680—			
Clerks.....	10 1,634	10 1,634	9½ 1,636
Private secretary.....	1 1,860	1 1,860	1 1,860
Captain of the watch.....	1 1,500	1 1,500	1 1,500
Forewoman.....	1 1,628	1 1,628	1 1,628
Skilled workmen, grade 1.....	7 1,681	7 1,681	6½ 1,681
Helpers, grade 2.....	49 1,678	49 1,678	48½ 1,678
Salary range, \$1,320 to \$1,680; average, \$1,500—			
Clerks.....	2 1,440	2 1,440	1½ 1,440
Firemen.....	6 1,502	6 1,502	6 1,502
Helper, grade 1.....	1 1,377	1 1,377	1 1,377
Principal seamstress.....	1 1,427	1 1,427	1 1,427
Salary range, \$1,140 to \$1,500; average, \$1,320—			
Lieutenants of watch.....	2 1,380	2 1,380	2 1,380
Watchmen.....	15 1,239	15 1,239	14½ 1,218
Elevator conductors.....	4 1,260	4 1,260	4 1,260
Seamstresses, grade 2.....	8 1,377	8 1,377	8 1,377
Sorters.....	9 1,377	9 1,377	8½ 1,377
Telephone operator.....	1 1,377	1 1,377	1 1,377
Laborers, grade 2.....	11 1,277	11 1,277	10½ 1,277
Salary range, \$1,020 to \$1,260; average, \$1,140—			
Seamstresses, grade 1.....	10 1,252	10 1,252	10 1,252
Laborer, grade 1.....	1 1,027	1 1,027	1 1,027
Salary range, \$780 to \$1,020; average, \$900—			
Charwomen.....	5 851	5 851	5 851
Temporary and overtime.....	30,000	20,000	41,770
Reserve.....		20,000	
Total average number of employees.....	341	341	334½
Total salaries and wages, field service.....	643,068	653,068	641,720
Less reimbursable work.....	45,068	53,068	94,742
01 Net personal services.....	598,000	600,000	546,978

**Contingent Expenses, Mint at Philadelphia—**

For incidental and contingent expenses, including new machinery and repairs, cases and enameling for medals manufactured, expenses of the annual assay commission, net wastage in melting and refining and in coining departments, and loss on sale of sweeps arising from the treatment of bullion and the manufacture of coins, and not exceeding \$1,000 in value of specimen coins and ores for the cabinet of the mint (*act Mar. 2, 1926, vol. 44, p. 149*).....

\$109,000.00

\$110,000.00

	Estimated expenditures, 1928 appropriation	Estimated expenditures, 1927 appropriation	Expended and obligated, 1926
Supplies and materials:			
0200 Stationery and office supplies.....	\$800.00	\$800.00	\$826.4
0210 Medical and hospital supplies.....	100.00	100.000	
0220 Scientific and educational supplies.....	1,400.00	1,400.00	583.55
0230 Fuel.....	52,000.00	52,000.00	50,550.67
0240 Wearing apparel and sewing supplies.....	7,000.00	7,000.00	13,032.84
0280 Sundry supplies.....	19,000.00	19,000.00	20,286.87
0290 Materials.....	28,200.00	28,200.00	11,008.85
02 Total supplies and materials.....	108,500.00	100,500.00	101,318.18

*Estimates of appropriations required for the service of the fiscal year ending June 30, 1928—Continued*

General object (title of appropriation), date of acts, references to Statutes at Large, or to Revised Statutes, and estimated amount required for each detailed object				Total amount to be appropriated under each head of appropriation	Amount appropriated for the fiscal year ending June 30, 1927
<b>Contingent Expenses, Mint at Philadelphia—Continued.</b>					
	Estimated expenditures, 1928 appropriation	Estimated expenditures, 1927 appropriation	Expended and obligated, 1926		
Communication service:					
0500 Telegraph service.....	\$10.00	\$10.00	\$6.94		
0510 Telephone service.....	790.00	790.00	865.95		
05 Total communication service.....	800.00	800.00	872.89		
06 Travel expenses.....	1,000.00	1,000.00	1,073.35		
07 Transportation of things (service).....	1,000.00	1,000.00	1,067.01		
10 Furnishing of heat, light, power, water, and electricity (service).....	2,200.00	2,200.00	2,343.44		
12 Repairs and alterations.....	2,500.00	2,500.00	2,539.27		
13 Special and miscellaneous current expenses.....	10,000.00	10,000.00	7,005.16		
Equipment:					
3010 Furniture, furnishings, and fixtures.....	2,000.00	2,000.00	1,315.00		
3050 Other equipment.....	2,000.00		2,649.87		
30 Total equipment.....	4,000.00	2,000.00	3,964.87		
Reserve.....		10,000.00			
Total.....	130,000.00	130,000.00	120,184.17		
Less reimbursible work.....	21,000.00	20,000.00	27,664.20		
Net total.....	109,000.00	110,000.00	92,519.97		
<b>Salaries and Wages, Mint at San Francisco—</b>					
Salaries: For compensation of officers and employees ( <i>act Mar. 2, 1926, vol. 44, p. 149</i> ).....				\$248,500.00	\$256,000.00

	Estimated expenditures, 1928 appropriation	Estimated expenditures, 1927 appropriation	Expended and obligated, 1926
Field service:			
Salaries and wages—			
Salary range, \$5,200 to \$6,000; average, \$5,600—	Average—	Average—	Average—
Superintendent.....	No. 1 Salary \$5,200	No. 1 Salary \$5,200	No. 1 Salary \$5,200
Salary range, \$3,900 to \$3,900; average, \$3,600—			
Chief assayer.....	1 3,300	1 3,300	1 3,300
Salary range, \$3,000 to \$3,600; average, \$3,300—			
Chief clerk.....	1 3,300	1 3,300	1 3,300
Superintendent melting and refining department.....	1 3,300	1 3,300	1 3,300
Superintendent coining department.....	1 3,300	1 3,300	1 3,300
Salary range, \$2,700 to \$3,300; average, \$3,000—			
Cashier.....	1 2,800	1 2,800	1 2,800
Superintendent of machinery.....	1 2,801	1 2,801	1 2,801
Salary range, \$2,400 to \$3,000; average, \$2,700—			
Assistant chief assayer.....	1 2,700	1 2,700	1 2,700
Assistant superintendent melting and refining department.....	1 2,801	1 2,801	1 2,801
Assistant superintendent coining department.....	1 2,500	1 2,500	1 2,557
Salary range, \$2,100 to \$2,700; average, \$2,400—			
Bookkeeper.....	1 2,300	1 2,300	1 2,300
Principal clerks.....	2 2,240	2 2,240	2 2,240
Senior assayers.....	2 2,300	2 2,300	2 2,300
Scale adjuster.....	1 2,429	1 2,429	1 2,429
Foremen, grade 2.....	4 2,333	4 2,322	4 2,333
Skilled workman, grade 3.....	1 2,429	1 2,429	1 2,429
Salary range, \$1,800 to \$2,400; average, \$2,100—			
Senior clerks.....	2 2,040	2 2,040	1½ 2,040
Assistant cashier.....	1 2,040	1 2,040	1 2,040
Assistant bookkeeper.....	1 2,040	1 2,040	1 2,040
Junior assayers.....	3 2,100	3 2,100	3 2,100
Foremen, grade 1.....	4 2,125	4 2,125	4 2,125
General mechanics.....	3 2,251	4 2,251	3½ 2,251
Melter, grade 2.....	1 2,301	1 2,301	1 2,301
Skilled workmen, grade 3.....	9 2,149	9 2,149	9 2,149
Superintendent of building and captain of the watch.....	1 2,100	1 2,100	1 2,100
Salary range, \$1,680 to \$2,040; average, \$1,860—			
Clerks.....	5 1,844	5 1,844	5 1,844
Storekeeper.....	1 1,806	1 1,806	1 1,806
Melters, grade 1.....	10 1,842	10 1,842	10 1,842
Skilled workmen, grade 2.....	21 1,872	21 1,872	21½ 1,874
Assistant engineers.....	2 1,884	2 1,884	2 1,884
Salary range, \$1,500 to \$1,860; average, \$1,680—			
Clerk.....	1 1,640	1 1,640	1 1,640
Private secretary.....	1 1,740	1 1,740	1 1,740
Helpers, grade 2.....	24 1,675	24 1,675	26½ 1,677

## Estimates of appropriations required for the service of the fiscal year ending June 30, 1928—Continued

General object (title of appropriation), date of acts, references to Statutes at Large, or to Revised Statutes, and estimated amount required for each detailed object				Total amount to be appropriated under each head of appropriation	Amount appropriated for the fiscal year ending June 30, 1927
<i>Salaries and Wages, Mint at San Francisco—Continued.</i>					
	Estimated expenditures, 1928 appropriation	Estimated expenditures, 1927 appropriation	Expended and obligated, 1926		
Field service—Continued.					
Salaries and wages—Continued.					
Salary range, \$1,140 to \$1,500; average, \$1,320—	<i>Average—</i>	<i>Average—</i>	<i>Average—</i>		
	<i>No. Salary</i>	<i>No. Salary</i>	<i>No. Salary</i>		
Clerk.....	1 \$1,280	2 \$1,280	1 \$1,280		
Watchmen.....	11 1,205	11 1,205	11 1,205		
Elevator conductor.....	1 1,200	1 1,200	1 1,200		
Sorters.....	2 1,349	2 1,349	2 1,349		
Salary range, \$1,020 to \$1,260; average, \$1,140—					
Telephone operator.....	1 1,050	1 1,050	1 1,050		
Temporary and overtime.....	1,630	2,000	1,615		
Reserve.....		3,600			
Total average number of employees.....	127	129	130 1/2		
Total salaries and wages, field service.....	248,500.00	256,000.00	253,966.29		
Less reimbursable work.....			2,533.32		
01 Net personal services.....	248,500.00	256,000.00	251,432.97		
The difference between 1928 and 1927 is due to reduction in force, \$7,500.					
<i>Contingent Expenses, Mint at San Francisco—</i>					
For incidental and contingent expenses, including new machinery and repairs, net wastage in the melting and refining department, and in the coining department, and loss on sale of sweeps arising from the treatment of bullion and the manufacture of coin ( <i>act Mar. 2, 1926, vol. 44, p. 149</i> ).....				\$56,000.00	\$57,500.00
	Estimated expenditures, 1928 appropriation	Estimated expenditures, 1927 appropriation	Expended and obligated, 1926		
Supplies and materials:					
0200 Stationery and office supplies.....	\$950.00	\$950.00	\$617.31		
0210 Medical and hospital supplies.....	5.00		2.45		
0220 Scientific and educational supplies.....	9,615.00	9,280.00	9,649.35		
0230 Fuel.....	7,700.00	8,400.00	7,489.17		
0240 Wearing apparel and sewing supplies.....	2,620.00	2,720.00	2,620.98		
0280 Sundry supplies.....	10,525.00	11,500.00	9,933.41		
0290 Materials.....	7,440.00	4,800.00	7,462.92		
02 Total supplies and materials.....	38,755.00	37,650.00	37,755.54		
Communication service:					
0600 Telegraph service.....	50.00	50.00	43.36		
0610 Telephone service.....	215.00	200.00	212.34		
0620 Other communication service.....	50.00	50.00	50.10		
06 Total communication service.....	315.00	300.00	305.80		
08 Travel expenses.....	50.00	50.00	20.00		
07 Transportation of things (service).....	350.00	350.00	252.16		
08 Photographing and making prints.....	10.00	10.00			
10 Furnishing of heat, light, power, water, and electricity (service).....	8,700.00	8,500.00	8,578.85		
12 Repairs and alterations.....	950.00	900.00	909.87		
13 Special and miscellaneous current expenses.....	4,000.00	4,000.00	3,638.27		
Equipment:					
3010 Furniture, furnishings, and fixtures.....	370.00	130.00	497.63		
3020 Educational, scientific, and recreational equipment.....	700.00	840.00			
3050 Other equipment.....	1,800.00	4,170.00	3,059.22		
30 Total equipment.....	2,870.00	5,140.00	3,556.85		
Reserve.....		600.00			
Total.....	56,000.00	57,500.00	55,017.34		
Less reimbursable work.....			2,533.32		
Net total.....	56,000.00	57,500.00	52,484.02		

*Estimates of appropriations required for the service of the fiscal year ending June 30, 1928—Continued*

General object (title of appropriation), date of acts, references to Statutes at Large, or to Revised Statutes, and estimated amount required for each detailed object				Total amount to be appropriated under each head of appropriation	Amount appropriated for the fiscal year ending June 30, 1927
<b>Salaries and Wages, Assay Office at Boise—</b> Salaries: For compensation of officers and employees ( <i>act Mar. 2, 1926, vol. 44, p. 149</i> )				\$6, 300. 00	\$6, 300. 00
Field service:					
Salaries and wages—					
Salary range, \$2,100 to \$2,700; average, \$2,400—	<i>Average—</i>	<i>Average—</i>	<i>Average—</i>		
Assayer in charge	<i>No. Salary</i>	<i>No. Salary</i>	<i>No. Salary</i>		
Salary range, \$1,680 to \$2,040; average, \$1,860—	1 \$2, 500	1 \$2, 500	1 \$2, 500		
Assistant assayer	1 1, 860	1 1, 860	1 1, 860		
Salary range, \$1,320 to \$1,680; average, \$1,500—	1 1, 440	1 1, 440	1 1, 425		
Helper-melter	1 1, 440	1 1, 440	1 1, 425		
Salary range, \$780 to \$1,020; average, \$900—	1 900	1 900	1 900		
Laborer	1 900	1 900	1 900		
Total average number of employees	4	4	4		
Total salaries and wages, field service	6, 800	6, 800	6, 785		
Deduct allowance for subsistence, lodging, etc.	500	500	500		
01 Cash payment, salaries and wages	6, 300	6, 300	6, 285		
<b>Contingent Expenses, Assay Office at Boise—</b> For incidental and contingent expenses ( <i>act Mar. 2, 1926, vol. 44, p. 149</i> )				1, 500. 00	1, 500. 00
	Estimated expenditures, 1928 appropriation	Estimated expenditures, 1927 appropriation	Expended and obligated, 1926		
Supplies and materials:					
0200 Stationery and office supplies	\$15. 00	\$15. 00	\$12. 75		
0220 Scientific and educational supplies	200. 00	150. 00	134. 69		
0230 Fuel	210. 00	210. 00	197. 92		
0280 Sundry supplies	95. 00	95. 00	68. 89		
02 Total supplies and materials	520. 00	470. 00	414. 25		
Communication service:					
0500 Telegraph service	2. 00	2. 00	2. 97		
0510 Telephone service	60. 00	60. 00	60. 00		
0520 Other communication service	8. 00	8. 00	8. 00		
05 Total communication service	70. 00	70. 00	70. 97		
07 Transportation of things	15. 00	15. 00	15. 33		
10 Furnishing of heat, light, power, water, and electricity (service)	570. 00	570. 00	544. 36		
12 Repairs and alterations	50. 00	50. 00	32. 61		
Equipment:					
3010 Furniture, furnishings, and fixtures	50. 00	100. 00	113. 90		
3020 Educational, scientific, and recreational equipment	125. 00	125. 00	112. 97		
3050 Other equipment	100. 00	100. 00	101. 26		
30 Total equipment	275. 00	325. 00	328. 13		
Total	1, 500. 00	1, 500. 00	1, 405. 65		
<b>[Salaries and Wages, Assay Office at Deadwood—]</b> <b>[Salaries: For compensation of officers and employees]</b>					5, 480. 00
	Estimated expenditures, 1928 appropriation	Estimated expenditures, 1927 appropriation	Expended and obligated, 1926		
Field service:					
Salaries and wages—					
Salary range, \$1,860 to \$2,400; average, \$2,100—	<i>Average—</i>	<i>Average—</i>	<i>Average—</i>		
Assayer in charge	<i>No. Salary</i>	<i>No. Salary</i>	<i>No. Salary</i>		
Salary range, \$1,680 to \$2,040; average, \$1,860—	1 \$2, 100	1 \$2, 100	1 \$2, 100		
Assistant assayer	1 1, 860	1 1, 860	1 1, 860		
Salary range, \$1,140 to \$1,500; average, \$1,320—	1 1, 320	1 1, 320	1 1, 320		
Helper	1 1, 320	1 1, 320	1 1, 320		
Reserve	200	200	200		
Total average number of employees	3	3	3		
01 Total salaries and wages, field service	5, 480	5, 480	5, 240		

*Estimates of appropriations required for the service of the fiscal year ending June 30, 1928—Continued*

General object (title of appropriation), date of acts, references to Statutes at Large, or to Revised Statutes, and estimated amount required for each detailed object				Total amount to be appropriated under each head of appropriation	Amount appropriated for the fiscal year ending June 30, 1927
<b>Contingent Expenses, Assay Office at Deadwood—</b> <b>For incidental and contingent expenses—</b>					\$300. 00
	Estimated expenditures, 1928 appropriation	Estimated expenditures, 1927 appropriation	Expended and obligated, 1926		
Supplies and materials:					
0200 Stationery and office supplies.....		\$5. 00	\$5. 00		
0230 Fuel.....		75. 00	55. 54		
0240 Wearing apparel and sewing supplies.....		10. 00			
0280 Sundry supplies.....		30. 00	37. 11		
02 Total supplies and materials.....		120. 00	97. 65		
05 Communication service (telephone).....		48. 00	48. 00		
07 Transportation of things (service).....		5. 00	4. 50		
12 Repairs and alterations.....		100. 00			
30 Equipment (furniture and fixtures).....		27. 00			
Total.....		300. 00	150. 15		
<b>Salaries and Wages, Assay Office at Salt Lake City—</b> <b>Salaries: For compensation of officers and employees (act Mar. 2, 1926, vol. 44, p. 150)-----</b>				\$3, 960. 00	3, 960. 00
	Estimated expenditures, 1928 appropriation	Estimated expenditures, 1927 appropriation	Expended and obligated, 1926		
Field service:					
Salaries and wages, assay office at Salt Lake City—	Average—	Average—	Average—		
Salary range, \$1,860 to \$2,400; average, \$2,100—	No. Salary	No. Salary	No. Salary		
Assayer in charge.....	1 \$2,100	1 \$2,100	1 \$2,100		
Salary range, \$1,680 to \$2,040; average, \$1,860—					
Skilled workman.....	1 1,860	1 1,860	1 1,860		
Total average number of employees.....	2	2	2		
01 Total salaries and wages, field service.....	3, 960	3, 960	3, 960		
<b>Contingent Expenses, Assay Office at Salt Lake City—</b> <b>For incidental and contingent expenses (act Mar. 2, 1926, vol. 44, p. 150)-----</b>				300. 00	300. 00
	Estimated expenditures, 1928 appropriation	Estimated expenditures, 1927 appropriation	Expended and obligated, 1926		
Supplies and materials:					
0220 Scientific and educational supplies.....	\$120. 00	\$120. 00	\$72. 22		
0230 Fuel.....	90. 00	90. 00	73. 61		
02 Total supplies and materials.....	210. 00	210. 00	145. 83		
Communication service:					
0500 Telegraph service.....	2. 00	2. 00	. 60		
0510 Telephone service.....	48. 00	48. 00	48. 00		
05 Total communication service.....	50. 00	50. 00	48. 60		
07 Transportation of things (service).....	10. 00	10. 00			
12 Repairs and alterations.....	30. 00	30. 00			
Total.....	300. 00	300. 00	194. 43		
<b>Salaries and Wages, Assay Office at Helena—</b> <b>Salaries: For compensation of officers and other employees (act Mar. 2, 1926, vol. 44, p. 150)-----</b>				5, 280. 00	5, 280. 00
	Estimated expenditures, 1928 appropriation	Estimated expenditures, 1927 appropriation	Expended and obligated, 1926		
Field service:					
Salaries and wages—	Average—	Average—	Average—		
Salary range, \$2,100 to \$2,700; average, \$2,400—	No. Salary	No. Salary	No. Salary		
Assayer in charge.....	1 \$2,460	1 \$2,460	1 \$2,460		
Salary range, \$1,680 to \$2,040; average, \$1,860—					
Assistant assayer.....	1 1,860	1 1,860	1 1,860		
Salary range, \$1,140 to \$1,500; average, \$1,320—					
Helper.....	1 1,320	1 1,320	1 1,320		
Total average number of employees.....	3	3	3		
Total salaries and wages, field service.....	5, 640	5, 640	5, 640		
Deduct allowance for subsistence, lodging, etc.....	360	360	360		
01 Cash payment, salaries and wages.....	5, 280	5, 280	5, 280		



*Estimates of appropriations required for the service of the fiscal year ending June 30, 1928—Continued*

General object (title of appropriation), date of acts, references to Statutes at Large, or to Revised Statutes, and estimated amount required for each detailed object				Total amount to be appropriated under each head of appropriation	Amount appropriated for the fiscal year ending June 30, 1927
<b>Contingent Expenses, Assay Office at Helena—</b> For incidental and contingent expenses ( <i>act Mar. 2, 1926, vol. 44, p. 150</i> )				\$1,000.00	\$1,100.00
	Estimated expenditures, 1928 appropriation	Estimated expenditures, 1927 appropriation	Expended and obligated, 1926		
Supplies and materials:					
0200 Stationery and office supplies	\$10.00	\$10.00	\$6.00		
0220 Scientific and educational supplies	125.00	150.00	61.70		
0230 Fuel	800.00	900.00	794.95		
02 Total supplies and materials	935.00	1,060.00	862.65		
Communication service:					
0510 Telephone service	84.00	84.00	35.00		
0520 Other communication service	8.00	8.00	8.00		
05 Total communication service	92.00	92.00	43.00		
07 Transportation of things (service)	10.00	10.00	8.68		
10 Furnishing of heat, light, power, water, and electricity (service)	225.00	250.00	214.60		
12 Repairs and renewals	10.00		1.50		
13 Special and miscellaneous current expenses	8.00	8.00			
30 Equipment	20.00	25.00	1.50		
Total	1,300.00	1,440.00	1,131.93		
Less reimbursable	300.00	340.00	261.11		
Net total	1,000.00	1,100.00	840.82		
<b>Salaries and Wages, Assay Office at New York—</b> Salaries: For compensation of officers and other employees ( <i>act Mar. 2, 1926, vol. 44, p. 150</i> )				254,000.00	255,000.00
	Estimated expenditures, 1928 appropriation	Estimated expenditures, 1927 appropriation	Expended and obligated, 1926		
Field service:					
Salaries and wages—	Average—	Average—	Average—		
Salary range, \$5,200 to \$6,000; average, \$5,600—	No. Salary	No. Salary	No. Salary		
Superintendent	1 \$5,200	1 \$5,200	1 \$5,200		
Salary range, \$3,300 to \$3,900; average, \$3,600—					
Superintendent melting and refining department	1 3,800	1 3,800	1 3,800		
Chief assayer	1 3,300	1 3,300	1 3,300		
Salary range, \$3,000 to \$3,600; average, \$3,300—					
Chief clerk	1 3,000	1 3,000	1 3,000		
Chief cashier	1 3,130	1 3,130	1 3,130		
Salary range, \$2,700 to \$3,300; average, \$3,000—					
Assistant superintendent melting and refining department	1 3,005	1 3,005	1 3,005		
Salary range, \$2,400 to \$3,000; average, \$2,700—					
Cashier	1 2,500	1 2,500	1 2,636		
Bookkeeper	1 2,600	1 2,600	1 2,600		
Assistant chief assayer	1 2,800	1 2,800	1 2,800		
Superintendent of machinery	1 2,629	1 2,629	1 2,629		
Chief of deposits division	1 2,800	1 2,800	1 2,800		
Salary range, \$2,100 to \$2,700; average, \$2,400—					
Superintendent of building	1 2,629	1 2,629	1 2,629		
Principal clerks	2 2,270	2 2,270	2 2,270		
Senior assayers	3 2,415	3 2,415	3 2,415		
Scale adjuster	1 2,128	1 2,128	1 2,128		
Foremen, grade 2	9 2,467	9 2,467	9 2,467		
Chemist	1 2,504	1 2,504	1 2,504		
Salary range, \$1,860 to \$2,400; average, \$2,100—					
Senior clerks	3 2,150	3 2,150	3 2,140		
Assistant cashier	1 2,100	1 2,100	1 2,100		
Junior assayers	5 2,154	5 2,154	5 2,154		
General mechanics	6 2,003	5 2,003	5 1,942		
Skilled workmen, grade 3	12 2,045	12 2,045	11 2,036		
Melters, grade 2	9 2,059	9 2,059	8 2,050		
Salary range, \$1,680 to \$2,040; average, \$1,860—					
Clerks	3 1,840	3 1,840	1 1,840		
Storekeeper	1 2,003	1 2,003	1 2,003		
Skilled workmen, grade 2	11 1,872	11 1,872	10 1,872		
Underassayers	4 1,737	4 1,737	3 1,737		
Helpers, grade 3	9 1,753	9 1,753	8 1,753		
Salary range, \$1,500 to \$1,860; average, \$1,680—					
Clerk	1 1,740	1 1,740	1 1,740		
Private secretary	1 1,680	1 1,680	1 1,680		
Captain of watch	1 1,740	1 1,740	1 1,740		
Bullion guard	1 1,806	1 1,806	1 1,806		
Skilled laborers, grade 2	4 1,690	4 1,690	2 1,753		
Helpers, grade 2	2 1,565	2 1,565	5 1,598		
Salary range, \$1,320 to \$1,680; average, \$1,500—					
Clerk	1 1,500	1 1,500	1 1,500		
Inspector			1 1,493		

*Estimates of appropriations required for the service of the fiscal year ending June 30, 1928—Continued*

General object (title of appropriation), date of acts, references to Statutes at Large, or to Revised Statutes, and estimated amount required for each detailed object

Total amount to be appropriated under each head of appropriation

Amount appropriated for the fiscal year ending June 30, 1927

*Salaries and Wages, Assay Office at New York—Continued.*

	Estimated expenditures, 1928 appropriation	Estimated expenditures, 1927 appropriation	Expended and obligated, 1926
Field service—Continued.			
Salaries and wages—Continued.			
Salary range, \$1,140 to \$1,500; average, \$1,320—			
Clerks.....	Average— No. Salary	Average— No. Salary	Average— No. Salary
Telephone operator.....	1 \$1,300	1 \$1,300	1 \$1,300
Guards (watchmen).....	14 1,477	14 1,477	13 1,466
Elevator conductors.....	2 1,315	2 1,315	2 1,315
Skilled laborers, grade 1.....	2 1,377	2 1,377	2 1,439
Salary range, \$1,020 to \$1,260; average, \$1,140—			
Unskilled laborer.....	1 1,252	1 1,252	1 1,252
Salary range, \$900 to \$780; average, \$890—			
Charwomen.....	3 740	3 740	3 740
Temporary and overtime.....	5,530	4,850	3,992
Reserve.....		1,700	
Total average number of employees.....	125	125	127
01 Total salaries and wages, field service.....	254,000.00	255,000.00	254,383.07

*Contingent Expenses, Assay Office at New York—*

For incidental and contingent expenses, including new machinery and repairs, net wastage in the melting and refining department, and loss on sale of sweeps arising from the treatment of bullion (*act Mar. 2, 1926, vol. 44, p. 150*)

\$84,000.00

\$85,000.00

	Estimated expenditures, 1928 appropriation	Estimated expenditures, 1927 appropriation	Expended and obligated, 1926
Supplies and materials:			
0200 Stationery and office supplies.....	\$500	\$500	\$656
0210 Medical and hospital supplies.....	30	30	30
0220 Scientific and educational supplies.....	19,400	19,400	20,015
0230 Fuel.....	9,000	9,000	9,521
0240 Wearing apparel and sewing supplies.....	2,000	2,000	2,748
0280 Sundry supplies.....	11,200	11,200	11,406
0290 Materials.....	1,200	1,200	1,689
02 Total supplies and materials.....	43,330	43,330	46,065
05 Communication service (telephone).....	600	600	660
06 Travel expenses.....	30	30	36
07 Transportation of things (service).....	50	50	61
10 Furnishing of heat, light, power, water, and electricity (service).....	28,000	28,200	28,580
12 Repairs and alterations.....	4,000	4,000	3,686
13 Special and miscellaneous current expenses.....	6,390	6,390	7,448
Equipment:			
3010 Furniture, furnishings, and fixtures.....	100	100	2,483
3020 Educational, scientific, and recreational equipment.....	1,000	1,000	
3050 Other equipment.....	500	500	275
30 Total equipment.....	1,600	1,600	2,758
Reserve.....		800	
Total.....	84,000	85,000	89,294

*Salaries and Wages, Assay Office at Seattle—*

Salaries: For compensation of officers and employees (*act Mar. 2, 1926, vol. 44, p. 150*)

19,680.00

19,680.00

	Estimated expenditures, 1928 appropriation	Estimated expenditures, 1927 appropriation	Expended and obligated, 1926
Field service:			
Salaries and wages—			
Salary range, \$2,700 to \$3,300; average, \$3,000—			
Assayer in charge.....	Average— No. Salary	Average— No. Salary	Average— No. Salary
Salary range, \$2,100 to \$2,700; average, \$2,400—	1 \$3,000	1 \$3,000	1 \$3,000
Assistant assayer.....	1 2,100	1 2,100	1 2,267
Salary range, \$1,960 to \$2,400; average, \$2,100—	1 2,100	1 2,100	1 2,100
Senior clerk.....	1 2,100	1 2,100	1 2,100
Salary range, \$1,680 to \$2,040; average, \$1,860—			
Clerk.....	1 1,860	1 1,860	1 1,860
Underassayer.....	1 1,860	1 1,860	1 1,860
Melter.....	1 1,860	1 1,860	1 1,860
Salary range, \$1,500 to \$1,860; average, \$1,680—			
Skilled workman.....	1 1,860	1 1,860	1 1,693
Assistant melter.....	1 1,560	1 1,560	1 1,560
Salary range, \$1,140 to \$1,500; average, \$1,320—			
Helper.....	1 1,200	1 1,200	1 1,200
Watchmen.....	2 1,140	2 1,140	2 1,140
Total average number of employees.....	11	11	10
01 Total salaries and wages, field service.....	19,680.00	19,680.00	19,196.67

*Estimates of appropriations required for the service of the fiscal year ending June 30, 1928—Continued*

General object (title of appropriation), date of acts, references to Statutes at Large, or to Revised Statutes, and estimated amount required for each detailed object				Total amount to be appropriated under each head of appropriation	Amount appropriated for the fiscal year ending June 30, 1927
<i>Contingent Expenses, Assay Office at Seattle—</i> For incidental and contingent expenses (act Mar. 2, 1926, vol. 44, p. 150)				\$6,000.00	\$5,000.00
	Estimated expenditures, 1928 appropriation	Estimated expenditures, 1927 appropriation	Expended and obligated, 1926		
Supplies and materials:					
0220 Scientific and educational supplies	\$200.00	\$200.00	\$76.70		
0230 Fuel	1,175.00	1,175.00	1,075.40		
0280 Sundry supplies	750.00	450.00	491.43		
02 Total supplies and materials	2,125.00	1,825.00	1,643.53		
Communication service:					
0500 Telegraph service	10.00	10.00	1.27		
0510 Telephone service	141.00	141.00	141.00		
05 Total communication service	151.00	151.00	142.27		
06 Travel expenses	150.00		5.00		
07 Transportation of things (service)	25.00	25.00	32.38		
10 Furnishing of heat, light, power, water, and electricity (service)	350.00	350.00	304.48		
11 Rent of buildings and structures	2,100.00	2,100.00	2,100.00		
12 Repairs and alterations	570.00	127.00	226.30		
13 Special and miscellaneous current expenses	529.00	422.00	413.80		
30 Equipment			1,128.25		
Total	6,000.00	5,000.00	5,996.01		
Total, Mint Service				1,660,390.00	1,684,750.00
OFFICE OF SUPERVISING ARCHITECT					
<i>Salaries, Office of Supervising Architect—</i> Salaries: For the Supervising Architect, and other personal services in the District of Columbia, in accordance with the classification act of 1923 (acts Mar 3, 1875, vol. 18, p. 396, sec. 2; Mar. 2, 1926, vol. 44, p. 150; July 3, 1926, vol. 44, p. 895)				360,000.00	371,720.00
	Estimated expenditures, 1928 appropriation	Estimated expenditures, 1927 appropriation	Expended and obligated, 1926		
Departmental service:					
Salaries—					
Clerical, administrative, and fiscal service—					
Grade 13, \$6,000 to \$7,500; average, \$6,750—	Average—	Average—	Average—		
Executive officer (chief administrative officer)	No. Salary	No. Salary	No. Salary		
Grade 12, \$5,200 to \$6,000; average, \$5,600—	1 \$6,750	1 \$6,500			
Senior administrative officer (executive officer)	1 5,600	1 5,600	1 \$5,200		
Grade 11, \$3,800 to \$5,000; average, \$4,400—					
Administrative officer (special assistant to assistant secretary)	1 4,400	1 4,400			
Grade 10, \$3,300 to \$3,900; average, \$3,600—					
Junior administrative officers (division superintendents, etc.)	3 3,600	3 3,600	3 3,300		
Grade 9, \$3,000 to \$3,600; average, \$3,300—					
Senior administrative assistants	2 3,300	2 3,300	2 3,000		
Grade 8, \$2,700 to \$3,300; average, \$3,000—					
Administrative assistant	1 3,000	1 3,000	1 2,700		
Grade 7, \$2,400 to \$3,000; average, \$2,700—					
Junior administrative assistants	5 2,700	5 2,700	3 2,533		
Grade 6, \$2,100 to \$2,700; average, \$2,400—					
Principal clerks	13 2,400	13 2,400	6 2,271		
Grade 5, \$1,800 to \$2,400; average, \$2,111.42—					
Senior clerks	9 2,112	9 2,100	10 2,087		
Grade 4, \$1,680 to \$2,040; average, \$1,860—					
Clerks	21 1,861	23 1,860	25 1,860		
Grade 3, \$1,500 to \$1,680; average, \$1,680—					
Assistant clerks	48 1,680	50 1,680	26 1,658		
Grade 2, \$1,320 to \$1,680; average, \$1,500—					
Junior clerks	27 1,500	28 1,500	24 1,447		
Grade 1, \$1,140 to \$1,500; average, \$1,320—					
Underclerks	19 1,320	22 1,320	17 1,246		
Professional service—					
Grade 5, \$5,200 to \$6,000; average, \$5,600—					
Senior engineer (technical officer)	1 5,600	1 5,600	1 5,200		
Senior engineers (technical division superintendents)	4 5,600	4 5,600	4 5,200		

*Estimates of appropriations required for the service of the fiscal year ending June 30, 1928—Continued*

General object (title of appropriation), date of acts, references to Statutes at Large, or to Revised Statutes, and estimated amount required for each detailed object				Total amount to be appropriated under each head of appropriation	Amount appropriated for the fiscal year ending June 30, 1927
<i>Salaries, Office of Supervising Architect—Continued.</i>					
Departmental service—Continued.					
Salaries—Continued.					
Professional service—Continued.					
Grade 4, \$3,800 to \$5,000; average, \$4,400—	Average— No. Salary	Average— No. Salary	Average— No. Salary		
Attorney (chief law and records division).....	1 \$4,400	1 \$4,400	1 \$3,800		
Engineer (technical division superintendent, repairs).....	1 4,400	1 4,400	1 3,800		
Engineers (technical division assistant superintendents).....	3 4,400	3 4,400	3 3,800		
Engineer (head draftsman).....	1 4,400	1 4,400	1 3,800		
Custodial service—					
Grade 3, \$1,020 to \$1,260; average, \$1,140—					
Senior laborers.....	3 1,200	3 1,200	3 1,200		
Messengers.....	6 1,110	6 1,110	5 1,060		
Grade 2, \$900 to \$1,140; average, \$1,020—					
Junior laborers.....	2 1,020	2 1,010	2 960		
Assistant messengers.....	7 1,020	7 960	4 900		
Total average number of employees.....	180	188	143 $\frac{4}{5}$		
Total salaries, departmental service.....	360,000	371,720	274,065		
The difference between 1928 and 1927 is due to decrease in force (8 employees, bureau of supply, \$11,720).					
PUBLIC BUILDINGS, SITES, CONSTRUCTION, EXTENSION, REMODELING, RENTS, ETC.					
<i>Bristol, R. I., Post Office and Customhouse—</i>					
For acquisition of additional land, construction of driveway, improvements and repairs to building.....				\$5,000.00	
<i>Chicago, Ill., Post Office, Courthouse, etc.—</i>					
For installation of additional generating unit.....				25,000.00	
<i>Cincinnati, Ohio, Customhouse and Post Office—</i>					
For lighting and incidental painting.....				50,000.00	
<i>New Haven, Conn., Post Office—</i>					
For renewal of water-supply system.....				16,000.00	
<i>New York, N. Y., Customhouse—</i>					
For renewal of water-supply system.....				33,500.00	
<i>Remodeling and Enlarging Public Buildings—</i>					
Remodeling, and so forth, public buildings: For remodeling, enlarging, and extending completed and occupied public buildings, including any necessary and incidental additions to or changes in mechanical equipment thereof, so as to provide or make available additional space in emergent cases, not to exceed an aggregate of <b>[\$20,000]</b> \$25,000 at any one building (act Mar. 2, 1926, vol. 44, p. 150).....				500,000.00	\$600,000.00
<i>Washington, D. C., Treasury Building—</i>					
Treasury Building, Washington, D. C.: For an additional amount for changes in screen, new furniture, and so forth, in cash room.....				20,000.00	
<i>Rent of Temporary Quarters—</i>					
Rent of temporary quarters: For rent of temporary quarters for the accommodation of Government officials and moving expenses incident thereto fiscal year <b>[1927]</b> 1928 (act July 3, 1926, vol. 44, p. 875).....				175,000.00	175,000.00
	Estimated expenditures, 1928 appropriation	Estimated expenditures, 1927 appropriation	Expended and obligated, 1926		
11 Rent.....	\$175,000.00	\$175,000.00			
Repairs and alterations:					
1200 Buildings.....	500,000.00	700,000.00	\$493,331.65		
1290 Special and miscellaneous repairs and alterations.....	124,500.00	300,000.00	257,441.87		
12 Total repairs and alterations.....	624,500.00	1,000,000.00	750,773.52		
31 Lands and interests in lands (sites).....		6,000,000.00			
32 Structures and parts (buildings).....	25,000.00	7,000,000.00	1,505,246.50		
Total.....	824,500.00	14,175,000.00	2,256,020.02		
Appropriations for construction of buildings, etc., for 1927, not asked for 1928.....					12,549,000.00
Total, public buildings, sites, construction, extension, remodeling, rents, etc.....				824,500.00	13,324,000.00

*Estimates of appropriations required for the service of the fiscal year ending June 30, 1928—Continued*

General object (title of appropriation), date of acts, references to Statutes at Large, or to Revised Statutes, and estimated amount required for each detailed object				Total amount to be appropriated under each head of appropriation	Amount appropriated for the fiscal year ending June 30, 1927
<b>MARINE HOSPITALS</b>					
<i>Key West, Fla., Marine Hospital—</i> For remodeling, exterior and interior painting, wire screens, wood shutters, main hospital and residence of pharmacist				\$6, 000. 00	
<i>New York, N. Y., Marine Hospital—</i> For improving existing facilities				23, 000. 00	
<i>St. Louis, Mo., Marine Hospital—</i> For improving existing facilities				10, 000. 00	
	Estimated expenditures, 1928 appropriation	Estimated expenditures, 1927 appropriation	Expended and obligated, 1926		
Repairs and alterations:					
1200 Buildings		\$200, 000. 00	\$72, 419. 21		
1290 Special and miscellaneous repairs and alterations	\$39, 000. 00	50, 000. 00	23, 762. 82		
12 Total repairs and alterations	39, 000. 00	250, 000. 00	96, 182. 03		
31 Lands and interests in lands (sites)		135, 000. 00			
32 Structures and parts (buildings)		515, 000. 00			
Total	39, 000. 00	900, 000. 00	96, 182. 03		
Appropriations for marine hospitals for 1927 not asked for 1928					\$436, 200. 00
Total, marine hospitals				39, 000. 00	436, 200. 00
<b>QUARANTINE STATIONS</b>					
<i>Columbia River (Astoria), Oreg., Quarantine Station—</i> For repairs to wharf, approaches, etc				9, 000. 00	
	Estimated expenditures, 1928 appropriation	Estimated expenditures, 1927 appropriation	Expended and obligated, 1926		
Repairs and alterations:					
1200 Buildings		\$100, 000. 00	\$83, 781. 92		
1290 Special and miscellaneous repairs and alterations	\$9, 000. 00	50, 000. 00	17, 997. 60		
12 Total repairs and alterations	9, 000. 00	150, 000. 00	101, 779. 52		
32 Structures and parts (buildings)		350, 000. 00	48, 905. 19		
Total	9, 000. 00	500, 000. 00	150, 684. 71		
Appropriations for quarantine stations for 1927 not asked for 1928					222, 040. 00
Total, quarantine stations				9, 000. 00	222, 040. 00
The foregoing work under marine hospitals and quarantine stations shall be performed under the supervision and direction of the Supervising Architect of the Treasury.					
Total, public buildings, construction, extensions, remodeling, rents, etc., marine hospitals, and quarantine stations				872, 500. 00	13, 982, 240. 00
<b>PUBLIC BUILDINGS, REPAIRS, EQUIPMENT, AND GENERAL EXPENSES</b>					
<i>Repairs and Preservation of Public Buildings—</i> Repairs and preservation: For repairs and preservation of all completed and occupied public buildings and the grounds thereof under the control of the Treasury Department, and for wire partitions and fly screens therefor; Government wharves and piers under the control of the Treasury Department, together with the necessary dredging adjacent thereto; care of vacant sites under the control of the Treasury Department, such as necessary fences, filling dangerous holes, cutting grass and weeds, but not for any permanent improvements thereon; repairs and preservation of buildings not reserved by vendors on sites under the control of the Treasury Department acquired for public buildings or the enlargement of public buildings, the expenditures on this account for the current fiscal year not to exceed 15 per centum of the annual rentals of such buildings: <i>Provided</i> , That of the sum herein appropriated not exceeding \$115,000 may be used for the repair and preservation of marine hospitals, the national leprosarium, and quarantine stations (including Marcus Hook) and completed and occupied outbuildings (including wire partitions and fly screens for same), and not exceeding \$24,500 for the Treasury, Treasury Annex, Liberty Loan, Butler, and Auditors' Buildings in the District of Columbia including not to exceed \$700 for acoustical treatment of ceiling of room 324 Treasury Building: <i>Provided further</i> , That this sum shall not be available for the payment of personal services except for work done by contract or for temporary job labor under exigency not exceeding at one time the sum of \$100 at any one building (act Mar. 2, 1926, vol. 44, p. 151)				1, 010, 000. 00	930, 000. 00

*Estimates of appropriations required for the service of the fiscal year ending June 30, 1928—Continued*

General object (title of appropriation), date of acts, references to Statutes at Large, or to Revised Statutes, and estimated amount required for each detailed object				Total amount to be appropriated under each head of appropriation	Amount appropriated for the fiscal year ending June 30, 1927
<i>Repairs and Preservation of Public Buildings—Continued.</i>					
	Estimated expenditures, 1928 appropriation	Estimated expenditures, 1927 appropriation	Expended and obligated, 1926		
<b>GENERAL</b>					
Transportation of things (service):					
0700 Freight and incidental charges	\$400.00	\$400.00	\$352.31		
0730 Local transportation	200.00	200.00	116.66		
07 Total transportation of things (service)	600.00	600.00	468.97		
10 Furnishing of heat, light, power, etc. (water for fire protection)	3,500.00	2,500.00	2,140.76		
Repairs and alterations:					
1200 Buildings	780,000.00	700,000.00	716,583.72		
1210 Excavations, embankments, and surfacings	55,000.00	45,000.00	49,525.20		
12 Total repairs and alterations	835,000.00	745,000.00	765,108.92		
Equipment:					
3019 Equipment for convenience and comfort	7,000.00	5,000.00	5,585.07		
3054 Fire protection and fire fighting equipment	7,400.00	5,400.00	5,189.33		
30 Total equipment	14,400.00	10,400.00	10,774.40		
Structures and parts:					
3212 Wiring and necessary supports, including street lamps	11,000.00	8,000.00	7,732.37		
3223 Horticultural and agricultural improvements	6,000.00	4,000.00	4,531.31		
32 Total structures and parts	17,000.00	12,000.00	12,263.68		
Reserve		20,000.00			
Total	870,500.00	790,500.00	790,766.73		
<b>MARINE HOSPITALS AND QUARANTINE STATIONS</b>					
Transportation of things:					
0700 Freight and incidental charges	1,000.00	1,000.00	931.21		
0730 Local transportation of things	1,500.00	1,500.00	1,466.93		
07 Total transportation of things	2,500.00	2,500.00	2,398.14		
Repairs and alterations:					
1200 Buildings	75,000.00	75,000.00	70,129.57		
1210 Excavations, embankments, and surfacings	1,500.00	1,500.00	1,366.00		
1240 Bridges, viaducts, piers, and wharves	15,000.00	15,000.00	14,160.00		
12 Total repairs and alterations	91,500.00	91,500.00	85,655.57		
Equipment:					
3019 Equipment for convenience and comfort	5,000.00	5,000.00	4,487.22		
3054 Fire preventing and fire fighting equipment	8,000.00	8,000.00	7,660.90		
30 Total equipment	13,000.00	13,000.00	12,148.12		
Structures and parts:					
3212 Excavations, surfacing, and wiring	5,000.00	5,000.00	4,944.16		
3223 Horticultural and agricultural improvements	3,000.00	3,000.00	2,943.81		
32 Total structures and parts	8,000.00	8,000.00	7,887.97		
Total	115,000.00	115,000.00	108,089.80		
<b>TREASURY, TREASURY ANNEX, LIBERTY LOAN, BUTLER, AND AUDITORS' BUILDINGS</b>					
12 Repairs and alterations (buildings)	23,500.00	23,500.00	20,582.27		
32 Structures and parts (horticultural and agricultural improvements)	1,000.00	1,000.00	554.94		
Total	24,500.00	24,500.00	21,137.21		
Total	1,010,000.00	830,000.00	919,993.74		

*Estimates of appropriations required for the service of the fiscal year ending June 30, 1928—Continued*

General object (title of appropriation), date of acts, references to Statutes at Large, or to Revised Statutes, and estimated amount required for each detailed object	Total amount to be appropriated under each head of appropriation	Amount appropriated for the fiscal year ending June 30, 1927
<b>Mechanical Equipment for Public Buildings—</b> Mechanical equipment: For installation and repair of mechanical equipment in all completed and occupied public buildings under the control of the Treasury Department, including heating, hoisting, plumbing, gas piping, ventilating, vacuum cleaning, and refrigerating apparatus, electric-light plants, meters, interior pneumatic-tube and intercommunicating telephone systems, conduit, wiring, call-bell and signal systems, and for maintenance and repair of tower clocks; for installation and repair of mechanical equipment, for any of the foregoing items, in buildings not reserved by vendors on sites under the control of the Treasury Department acquired for public buildings or the enlargements of public buildings, the total expenditures on this account for the current fiscal year not to exceed 10 per centum of the annual rentals of such buildings: <i>Provided</i> , That of the sum herein appropriated, not exceeding \$100,000 may be used for the installation and repair of mechanical equipment in marine hospitals, the national leprosarium, and quarantine stations (including Marcus Hook), and not exceeding \$38,000 for the Treasury, Treasury Annex, Liberty Loan, Butler, and Auditors' Buildings, in the District of Columbia, but not including the generating plant and its maintenance in the Auditors' Building, and not exceeding \$10,000 for the maintenance, changes in, and repairs of pneumatic tube system between the appraisers' warehouse at Greenwich, Christopher, Washington, and Barrow Streets and the new customhouse in Bowling Green, Borough of Manhattan, in the city of New York, including repairs to the street pavement and subsurface necessary incident to or resulting from such maintenance, changes, or repairs: <i>Provided further</i> , That this sum shall not be available for the payment of personal services except for work done by contract, or for temporary job labor under exigency not exceeding at one time the sum of \$100 at any one building ( <i>acts Mar. 2, 1926, vol. 44, p. 151; July 3, 1926, vol. 44, p. 875</i> )	\$540, 000. 00	\$521, 700. 00

	Estimated expenditures, 1928 appropriation	Estimated expenditures, 1927 appropriation	Expended and obligated, 1926
<b>GENERAL</b>			
Transportation of things:			
0700 Freight and incidental charges	\$500. 00	\$500. 00	\$282. 04
0730 Local transportation of things	100. 00	100. 00	17. 93
07 Total transportation of things	600. 00	600. 00	299. 97
Repairs and alterations:			
1220 Mines, quarries, etc.	1, 000. 00	1, 000. 00	478. 58
1280 Machinery and equipment	315, 000. 00	320, 000. 00	347, 259. 00
12 Total repairs and alterations	316, 000. 00	321, 000. 00	347, 735. 58
13 Special and miscellaneous current expenses (burglar alarm, fire alarm, and clock regulation service)	1, 400. 00	1, 400. 00	1, 456. 15
Equipment:			
3051 Miscellaneous heat, light, and power equipment	30, 000. 00	30, 000. 00	33, 070. 12
3053 Elevators and other equipment for lifting	40, 000. 00	40, 000. 00	43, 918. 29
3058 Ventilating and air-purifying equipment	4, 000. 00	5, 700. 00	4, 999. 96
30 Total equipment	74, 000. 00	75, 700. 00	81, 988. 37
Reserve		10, 000. 00	
Total	392, 000. 00	408, 700. 00	
<b>MARINE HOSPITALS AND QUARANTINE STATIONS</b>			
Transportation of things:			
0700 Freight and incidental charges	300. 00	300. 00	247. 26
0730 Local transportation of things	100. 00	100. 00	
07 Total transportation of things	400. 00	400. 00	247. 26
Repairs and alterations:			
1220 Mines, quarries, etc.	2, 000. 00	2, 000. 00	1, 003. 00
1280 Machinery and equipment	80, 000. 00	80, 000. 00	57, 859. 82
12 Total repairs and alterations	82, 000. 00	82, 000. 00	58, 862. 82
13 Special and miscellaneous current expenses (burglar alarm, fire alarm, and clock regulation service)	2, 000. 00	2, 000. 00	1, 060. 29
Equipment:			
3051 Miscellaneous heat, light, and power equipment	14, 900. 00	14, 900. 00	11, 064. 75
3058 Ventilating and air-purifying equipment	700. 00	700. 00	488. 10
30 Total equipment	15, 600. 00	15, 600. 00	11, 552. 85
Total	100, 000. 00	100, 000. 00	71, 723. 22

*Estimates of appropriations required for the service of the fiscal year ending June 30, 1928—Continued*

General object (title of appropriation), date of acts, references to Statutes at Large, or to Revised Statutes, and estimated amount required for each detailed object

Total amount to be appropriated under each head of appropriation

Amount appropriated for the fiscal year ending June 30, 1927

*Mechanical Equipment for Public Buildings—Continued.*

	Estimated expenditures, 1928 appropriation	Estimated expenditures, 1927 appropriation	Expended and obligated, 1926
TREASURY, TREASURY ANNEX, LIBERTY LOAN, BUTLER, AND AUDITORS' BUILDINGS			
12 Repairs and alterations (machinery and equipment)	\$32,000.00	\$32,000.00	\$5,872.96
13 Special and miscellaneous current expenses (burglar-alarm, fire-alarm, and clock-regulation service)	2,000.00	2,000.00	363.01
Equipment:			
3051 Miscellaneous heat, light, and power equipment	2,000.00	2,000.00	228.03
3058 Ventilating and air-purifying equipment	2,000.00	2,000.00	1,852.67
30 Total equipment	4,000.00	4,000.00	2,080.70
Total	38,000.00	38,000.00	8,316.67
PNEUMATIC-TUBE SERVICE, NEW YORK, N. Y.			
Repairs and alterations:			
1220 Mines, quarries, etc.	5,000.00	5,000.00	98.40
1250 Machinery and equipment	5,000.00	5,000.00	
12 Total repairs and alterations	10,000.00	10,000.00	98.40
Total	540,000.00	556,700.00	511,618.36

<sup>1</sup> Includes \$35,000 deficiency appropriation provided by act approved July 3, 1926.

*Vaults and Safes for Public Buildings—*

Vaults and safes: For vaults and lock-box equipments and repairs thereto in all completed and occupied public buildings under the control of the Treasury Department, and for the necessary safe equipments and repairs thereto in all public buildings under the control of the Treasury Department, whether completed and occupied or in course of construction, exclusive of personal services, except for work done by contract or for temporary job labor under exigency not exceeding at one time the sum of \$50 at any one building (*act Mar. 2, 1926, vol. 44, p. 152*)

\$140,000.00

\$100,000.00

	Estimated expenditures, 1928 appropriation	Estimated expenditures, 1927 appropriation	Expended and obligated, 1926
Transportation of things:			
0700 Freight and incidental charges	\$1,000.00	\$500.00	\$321.94
0730 Local transportation of things	1,000.00	500.00	262.68
07 Total transportation of things	2,000.00	1,000.00	584.62
12 Repairs and alterations (machinery equipment)	48,000.00	27,000.00	28,898.26
30 Equipment (depositories for commodities—vaults and safes)	90,000.00	67,000.00	69,488.89
Reserve		5,000.00	
Total	140,000.00	100,000.00	98,971.77



*Estimates of appropriations required for the service of the fiscal year ending June 30, 1928—Continued*

General object (title of appropriation), date of acts, references to Statutes at Large, or to Revised Statutes, and estimated amount required for each detailed object	Total amount to be appropriated under each head of appropriation	Amount appropriated for the fiscal year ending June 30, 1927
<b>General Expenses of Public Buildings—</b> General expenses: To enable the Secretary of the Treasury to execute and give effect to the provisions of section 6 of the act of May 30, 1908 (Thirty-fifth Statutes, page 537): For salaries of architectural and engineering personnel and inspectors in the District of Columbia and elsewhere, not exceeding <b>[\$1,092,490]</b> \$1,104,800; expenses of superintendence, including expenses of all inspectors and other officers and employees, on duty or detailed in connection with work on public buildings and the furnishing and equipment thereof and the work of the Supervising Architect's Office, under orders from the Treasury Department; for the transportation of household goods, incident to change of headquarters of [supervising superintendents, superintendents, and junior superintendents of construction] <i>district engineers, construction engineers, inspection engineers</i> , and inspectors, not in excess of five thousand pounds at any one time, together with the necessary expense incident to packing and draying the same, not to exceed in any one year a total expenditure of \$4,500; office rent and expenses of [superintendents], <i>field force</i> , including temporary stenographic and other assistance, in the preparation of reports and the care of public property, and so forth; advertising; office supplies, including drafting materials, specially prepared paper, typewriting machines, adding machines, and other mechanical labor-saving devices, and exchange of same; furniture; carpets, electric-light fixtures, and office equipment; telegraph and telephone service; freight, expressage, and postage incident to shipments of drawings; [superintendents'] furniture and supplies <i>for the field forces</i> , testing instruments, and so forth, including articles and supplies not usually payable from other appropriations: <i>Provided</i> , That no expenditures shall be made hereunder for transportation of operating supplies for public buildings; not to exceed \$1,000 for books of reference, law books, technical periodicals and journals; ground rent at Salamanca, New York, for which payment may be made in advance; contingencies of every kind and description, traveling expenses of site agents, recording deeds and other evidences of title, photographic instruments, chemicals, plates, and photographic materials, and such other articles and supplies and such minor and incidental expenses not enumerated, connected solely with work on public buildings, the acquisition of sites, and the administrative work connected with the annual appropriations under the Supervising Architect's Office as the Secretary of the Treasury may deem necessary and specially order or approve, but not including heat, light, janitor service, awnings, curtains, or any expenses for the general maintenance of the Treasury Building, or surveys, plaster models, progress photographs, test pit borings, or mill and shop inspections, <b>[\$1,285,490]</b> \$1,300,000, of which amount not to exceed <b>[\$688,280]</b> \$700,000 may be expended for personal services in the District of Columbia ( <i>acts Mar. 2, 1926, vol. 44, p. 152; July 3, 1926, vol. 44, p. 875</i> )	\$1, 300, 000. 00	\$1, 285, 490. 00

	Estimated expenditures, 1928 appropriation	Estimated expenditures, 1927 appropriation	Expended and obligated, 1926
Departmental service:			
Salaries—			
Professional service—	<i>Average—</i>	<i>Average—</i>	<i>Average—</i>
Grade 4, \$3,800 to \$5,000; average, \$4,400—	No. Salary	No. Salary	No. Salary
Engineers.....	22 \$4, 100	20½ \$4, 035	10½ \$3, 800
Grade 3, \$3,000 to \$3,800; average, \$3,800—			
Associate engineers.....	108 3, 146	90 3, 116	21 3, 062
Grade 2, \$2,400 to \$3,000; average, \$2,700—			
Assistant engineers.....	76 2, 650	68½ 2, 530	35 2, 508
Grade 1, \$1,860 to \$2,400; average, \$2,111.42—			
Junior engineers.....	9 1, 975	6½ 1, 926	4½ 1, 940
Subprofessional service—			
Grade 8, \$2,400 to \$3,000; average, \$2,700—			
Chief engineering draftsman.....	10 2, 600	7 2, 471	2½ 2, 400
Grade 6, \$1,860 to \$2,400; average, \$2,111.42—			
Senior engineering draftsman.....	2 2, 100	1½ 2, 007	
Grade 5, \$1,680 to \$2,040; average, \$1,860—			
Engineering draftsman.....	8 1, 855	8 1, 815	7 1, 706
Grade 4, \$1,500 to \$1,860; average, \$1,680—			
Assistant engineering draftsman.....	1 1, 680	1 1, 680	1 1, 560
Grade 3, \$1,320 to \$1,680; average, \$1,500—			
Junior engineering draftsman.....	2 1, 440	1½ 1, 360	

*Estimates of appropriations required for the service of the fiscal year ending June 30, 1928—Continued*

General object (title of appropriation), date of acts, references to Statutes at Large, or to Revised Statutes, and estimated amount required for each detailed object				Total amount to be appropriated under each head of appropriation	Amount appropriated for the fiscal year ending June 30, 1927
<b>General Expenses of Public Buildings—Continued.</b>					
Departmental service—Continued.					
Salaries—Continued.					
Subprofessional service—Continued.					
Grade 2, \$1,140 to \$1,500; average, \$1,320—					
Apprentice engineering draftsman.....	Average— No. 1	Average— Salary \$1,260	Average— No. 1	Average— Salary \$1,200	Average— No. 1
Total average number of employees.....	239	700,000	205	588,129	80 1/2
Total salaries, departmental service.....					\$217,205
Less reimbursement from other departments.....					19,831
Net amount expended in 1926.....					197,374
Estimated lapses due to inability to secure the full quota of technical employees provided for in previous appropriation acts.....			100,151		
The difference between 1928 and 1927 is due to—		700,000	688,280		197,374
Increase in force.....					\$3,654
Increase in salaries.....					8,066
Total increase.....		11,720			
Field service:					
Salaries and wages—					
Salary range, \$3,800 to \$5,000; average, \$4,400—					
District engineers.....	6	4,800	6	4,800	5
Construction engineers.....	21	3,991	21	3,989	21 1/2
Inspection engineers.....	9	4,022	9	4,022	9
Salary range, \$3,000 to \$3,600; average, \$3,300—					
Construction engineers.....	61	3,267	61	3,258	16 1/2
Inspection engineers.....	3	3,400	3	3,400	
Inspectors.....	9	3,178	9	3,178	9
Site agents.....	3	3,300	3	3,300	
Less reimbursement from other departments.....		396,800	396,210		194,461
Net amount expended in 1926.....					3,303
Part salary 1 engineer, payable from "Operating force for public buildings".....		2,000	2,000		191,158
Net average number of employees.....	112	394,800	112	394,210	60 1/2
Net salaries and wages, field service.....		10,000		10,000	189,158
Miscellaneous personal services (part time).....					5,722
Total salaries and wages, field service.....		404,800	404,210		194,880
The difference between 1928 and 1927 is due to increase in salaries, \$590.					
01 Total personal services.....		1,104,800	1,092,490		392,254
02 Supplies and materials.....		15,000.00	15,000.00		4,078.00
05 Communication service.....		8,000.00	8,000.00		3,625.45
06 Travel expenses.....		138,000.00	131,000.00		60,060.32
07 Transportation of things.....		5,700.00	5,700.00		2,214.01
08 Blue printing, etc.....		250.00	250.00		120.31
09 Advertising.....		10,000.00	10,000.00		4,086.59
11 Rents.....		6,000.00	6,000.00		3,462.36
13 Special expenses.....		50.00	50.00		2.75
30 Equipment.....		12,000.00	12,000.00		11,601.71
Reserve.....			5,000.00		
Total.....		1,300,000.00	1,285,490.00		481,505.50
<b>Outside Professional Services—</b>					
Outside professional services: To enable the Secretary of the Treasury to obtain architectural services, as provided in the public buildings act approved May 25, 1926, viz, "to procure by contract the floor plans and designs of buildings developed sufficiently to serve as guides for the preparation of working drawings and specifications, or to employ advisory assistance involving design or engineering features, and to employ, to the extent deemed necessary by him in connection with the construction of buildings for the Departments of Commerce and Labor, the architects who were successful in competition heretofore held for a building for the then Department of Commerce and Labor, and to pay reasonable compensation for such services" fiscal year [1927] 1928 (act July 3, 1926, vol. 44, p. 875).....				\$100,000.00	\$150,000.00
0150 Outside professional services: Expenditures—1928, \$100,000; 1927, \$150,000.					
Total, repairs, equipment, and general expenses.....				3,090,000.00	2,987,190.00

*Estimates of appropriations required for the service of the fiscal year ending June 30, 1928—Continued*

General object (title of appropriation), date of acts, references to Statutes at Large, or to Revised Statutes, and estimated amount required for each detailed object	Total amount to be appropriated under each head of appropriation	Amount appropriated for the fiscal year ending June 30, 1927
<b>PUBLIC BUILDINGS, OPERATING EXPENSES</b>		
<i>Operating Force for Public Buildings—</i> Operating force: For such personal services as the Secretary of the Treasury may deem necessary in connection with the care, maintenance, and repair of all public buildings under the control of the Treasury Department (except as hereinafter provided), together with the grounds thereof and the equipment and furnishings therein, including assistant custodians, janitors, watchmen, laborers, and charwomen; engineers, firemen, elevator conductors, coal passers, electricians, dynamo tenders, lampists, and wiremen; mechanical labor force in connection with said buildings, including carpenters, plumbers, steam fitters, machinists, and painters, but in no case shall the rates of compensation for such mechanical labor force be in excess of the rates current at the time and in the place where such services are employed, <b>[\$6,500,000] \$6,650,000: Provided,</b> That the foregoing appropriation shall be available for use in connection with all public buildings under the control of the Treasury Department, including the customhouse in the District of Columbia, but not including any other public building within the District of Columbia, and exclusive of marine hospitals, quarantine stations, mints, branch mints, and assay offices ( <i>act Mar. 2, 1926, vol. 44, p. 153</i> )	\$6, 650, 000. 00	\$6, 500, 000. 00

	Estimated expenditures, 1928 appropriation	Estimated expenditures, 1927 appropriation	Expended and obligated, 1926
<b>Field service:</b>			
<b>Salary and wages—</b>	<i>Average—</i>	<i>Average—</i>	<i>Average—</i>
Salary range, \$3,800 to \$5,000; average, \$4,400—	No. 1 Salary \$3,800	No. 1 Salary \$3,800	No. 1 Salary \$3,300
Supervising chief engineer	1 3,800	1 3,800	1 3,100
Supervising chief engineer and superintendent of repairs	1 3,100	1 3,000	1 3,000
Salary range, \$3,000 to \$3,600; average, \$3,300—			
Assistant supervising chief engineer	1 2,600	1 2,500	1 2,500
Salary range, \$2,400 to \$3,000; average, \$2,700—			
Assistant superintendent of repairs	21 2,576	20 2,430	20 2,300
Assistant custodians	28 2,461	28 2,461	26 2,069
Enginemen	1 2,500	1 2,400	1 2,100
Draftsman			
Salary range, \$2,100 to \$2,700; average, \$2,400—			
Assistant custodians	13 2,277	13 2,207	13 2,207
Enginemen	3 2,300	3 2,300	5 1,866
Salary range, \$1,860 to \$2,400; average, \$2,100—			
Assistant superintendent of repairs	1 2,000	1 2,000	1 2,000
Assistant custodians	24 1,919	24 1,883	27 1,717
Stenographer-typist	1 1,990	1 1,920	1 1,900
Enginemen	97 1,997	97 1,984	88 1,590
Salary range, \$1,680 to \$2,040; average, \$1,860—			
Electrical mechanic	1 2,000	1 1,900	1 1,900
Firemen	10 1,920	10 1,920	10 1,920
Oilers	2 1,920	2 1,920	2 1,920
Foreman of carpenters	1 2,040	1 1,980	1 1,920
Foreman of plumbers	1 2,040	1 1,980	1 1,920
Machinists	4 1,880	4 1,845	4 1,755
Enginemen	68 1,885	68 1,851	64 1,349
Carpenters	20 1,840	19 1,800	19 1,650
Plumbers	7 1,877	7 1,817	8 1,755
Cabinetmaker	1 1,860	1 1,800	1 1,680
Carpenter and locksmith	1 1,860	1 1,800	1 1,140
Steam fitters	1 1,860	1 1,800	2 1,830
Painters	3 1,740	3 1,680	3 1,580
Ironworker	1 1,860	1 1,800	1 1,620
Electricians	30 1,848	30 1,788	30 1,632
Clerks	24 1,658	24 1,645	24 1,292
Salary range, \$1,560 to \$1,860; average, \$1,680—			
Janitors	104 1,568	103 1,568	107 1,047
Wiremen	5 1,584	3 1,580	3 1,580
Firemen	36 1,565	36 1,510	36 1,410
Salary range, \$1,320 to \$1,680; average, \$1,500—			
Clerks	2 1,380	2 1,320	2 1,200
Carpenter's helper	1 1,380	1 1,320	1 1,320
Plumber's helpers	2 1,380	1 1,320	1 1,320
Steam fitter's helper	1 1,380	1 1,320	1 1,320
Electrician's helper	1 1,500	1 1,500	1 1,500
Machinist's helper	1 1,320		
Lampists	3 1,350	2 1,320	2 1,260
Assistant janitors	6 1,380	6 1,380	6 1,140
Skilled laborers	14 1,392	15 1,336	13 1,158
Foremen of laborers	21 1,384	21 1,324	17 1,196
Marble polishers	9 1,380	9 1,320	9 1,187
Head elevator conductors	3 1,400	3 1,340	3 1,300
Firemen	68 1,382	68 1,338	70 1,194
Oilers	21 1,367	20 1,320	21 1,323
Salary range, \$1,140 to \$1,500; average, \$1,320—			
Janitor-laborers	14 1,300	14 1,140	33 1,026
Elevator conductors	290 1,295	289 1,240	285 1,054
Watchmen	250 1,252	249 1,252	251 1,068
Firemen	1,262 1,208	1,263 1,204	1,241 1,021
Coal passers	16 1,288	16 1,288	16 1,238

## Estimates of appropriations required for the service of the fiscal year ending June 30, 1928—Continued

General object (title of appropriation), date of acts, references to Statutes at Large, or to Revised Statutes, and estimated amount required for each detailed object				Total amount to be appropriated under each head of appropriation	Amount appropriated for the fiscal year ending June 30, 1927
<b>Operating Force for Public Buildings—Continued.</b>					
	Estimated expenditures, 1928 appropriation	Estimated expenditures, 1927 appropriation	Expended and obligated, 1926		
Field service—Continued.					
Salaries and wages—Continued.					
Salary range, \$1,020 to \$1,260; average, \$1,140—					
Laborers.....	Average— No. 2,230 Salary \$1,106	Average— No. 2,200 Salary \$1,106	Average— No. 2,157 Salary \$982		
Salary range, \$600 to \$780; average, \$690—					
Head charwomen.....	10 771	10 741	10 728		
Charwomen.....	1,110 651	1,100 633	1,080† 598		
Charwomen.....	22½ 642	23½ 614	20 582		
Miscellaneous—					
Clerk (part time).....	1 360	1 360	1 360		
Clerk (part time).....	1 200	1 200	1 200		
Clerk (part time).....	1 180	1 180	1 180		
Agent in charge of site.....	1 300	1 300	1 300		
Laborer (part time).....	1 500	1 500	1 500		
Laborer (part time).....	1 216	1 216	1 216		
To allow employees at one-man buildings vacations.....	20,000				
Total average number of employees.....	5,876½	5,818½†	5,753½		
Total salaries and wages.....	6,650,000.00	6,500,000.00	5,626,412.33		
The difference between 1928 and 1927 is due to—					
Increases in salaries within ranges.....	\$95,000				
Increases in force.....	115,000				
Total increase.....	150,000				

**Furniture and Repairs of Same for Public Buildings—**

Furniture and repairs of furniture: For furniture, carpets, and repairs of same, for completed and occupied public buildings under the control of the Treasury Department, exclusive of marine hospitals, quarantine stations, mints, branch mints, and assay offices, and for gas and electric lighting fixtures and repairs of same for completed and occupied public buildings under the control of the Treasury Department, including marine hospitals and quarantine stations, but exclusive of mints, branch mints, and assay offices, and for furniture and carpets for public buildings and extension of public buildings in course of construction which are to remain under the custody and control of the Treasury Department, exclusive of marine hospitals, quarantine stations, mints, branch mints, and assay offices, and buildings constructed for other executive departments or establishments of the Government, **[\$775,000]** \$800,000: *Provided*, That the foregoing appropriation shall not be used for personal services except for work done under contract or for temporary job labor under exigency, and not exceeding at one time the sum of \$100 at any one building: *Provided further*, That all furniture now owned by the United States in other public buildings or in buildings rented by the United States shall be used, so far as practicable, whether it corresponds with the present regulation plan for furniture or not (*act Mar. 2, 1926, vol. 44, p. 153*)

\$800,000.00

\$775,000.00

	Estimated expenditures, 1928 appropriation	Estimated expenditures, 1927 appropriation	Expended and obligated, 1926
Transportation of things:			
0700 Freight and incidental charges.....	\$45,000.00	\$45,000.00	\$36,108.46
0730 Local transportation of things.....	5,000.00	5,000.00	5,576.69
07 Total transportation of things.....	50,000.00	50,000.00	41,685.15
12 Repairs and alterations (machinery and equipment).....	35,000.00	35,000.00	33,601.25
Equipment:			
3011 Chairs, beds, and body receptacles—			
Old buildings.....	55,000.00	50,000.00	45,912.33
New buildings.....	7,000.00	5,000.00	5,112.30
3012 Tables, desks, etc.—			
Old buildings.....	350,000.00	340,000.00	294,629.64
New buildings.....	130,000.00	125,000.00	126,269.80
3013 Floor coverings.....	65,000.00	60,000.00	70,228.17
3014 Draperies, shades, etc.....	22,000.00	20,000.00	20,653.25
3017 Office machines and clocks.....	5,000.00	5,000.00	6,448.23
3019 Equipment for convenience and comfort (awnings, mirrors, porch shades, etc.).....	20,000.00	20,000.00	21,514.58
3051 Lighting fixtures.....	60,000.00	60,000.00	62,023.02
30 Total equipment.....	715,000.00	685,000.00	652,991.22
Reserve.....		5,000.00	
Total.....	800,000.00	775,000.00	728,277.62

*Estimates of appropriations required for the service of the fiscal year ending June 30, 1928—Continued*

General object (title of appropriation), date of acts, references to Statutes at Large, or to Revised Statutes, and estimated amount required for each detailed object				Total amount to be appropriated under each head of appropriation	Amount appropriated for the fiscal year ending June 30, 1927
<b>Operating Supplies for Public Buildings—</b>					
Operating supplies: For fuel, steam, gas for lighting and heating purposes, water, ice, lighting supplies, electric current for lighting and power purposes, telephone service for custodial forces; removal of ashes and rubbish, snow, and ice; cutting grass and weeds, washing towels, and miscellaneous items for the use of the custodial forces in the care and maintenance of completed and occupied public buildings and the grounds thereof under the control of the Treasury Department, and in the care and maintenance of the equipment and furnishings in such buildings; miscellaneous supplies, tools, and appliances required in the operation (not embracing repairs) of the mechanical equipment, including heating, plumbing, hoisting, gas piping, ventilating, vacuum-cleaning and refrigerating apparatus, electric-light plants, meters, interior pneumatic-tube and intercommunicating telephone systems, conduit wiring, call-bell and signal systems in such buildings, and for the transportation of articles or supplies authorized herein (including the customhouse in the District of Columbia, but excluding any other public building under the control of the Treasury Department within the District of Columbia, and excluding also marine hospitals and quarantine stations, mints, branch mints, and assay offices, and personal services, except for work done by contract or for temporary job labor under exigency not exceeding at one time the sum of \$100 at any one building), <b>[\$3,011,500] \$3,050,000.</b> The appropriation made herein for gas shall include the rental and use of gas governors when ordered by the Secretary of the Treasury in writing: <i>Provided</i> , That rentals shall not be paid for such gas governors greater than 35 per centum of the actual value of the gas saved thereby, which saving shall be determined by such tests as the Secretary of the Treasury shall direct: <i>Provided further</i> , That the Secretary of the Treasury is authorized to contract for the purchase of fuel for public buildings under the control of the Treasury Department in advance of the availability of the appropriation for the payment thereof. Such contracts, however, shall not exceed the necessities of the current fiscal year ( <i>act Mar. 2, 1926, vol. 44, p. 153</i> ).				\$3, 050, 000. 00	\$3, 011, 500. 00
	Estimated expenditures, 1928 appropriation	Estimated expenditures, 1927 appropriation	Expended and obligated, 1926		
Supplies and materials:					
0206 Cleaning and toilet supplies.....	\$120, 000. 00	\$118, 000. 00	\$111, 400. 07		
0230 Fuel, including steam for heating.....	875, 000. 00	839, 000. 00	806, 897. 51		
0282 Mechanics', engineers', and electricians' supplies, etc.....	125, 000. 00	125, 000. 00	122, 144. 64		
0284 Miscellaneous supplies.....	100, 000. 00	100, 000. 00	97, 804. 04		
02 Total supplies and materials.....	1, 220, 000. 00	1, 182, 000. 00	1, 138, 247. 16		
05 Communication service (telephone service).....	8, 000. 00	7, 500. 00	7, 440. 46		
Transportation of things:					
0700 Freight and incidental charges.....	245, 000. 00	245, 000. 00	239, 936. 18		
0730 Local transportation of things (drayage).....	100, 000. 00	100, 000. 00	97, 608. 22		
07 Total transportation of things.....	345, 000. 00	345, 000. 00	337, 544. 40		
Furnishing of heat, light, water, etc.:					
1030 Furnishing of electricity.....	1, 077, 000. 00	1, 075, 000. 00	1, 050, 000. 00		
1040 Furnishing of water.....	205, 300. 00	205, 000. 00	200, 000. 00		
10 Total furnishing of heat, light, water, etc.....	1, 282, 300. 00	1, 280, 000. 00	1, 250, 000. 00		
Special and miscellaneous and current expenses:					
1373 Laundry and towel service.....	67, 000. 00	66, 000. 00	65, 521. 79		
1375 Rubbish, garbage, ashes, and snow removal service.....	56, 700. 00	56, 000. 00	55, 786. 00		
13 Total special and miscellaneous current expenses.....	123, 700. 00	122, 000. 00	121, 307. 79		
Equipment:					
3057 Other equipment, including cleaning, etc.....	62, 000. 00	62, 000. 00	61, 212. 88		
3059 Special and miscellaneous equipment.....	9, 000. 00	8, 000. 00	7, 151. 45		
30 Total equipment.....	71, 000. 00	70, 000. 00	68, 364. 33		
Reserve.....		6, 000. 00			
Total.....	3, 050, 000. 00	3, 011, 500. 00	2, 922, 901. 14		
<b>Lands and Other Property of the United States—</b>					
Lands and other property of the United States: For custody, care, protection, and expenses of sales of lands and other property of the United States, acquired and held under sections 3749 and 3750 of the Revised Statutes, the examination of titles, recording of deeds, advertising, and auctioneers fees in connection therewith ( <i>acts Mar. 2, 1926, vol. 44, p. 153; July 3, 1926, vol. 44, p. 875</i> ).				50. 00	2, 550. 00
13 Special and miscellaneous current expenses: Expenditures—1928, \$50; 1927, \$2,550; 1926, \$23.42.					
Total, public buildings, operating expenses.....				10, 500, 050. 00	10, 289, 050. 00
Total under Office of Supervising Architect.....				14, 822, 550. 00	27, 630, 200. 00

## Estimates of appropriations required for the service of the fiscal year ending June 30, 1928—Continued

General object (title of appropriation), date of acts, references to Statutes at Large, or to Revised Statutes, and estimated amount required for each detailed object				Total amount to be appropriated under each head of appropriation	Amount appropriated for the fiscal year ending June 30, 1927
<b>MISCELLANEOUS</b>					
<b>To Promote the Education of the Blind—</b> To enable the American Printing House for the Blind more adequately to provide books and apparatus for the education of the blind in accordance with the provisions of the act approved August 4, 1919 ( <i>acts Aug. 4, 1919, vol. 41, p. 272, sec. 1; Mar. 2, 1926, vol. 44, p. 154</i> )				\$40,000.00	\$40,000.00
	Estimated expenditures, 1928 appropriation	Estimated expenditures, 1927 appropriation	Expended and obligated, 1926		
	<i>Average—</i> <i>No. Salary</i>	<i>Average—</i> <i>No. Salary</i>	<i>Average—</i> <i>No. Salary</i>		
Salaries—					
Secretary and superintendent.....	1 \$5,000	1 \$5,000	1 \$5,000		
Assistant superintendent and bookkeeper.....	1 1,200	1 1,200	1 1,200		
Clerks.....	4 900	4 900	4 900		
Foreman.....	1 2,460	1 2,460	1 2,460		
Pressman.....	1 1,000	1 1,000	1 1,000		
Pressmen.....	2 2,100	2 2,100	2 2,100		
Carpenters (map makers).....	2 1,300	2 1,300	2 1,300		
	1,800	1,800	1,800		
Bindery help.....	13 480	13 480	13 480		
	2 960	2 960	2 960		
Miscellaneous help.....	10 840	10 840	10 840		
	2 1,440	2 1,440	2 1,440		
Total average number of employees.....	39	39	39		
01 Total salaries.....	40,000	40,000	40,000		
Permanent specific appropriation: <b>To Promote the Education of the Blind (Interest)—</b> Trust fund of \$250,000, the interest on which at 4 per centum is set apart to promote the education of the blind and to be paid to the American Printing House for the Blind ( <i>acts Mar. 8, 1879, vol. 20, p. 467, secs. 1-5; June 25, 1906, vol. 34, p. 460, sec. 1</i> )				10,000.00	10,000.00
0200 Stationery and office supplies: Expenditures—1928, \$10,000; 1927, \$10,000; 1926, \$10,000.					
Total, American Printing House for the Blind.....				50,000.00	50,000.00
Treasury Department proper:					
Annual appropriations.....				139,323,413.00	149,855,050.63
Permanent and indefinite appropriations.....				31,145,040.00	26,782,415.00
Public debt:				170,468,453.00	176,637,465.63
Interest on the public debt.....				755,000,000.00	<sup>1</sup> 785,000,000.00
Public debt retirements chargeable against ordinary receipts.....				563,629,560.93	<sup>1</sup> 569,981,804.84
Total under Treasury Department.....				1,489,098,013.93	1,531,619,270.47
SEC. 2. That expenditures from appropriations made herein for the maintenance, upkeep, and repair, exclusive of garage rent, pay of operator, fuel and lubricants, on any one passenger-carrying vehicle used by the Treasury Department shall not exceed one-third of the market price of a new vehicle of the same make or class and in any case more than \$500.					
SEC. 3. Those civilian positions in the field services under the several executive departments and independent establishments, the compensation of which was fixed or limited by law but adjusted for the fiscal year 1925 under the authority and appropriations contained in the act entitled "An act making additional appropriations for the fiscal year ending June 30, 1925, to enable the heads of the several executive departments and independent establishments to adjust the rates of compensation of civilian employees in certain of the field services," approved December 6, 1924, may be paid under the applicable appropriations for the fiscal year [1927] 1928 at rates not in excess of those permitted for them under the provisions of such act of December 6, 1924.					
SEC. 4. The head of an executive department or independent establishment, where, in his judgment, conditions of employment require it, may continue to furnish civilians employed in the field service with quarters, heat, light, household equipment, subsistence, and laundry service; and appropriations for the fiscal year [1927] 1928 of the character heretofore used for such purposes are hereby made available therefor: <i>Provided</i> , That the reasonable value of such allowances shall be determined and considered as part of the compensation in fixing the salary rate of such civilians.					

<sup>1</sup> Revised.

# ESTIMATES OF APPROPRIATIONS REQUIRED FOR THE SERVICE OF THE FISCAL YEAR ENDING JUNE 30, 1928

General object (title of appropriation), date of acts, references to Statutes at Large, or to Revised Statutes, and estimated amount required for each detailed object	Total amount to be appropriated under each head of appropriation	Amount appropriated for the fiscal year ending June 30, 1927
--	--	--

## CHAPTER XII.—WAR DEPARTMENT

### OFFICE OF THE SECRETARY

#### DEPARTMENTAL

#### Salaries, Office of Secretary of War—

Salaries: Secretary of War, \$15,000; Assistant Secretary, \$10,000; Assistant Secretary, \$7,500; and [for] other personal services in the District of Columbia in accordance with the classification act of 1923, [\$195,807] \$193,849; in all, [\$220,807] \$226,349: *Provided*, That in expending appropriations or portions of appropriations contained in this act for the payment for personal services in the District of Columbia in accordance with the classification act of 1923, the average of the salaries of the total number of persons under any grade in any bureau, office, or other appropriation unit shall not at any time exceed the average of the compensation rates specified for the grade by such act, and in grades in which only one position is allocated the salary of such position shall not exceed the average of the compensation rates for the grade except that in unusually meritorious cases of one position in a grade advances may be made to rates higher than the average of the compensation rates of the grade, but not more often than once in any fiscal year, and then only to the next higher rate: *Provided*, That this restriction shall not apply (1) to grades 1, 2, 3, and 4 of the clerical-mechanical service, or (2) to require the reduction in salary of any person whose compensation was fixed as of July 1, 1924, in accordance with the rules of section 6 of such act, (3) to require the reduction in salary of any person who is transferred from one position to another position in the same or different grade in the same or a different bureau, office, or other appropriation unit, or (4) to prevent the payment of a salary under any grade at a rate higher than the maximum rate of the grade when such higher rate is permitted by the classification act of 1923 and is specifically authorized by other law (acts Apr. 15, 1926, vol. 44, p. 254; July 2, 1926, vol. 44, p. 784)-----

\$226, 349. 00

\$220, 807. 00

	Estimated expenditures, 1928 appropriation	Estimated expenditures, 1927 appropriation	Expended and obligated, 1926
<b>Departmental service:</b>			
<b>Salaries—</b>			
Clerical, administrative, and fiscal service—	<i>Average—</i>	<i>Average—</i>	<i>Average—</i>
Grade 14, \$7,500 and over—	<i>No. Salary</i>	<i>No. Salary</i>	<i>No. Salary</i>
Secretary	1 \$15,000	1 \$15,000	1 \$15,000
Special executive officer (assistant secretary)	1 10,000	1 10,000	1 10,000
Special executive officer (assistant secretary)	1 7,500		
Grade 12, \$5,200 to \$6,000; average, \$5,600—			
Senior administrative officer (assistant and chief clerk)	1 5,200	1 5,200	1 5,200
Grade 10, \$3,300 to \$3,900; average, \$3,600—			
Junior administrative officer (private secretary)	1 3,800	1 3,800	1 3,633
Junior administrative officers (chiefs of division)	2 3,500	2 3,500	2 3,417
Grade 9, \$3,000 to \$3,600; average, \$3,300—			
Senior administrative assistant (chief of division)	1 3,300	1 3,300	1 3,133
Senior administrative assistant (disbursing clerk)	1 3,100	1 3,100	1 3,100
Grade 8, \$2,700 to \$3,300; average, \$3,000—			
Administrative assistants	2 2,850	2 2,850	2 2,806
Grade 7, \$2,400 to \$3,000; average, \$2,700—			
Junior administrative assistants	4 2,525	4 2,525	3½ 2,353
Grade 6, \$2,100 to \$2,700; average, \$2,400—			
Principal clerks	3 2,433	3 2,433	4½ 2,296
Grade 5, \$1,860 to \$2,400; average, \$2,111.42—			
Senior clerk-stenographers	1 2,300	1 2,300	1½ 2,300
Senior clerks	7 2,129	7 2,129	7 2,129
Grade 4, \$1,680 to \$2,040; average, \$1,860—			
Clerk-stenographers	4 1,875	4 1,875	3 1,872
Clerks	6 1,880	6 1,880	6½ 1,863
Grade 3, \$1,500 to \$1,860; average, \$1,680—			
Assistant clerk-stenographers	3 1,720	3 1,720	4½ 1,726
Assistant clerks	13 1,666	13 1,666	13½ 1,747
Grade 2, \$1,320 to \$1,680; average, \$1,500—			
Junior clerk-stenographers	4 1,470	4 1,470	4 1,455
Junior clerk-typist	1 1,680	1 1,680	1 1,680
Junior clerks	8 1,530	8 1,530	8½ 1,509
Junior operators, office devices	3 1,340	3 1,340	1 1,380
Grade 1, \$1,140 to \$1,500; average, \$1,320—			
Underclerks	8 1,342	8 1,342	8½ 1,368
Underoperators, office devices	10 1,320	10 1,320	11½ 1,320

14825—26—00

945

*Estimates of appropriations required for the service of the fiscal year ending June 30, 1928—Continued*

General object (title of appropriation), date of acts, references to Statutes at Large, or to Revised Statutes, and estimated amount required for each detailed object				Total amount to be appropriated under each head of appropriation	Amount appropriated for the fiscal year ending June 30, 1927
<i>Salaries, Office of Secretary of War—Continued.</i>					
	Estimated expenditures, 1928 appropriation	Estimated expenditures, 1927 appropriation	Expended and obligated, 1926		
Departmental service—Continued.					
Salaries—Continued.					
Subprofessional service—					
Grade 4, \$1,500 to \$1,860; average, \$1,680—	Average—	Average—	Average—		
Assistant social service worker.....	No. Salary	No. Salary	No. Salary		
	1 \$1,860	1 \$1,860	1 \$1,860		
Custodial service—					
Grade 7, \$1,680 to \$2,040; average, \$1,860—					
Senior mechanic.....	1 1,860	1 1,860	1 1,755		
Grade 6, \$1,500 to \$1,860; average, \$1,680—					
Mechanic.....	1 1,560	1 1,560	1 1,545		
Grade 5, \$1,320 to \$1,680; average, \$1,500—					
Junior mechanic.....	1 1,440	1 1,440	1 1,390		
Grade 4, \$1,140 to \$1,500; average, \$1,320—					
Undermechanic.....	1 1,320	1 1,320	1 1,320		
Head messenger.....	1 1,440	1 1,440	1 1,340		
Senior guard.....	1 1,200	1 1,200	1 1,200		
Grade 3, \$1,020 to \$1,260; average, \$1,080—					
Messengers.....	12 1,185	12 1,185	13½ 1,167		
Guards.....	3 1,080	3 1,080	3 1,080		
Senior laborer.....	1 1,080	1 1,080	1 1,080		
Minor mechanic.....	4 1,065	4 1,065	3 1,112		
Grade 2, \$900 to \$1,140; average, \$1,020—					
Junior laborers.....	4 990	4 990	3 993		
Junior laborer.....	1 1	1 1	1 366		
Grade 1, \$600 to \$780; average, \$690—					
Junior messenger.....			½ 600		
Total average number of employees.....	118	117	118½		
Total salaries, departmental service.....	226,349	218,849	220,233		
The difference between 1928 and 1927 is due to increase in force, \$7,500.					
1 40 cents per hour.					
<i>Contingent Expenses, War Department—</i>					
For purchase of professional and scientific books, law books, including their exchange; books of reference, [blank books], pamphlets, periodicals, newspapers, maps; typewriting and adding machines, and other labor-saving devices, including their repair and exchange; furniture and repairs to same; carpets, matting, linoleum, filing equipment, photo supplies, towels, ice, brooms, soap, sponges, fuel, gas and heating apparatus, for buildings, electric power, electric light; repairs to, alterations and installations in, Government-owned buildings (other than those under the supervision of the Director of Public Buildings and Public Parks of the National Capital) occupied by the War Department and its bureaus; maintenance, repair and operation of motor trucks and motor cycles, and one motor-propelled passenger-carrying vehicle, to be used only for official purposes; freight and express charges; street-car fares, not exceeding \$750; and other absolutely necessary expenses, including [a per diem allowance not to exceed \$4 in lieu of subsistence] traveling expenses (acts Mar. 3, 1883, vol. 22, p. 552; Apr. 15, 1926, vol. 44, p. 254; June 3, 1926, vol. 44, p. 688).....				\$88,340.00	\$93,500.00



*Estimates of appropriations required for the service of the fiscal year ending June 30, 1928—Continued*

General object (title of appropriation), date of acts, references to Statutes at Large, or to Revised Statutes, and estimated amount required for each detailed object				Total amount to be appropriated under each head of appropriation	Amount appropriated for the fiscal year ending June 30, 1927
<b>Contingent Expenses, War Department—Continued.</b>					
	Estimated expenditures, 1928 appropriation	Estimated expenditures, 1927 appropriation	Expended and obligated, 1926		
Supplies and materials:					
0200 Office supplies.....	\$8,500.00	\$9,000.00	\$8,239.73		
0220 Scientific and educational supplies.....	950.00	920.00	977.60		
0230 Fuel.....	4,500.00	4,700.00	4,063.48		
0280 Sundry supplies.....	4,000.00	4,000.00	4,162.02		
0290 Materials.....	800.00	800.00	762.30		
02 Total supplies and materials.....	18,750.00	19,420.00	18,205.13		
04 Storage and care of vehicles.....	240.00	240.00	240.00		
Communication service:					
0500 Telegraph service.....	50.00	50.00	50.00		
0510 Telephone service.....	24,950.00	24,950.00	23,346.41		
0520 Other communication service.....	100.00	100.00	19.43		
05 Total communication service.....	25,100.00	25,100.00	23,415.84		
06 Travel expenses.....	1,000.00	1,000.00	300.00		
07 Transportation of things (service).....	150.00	150.00	367.00		
10 Furnishing of heat, light, and power.....	3,250.00	3,750.00	2,659.33		
11 Rents.....	14,860.00	14,680.00	15,432.90		
Repairs and alterations:					
1200 Buildings.....	3,000.00	3,000.00	4,315.82		
1290 Special and miscellaneous repairs.....	2,500.00	3,500.00	4,282.28		
12 Total repairs and alterations.....	5,500.00	6,500.00	8,598.10		
Special and miscellaneous current expenses:					
1370 Special and miscellaneous services.....	1,500.00	1,790.00	1,161.57		
1373 Laundering towels.....	750.00	750.00	519.85		
13 Total special and miscellaneous current expenses.....	2,250.00	2,540.00	1,681.42		
Equipment:					
3010 Furniture, furnishings, and fixtures.....	14,990.00	17,500.00	21,375.38		
3020 Educational and scientific equipment.....	2,000.00	2,400.00	1,813.94		
3050 Other equipment.....	250.00	250.00	123.99		
30 Total equipment.....	17,240.00	20,150.00	23,313.31		
Total.....	88,340.00	93,500.00	94,213.03		
<b>Stationery, War Department—</b>					
For stationery for the department and its bureaus and offices ( <i>acts Mar. 3, 1883, vol. 22, p. 552; Apr. 15, 1926, vol. 44, p. 255</i> ).....				\$62,500.00	\$67,000.00
	Estimated expenditures, 1928 appropriation	Estimated expenditures, 1927 appropriation	Expended and obligated, 1926		
Stationery supplies:					
0201 Envelopes.....	\$6,500.00	\$7,000.00	\$5,097.43		
0201 Paper, writing, carbon, typewriting.....	20,500.00	25,000.00	17,708.28		
0201 Tablets.....	500.00	500.00	452.14		
0201 Cards, folders, cardboard.....	7,600.00	7,250.00	9,857.51		
02 Total stationery supplies.....	35,100.00	39,750.00	33,115.36		
Supplies and materials:					
0201 Ink, pens, and pencils.....	2,400.00	2,500.00	1,655.03		
0202 Miscellaneous supplies, labels, clips, fasteners, calendar pads, stands, muckilage, paste, tape, twine, etc.....	6,000.00	6,000.00	4,744.83		
0202 Rubber stamps, bands, type, and pads.....	2,000.00	2,000.00	1,456.10		
0203 Drafting supplies.....	1,000.00	750.00	909.36		
02 Total supplies and materials.....	11,400.00	11,250.00	8,765.32		
Equipment:					
3017 Binding devices.....	2,000.00	2,000.00	3,304.22		
3017 Machines, paper fastening, perforating, and supplies for adding, sharpening, typewriting, accounting, duplicating, and addressing machines.....	14,000.00	14,000.00	12,452.69		
30 Total equipment.....	16,000.00	16,000.00	15,756.91		
Total.....	62,500.00	67,000.00	57,637.59		
<b>Postage to Postal Union Countries, War Department—</b>					
For postage stamps for the department and its bureaus, as required under the Postal Union, to prepay postage on matters addressed to Postal Union countries ( <i>act Apr. 15, 1926, vol. 44, p. 255</i> ).....				250.00	250.00
06 Communication service (postage stamps): Expenditures—1925, \$250; 1927, \$250; 1928, \$240.					

*Estimates of appropriations required for the service of the fiscal year ending June 30, 1928—Continued*

General object (title of appropriation), date of acts, references to Statutes at Large, or to Revised Statutes, and estimated amount required for each detailed object	Total amount to be appropriated under each head of appropriation	Amount appropriated for the fiscal year ending June 30, 1927																																																																																												
<p><b>Printing and Binding, War Department—</b> For printing and binding for the War Department, its bureaus and offices, and for all printing and binding for the field activities under the War Department, except such as may be authorized in accordance with existing law to be done elsewhere than at the Government Printing Office, <b>[\$590,000]</b> \$500,000: <i>Provided</i>, That the sum of \$3,000, or so much thereof as may be necessary, may be used for the publication, from time to time, of bulletins prepared under the direction of the Surgeon General of the Army for the instruction of medical officers, when approved by the Secretary of War, and not exceeding <b>[\$70,000]</b> \$64,000 shall be available for printing and binding under the direction of the Chief of Engineers (<i>R. S.</i>, p. 720, sec. 3661; acts June 30, 1906, vol. 34, p. 762; Apr. 15, 1926, vol. 44, p. 255)-----</p> <p>08 Printing and binding: Expenditures—1928, \$500,000; 1927, \$590,000; 1926, \$547,801.58.</p> <p><i>Statement showing the distribution to the various branches of the War Department of the total amount of the estimate for the fiscal year 1928 and the amounts available for printing and binding for the fiscal years 1927 and 1926</i></p>																																																																																														
<table><tr><th></th><th>Estimated 1928</th><th>Amounts available for 1927</th><th>Amounts available for 1926</th></tr><tr><td>Secretary of War.....</td><td>\$37,662.63</td><td>\$35,942.71</td><td>\$40,550.62</td></tr><tr><td>General Staff Corps.....</td><td>500.00</td><td>500.00</td><td>369.12</td></tr><tr><td>Army War College.....</td><td>750.00</td><td>750.00</td><td>766.21</td></tr><tr><td>Adjutant General's Department.....</td><td>197,517.74</td><td>180,329.34</td><td>191,407.71</td></tr><tr><td>Inspector General's Department.....</td><td>170.48</td><td>445.51</td><td>628.24</td></tr><tr><td>Judge Advocate General's Department.....</td><td>1,907.53</td><td>1,788.45</td><td>2,111.94</td></tr><tr><td>Finance Department.....</td><td>4,864.13</td><td>4,056.74</td><td>5,199.46</td></tr><tr><td>Quartermaster Corps.....</td><td>60,394.76</td><td>68,234.48</td><td>57,202.22</td></tr><tr><td>Signal Corps.....</td><td>13,439.11</td><td>12,988.92</td><td>11,442.20</td></tr><tr><td>Air Corps.....</td><td>18,585.14</td><td>19,469.63</td><td>18,527.91</td></tr><tr><td>Medical Department.....</td><td>36,789.26</td><td>76,674.64</td><td>73,527.00</td></tr><tr><td>Bureau of Insular Affairs.....</td><td>874.73</td><td>980.30</td><td>722.56</td></tr><tr><td>Corps of Engineers.....</td><td>64,000.00</td><td>70,000.00</td><td>64,123.30</td></tr><tr><td>Ordnance Department.....</td><td>14,510.79</td><td>16,981.27</td><td>15,712.61</td></tr><tr><td>Chief, Chemical Warfare Service.....</td><td>4,430.86</td><td>4,154.70</td><td>1,498.50</td></tr><tr><td>Chief of Infantry.....</td><td>50.00</td><td>50.00</td><td>47.81</td></tr><tr><td>Chief of Chaplains.....</td><td></td><td></td><td>42.86</td></tr><tr><td>Chief of Field Artillery.....</td><td>128.00</td><td>184.00</td><td></td></tr><tr><td>Coast Artillery Corps.....</td><td>1,628.36</td><td>1,161.70</td><td>168.36</td></tr><tr><td>Militia Bureau.....</td><td>41,196.48</td><td>75,307.61</td><td>63,745.95</td></tr><tr><td>Reserve.....</td><td></td><td>20,000.00</td><td></td></tr><tr><td><b>Total.....</b></td><td><b>500,000.00</b></td><td><b>590,000.00</b></td><td><b>547,801.58</b></td></tr></table>		Estimated 1928	Amounts available for 1927	Amounts available for 1926	Secretary of War.....	\$37,662.63	\$35,942.71	\$40,550.62	General Staff Corps.....	500.00	500.00	369.12	Army War College.....	750.00	750.00	766.21	Adjutant General's Department.....	197,517.74	180,329.34	191,407.71	Inspector General's Department.....	170.48	445.51	628.24	Judge Advocate General's Department.....	1,907.53	1,788.45	2,111.94	Finance Department.....	4,864.13	4,056.74	5,199.46	Quartermaster Corps.....	60,394.76	68,234.48	57,202.22	Signal Corps.....	13,439.11	12,988.92	11,442.20	Air Corps.....	18,585.14	19,469.63	18,527.91	Medical Department.....	36,789.26	76,674.64	73,527.00	Bureau of Insular Affairs.....	874.73	980.30	722.56	Corps of Engineers.....	64,000.00	70,000.00	64,123.30	Ordnance Department.....	14,510.79	16,981.27	15,712.61	Chief, Chemical Warfare Service.....	4,430.86	4,154.70	1,498.50	Chief of Infantry.....	50.00	50.00	47.81	Chief of Chaplains.....			42.86	Chief of Field Artillery.....	128.00	184.00		Coast Artillery Corps.....	1,628.36	1,161.70	168.36	Militia Bureau.....	41,196.48	75,307.61	63,745.95	Reserve.....		20,000.00		<b>Total.....</b>	<b>500,000.00</b>	<b>590,000.00</b>	<b>547,801.58</b>	\$500,000.00	\$590,000.00
	Estimated 1928	Amounts available for 1927	Amounts available for 1926																																																																																											
Secretary of War.....	\$37,662.63	\$35,942.71	\$40,550.62																																																																																											
General Staff Corps.....	500.00	500.00	369.12																																																																																											
Army War College.....	750.00	750.00	766.21																																																																																											
Adjutant General's Department.....	197,517.74	180,329.34	191,407.71																																																																																											
Inspector General's Department.....	170.48	445.51	628.24																																																																																											
Judge Advocate General's Department.....	1,907.53	1,788.45	2,111.94																																																																																											
Finance Department.....	4,864.13	4,056.74	5,199.46																																																																																											
Quartermaster Corps.....	60,394.76	68,234.48	57,202.22																																																																																											
Signal Corps.....	13,439.11	12,988.92	11,442.20																																																																																											
Air Corps.....	18,585.14	19,469.63	18,527.91																																																																																											
Medical Department.....	36,789.26	76,674.64	73,527.00																																																																																											
Bureau of Insular Affairs.....	874.73	980.30	722.56																																																																																											
Corps of Engineers.....	64,000.00	70,000.00	64,123.30																																																																																											
Ordnance Department.....	14,510.79	16,981.27	15,712.61																																																																																											
Chief, Chemical Warfare Service.....	4,430.86	4,154.70	1,498.50																																																																																											
Chief of Infantry.....	50.00	50.00	47.81																																																																																											
Chief of Chaplains.....			42.86																																																																																											
Chief of Field Artillery.....	128.00	184.00																																																																																												
Coast Artillery Corps.....	1,628.36	1,161.70	168.36																																																																																											
Militia Bureau.....	41,196.48	75,307.61	63,745.95																																																																																											
Reserve.....		20,000.00																																																																																												
<b>Total.....</b>	<b>500,000.00</b>	<b>590,000.00</b>	<b>547,801.58</b>																																																																																											
<p><i>The following amounts for printing and binding are included in the estimates for the fiscal year 1928, under the appropriation titles indicated</i></p>																																																																																														
<table><tr><th></th><th>Estimated expenditures, 1928 appropriation</th><th>Estimated expenditures, 1927 appropriation</th><th>Expended and obligated, 1926</th></tr><tr><td>Contingencies, headquarters of military departments, etc.....</td><td>\$200.00</td><td>\$200.00</td><td>\$193.34</td></tr><tr><td>The command and General Staff School, Fort Leavenworth, Kans.....</td><td>200.00</td><td>200.00</td><td>87.36</td></tr><tr><td>Regular supplies of the Army.....</td><td>43,000.00</td><td>43,000.00</td><td>42,906.00</td></tr><tr><td>Air Corps, Army.....</td><td>2,285.00</td><td>2,286.00</td><td>2,547.00</td></tr><tr><td>Engineer School.....</td><td>50.00</td><td>50.00</td><td></td></tr><tr><td>Ordnance service.....</td><td>300.00</td><td>300.00</td><td>300.00</td></tr><tr><td>Maintenance, United States Military Academy.....</td><td>115.00</td><td>700.00</td><td>1,286.35</td></tr><tr><td>Citizens' military training camps.....</td><td>15,495.00</td><td>17,000.00</td><td>17,206.63</td></tr><tr><td>Construction and maintenance of roads, bridges, and trails, Alaska.....</td><td>1,500.00</td><td>1,500.00</td><td>674.50</td></tr><tr><td>Maintenance and improvement of existing river and harbor works.....</td><td>4,175.00</td><td>4,125.00</td><td>3,424.68</td></tr><tr><td>Examinations, surveys, and contingencies of rivers and harbors.....</td><td></td><td>13,261.00</td><td>11,552.04</td></tr><tr><td>Flood control, Mississippi River.....</td><td>6,150.00</td><td>6,150.00</td><td>5,912.78</td></tr><tr><td>Gauging waters of the Mississippi and its tributaries.....</td><td>400.00</td><td>400.00</td><td>347.50</td></tr><tr><td>Operating and care of canals and other works of navigation.....</td><td>400.00</td><td>400.00</td><td>398.19</td></tr><tr><td><b>Total for War Department, excluding National Home for Disabled Volunteer Soldiers and Panama Canal.....</b></td><td><b>74,270.00</b></td><td><b>89,572.00</b></td><td><b>86,831.37</b></td></tr></table>		Estimated expenditures, 1928 appropriation	Estimated expenditures, 1927 appropriation	Expended and obligated, 1926	Contingencies, headquarters of military departments, etc.....	\$200.00	\$200.00	\$193.34	The command and General Staff School, Fort Leavenworth, Kans.....	200.00	200.00	87.36	Regular supplies of the Army.....	43,000.00	43,000.00	42,906.00	Air Corps, Army.....	2,285.00	2,286.00	2,547.00	Engineer School.....	50.00	50.00		Ordnance service.....	300.00	300.00	300.00	Maintenance, United States Military Academy.....	115.00	700.00	1,286.35	Citizens' military training camps.....	15,495.00	17,000.00	17,206.63	Construction and maintenance of roads, bridges, and trails, Alaska.....	1,500.00	1,500.00	674.50	Maintenance and improvement of existing river and harbor works.....	4,175.00	4,125.00	3,424.68	Examinations, surveys, and contingencies of rivers and harbors.....		13,261.00	11,552.04	Flood control, Mississippi River.....	6,150.00	6,150.00	5,912.78	Gauging waters of the Mississippi and its tributaries.....	400.00	400.00	347.50	Operating and care of canals and other works of navigation.....	400.00	400.00	398.19	<b>Total for War Department, excluding National Home for Disabled Volunteer Soldiers and Panama Canal.....</b>	<b>74,270.00</b>	<b>89,572.00</b>	<b>86,831.37</b>																														
	Estimated expenditures, 1928 appropriation	Estimated expenditures, 1927 appropriation	Expended and obligated, 1926																																																																																											
Contingencies, headquarters of military departments, etc.....	\$200.00	\$200.00	\$193.34																																																																																											
The command and General Staff School, Fort Leavenworth, Kans.....	200.00	200.00	87.36																																																																																											
Regular supplies of the Army.....	43,000.00	43,000.00	42,906.00																																																																																											
Air Corps, Army.....	2,285.00	2,286.00	2,547.00																																																																																											
Engineer School.....	50.00	50.00																																																																																												
Ordnance service.....	300.00	300.00	300.00																																																																																											
Maintenance, United States Military Academy.....	115.00	700.00	1,286.35																																																																																											
Citizens' military training camps.....	15,495.00	17,000.00	17,206.63																																																																																											
Construction and maintenance of roads, bridges, and trails, Alaska.....	1,500.00	1,500.00	674.50																																																																																											
Maintenance and improvement of existing river and harbor works.....	4,175.00	4,125.00	3,424.68																																																																																											
Examinations, surveys, and contingencies of rivers and harbors.....		13,261.00	11,552.04																																																																																											
Flood control, Mississippi River.....	6,150.00	6,150.00	5,912.78																																																																																											
Gauging waters of the Mississippi and its tributaries.....	400.00	400.00	347.50																																																																																											
Operating and care of canals and other works of navigation.....	400.00	400.00	398.19																																																																																											
<b>Total for War Department, excluding National Home for Disabled Volunteer Soldiers and Panama Canal.....</b>	<b>74,270.00</b>	<b>89,572.00</b>	<b>86,831.37</b>																																																																																											
<b>Total departmental under Secretary of War.....</b>	<b>877,439.00</b>	<b>971,557.00</b>																																																																																												

*Estimates of appropriations required for the service of the fiscal year ending June 30, 1928—Continued*

General object (title of appropriation), date of acts, references to Statutes at Large, or to Revised Statutes, and estimated amount required for each detailed object				Total amount to be appropriated under each head of appropriation	Amount appropriated for the fiscal year ending June 30, 1927
<b>SUPPORT OF THE REGULAR ARMY</b>					
<b>Contingencies of the Army—</b>					
For all contingent expenses of the Army not otherwise provided for and embracing all branches of the military service, including the office of the Chief of Staff; for all emergencies and extraordinary expenses, including the employment of translators and exclusive of all other personal services in the War Department or any of its subordinate bureaus or offices in the District of Columbia, or in the Army at large, but impossible to be anticipated or classified, to be expended on the approval or authority of the Secretary of War, and for such purposes as he may deem proper, <b>[\$12,410] \$12,000: Provided,</b> That none of the funds appropriated in this act shall be used for the payment of expenses connected with the transfer of surplus property of the War Department to any other activity of the Government where the articles or lots of articles to be transferred are located at any place at which the total surplus quantities of the same commodity are so small that their transfer would not, in the opinion of the Secretary of War, be economical ( <i>act Apr. 15, 1926, vol. 44, p. 255</i> )				\$12,000.00	\$12,410.00
	Estimated expenditures, 1928 appropriation	Estimated expenditures, 1927 appropriation	Expended and obligated, 1926		
Departmental service:					
Salaries—					
Clerical, administrative, and fiscal service—	<i>Average—</i>	<i>Average—</i>	<i>Average—</i>		
Grade 11, \$5,000—	<i>No. Salary</i>	<i>No. Salary</i>	<i>No. Salary</i>		
Assistant chief accountant and auditor.....			1 \$5,000		
Grade 5, \$1,800 to \$2,400; average, \$2,111.42—					
Senior clerk-stenographer.....			2 2,100		
Grade 4, \$1,650 to \$2,040; average, \$1,850—					
Clerks.....			2 1,740		
Clerk-stenographer.....			1 2,040		
Accounting and auditing assistant.....			1 1,680		
Grade 3, \$1,500 to \$1,680; average, \$1,680—					
Clerks.....			5 1,680		
Assistant clerk.....			1 1,620		
Assistant clerk-stenographer.....			1 1,500		
Grade 2, \$1,320 to \$1,680; average, \$1,500—					
Junior clerk.....			1 1,440		
Grade 1, \$1,140 to \$1,500; average, \$1,320—					
Clerk.....			1 1,280		
Custodial service—					
Grade 3, \$1,020 to \$1,260; average, \$1,140—					
Messenger.....			1 1,080		
Total average number of employees.....			14 1/2		
01 Total salaries, departmental service.....			27,822.04		
02 Miscellaneous supplies.....	\$500.00	\$500.00	424.46		
03 Food and lodging and miscellaneous services.....	100.00	100.00	75.00		
Travel expenses:					
0600 Reimbursement of travel expenses.....	660.00	660.00	657.31		
0630 Travel per diem in lieu of subsistence.....	100.00	100.00	24.00		
06 Total travel expenses.....	760.00	760.00	681.31		
08 Stenographic, typewriting, tabulating, etc. (service).....	1,050.00	1,050.00	1,028.60		
Special and miscellaneous current expenses:					
1327 Entertainment expenses.....	3,850.00	3,850.00	3,850.64		
1380 Miscellaneous expenses.....	5,740.00	3,150.00	146.80		
13 Total special and miscellaneous current expenses.....	9,590.00	7,000.00	3,997.44		
Reserve.....		3,000.00			
Total.....	12,000.00	12,410.00	34,028.85		
<b>Total under Secretary of War</b>				<b>889,439.00</b>	<b>983,967.00</b>

*Estimates of appropriations required for the service of the fiscal year ending June 30, 1928—Continued*

General object (title of appropriation), date of acts, references to Statutes at Large, or to Revised Statutes, and estimated amount required for each detailed object			Total amount to be appropriated under each head of appropriation	Amount appropriated for the fiscal year ending June 30, 1927
<b>GENERAL STAFF CORPS</b>				
<b>SUPPORT OF THE REGULAR ARMY</b>				
<i>Contingencies, Military Intelligence Division, General Staff Corps—</i>				
For contingent expenses of the Military Intelligence Division, General Staff Corps, and of the military attachés at the United States embassies and legations abroad, including the purchase of law books, professional books of reference, and subscriptions to newspapers and periodicals; for cost of special instruction at home and abroad, and in maintenance of students and attachés; for the hire of interpreters, special agents, and guides, and for such other purposes as the Secretary of War may deem proper, including \$5,000 for the actual and necessary expenses of officers of the Army on duty abroad for the purpose of observing operations of armies of foreign States at war, to be paid upon certificates of the Secretary of War that the expenditures were necessary for obtaining military information, <b>[\$61,520] \$60,000</b> , to be expended under the direction of the Secretary of War: <i>Provided</i> , That section 3648, Revised Statutes, shall apply neither to subscriptions for foreign and professional newspapers and periodicals nor to other payments made from appropriations contained in this act in compliance with the laws of foreign countries under which the military attachés are required to operate ( <i>acts Aug. 6, 1894, vol. 28, p. 243; Apr. 15, 1926, vol. 44, p. 255</i> )			\$60,000.00	\$61,520.00
	Estimated expenditures, 1928 appropriation	Estimated expenditures, 1927 appropriation	Expended and obligated, 1926	
Supplies and materials:				
0200 Stationery and office supplies.....	\$3,800.00	\$4,000.00	\$5,723.98	
0220 Scientific and educational supplies.....	2,200.00	2,300.00	2,892.34	
02 Total supplies and materials.....	6,000.00	6,300.00	8,616.32	
05 Communication service.....	200.00	200.00	115.26	
13 Special and miscellaneous current expenses.....	39,580.00	39,400.00	42,221.37	
22 Grants, subsidies, and contributions.....	7,520.00	7,520.00	7,066.30	
30 Equipment.....	6,700.00	7,100.00	7,480.75	
Reserve.....		1,000.00		
Total.....	60,000.00	61,520.00	65,500.00	
<i>Salaries, Office of Chief of Staff—</i>				
Salaries: Office of Chief of Staff: For personal services in the District of Columbia in accordance with the classification act of 1923 ( <i>act Apr. 15, 1926, vol. 44, p. 255</i> )			212,538.00	216,875.00
	Estimated expenditures, 1928 appropriation	Estimated expenditures, 1927 appropriation	Expended and obligated, 1926	
Departmental service:				
Salaries—				
Professional and scientific service—	<i>Average—</i>	<i>Average—</i>	<i>Average—</i>	
Grade 3, \$3,000 to \$3,600; average, \$3,300—	No. Salary	No. Salary	No. Salary	
Associate engineer (cartographic engineer).....	1 \$3,000	1 \$3,000	1 \$3,000	
Subprofessional service—				
Grade 6, \$1,860 to \$2,400; average, \$2,111.42—				
Senior engineering draftsman.....	1 2,100	1 2,100	1 2,100	
Grade 5, \$1,680 to \$2,040; average, \$1,860—				
Engineering draftsman.....	2 1,890	1 2,040	1 2,040	
Clerical, administrative, and fiscal service—				
Grade 11, \$3,800 to \$5,000; average, \$4,400—				
Director of women's relations.....	1 4,000	1 4,000		
Grade 8, \$2,700 to \$3,300; average, \$3,000—				
Administrative assistant (chief clerk).....	1 3,000	1 3,000	1 2,912	
Grade 7, \$2,400 to \$3,000; average, \$2,700—				
Junior administrative assistant (assistant chief clerk).....	1 2,700	1 2,700	1 2,613	
Grade 6, \$2,100 to \$2,700; average, \$2,400—				
Principal clerks (chief clerk of division).....	5 2,420	5 2,420	5 2,373	
Principal translators.....	2 2,150	2 2,150	2 2,163	
Grade 5, \$1,860 to \$2,400; average, \$2,111.42—				
Senior clerks.....	2 2,050	2 2,050	2 2,024	
Senior clerk-stenographer.....	1 2,300	1 2,300	1 2,300	
Senior translators.....	2 1,890	2 1,890	1 1,894	
Senior photographer.....	1 2,100	1 2,300	1 2,300	
Grade 4, \$1,680 to \$2,040; average, \$1,860—				
Clerks.....	15 1,844	15 1,844	13 1,851	
Clerk-stenographers.....	10 1,776	10 1,776	9 1,782	
Photographer.....		1 2,040	1 2,040	

*Estimates of appropriations required for the service of the fiscal year ending June 30, 1928—Continued*

General object (title of appropriation), date of acts, references to Statutes at Large, or to Revised Statutes, and estimated amount required for each detailed object				Total amount to be appropriated under each head of appropriation	Amount appropriated for the fiscal year ending June 30, 1927
<b>Salaries, Office of Chief of Staff—Continued.</b>					
	Estimated expenditures, 1928 appropriation	Estimated expenditures, 1927 appropriation	Expended and obligated, 1926		
<b>Departmental service—Continued.</b>					
<b>Salaries—Continued.</b>					
<b>Clerical, administrative, and fiscal service—Con.</b>					
Grade 3, \$1,500 to \$1,850; average, \$1,680—	Average—	Average—	Average—		
	No. Salary	No. Salary	No. Salary		
Assistant clerks.....	11 \$1,680	11 \$1,669	10½ \$1,650		
Senior stenographers.....	5 1,620	5 1,620	4½ 1,616		
Assistant clerk-stenographers.....	10 1,626	9 1,607	7½ 1,589		
Assistant office draftsman.....		1 1,740	1 1,718		
Grade 2, \$1,320 to \$1,680; average, \$1,500—					
Junior clerks.....	8 1,455	8 1,448	7½ 1,492		
Junior stenographers.....	21 1,457	24 1,450	25½ 1,456		
Junior clerk typists.....	3 1,480	3 1,480	4½ 1,459		
Junior clerk-stenographers.....	7 1,474	7 1,474	8½ 1,461		
Junior operator, office devices.....	1 1,680	1 1,680	1 1,680		
Grade 1, \$1,140 to \$1,500; average, \$1,320—					
Underclerk.....			1½ 1,242		
Junior typist.....	1 1,380	1 1,380	1 1,320		
Underclerk typist.....	1 1,140	1 1,140	1 1,229		
Underoperator, office devices.....	1 1,320	1 1,320	1 1,285		
<b>Custodial service—</b>					
Grade 4, \$1,140 to \$1,500; average, \$1,320—					
Head messenger.....	1 1,320	1 1,320	1 1,320		
Grade 3, \$1,020 to \$1,260; average, \$1,140—					
Messengers.....	11 1,107	11 1,107	10½ 1,101		
Grade 2, \$900 to \$1,140; average, \$1,020—					
Laborers.....	1 1,020	1 1,020	1½ 1,000		
Total average number of employees.....	127	130	129		
Total salaries, departmental service.....	212,538.00	216,875.00	211,459.73		
The difference between 1928 and 1927 is due to—					
Decrease in force.....	\$5,120				
Increase in salaries.....	783				
Net decrease.....	4,337				
<b>Total under General Staff Corps.....</b>				<b>\$272,538.00</b>	<b>\$278,395.00</b>
<b>ADJUTANT GENERAL'S DEPARTMENT</b>					
<b>SUPPORT OF THE REGULAR ARMY</b>					
<b>Contingencies, Headquarters of Military Departments, etc.—</b>					
For contingent expenses at the headquarters of the several territorial departments, corps areas, armies, territorial districts, tactical corps, divisions, and brigades, including the Staff Corps serving thereat, being for the purchase of the necessary articles of office, toilet, and desk furniture, stationery, ice, and potable water for office use, binding, maps, technical books of reference, professional and technical newspapers and periodicals, payment for which may be made in advance, and police utensils, to be allotted by the Secretary of War, and to be expended in the discretion of the commanding officers of the several military departments, corps areas, districts, armies, and tactical commands ( <i>act Apr. 16, 1926, vol. 44, p. 256</i> ).....				4,500.00	4,500.00
	Estimated expenditures, 1928 appropriation	Estimated expenditures, 1927 appropriation	Expended and obligated, 1926		
<b>Supplies and materials:</b>					
02012 Stationery.....	\$800.00	\$800.00	\$777.03		
0202 Office supplies.....	800.00	800.00	793.82		
0203 Drafting and artists' supplies.....	100.00	100.00	90.00		
0205 Cleaning and toilet supplies.....	100.00	100.00	91.15		
0284 Ice.....	600.00	600.00	595.86		
02 Total supplies and materials.....	2,400.00	2,400.00	2,348.76		
68 Printing and binding.....	200.00	200.00	193.34		
<b>Equipment:</b>					
3010 Office.....	700.00	700.00	455.20		
3021 Books.....	1,200.00	1,200.00	1,485.55		
30 Total equipment.....	1,900.00	1,900.00	1,940.75		
Total.....	4,500.00	4,500.00	4,482.75		

*Estimates of appropriations required for the service of the fiscal year ending June 30, 1928—Continued*

General object (title of appropriation), date of acts, references to Statutes at Large, or to Revised Statutes, and estimated amount required for each detailed object				Total amount to be appropriated under each head of appropriation	Amount appropriated for the fiscal year ending June 30, 1927
<b>Army War College—</b> For expenses of the Army War College, being for the purchase of the necessary special stationery; textbooks, books of reference, scientific and professional papers and periodicals; maps; police utensils; employment of temporary technical, or special services and expenses of special lecturers; for the pay of employees; and for all other absolutely necessary expenses (act Apr. 15, 1926, vol. 44, p. 256)-----				\$68, 390. 00	\$68, 390. 00
	Estimated expenditures, 1928 appropriation	Estimated expenditures, 1927 appropriation	Expended and obligated, 1926		
Field service:					
Salaries and wages—	Average—	Average—	Average—		
Salary range, \$2,700 to \$3,300; average, \$3,000—	No. Salary	No. Salary	No. Salary		
Librarian.....	1 2,800	1 2,800	1 2,800		
Salary range, \$2,400 to \$3,000; average, \$2,700—					
Chief clerk and superintendent of building.....	1 2,700	1 2,700	1 2,700		
Salary range, \$1,860 to \$2,400; average, \$2,100—					
Clerks.....	6 2,013	6 2,013	6 1,990		
Head cataloguer.....	1 1,920	1 1,920	1 1,920		
Chief engineer.....	1 1,920	1 1,920	1 1,899		
Salary range, \$1,680 to \$2,040; average, \$1,860—					
Clerks.....	4 1,785	4 1,785	4 1,784		
Cataloguer.....	1 1,680	1 1,680	1 1,680		
Salary range, \$1,500 to \$1,860; average, \$1,680—					
Clerks.....	3 1,640	3 1,640	4 1,592		
Assistant cataloguer.....	1 1,620	1 1,620	1 1,618		
Assistant engineer.....	1 1,500	1 1,500	1 1,500		
Salary range, \$1,320 to \$1,680; average, \$1,500—					
Clerks.....	2 1,380	2 1,410	2½ 1,430		
Library assistant.....	1 1,500	1 1,500	1 1,498		
Salary range, \$1,140 to \$1,500; average, \$1,320—					
Clerks.....	1 1,140	1 1,140	1½ 1,140		
Clerks, minor.....	1 1,320	2 1,230	2 1,229		
Skilled laborer.....	1 1,200	1 1,200	1 1,198		
Captain of the watch.....	1 1,200	1 1,200	1 1,179		
Salary range, \$1,020 to \$1,260; average, \$1,140—					
Messengers.....	1 1,080	1 1,080	1½ 1,031		
Firemen.....	4 1,140	4 1,140	4 1,051		
Watchmen.....	3 1,060	3 1,060	3 1,053		
Salary range, \$900 to \$1,140; average, \$1,020—					
Laborer.....	1 1,020	1 1,020	1 999		
Salary range, \$240 to \$420; average, \$330—					
Charwomen.....	5 390	5 390	5 390		
Total average number of employees.....	41	42	44		
01 Total salaries and wages, field service.....	59, 190. 00	60, 390. 00	62, 447. 65		
Special and miscellaneous payments for personal services.....	2, 300. 00	2, 300. 00	1, 825. 00		
01 Total personal service.....	61, 490. 00	62, 690. 00	64, 272. 65		
The difference between 1928 and 1927 is due to—					
Decrease in force.....	\$1, 140				
Decrease in salaries.....	60				
Total decrease.....	1, 200				
Supplies and materials:					
0200 Stationery and office supplies.....	2, 175. 00	1, 875. 00	1, 969. 48		
0220 Scientific and educational supplies.....	700. 00	500. 00	530. 48		
0280 Sundry supplies.....	250. 00	200. 00	127. 20		
02 Total supplies and materials.....	3, 125. 00	2, 575. 00	2, 627. 16		
08 Printing and binding, engraving, lithographing, photographing, and typewriting (job work).....	25. 00	25. 00	29. 00		
12 Repairs and alterations.....	325. 00	275. 00	45. 31		
Equipment:					
3010 Furniture, furnishings and fixtures.....	100. 00	100. 00	22. 10		
3020 Educational, scientific, and recreational equipment.....	3, 800. 00	2, 700. 00	2, 360. 26		
3050 Other equipment.....	25. 00	25. 00	13. 10		
30 Total equipment.....	3, 925. 00	2, 825. 00	2, 395. 46		
Total.....	68, 390. 00	68, 390. 00	69, 379. 58		

*Estimates of appropriations required for the service of the fiscal year ending June 30, 1928—Continued*

General object (title of appropriation), date of acts, references to Statutes at Large, or to Revised Statutes, and estimated amount required for each detailed object				Total amount to be appropriated under each head of appropriation	Amount appropriated for the fiscal year ending June 30, 1927
<b>Command and General Staff School, Fort Leavenworth, Kans.—</b> For the purchase of textbooks, books of reference, scientific and professional papers, instruments, and material for instruction; employment of temporary, technical, special, and clerical services; and for other necessary expenses of instruction at the Command and General Staff School, Fort Leavenworth, Kans. ( <i>act Apr. 15, 1926, vol. 44, p. 256</i> )				\$40,599.00	\$40,599.00
	Estimated expenditures, 1928 appropriation	Estimated expenditures, 1927 appropriation	Expended and obligated, 1926		
<b>Field service:</b>					
Salaries and wages—	<i>Average—</i>	<i>Average—</i>	<i>Average—</i>		
Salary range, \$1,680 to \$2,040; average, \$1,860—	No. Salary	No. Salary	No. Salary		
Translator	1 1,620	1 1,620	1 1,620		
Salary range, \$1,500 to \$1,860; average, \$1,680—					
Confidential stenographer and secretary	1 1,620	1 1,620	1 1,620		
Chief stenographer	3 1,440	3 1,440	3 1,440		
Salary range, \$1,320 to \$1,680; average, \$1,500—					
Stenographers	2 1,200	1 1,200	1 1,200		
Salary range, \$1,140 to \$1,500; average, \$1,320—					
Stenographers	7 9,960	7 10,560	7 10,310		
Total average number of employees					
Total salaries and wages, field service					
The difference between 1928 and 1927 is due to—					
Decrease in force \$1,800					
Increase in force 1,200					
Net decrease 600					
Supplies and materials:					
02011 Stationery, printed forms and letterheads	200.00	200.00	87.36		
02012 Stationery, other	300.00	300.00	93.19		
0202 Office supplies	400.00	400.00	221.38		
0203 Drafting and artists' supplies	300.00	200.00	258.62		
0204 Photographic supplies	600.00	600.00	627.94		
0205 Cleaning and toilet supplies	200.00	200.00	370.40		
0221 Scientific supplies	200.00	200.00	95.76		
0222 Educational supplies	200.00	200.00	210.20		
0284 Miscellaneous supplies	500.00	500.00	237.20		
0299 Material, special and miscellaneous	20,939.00	20,939.00	30,562.16		
02 Total supplies and materials	23,739.00	23,739.00	32,804.21		
12 Repair and alteration of equipment	1,800.00	1,200.00	350.00		
Equipment:					
3010 Furniture, furnishings, and fixtures	1,100.00	1,100.00	1,540.73		
3021 Educational, scientific, and recreational	4,000.00	4,000.00	565.00		
30 Total equipment	5,100.00	5,100.00	2,105.73		
Total	40,599.00	40,599.00	45,569.94		
<b>Military Post Exchanges—</b> For continuing the construction, equipment, and maintenance of suitable buildings at military posts and stations, for the conduct of the post exchange, school, reading, lunch, and amusement rooms; for the conduct and maintenance of libraries, including periodicals and other publications, and subscriptions for newspapers for which payment may be made in advance, service clubs, chapels, and gymnasiums, including repairs to buildings erected at private cost, in the operation of the act approved May 31, 1902, and including salaries and travel for civilians employed in the hostess and library services, and for transportation of books and equipment for these services; for the rental of films, purchase of slides for and making repairs to moving-picture outfits and for similar and other recreational purposes at training and mobilization camps now established, or which may be hereafter established ( <i>acts May 31, 1902, vol. 32, p. 283; July 11, 1919, vol. 41, p. 118; Apr. 15, 1926, vol. 44, p. 256</i> )				64,150.00	83,800.00

*Estimates of appropriations required for the service of the fiscal year ending June 30, 1928—Continued*

General object (title of appropriation), date of acts, references to Statutes at Large, or to Revised Statutes, and estimated amount required for each detailed object				Total amount to be appropriated under each head of appropriation	Amount appropriated for the fiscal year ending June 30, 1927
<b>Military Post Exchanges—Continued.</b>					
	Estimated expenditures, 1928 appropriation	Estimated expenditures, 1927 appropriation	Expended and obligated, 1926		
Field service:					
Salaries and wages—	Average—	Average—	Average—		
Salary range, \$3,800 to \$5,000; average, \$4,400—	No. Salary	No. Salary	No. Salary		
Director of women's relations.....	1 \$2,640	1 \$2,640	1 2,640		
Salary range, \$2,100 to \$2,700; average, \$2,400—					
Librarian.....	4 2,400	4 2,400	4 2,400		
Librarians.....	2 2,100	2 2,100	1 2,100		
Librarians.....					
Salary range, \$1,680 to \$2,040; average, \$1,860—					
Hostesses.....		7 1,920	6 1,920		
Hostesses.....	3 1,740	6 1,740	5 1,740		
Hostess.....			1 1,350		
Salary range, \$600 to \$780; average, \$690—					
Temporary hostesses.....		1 960	4 600		
Total average number of employees.....	10	21	24		
Total salaries and wages, field service.....	21,660	41,280	44,300		
Deduct allowances for subsistence, lodging, etc.....		1,260	1,080		
01 Total personal services, cash payment.....	21,660	40,020	43,220		
The difference between 1928 and 1927 is due to decrease in force, \$18,360.					
02 Magazines, periodicals, pamphlets, and newspapers.....	8,000.00	8,000.00	7,520.10		
06 Travel of civilian employees.....	900.00	1,200.00	1,104.76		
07 Transportation of books and library equipment.....	810.00	810.00	948.89		
12 Buildings at military posts and stations, for conduct of post exchange, school, library, reading, lunch, and amusement rooms, service clubs, chapels, and gymnasiums, construction and repair of.....	15,000.00	15,000.00	14,991.33		
Equipment:					
3021 Purchase of books.....	17,770.00	17,770.00	18,995.50		
3023 Recreational equipment.....		1,000.00			
30 Total equipment.....	17,770.00	18,770.00	18,995.50		
Total.....	64,140.00	83,800.00	86,780.58		
Total, support of the Regular Army under Adjutant General's Department.....				\$177,629.00	\$197,289.00

## DEPARTMENTAL

*Salaries, Adjutant General's Office—*

Salaries: For personal services in the District of Columbia in accordance with the classification act of 1923, **[\$1,392,620]** \$1,355,000; all employees provided for by this paragraph for The Adjutant General's Office of the War Department shall be exclusively engaged on work of that office: *Provided, That the unexpended balance of the appropriation of \$3,600,000 for administrative expenses, World War adjusted compensation act, contained in the second deficiency act, fiscal year 1924, approved December 5, 1924, shall remain available until June 30, 1928.*

**[For personal services in the District of Columbia in accordance with the classification act of 1923, for the completion of the compilation of the roster of the officers and enlisted men of the Union and Confederate armies authorized in the act of February 25, 1903, (volume 32, United States Statutes at Large, page 884), \$70,000]** (act Apr. 15, 1926, vol. 44, p. 256)

1,355,000.00

1,462,620.00

	Estimated expenditures, 1928 appropriation	Estimated expenditures, 1927 appropriation	Expended and obligated, 1926
Departmental service:			
Salaries—			
Clerical, administrative, and fiscal service—	Average—	Average—	Average—
Grade 10, \$3,300 to \$3,900; average, \$3,600—	No. Salary	No. Salary	No. Salary
Junior administrative officer (chief clerk of bureau).....	1 \$3,700	1 \$3,658	1 \$3,597
Grade 9, \$3,000 to \$3,600; average, \$3,300—			
Senior administrative assistants (assistant chief clerks of bureau).....	2 3,450	2 3,405	2 3,297
Chief clerk of division.....	1 3,000	1 3,000	1 2,000
Grade 8, \$2,700 to \$3,300; average, \$3,000—			
Administrative assistants (chief clerks of division).....	5 3,000	5 3,000	5 2,972
Chief clerk of section.....	1 3,000	1 3,000	1 2,994
Grade 7, \$2,400 to \$3,000; average, \$2,700—			
Junior administrative assistants (chief clerks of division).....	2 2,700	2 2,661	2 2,649
Assistant chief clerks of division.....	2 2,600	2 2,561	1 2,556
Chief clerks of section.....	7 2,600	7 2,561	5 2,578



## Estimates of appropriations required for the service of the fiscal year ending June 30, 1928—Continued

General object (title of appropriation), date of acts, references to Statutes at Large, or to Revised Statutes, and estimated amount required for each detailed object				Total amount to be appropriated under each head of appropriation		Amount appropriated for the fiscal year ending June 30, 1927	
Salaries, Adjutant General's Office—Continued.							
Departmental service—Continued.							
Salaries—Continued.							
Clerical, administrative, and fiscal service—Con.							
Grade 6, \$2,100 to \$2,700; average, \$2,400—							
Principal clerks (assistant chief clerks of division)							
Chief clerks of section							
Assistant chief clerks of section							
Chief clerks of subsection							
Advisory clerks							
Secretary to The Adjutant General							
Senior correspondence clerks							
Grade 5, \$1,600 to \$2,400; average, \$2,100—							
Senior clerks (chief clerks of section)							
Assistant chief clerks of section							
Correspondence clerks							
Reviewers of correspondence							
Editorial clerk							
Supervisory clerks							
Grade 4, \$1,680 to \$2,040; average, \$1,860—							
Clerks							
Accounting and auditing assistants							
Grade 3, \$1,500 to \$1,860; average, \$1,680—							
Assistant clerks							
Assistant photographer							
Grade 2, \$1,320 to \$1,680; average, \$1,500—							
Junior clerks							
Junior stenographers							
Senior typists							
Junior operator, office devices							
Grade 1, \$1,140 to \$1,500; average, \$1,320—							
Underclerks							
Junior typists							
Under operators, office devices							
Subprofessional service—							
Grade 5, \$1,680 to \$2,040; average, \$1,860—							
Library assistant							
Grade 4, \$1,500 to \$1,860; average, \$1,680—							
Assistant social service worker							
Custodial service—							
Grade 6, \$1,500 to \$1,860; average, \$1,680—							
Mechanics							
Grade 5, \$1,320 to \$1,680; average, \$1,500—							
Junior mechanic							
Grade 4, \$1,140 to \$1,500; average, \$1,320—							
Undermechanics							
Head messengers							
Grade 3, \$1,020 to \$1,260; average, \$1,140—							
Messengers							
Senior laborers							
Guard (watchmen)							
Minor mechanic							
Grade 2, \$900 to \$1,140; average, \$1,020—							
Junior laborers							
Junior laborer (charwoman)							
Grade 1, \$600 to \$780; average, \$690—							
Junior messengers							
Total average number of employees							
Total salaries, departmental service							
The difference between 1928 and 1927 is due to decrease in force, \$37,620.							
ROSTER OF UNION AND CONFEDERATE ARMIES							
Departmental service:							
Salaries—							
Clerical, administrative, and fiscal service—							
Grade 6, \$2,100 to \$2,700; average, \$2,400—							
Principal clerk (chief clerk of section)							
Grade 5, \$1,600 to \$2,400; average, \$2,100—							
Senior clerk (assistant chief clerk of section)							
Grade 4, \$1,680 to \$2,040; average, \$1,860—							
Clerk							
Grade 3, \$1,500 to \$1,860; average, \$1,680—							
Assistant clerks							
Grade 1, \$1,140 to \$1,500; average, \$1,320—							
Underclerks							
Custodial service—							
Grade 3, \$1,020 to \$1,260; average, \$1,140—							
Messenger							
Total average number of employees							
Total salaries, departmental service							
The difference between 1928 and 1927 is due to decrease in force, \$70,880.							
Total under Adjutant General's Department							
NOTE.—The appropriation of \$70,000 for the Roster of the Union and Confederate Armies is limited to fiscal year 1927, and although the estimated expenditures are slightly in excess of the appropriation, this excess will be cared for by the separation of one or more clerks prior to June 30, 1927.							
Total under Adjutant General's Department				\$1,532,629.00		\$1,659,909.00	

NOTE.—The appropriation of \$70,000 for the Roster of the Union and Confederate Armies is limited to fiscal year 1927, and although the estimated expenditures are slightly in excess of the appropriation, this excess will be cared for by the separation of one or more clerks prior to June 30, 1927.

*Estimates of appropriations required for the service of the fiscal year ending June 30, 1928—Continued*

General object (title of appropriation), date of acts, references to Statutes at Large, or to Revised Statutes, and estimated amount required for each detailed object				Total amount to be appropriated under each head of appropriation	Amount appropriated for the fiscal year ending June 30, 1927
<b>INSPECTOR GENERAL'S DEPARTMENT</b>					
<b>DEPARTMENTAL</b>					
<i>Salaries, Office of Inspector General—</i>					
Salaries: For personal services in the District of Columbia in accordance with the classification act of 1923 ( <i>act Apr. 15, 1926, vol. 44, p. 257</i> )-----				\$25, 180. 00	\$25, 180. 00
	Estimated expenditures, 1928 appropriation	Estimated expenditures, 1927 appropriation	Expended and obligated, 1926		
Departmental service:					
Salaries—					
Clerical, administrative, and fiscal service—	<i>Average—</i>	<i>Average—</i>	<i>Average—</i>		
Grade 9, \$3,000 to \$3,600; average, \$3,300—	No. Salary	No. Salary	No. Salary		
Accountant and auditor-----	1 \$3, 200	1 \$3, 200	1 \$3, 200		
Grade 7, \$2,400 to \$3,000; average, \$2,700—					
Junior administrative assistant-----	1 2, 600	1 2, 600	1 2, 600		
Grade 6, \$2,100 to \$2,700; average, \$2,400—					
Principal clerks-----	2 2, 300	2 2, 300	2 2, 300		
Grade 5, \$1,860 to \$2,400; average, \$2,111.42—					
Senior clerk-----	1 2, 000	1 2, 000	1 2, 000		
Grade 4, \$1,680 to \$2,040; average, \$1,860—					
Clerk-stenographer-----	1 1, 740	1 1, 740	1 1, 740		
Clerk-----	1 1, 740	1 1, 740	1 1, 740		
Principal stenographers-----	2 1, 740	2 1, 740	1½ 1, 740		
Clerk-stenographer-----	1 1, 680	1 1, 680	1 1, 680		
Grade 3, \$1,500 to \$1,860; average, \$1,680—					
Assistant clerks-----	2 1, 500	2 1, 500	2 1, 500		
Custodial service—					
Grade 3, \$1,020 to \$1,260; average, \$1,140—					
Messenger-----	1 1, 140	1 1, 140	1 1, 140		
Total number of employees-----	13	13	12½		
01 Total salaries, departmental service-----	25, 180. 00	25, 180. 00	24, 943. 48		
<b>JUDGE ADVOCATE GENERAL'S DEPARTMENT</b>					
<b>DEPARTMENTAL</b>					
<i>Salaries, Office of The Judge Advocate General—</i>					
Salaries: For personal services in the District of Columbia in accordance with the classification act of 1923, <b>[\$87,820]</b> \$100,000: <i>Provided</i> , That not to exceed <b>[\$25,000]</b> \$36,900 may be used for the employment of such experts, at rates of pay to be fixed by the Secretary of War, and other employees as may be required by The Judge Advocate General of the Army for the preparation of evidence for use in behalf of the Government in claims or suits filed in Federal courts on account of alleged patent infringements and <i>other causes</i> and for like services in connection with other patent matters and <i>other causes</i> and for necessary per diem and traveling expenses in connection therewith, as authorized by law ( <i>act Apr. 15, 1926, vol. 44, p. 257</i> )-----				100, 000. 00	87, 820. 00
	Estimated expenditures, 1928 appropriation	Estimated expenditures, 1927 appropriation	Expended and obligated, 1926		
Departmental service:					
Salaries—					
Professional service—	<i>Average—</i>	<i>Average—</i>	<i>Average—</i>		
Grade 4, \$3,800 to \$5,000; average, \$4,400—	No. Salary	No. Salary	No. Salary		
Patent examiner-----	1 \$3, 900	1 \$3, 900	1 \$3, 800		
Grade 2, \$2,400 to \$3,000; average, \$2,700—					
Assistant librarian-----	1 2, 500	1 2, 500	1 2, 400		
Grade 1, \$1,860 to \$2,400; average, \$2,100—					
Junior patent examiner-----	1 2, 100	1 2, 100	1 2, 100		
Junior attorney-----	1 1, 860	1 1, 860	½ 1, 480		
Subprofessional service—					
Grade 3, \$1,320 to \$1,680; average, \$1,500—					
Under library assistant-----	1 1, 500	1 1, 500	½ 1, 236		
Clerical, administrative, and fiscal service—					
Grade 8, \$2,700 to \$3,300; average, \$3,000—					
Administrative assistant (chief clerk and solicitor)-----	1 3, 000	1 2, 900	1 2, 800		
Grade 6, \$2,100 to \$2,700; average, \$2,400—					
Principal clerk-----	1 2, 200	1 2, 100	1 2, 100		
Grade 5, \$1,860 to \$2,400; average, \$2,100—					
Senior clerk-----	1 2, 000	1 1, 920	1 1, 875		
Grade 4, \$1,680 to \$2,040; average, \$1,860—					
Clerks-----	3 1, 800	3 1, 800	3 1, 753		
Clerk-stenographers-----	2 1, 830	2 1, 830	1½ 1, 817		
Grade 3, \$1,500 to \$1,860; average, \$1,680—					
Assistant clerks-----	3 1, 780	3 1, 780	3 1, 740		
Assistant clerk-stenographers-----	8 1, 590	8 1, 590	7½ 1, 553		

*Estimates of appropriations required for the service of the fiscal year ending June 30, 1928—Continued*

General object (title of appropriation), date of acts, references to Statutes at Large, or to Revised Statutes, and estimated amount required for each detailed object				Total amount to be appropriated under each head of appropriation		Amount appropriated for the fiscal year ending June 30, 1927	
<i>Salaries, Office of The Judge Advocate General—Continued.</i>							
		Estimated expenditures, 1928 appropriation	Estimated expenditures, 1927 appropriation	Expended and obligated, 1926			
Departmental service—Continued.							
Salaries—Continued.							
Clerical, administrative, and fiscal service—Con.							
Grade 2, \$1,320 to \$1,680; average, \$1,500—							
Junior clerk	1	\$1,500	1	\$1,500	1	\$1,455	
Junior clerk-typists	3	1,500	3	1,500	2½	1,446	
Junior stenographers	5	1,452	5	1,452	4½	1,359	
Grade 1, \$1,140 to \$1,500; average, \$1,320—							
Underoperator, office devices	1	1,440	1	1,440	1	1,440	
Custodial service—							
Grade 3, \$1,020 to \$1,260; average, \$1,140—							
Messengers	2	1,110	2	1,110	2	1,110	
Total average number of employees				36		33½	
Total salaries, departmental service				63,100	62,820	59,711	
Special services:							
Salaries—							
Unclassified (services as required; duration indefinite)				6,620	3,190		
Professional service—							
Grade 5, \$5,200 to \$6,000; average, \$5,600—							
Senior scientist						½	1,867
Subprofessional service—							
Grade 6, \$1,880 to \$2,400; average, \$2,100—							
Senior engineering draftsmen				2	1,880	1	2,100
Clerical, administrative, and fiscal service—							
Grade 6, \$2,100 to \$2,700; average, \$2,400—							
Principal clerk				1	2,100	1	2,100
Grade 5, \$1,860 to \$2,400; average, \$2,100—							
Senior clerk-stenographer				1	1,860	1	1,860
Grade 4, \$1,680 to \$2,040; average, \$1,860—							
Clerk-stenographers				2	1,680		
Grade 3, \$1,500 to \$1,860; average, \$1,680—							
Assistant clerk-stenographers				4	1,500	1	1,500
Grade 2, \$1,320 to \$1,680; average, \$1,500—							
Junior clerk-typists				3	1,400		
Junior stenographers				3	1,440		
Grade 1, \$1,140 to \$1,500; average, \$1,320—							
Underoperator office devices				1	1,140		
Custodial service—							
Grade 3, \$1,020 to \$1,260; average, \$1,140—							
Messenger				1	1,020	½	898
Miscellaneous services							155
Total average number of employees				18	13	5½	
Total salaries, special services				64,380	23,570	10,480	
Total personal services				97,480	86,390	70,191	
The difference between 1928 and 1927 is due to increase in salaries and force, \$11,060.							
Travel expenses:							
Railway fares, fares by water, sleeping-car fares				1,020	530	289	
Per diem in lieu of subsistence (in travel status)				1,500	900	744	
Total travel expenses				2,520	1,430	1,033	
Total				100,000	87,820	71,224	

## FINANCE DEPARTMENT

## SUPPORT OF THE REGULAR ARMY

## Pay of the Army—

## Pay of officers—

For pay of officers of the line and staff **[\$29,715,400]** (acts June 4, 1920, vol. 41, p. 760; June 10, 1922, vol. 42, p. 625; Apr. 15, 1926, vol. 44, p. 257) — **\$29,843,800.00**

For pay of officers, National Guard (same acts) — **100.00**

For pay of warrant officers **[\$1,801,680]** (acts July 9, 1918, vol. 40, p. 882; June 4, 1920, vol. 41, p. 761; June 10, 1922, vol. 42, p. 629; Apr. 15, 1926, vol. 44, p. 257) — **2,163,984.00**

For aviation increase to commissioned and warrant officers of the Army **[\$1,100,000]** (acts June 4, 1920, vol. 41, pp. 769, 785; June 10, 1922, vol. 42, p. 632; Apr. 15, 1926, vol. 44, p. 257) — **1,397,624.00**

For additional pay to officers for length of service, **[\$6,010,118]** **\$6,303,398:** *Provided, That in computing for any purpose the length of service of any officer of the Army who was appointed to the United States Military Academy or the United States Naval Academy after August 24, 1912, the time spent at either academy shall not be counted* (acts June 10, 1922, vol. 42, p. 625; Apr. 15, 1926, vol. 44, p. 257) — **6,303,398.00**

*Estimates of appropriations required for the service of the fiscal year ending June 30, 1928—Continued*

General object (title of appropriation), date of acts, references to Statutes at Large, or to Revised Statutes, and estimated amount required for each detailed object	Total amount to be appropriated under each head of appropriation	Amount appropriated for the fiscal year ending June 30, 1927
<b>Pay of the Army—Continued.</b>		
<b>Pay of enlisted men—</b>		
For pay of enlisted men of the line and staff, not including the Philippine Scouts, <b>[\$48,973,485]</b> \$49,041,114: <i>Provided</i> , That the total authorized number of enlisted men, not including the Philippine Scouts, shall be one hundred and twenty-five thousand ( <i>acts June 4, 1920, vol. 41, p. 761; June 10, 1922, vol. 42, p. 629; Apr. 15, 1926, vol. 44, p. 257</i> )	\$49,041,114. 00	
For pay of enlisted men of National Guard ( <i>same acts</i> )	100. 00	
For aviation increase to enlisted men of the Army, <b>[\$275,000]</b> \$400,000: <i>Provided</i> , That this appropriation shall not be available for increased pay on flying status to more than seven hundred enlisted men ( <i>acts June 4, 1920, vol. 41, p. 769; June 10, 1922, vol. 42, p. 632; Apr. 15, 1926, vol. 44, p. 257</i> )	400, 000. 00	
For pay of the enlisted men of the Philippine Scouts <b>[\$1,000,000]</b> ( <i>acts Feb. 2, 1901, vol. 31, p. 757; Apr. 15, 1926, vol. 44, p. 257</i> )	938, 960. 00	
For additional pay for length of service to enlisted men, <b>[\$2,658,790]</b> \$2,721,187: <i>Provided</i> , That hereafter enlisted men, including the members of the United States Army Band, entitled to receive allowances for quarters and subsistence shall continue, while their permanent stations remain unchanged, to receive such allowances while sick in hospital or absent from their permanent duty stations in a pay status: <i>Provided further</i> , That allowances for subsistence shall not accrue to such an enlisted man while he is in fact being subsisted at Government expense ( <i>acts June 10, 1922, vol. 42, p. 632; Apr. 15, 1926, vol. 44, p. 257</i> )	2, 721, 187. 00	
<b>Pay of persons with retired status—</b>		
For pay of the officers on the retired list <b>[\$6,949,923]</b> ( <i>R. S., p. 218, secs. 1243, 1245; acts May 11, 1908, vol. 35, p. 108; June 10, 1922, vol. 42, p. 625; Apr. 15, 1926, vol. 44, p. 257</i> )	7, 337, 271. 00	
For increased pay to retired officers on active duty <b>[\$214,470]</b> ( <i>acts Nov. 3, 1893, vol. 28, p. 7; Apr. 23, 1904, vol. 33, p. 264; June 12, 1906, vol. 34, p. 245; June 10, 1922, vol. 42, p. 632; Apr. 15, 1926, vol. 44, p. 257</i> )	210, 000. 00	
For pay of retired enlisted men <b>[\$8,887,735]</b> ( <i>acts Mar. 2, 1907, vol. 34, p. 1217; June 10, 1922, vol. 42, p. 625; Apr. 15, 1926, vol. 44, p. 257</i> )	9, 743, 250. 00	
For increased pay and allowances of retired enlisted men on active duty ( <i>acts June 10, 1922, vol. 42, p. 632; Apr. 15, 1926, vol. 44, p. 257</i> )	10, 000. 00	
For pay of retired pay clerks <b>[\$7,500]</b> ( <i>acts Mar. 3, 1911, vol. 36, p. 1044; Aug. 11, 1915, vol. 39, p. 493; June 27, 1918, vol. 40, p. 623; Apr. 15, 1926, vol. 44, p. 257</i> )	6, 750. 00	
For pay of retired veterinarians ( <i>acts Mar. 3, 1911, vol. 36, p. 1042; Apr. 15, 1926, vol. 44, p. 257</i> )	3, 570. 00	
<b>Pay of [Army field clerks and] not to exceed sixty-five civil service messengers at \$1,080 each at headquarters of the several territorial departments, corps areas, Army and corps headquarters, territorial districts, tactical divisions and brigades, service schools, camps, and ports of embarkation and debarkation:</b>		
<b>[Army field clerks—</b>		
Seven at \$2,000 each, thirty-two at \$1,800 each, fifty-three at \$1,600 each, seventy at \$1,400 each, fifty-three at \$1,200 each; sixty-five messengers at \$1,080 each; in all, \$388,200 ( <i>act Apr. 15, 1926, vol. 44, p. 258</i> )	68, 040. 00	
No clerk, messenger, or laborer at headquarters of tactical divisions, military departments, brigades, service schools, and office of the Chief of Staff shall be assigned to duty in any bureau of the War Department ( <i>same act</i> ).		
For pay and allowances of contract surgeons <b>[\$45,457]</b> ( <i>acts Feb. 2, 1901, vol. 31, p. 752; June 10, 1922, vol. 42, p. 625; Apr. 15, 1926, vol. 44, p. 258</i> )	40, 000. 00	
For pay of nurses <b>[\$726,100]</b> ( <i>acts July 9, 1918, vol. 40, p. 879; June 10, 1922, vol. 42, p. 631; Apr. 15, 1926, vol. 44, p. 258</i> )	757, 960. 00	
For pay of hospital matrons <b>[\$960]</b> ( <i>R. S., 1277; act Apr. 15, 1926, vol. 44, p. 258</i> )	600. 00	
For rental allowances, including allowances for quarters for enlisted men on duty where public quarters are not available <b>[\$5,961,010]</b> ( <i>acts June 10, 1922, vol. 42, p. 628; Apr. 15, 1926, vol. 44, p. 258</i> )	6, 275, 692. 00	
For subsistence allowances <b>[\$5,600,000]</b> ( <i>same acts</i> )	5, 806, 049. 00	
For interest on soldiers' deposits ( <i>R. S., 1306; act Apr. 15, 1926, vol. 44, p. 258</i> )	75, 000. 00	
For payment of exchange by officers serving in foreign countries, and when specially authorized by the Secretary of War, by officers disbursing funds pertaining to the War Department when serving in Alaska, and all foreign money received shall be charged to and paid out by disbursing officers of the Army at the legal valuation fixed by the Secretary of the Treasury ( <i>acts Aug. 29, 1916, vol. 39, p. 629; Apr. 15, 1926, vol. 44, p. 258</i> )	1, 000. 00	

*Estimates of appropriations required for the service of the fiscal year ending June 30, 1928—Continued*

General object (title of appropriation), date of acts, references to Statutes at Large, or to Revised Statutes, and estimated amount required for each detailed object	Total amount to be appropriated under each head of appropriation	Amount appropriated for the fiscal year ending June 30, 1927
--	--	--

**Pay of the Army—Continued.**

For additional pay to officers below the grade of major required to be mounted and who furnish their own mounts **[\$175,000]** (*acts May 11, 1908, vol. 35, p. 108; Apr. 15, 1926, vol. 44, p. 258*)

\$196, 000. 00

\$123, 341, 449. 00

\$120, 580, 598. 00

All the money hereinbefore appropriated for pay of the Army shall be disbursed and accounted for as pay of the Army, and for that purpose shall constitute one fund: *Provided*, That under this provision no amount shall be used for the employment of any additional persons over the number for which the specific appropriations herein provide.

None of the money appropriated in this act shall be used for payment of caretakers for animals at schools which are privately owned and operated for profit.

None of the money appropriated in this act shall be used to pay any officer on the retired list of the Army who for himself or for others engages in the selling, contracting for the sale of, negotiating for the sale of, or furnishing to the Army or the War Department any supplies, materials, equipment, lands, buildings, plants, vessels, or munitions. None of the money appropriated in this act shall be paid to any officer on the retired list of the Army who, having been retired before reaching the age of sixty-four, is employed in the United States or its possessions by any individual, partnership, corporation, or association regularly or frequently engaged in making direct sales of any merchandise or material to the War Department or the Army.

	Estimated expenditures, 1928 appropriation	Estimated expenditures, 1927 appropriation	Expended and obligated, 1926
0111 Contract surgeons.....	\$40, 000	\$45, 457	\$41, 100
0121 Pay of officers.....	29, 843, 800	29, 715, 400	29, 902, 937
0121 Pay of officers of National Guard.....	100	100	
0121 Longevity increase, officers.....	6, 303, 398	6, 010, 118	6, 303, 450
0121 Philippine Scouts.....	938, 960	1, 000, 000	963, 749
0121 Active duty, retired officers.....	210, 000	214, 470	213, 285
0122 Warrant officers.....	2, 163, 984	2, 119, 680	1, 927, 144
0122 Aviation increase, officers.....	1, 397, 624	1, 100, 000	1, 157, 630
0123 Pay of enlisted men.....	49, 041, 114	48, 973, 485	49, 832, 001
0123 Pay of enlisted men, National Guard.....	100	100	
0123 Aviation increase, enlisted men.....	400, 000	275, 000	264, 400
0123 Longevity increase, enlisted men.....	2, 721, 187	2, 658, 790	2, 796, 371
0123 Active duty, retired enlisted men.....	10, 000	10, 000	10, 060
0124 Nurses.....	757, 960	726, 100	713, 130
0124 Hospital matrons.....	600	960	505
0125 Civil-service messengers.....	68, 040	70, 200	62, 400
0125 Army field clerks.....			277, 573
0140 Rental allowances, officers and others.....	5, 425, 692	5, 111, 010	5, 434, 946
0140 Rental allowances, enlisted men.....	850, 000	850, 000	917, 668
0140 Subsistence allowance.....	5, 806, 049	5, 600, 000	5, 761, 640
0140 Pay for mounts.....	196, 000	175, 000	196, 924
01 Total personal services.....	106, 174, 608	104, 655, 870	106, 776, 933
13 Payment of exchange.....	1, 000	1, 000	920
20 Interest on soldiers' deposits.....	75, 000	75, 000	41, 900
Pensions, retirements, etc.:			
2111 Retired officers.....	7, 337, 271	6, 950, 673	6, 905, 705
2111 Retired enlisted men.....	9, 743, 250	8, 887, 735	8, 922, 823
2111 Retired pay clerks.....	6, 750	6, 750	6, 750
2111 Retired veterinarians.....	3, 570	3, 570	3, 570
21 Total retirement pay.....	17, 090, 841	15, 848, 728	15, 838, 848
Total.....	123, 341, 449	120, 580, 598	122, 658, 601

**Mileage of the Army—**

For mileage, reimbursement of actual traveling expenses, or per diem allowances in lieu thereof, as authorized by law, to commissioned officers, warrant officers, contract surgeons, and expert accountant, Inspector General's Department [Army field clerks, and field clerks of the Quartermaster Corps, when authorized by law, \$800,000] (*acts June 12, 1906, vol. 34, p. 246; June 10, 1922, vol. 42, p. 631; Apr. 15, 1926, vol. 44, p. 259*)

[Hereafter officers and other members of the Military Establishment named in this paragraph performing travel on Government-owned vessels for which no transportation fare is charged shall be entitled only to reimbursement of actual and necessary expenses incurred.]

06 Payment of mileage: Expenditures—1928, \$765,000; 1927, \$800,000; 1926, \$896,586.

765, 000. 00

800, 000. 00

*Estimates of appropriations required for the service of the fiscal year ending June 30, 1928—Continued*

General object (title of appropriation), date of acts, references to Statutes at Large, or to Revised Statutes, and estimated amount required for each detailed object				Total amount to be appropriated under each head of appropriation	Amount appropriated for the fiscal year ending June 30, 1927
<b>Expenses of Courts-Martial—</b> For expenses of courts-martial, courts of inquiry, military commissions, retiring boards, and compensation of reporters and witnesses attending same, and expenses of taking depositions and securing other evidence for use before the same ( <i>R. S.</i> , 1287; <i>acts Aug. 24, 1912, vol. 37, p. 575; Apr. 15, 1926, vol. 44, p. 529</i> )				\$70,000.00	\$70,000.00
01 Courts-martial, courts of inquiry, military commissions, etc.: Expenditures—1928, \$70,000; 1927, \$70,000; 1926, \$70,000.					
<b>Apprehension of Deserters, etc.—</b> For the apprehension, securing, and delivering of soldiers absent without leave and of deserters, including escaped military prisoners, and the expenses incident to their pursuit; and no greater sum than \$50 for each deserter or escaped military prisoner shall, in the discretion of the Secretary of War, be paid to any civil officer or citizen for such services and expenses; for a donation of \$10 to each prisoner discharged otherwise than honorably upon his release from confinement under court-martial sentence involving dishonorable discharge ( <i>R. S.</i> , 1137; <i>act Apr. 15, 1926, vol. 44, p. 259</i> )				125,000.00	160,000.00
		Estimated expenditures, 1928 appropriation	Estimated expenditures, 1927 appropriation	Expended and obligated, 1926	
13	Rewards for apprehension and delivery of deserters and escaped military prisoners	\$100,000	\$135,000	\$136,639	
22	Donation of \$10 to discharged military prisoners	25,000	25,000	30,810	
	Total	125,000	160,000	167,439	
<b>Finance Service—</b> For compensation of clerks and other employees of the Finance Department [ <b>\$1,120,000</b> ] <b>\$1,050,000</b> [ <i>Provided, That \$44,980 of this amount shall be available only for the compensation and traveling expenses of clerks and other employees engaged on work pertaining to the audit of World War contracts, and of this amount not to exceed \$5,000 shall be available for personal services in the Office of the Chief of Finance, War Department</i> ] ( <i>acts June 4, 1920, vol. 41, p. 766; Apr. 15, 1926, vol. 44, p. 259</i> )				1,050,000.00	1,120,000.00
		Estimated expenditures, 1928 appropriation	Estimated expenditures, 1927 appropriation	Expended and obligated, 1926	
<b>Departmental service:</b>					
<b>Salaries—</b>					
Clerical, administrative, and fiscal service—					
Grade 4, \$1,680 to \$2,040; average, \$1,860—					
Clerks					
Grade 3, \$1,500 to \$1,860; average, \$1,680—					
Assistant clerk					
Grade 2, \$1,320 to \$1,680; average, \$1,500—					
Junior clerk					
Custodial service—					
Grade 3, \$1,020 to \$1,260; average, \$1,140—					
Messenger					
Total number of employees					
Total salaries, departmental service					
<b>Field service:</b>					
<b>Salaries and wages—</b>					
Salary range, \$3,800 to \$5,000; average, \$4,400—					
Contract attorney					
Senior contract auditor					
Salary range, \$3,000 to \$3,600; average, \$3,300—					
Senior contract auditors					
Salary range, \$2,700 to \$3,300; average, \$3,000—					
Chief clerks					
Principal clerks					
Clerks					
Junior contract auditor					
Salary range, \$2,400 to \$3,000; average, \$2,700—					
Chief clerks					
Principal clerks					
Clerks					
Rate clerk					
Salary range, \$2,100 to \$2,700; average, \$2,400—					
Principal clerks					
Clerks					
Rate clerks					
Junior contract auditors					

## Estimates of appropriations required for the service of the fiscal year ending June 30, 1928—Continued

General object (title of appropriation), date of acts, references to Statutes at Large, or to Revised Statutes, and estimated amount required for each detailed object				Total amount to be appropriated under each head of appropriation	Amount appropriated for the fiscal year ending June 30, 1927
<b>Finance Service—Continued</b>					
	Estimated expenditures, 1928 appropriation	Estimated expenditures, 1927 appropriation	Expended and obligated, 1926		
Field service—Continued.					
Salaries and wages—Continued.					
Salary range, \$1,860 to \$2,400; average, \$2,100—	Average— No. Salary	Average— No. Salary	Average— No. Salary		
Principal clerks.....	3 \$2,060	3 \$2,060	3 \$2,060		
Clerks.....	52 \$2,053	50 2,074	42 2,058		
Rate clerks.....	21 2,037	16 2,049	1 1,980		
Foreman of laborers.....	1 1,980	1 1,980	1 2,100		
Senior contract auditor.....			6 2,047		
Junior contract auditors.....		1 2,040			
Salary range, \$1,680 to \$2,040; average, \$1,860—					
Principal clerk.....		1 1,860	1 1,860		
Clerks.....	64 1,867	62 1,855	61 1,852		
Rate clerks.....		12 1,860	12 1,860		
Multigraph operator.....	1 1,920	1 1,860	1 1,860		
Junior contract auditors.....			2 1,800		
Salary range, \$1,500 to \$1,960; average, \$1,680—					
Junior contract auditor.....			1 1,640		
Clerks.....	148 1,684	140 1,676	149 1,671		
Addressograph operator.....		1 1,680	1 1,680		
Comptometer operator.....		1 1,620	1 1,620		
Salary range, \$1,320 to \$1,680; average, \$1,500—					
Clerks.....	215 1,506	220 1,499	257 1,490		
Typewriter repairman.....	1 1,560	1 1,500	1 1,500		
Skilled laborers.....	2 1,440				
Addressograph operators.....		3 1,480	4 1,470		
Multigraph operator.....		1 1,500	1 1,500		
Comptometer operator.....		1 1,440	1 1,440		
Salary range, \$1,140 to \$1,500; average, \$1,320—					
Clerks.....	41 1,323	27 1,320	59 1,325		
Messengers.....	6 1,200	5 1,200	6 1,204		
Skilled laborers.....		2 1,380	2 1,380		
Salary range, \$1,020 to \$1,260; average, \$1,140—					
Clerks.....	2 1,110		2 1,200		
Messengers.....	4 1,085	4 1,085	5 1,080		
Salary range, \$900 to \$1,140; average, \$1,020—					
Clerk.....	1 1,020	1 1,020	1 1,020		
Messengers.....	5 1,020	7 1,020	5 1,020		
Janitor.....	1 1,020				
Unskilled laborers.....	2 1,020	2 1,020	2 1,020		
Salary range, \$780 to \$1,020; average, \$900—					
Clerks.....	2 900	2 900	2 900		
Messenger.....	1 900				
Salary range, \$600 to \$780; average, \$690—					
Clerks.....	2 690	2 690	2 690		
Salary range, \$420 to \$600; average, \$510—					
Messengers.....	2 420	1 420	1 420		
Salary range, \$240 to \$420; average, \$330—					
Messenger.....	1 400	1 400	1 400		
Salary range, less than \$240—					
Messenger.....		1 180	1 180		
Director of Welfare Service.....	1 1	1 1	1 1		
Chairman War Credits Board.....		1 1	1 1		
Assistant War Credits Board.....		1 1	1 1		
Total number of employees.....	620	647	743		
Total salaries and wages, field service.....	1,050,840.00	1,113,066.00	1,265,805.50		
01 Total personal services.....	1,050,840.00	1,114,746.00	1,273,827.42		
Travel expenses:					
0615 Transportation.....		2,000.00	4,577.59		
0616 Subsistence.....		4,000.00	10,275.22		
06 Total travel expenses.....		6,000.00	14,852.74		
Total.....	1,050,840.00	1,120,746.00	1,288,680.16		
Deduct allowances for quarters.....	840.00	746.00			
Total personal services.....	1,050,000.00	1,120,000.00	1,288,680.16		
The difference between 1928 and 1927 is due to—					
Decrease in force.....	\$66,100				
Decrease in travel expense.....	6,000				
Increase in salaries.....	72,100				
Net decrease.....	70,000				
<b>Claims for Damages to and Loss of Private Property—</b>					
For payment of claims not exceeding \$500 each in amount for damages to or loss of private property incident to the training, practice, operation, or maintenance of the Army that have accrued, or may hereafter accrue, from time to time, [\$25,000] \$6,000: <i>Provided, That settlement of such claims shall be made by the General Accounting Office, upon the approval and recommendation of the Secretary of War, where the amount of damages has been ascertained by the War Department, and payment thereof will be accepted by the owners of the property in full satisfaction of such damages (act Apr. 15, 1926, vol. 44, p. 259)</i>				\$6,000.00	\$25,000.00
53 Claims for damages to and loss of private property: Expenditures—1928, \$6,000; 1927, \$25,000; 1926, \$14,666.					
14925-28-61					

*Estimates of appropriations required for the service of the fiscal year ending June 30, 1928—Continued*

General object (title of appropriation), date of acts, references to Statutes at Large, or to Revised Statutes, and estimated amount required for each detailed object				Total amount to be appropriated under each head of appropriation	Amount appropriated for the fiscal year ending June 30, 1927
<b>Claims of Officers, Enlisted Men, and Nurses of the Army for Destruction of Private Property—</b>					
For the payment of claims of officers, enlisted men, and nurses of the Army for private property lost, destroyed, captured, abandoned, or damaged in the military service of the United States, under the provisions of an act approved March 4, 1921 ( <i>act Apr. 15, 1926, vol. 44, p. 259</i> )				\$50,000.00	\$50,000.00
53 Destruction of private property: Expenditures—1928, \$50,000; 1927, \$50,000; 1926, \$75,653.					
Total, support of the Regular Army under Finance Department				125,407,449.00	122,805,598.00
<b>DEPARTMENTAL</b>					
<b>Salaries, Office Chief of Finance—</b>					
Salaries: For personal services in the District of Columbia in accordance with the classification act of 1923 ( <i>act Apr. 16, 1926, vol. 44, p. 260</i> )				351,500.00	350,820.00
	Estimated expenditures, 1928 appropriation	Estimated expenditures, 1927 appropriation	Expended and obligated, 1926		
Departmental service:					
Salaries—					
Professional and scientific service—	<i>Average—</i>	<i>Average—</i>	<i>Average—</i>		
Grade 5, \$5,200 to \$6,000; average, \$5,600—	No. Salary	No. Salary	No. Salary		
Senior attorney (assistant to chief)	1 \$5,200	1 \$5,000	1 \$5,042		
Clerical, administrative, and fiscal service—					
Grade 10, \$3,300 to \$3,900; average, \$3,600—					
Senior administrative officer (auditor)	1 3,600	1 3,600	1 3,597		
Senior administrative officer (chief of division)	1 3,300	1 3,300	1 3,300		
Grade 9, \$3,000 to \$3,600; average, \$3,300—					
Full administrative assistant (chief clerk)	1 3,000	1 3,000	1 3,000		
Grade 7, \$2,400 to \$3,000; average, \$2,700—					
Assistant administrative assistants (chief of division)	8 2,625	8 2,625	7 2,534		
Grade 6, \$2,100 to \$2,700; average, \$2,400—					
Principal clerks (branch chiefs)	10 2,260	10 2,240	9 2,269		
Grade 5, \$1,850 to \$2,400; average, \$2,100—					
Senior clerks	16 2,029	16 2,021	16 1,997		
Grade 4, \$1,680 to \$2,040; average, \$1,860—					
Clerks	25 1,855	26 1,846	25 1,841		
Grade 3, \$1,500 to \$1,860; average, \$1,680—					
Assistant clerks	77 1,622	79 1,615	61 1,631		
Senior stenographers	9 1,713	9 1,646	9 1,700		
Grade 2, \$1,320 to \$1,680; average, \$1,500—					
Junior clerks	36 1,478	33 1,480	33 1,456		
Junior stenographers	10 1,506	10 1,530	10 1,457		
Grade 1, \$1,140 to \$1,500; average, \$1,320—					
Underclerk	1 1,200	1 1,200	1 1,198		
Custodial service—					
Grade 3, \$1,020 to \$1,360; average, \$1,140—					
Messenger	1 1,140	1 1,140	1 1,094		
Messengers	3 1,080	3 1,080	3 970		
Total average number of employees	200	200	179		
Total salaries, departmental service	351,500	350,820	313,745		
The difference between 1928 and 1927 is due to increase in salaries, \$660.					
<b>TRUST FUND</b>					
<b>Pay of the Army, Deposit Fund—</b>					
So much as may be necessary to pay back such deposits (soldiers' deposits) as may not be repaid on June 30, 1906, as shown by the books of the office of the Chief of Finance, said sum to be transferred in the Treasury Department from the pay of the Army to the credit of the deposit fund created by section 1305 of the Revised Statutes, as herein amended. That section 1305 of the Revised Statutes of the United States is hereby amended, to take effect July 1, 1906, and to read as follows:					
"SEC. 1305. Any enlisted man of the Army may deposit his savings, in sums not less than \$5, with any Army paymaster, who shall furnish him a deposit book, in which shall be entered the name of the paymaster and of the soldier, and the amount, date, and place of such deposit. The amount so deposited shall be accounted for in the same manner as other public funds, and shall be deposited in the Treasury of the United States and kept as a separate fund, known as pay of the Army deposit fund, repayment of which to the enlisted man on discharge from the service shall be made out of the fund created by said deposits, and shall not be subject to forfeiture by sentence of court-martial, but shall be forfeited by desertion, and shall not be permitted to be paid until final payment on discharge, or to the heirs or representatives of a deceased soldier, and that such deposits be exempt from liability for such soldier's debts: <i>Provided</i> , That the Government shall be liable for the amount deposited to the persons so depositing the same" ( <i>act June 12, 1906, vol. 34, pp. 245, 246</i> )				1,500,000.00	\$00,000.00
52 Repayment of deposits: Expenditures—1928, \$1,500,000; 1927, \$1,500,000; 1926, \$1,508,126.50.					
Total under Finance Department				127,258,949.00	124,056,418.00



*Estimates of appropriations required for the service of the fiscal year ending June 30, 1928—Continued*

General object (title of appropriation), date of acts, references to Statutes at Large, or to Revised Statutes, and estimated amount required for each detailed object				Total amount to be appropriated under each head of appropriation	Amount appropriated for the fiscal year ending June 30, 1927
<b>QUARTERMASTER CORPS</b>					
<b>SUPPORT OF THE REGULAR ARMY</b>					
<i>Subsistence of the Army—</i>					
<p>Purchase of subsistence supplies: For issue as rations to troops, including retired enlisted men when ordered to active duty, civil employees when entitled thereto, hospital matrons, applicants for enlistment while held under observation, general prisoners of war (including Indians held by the Army as prisoners, but for whose subsistence appropriation is not otherwise made), Indians employed by the Army as guides and scouts, and general prisoners at posts; for the subsistence of the masters, officers, crews, and employees of the vessels of the Army transport service; hot coffee for troops traveling when supplied with cooked or travel rations; meals for recruiting parties and applicants for enlistment while under observation; for sales to officers, including members of the Officers' Reserve Corps while on active duty, and enlisted men of the Army: <i>Provided</i>, That the sum of \$12,000 is authorized to be expended for supplying meals or furnishing commutation of rations to enlisted men of the Regular Army [and the National Guard] while competitors in the national rifle match: <i>Provided further</i>, That no competitor shall be entitled to commutation of rations in excess of \$1.50 per day, and when meals are furnished no greater expense than that sum per man per day for the period the contest is in progress shall be incurred. For payments: Of the regulation allowances of commutation in lieu of rations to enlisted men on furlough, enlisted men when stationed at places where rations in kind can not be economically issued, including retired enlisted men when ordered to active duty and when traveling on detached duty where it is impracticable to carry rations of any kind, enlisted men selected to contest for places or prizes in department and Army rifle competitions when traveling to and from places of contest, applicants for enlistment and general prisoners while traveling under orders. For payment of the regulation allowances of commutation in lieu of rations for enlisted men, applicants for enlistment while held under observation, civilian employees who are entitled to subsistence at public expense, and general prisoners while sick in hospitals, to be paid to the surgeon in charge; advertising; for providing prizes to be established by the Secretary of War for enlisted men of the Army who graduate from the Army schools for bakers and cooks, the total amount of such prizes at the various schools not to exceed \$900 per annum; and for other necessary expenses incident to the purchase, testing, care, preservation, issue, sale, and accounting for subsistence supplies for the Army; in all (<i>R. S.</i>, p. 207; <i>acts Aug. 24, 1912, vol. 37, p. 591; Apr. 15, 1926, vol. 44, p. 260</i>)</p> <p>None of the funds appropriated in this act shall be used for the payment of expenses of operating sales commissaries other than in Alaska, Philippine Islands, and China, at which the prices charged do not include the customary overhead costs of freight, handling, storage, and delivery, notwithstanding the provisions of the act of July 5, 1884.</p> <p>None of the funds appropriated in this act shall be used for payment of expenses of operating any utility of the War Department selling services or supplies at which the cost of the services or supplies so sold does not include all customary overhead costs of labor, rent, light, heat, and other expenses properly chargeable to the conduct of such utility.</p>				\$17, 676, 923. 00	\$18, 109, 298. 00
		Estimated expenditures, 1928 appropriation	Estimated expenditures, 1927 appropriation	Expended and obligated, 1926	
0260	Supplies and materials: Rations for troops; retired enlisted men when ordered to active duty, civilian employees when entitled thereto; hospital matrons, applicants for enlistment while under observation; general prisoners of war, including Indians held by the Army as prisoners, but for whose subsistence appropriation is not otherwise made; Indians employed as guides and scouts, and general prisoners at posts, masters, officers, crews, and employees of the vessels of the Army.....	\$14, 907, 886	\$15, 152, 631	\$14, 422, 802	
0260	Subsistence of masters, officers, crews, and employees of the vessels of the Army Transport Service.....	254, 187	227, 450	253, 496	
02	Total supplies and materials.....	15, 162, 073	15, 380, 081	14, 676, 298	

\* Includes \$1,999,390 appropriated in second deficiency act approved July 3, 1926, of which \$895,655 was expended to pay obligations incurred in the fiscal year 1926.

*Estimates of appropriations required for the service of the fiscal year ending June 30, 1928—Continued*

General object (title of appropriation), date of acts, references to Statutes at Large, or to Revised Statutes, and estimated amount required for each detailed object				Total amount to be appropriated under each head of appropriation	Amount appropriated for the fiscal year ending June 30, 1927
<i>Subsistence of the Army—Continued.</i>					
	Estimated expenditures, 1928 appropriation	Estimated expenditures, 1927 appropriation	Expended and obligated, 1926		
Subsistence and support of persons:					
0300 Hot coffee for troops when traveling, when supplied with cooked or travel rations (except recruits and recruiting parties).....	\$2,000	\$2,000	\$959		
0300 Hot coffee for recruits while on travel status.....	5,270	6,307	4,610		
0300 Meals for recruiting parties (not including applicants for enlistment).....	500,852	592,960	427,043		
0300 Meals for applicants for enlistment while under observation.....	48,312	54,750	45,441		
0340 Commutation of rations or meals.....	1,843,340	1,747,105	1,935,109		
03 Total subsistence and support of persons.....	2,399,774	2,403,142	2,413,162		
09 Advertising.....	200	200	100		
Special and miscellaneous current expenses:					
1380 Customs duties.....	5,000	5,000	5,000		
1380 Necessary expenses incident to the purchase, testing, care, preservation, issue, sale and accounting for subsistence supplies.....	109,876	109,876	96,007		
13 Total special and miscellaneous current expenses.....	114,876	114,876	101,007		
Reserve.....		(100,000)			
Total.....	17,676,923	17,898,299	17,190,564		
Deduct on account unexpended balance of funds received from sales.....		205,000	3,109,909		
Total.....	17,676,923	17,693,299	14,080,655		
Deduct on account of excess subsistence stocks on hand June 30, 1926, based on an average ration cost of \$0.33 for the fiscal year 1926.....		479,656			
Net total.....	17,676,923	17,213,643	14,080,655		
1 1927 total includes:					
Appropriated fiscal year 1927.....			\$16,109,908		
Estimated expenditures from funds carried in the second deficiency act, approved July 3, 1926.....			1,103,735		
Total.....			17,213,643		
2 1926 total includes:					
Appropriated fiscal year 1926.....			12,935,000		
Expended from funds carried in the second deficiency act, approved July 3, 1926.....			895,655		
Plus funds derived from purchase of discharges.....			250,000		
Total.....			14,080,655		
<i>Regular Supplies of the Army—</i>					
Regular supplies of the Army: Regular supplies of the Quartermaster Corps, including their care and protection; construction and repair of military reservation fences; stoves and heating apparatus required for the use of the Army for heating offices, hospitals, barracks and quarters, and recruiting stations, and United States disciplinary barracks; also ranges, stoves, coffee roasters, and appliances for cooking and serving food at posts in the field and when traveling, and repair and maintenance of such heating and cooking appliances; authorized issues of candles and matches; for furnishing heat and light for the authorized allowance of quarters for officers, enlisted men, and warrant officers, [and field clerks,] including retired enlisted men when ordered to active duty, contract surgeons when stationed at and occupying public quarters at military posts, officers of the National Guard attending service and garrison schools, and for recruits, guards, hospitals, storehouses, offices, the buildings erected at private cost, in the operation of the act approved May 31, 1902, and buildings for a similar purpose on military reservations authorized by War Department regulations; for sale to officers, and including also fuel and engine supplies required in the operation of modern batteries at established posts; for post bakeries, including bake ovens and apparatus pertaining thereto and the repair thereof; for ice machines and their maintenance where required for the health and comfort of the troops and for ice for issue to organizations of enlisted men and offices at such places as the Secretary of War may determine, and for preservation of stores; for cold storage; for the construction and maintenance of laundries at military posts in the United States and its island possessions; authorized issues of soap, toilet paper, and towels; for the necessary furniture, textbooks, paper, and equipment for the post schools and libraries, and for schools for noncommissioned officers; for the purchase and issue of instruments, office furniture, stationery, and other authorized articles for the use of officers' schools at the several military posts; for purchase of commercial newspapers, market reports, and so forth; for the tableware and mess furniture for kitchens and mess					

*Estimates of appropriations required for the service of the fiscal year ending June 30, 1928—Continued*

General object (title of appropriation), date of acts, references to Statutes at Large, or to Revised Statutes, and estimated amount required for each detailed object	Total amount to be appropriated under each head of appropriation	Amount appropriated for the fiscal year ending June 30, 1927
<b>Regular Supplies of the Army—Continued.</b> halls, each and all for the enlisted men, including recruits; for forage, salt, and vinegar for the horses, mules, oxen, and other draft and riding animals of the Quartermaster Corps at the several posts and stations and with the armies in the field, for the horses of the several regiments of Cavalry and batteries of Artillery and such companies of Infantry and Scouts as may be mounted, and for remounts and for the authorized number of officers' horses, including bedding for the animals; for seeds and implements required for the raising of forage at remount depots and on military reservations in the Hawaiian, Philippine, and Panama Canal Departments, and for labor and expenses incident thereto, including, when specifically authorized by the Secretary of War, the cost of irrigation; for the purchase of implements and hire of labor for harvesting hay on military reservations; for straw for soldiers' bedding, stationery, typewriters and exchange of same, including blank books and blank forms for the Army, certificates for discharged soldiers, and for printing department orders and reports, <b>[\$11,964,391] \$12,771,093</b> , of which amount not exceeding <b>[\$3,500,000] \$2,500,000</b> shall be immediately available for the procurement of fuel for the service of the fiscal year <b>[1927] 1928 (R. S., pp. 206, 221; act Apr. 15, 1926, vol. 44, p. 261)</b> -----	<b>\$12, 771, 093. 00</b>	<b>\$11, 964, 391. 00</b>

	Estimated expenditures, 1928 appropriation	Estimated expenditures, 1927 appropriation	Expended and obligated, 1926
<b>Field service:</b>			
<b>Salaries and wages—</b>	<i>Average—</i>	<i>Average—</i>	<i>Average—</i>
Salary range, \$3,300 to \$3,900; average, \$3,600—	No. 1 Salary \$3, 600	No. 1 Salary \$3, 600	No. 1 Salary \$3, 600
Ice and refrigeration plant operator.....	1 3, 400	1 3, 400	1 3, 400
Salary range, \$3,000 to \$3,600; average, \$3,300—			
Ice and refrigeration plant operator.....	1 3, 000	1 3, 000	1 3, 000
Steam maintenance mechanic.....	1 3, 000	1 3, 000	1 3, 000
Salary range, \$2,700 to \$3,300; average, \$3,000—			
Ice and refrigeration plant operator.....	1 3, 000	1 3, 000	1 2, 940
Electrician.....	1 3, 000	1 3, 000	1 2, 888
Lighting-plant operators.....	2 2, 800	2 2, 800	2 2, 085
Heating-plant operators.....	4 2, 737	5 2, 730	4 2, 670
Salary range, \$2,400 to \$3,000; average, \$2,700—			
Linotype operator.....	1 2, 640	1 2, 640	1 2, 640
Heating-plant operators.....	8 2, 587	8 2, 587	8 2, 535
Foremen-printers.....	3 2, 520	3 2, 520	3 2, 480
Ice and refrigeration plant operators.....	1 2, 400	1 2, 400	1 2, 340
Chief engineer.....	1 2, 400		
Salary range, \$2,100 to \$2,700; average, \$2,400—			
Ice and refrigeration plant operators.....	6 2, 280	6 2, 280	5 2, 196
Steam fitters.....	3 2, 280	3 2, 280	3 2, 247
Linotype operator.....	1 2, 250	1 2, 250	1 2, 250
Superintendent of printing plant.....	1 2, 240	1 2, 240	1 2, 240
Electricians.....	22 2, 229	22 2, 229	24 2, 178
Heating-plant operators.....	11 2, 214	12 2, 200	12 2, 128
Mechanic.....		1 2, 240	1 1, 920
Lighting-plant operators.....	1 2, 100	1 2, 100	2 2, 100
Lineman.....	1 2, 100	1 2, 100	1 2, 100
Printer.....	1 2, 100	1 2, 100	1 2, 100
Typewriter repairman.....	1 2, 100	1 2, 100	1 2, 100
Salary range, \$1,860 to \$2,400; average, \$2,100—			
Lineman.....			1 2, 200
Blacksmith.....			1 2, 040
Foreman-printer.....	1 2, 040	1 2, 040	1 1, 820
Pressman.....	1 2, 040	1 2, 040	1 2, 040
Linotype operators.....	3 2, 040	3 2, 040	2½ 1, 960
Printers.....	3 2, 040	3 2, 040	4 2, 040
Ice and refrigeration plant operators.....	6 2, 004	6 2, 004	7 1, 978
Typewriter repairmen.....	4 2, 000	4 2, 000	4 2, 000
Heating-plant operators.....	20 1, 977	20 1, 977	20 1, 828
Steam fitters.....	4 1, 960	5 1, 960	5 1, 812
Elevator mechanics.....			3 1, 973
Electricians.....	29 1, 964	29 1, 962	29 1, 878
Lighting-plant operators.....	3 1, 860	3 1, 860	3 1, 863
Salary range, \$1,680 to \$2,040; average, \$1,860—			
Lighting plant operators.....	4 1, 860	4 1, 860	4 1, 875
Steam fitters.....	12 1, 841	11 1, 841	11 1, 779
Electricians.....	28 1, 816	29 1, 815	28 1, 772
Foreman printer.....	1 1, 820	1 1, 820	1 1, 800
Printers.....	1 1, 800	1 1, 800	2 1, 845
Lineman.....			1 1, 800
Storekeeper.....			1 1, 680
Typewriter repairmen.....	6 1, 793	6 1, 793	6 1, 798
Ice and refrigeration plant operators.....	9 1, 773	9 1, 773	9 1, 766
Heating-plant operators.....	15 1, 756	15 1, 756	14 1, 575
Water tenders.....	3 1, 740	3 1, 740	2 1, 590
Heating-plant firemen.....	8 1, 702	8 1, 702	7 1, 660
Mechanics.....		1 1, 800	2 1, 830
Salary range, \$1,500 to \$1,860; average, \$1,680—			
Heating-plant water tender.....	1 1, 740	1 1, 740	
Typewriter repairmen.....	2 1, 640	2 1, 640	2 1, 640
Linotype operators.....	1 1, 640	1 1, 640	2 1, 640
Electricians.....	8 1, 627	8 1, 627	8 1, 604
Printers.....	4 1, 625	4 1, 625	5 1, 595
Ice and refrigeration ice pullers.....	3 1, 616	3 1, 616	2 1, 530
Heating-plant operators.....	12 1, 558	12 1, 558	10 1, 462
Heating-plant firemen.....	35 1, 547	35 1, 547	34 1, 555
Steam fitters.....	6 1, 540	6 1, 540	6 1, 387
Lighting-plant operators.....	7 1, 523	9 1, 533	9 1, 353
Heating-plant coal passers.....	9 1, 500	9 1, 500	9 1, 320
Ice and refrigeration plant operators.....	6 1, 450	6 1, 450	5 1, 464
Elevator mechanic.....			1 1, 440

## Estimates of appropriations required for the service of the fiscal year ending June 30, 1928—Continued

General object (title of appropriation), date of acts, references to Statutes at Large, or to Revised Statutes, and estimated amount required for each detailed object				Total amount to be appropriated under each head of appropriation	Amount appropriated for the fiscal year ending June 30, 1927	
Regular Supplies of the Army—Continued.						
		Estimated expenditures, 1928 appropriation	Estimated expenditures, 1927 appropriation	Expended and obligated, 1926		
Field service—Continued.						
Salaries and wages—Continued.						
Salary range, \$1,320 to \$1,680; average, \$1,500—						
Pressman	No. 1	Average—Salary \$1,440	No. 1	Average—Salary \$1,440	No. 1	Average—Salary \$1,500
Pressfeeders	1	1,440	1	1,440	2	1,380
Electricians	3	1,440	3	1,440	4	1,432
Steamfitters	1	1,440	1	1,440	3	1,480
Ice and refrigeration ice pullers	2	1,380	2	1,380	2	1,380
Clerks (printing plants)	2	1,380	2	1,380	2	1,380
Ice and refrigeration plant operators	2	1,350	2	1,350	2	1,380
Heating-plant firemen	24	1,325	24	1,375	25½	1,447
Laborers, heating plant			1	1,320	6	1,420
Heating-plant operator	1	1,240	1	1,240		
Machinist					1	1,260
Coal passers					2	1,410
Salary range, \$1,140 to \$1,500; average, \$1,320—						
Heating-plant coal passers	4	1,260	4	1,260	4	1,200
Typewriter-repairmen	3	1,245	4	1,245	2½	1,246
Proofreader	1	1,240	1	1,240	1	1,240
Heating-plant firemen	26	1,220	26	1,220	29	1,249
Laborers, heating plant	12	1,212	12	1,212	17	1,254
Electricians	1	1,200	1	1,200	3	1,230
Lighting-plant operator	1	1,140	1	1,140	1	1,140
Ice and refrigeration plant operator	1	1,140	1	1,140	1	1,140
Salary range, \$1,020 to \$1,260; average, \$1,140—						
Laborers					4	1,065
Heating-plant firemen	22	1,077	22	1,077	20	1,120
Ice and refrigeration plant operator	1	1,050	1	1,050	1	1,020
Salary range, \$900 to \$1,140; average, \$1,020—						
Heating-plant firemen	10	954	10	954	10	906
Lighting-plant operator	1	900	1	900	1	1,080
Laborers					3	900
Salary range, \$780 to \$1,020; average, \$900—						
Heating-plant fireman	1	840	1	840	1	840
Foreman-printer	1	840	1	840	1	840
Copyholder	1	840	1	840	1	840
Laborer					1	780
Salary range, \$600 to \$780; average, \$690—						
Laborers					5	720
Ice and refrigeration plant operators	6	700	6	700	5½	640
Lighting-plant operators	7	668	7	668	7	600
Assistant foreman printer	1	660	1	660	½	546
Tinsmith					1	575
Heating-plant operators	3	600	3	600	1	780
Pressman	1	600	1	600	1	600
Salary range, \$420 to \$600; average, \$510—						
Composers	4	550	4	550	5	420
Ice and refrigeration firemen	10	540	10	540	8	433
Ice and refrigeration oilers	6	540	6	540		
Linemen	1	540	1	540	1	360
Engineer and mechanic					1	540
Proof reader	1	500	1	500	1	420
Ice and refrigeration plant operators	12	500	12	500	11	480
Lighting-plant operators	20	495	20	495	19	442
Heating-plant firemen	1	470	1	470	1	420
Pressmen					2	420
Ice plant fireman					1	420
Salary range, \$240 to \$420; average, \$330—						
Heating-plant firemen	4	360	4	360		
Lighting-plant operators	2	360	2	360	2	330
Ice and refrigeration plant firemen	6	300	5	300	4	315
Ice and refrigeration plant engineers					12	245
Salary range, \$80 to \$240; average, \$150—						
Ice and refrigeration plant oilers	2	230	2	230		
Laborers					24	175
Wagon driver					1	133
Total average number of employees	538		544		605½	
Total salaries and wages, field service		\$13,834		\$24,554		\$54,271
Deduct allowances for subsistence, lodging, etc.		12,844		12,844		12,644
(1) Total personal services, cash payment		800,990		811,710		841,627
The difference between 1928 and 1927 is due to decrease in force, \$10,720.						
Supplies and materials:						
0200 Stationery, including blank books and blank forms		150,600		100,000		69,841
0200 Books for post schools and libraries, officers' and noncommissioned officers' schools		1,200				1,450
0200 Stationery for post schools and libraries, officers' and noncommissioned officers' schools		1,170		150		1,800
0220 Newspapers and periodicals, except for post libraries, and market reports		2,200		2,200		2,663
0230 Illuminating supplies for oil lamps and lanterns		3,000		2,000		4,125
0230 Fuel in kind		3,676,875		3,800,000		3,823,491
0250 Forage, including salt, vinegar, and bedding		4,704,150		4,584,324		4,673,406
0280 Candles and matches		7,844		9,000		7,366
0280 Electric wiring and fixtures in structures, transmission, distribution, and street lighting systems, installation of, when not otherwise provided for						101,587
0280 Incandescent lamps and parts therefor		70,487		70,000		70,490

*Estimates of appropriations required for the service of the fiscal year ending June 30, 1928—Continued*

General object (title of appropriation), date of acts, references to Statutes at Large, or to Revised Statutes, and estimated amount required for each detailed object

Total amount to be appropriated under each head of appropriation

Amount appropriated for the fiscal year ending June 30, 1927

*Regular Supplies of the Army—Continued.*

	Estimated expenditures, 1928 appropriation	Estimated expenditures, 1927 appropriation	Expended and obligated, 1926
Supplies, and materials—Continued.			
0280 Appliances for handling and preparation of fuel.....	\$13,507	\$8,000	\$7,187
0280 Operating supplies for modern batteries, lighting and heating plants and ice and refrigerating plants.....	68,055	70,000	41,568
0280 Ice for issue to offices and organizations.....	95,196	117,500	75,649
0280 Implements, seeds, and other expenses for raising forage at remount depots and military reservations in Hawaii and Philippine Islands.....	25,000	60,000	32,000
0280 Picket rope, blacksmiths' and farriers' tools for issue.....	5,000	5,000	2,511
0280 Tools, carpenters' and saddlers' sets for issue to organizations.....	5,340	3,000	1,803
0280 Cleaning and preserving materials.....			350,000
0280 Soap, issue.....	78,135	80,000	64,231
0280 Toilet paper, towels, and paper drinking cups for issue to offices.....	19,400	31,000	15,854
02 Total supplies and materials.....	8,927,159	8,942,174	9,347,022
08 Printing, including certificates for discharged soldiers.....	43,000	43,000	42,906
Furnishing of heat, light, power, water, and electricity (service):			
1000 Heat.....	43,000	45,000	51,321
1010 Electric current for light.....	764,898	774,000	756,520
1020 Electric-power service.....	170,980	181,000	164,244
1030 Electric current for motion-picture machines.....			1,978
10 Total furnishing of heat, light, etc.....	978,878	1,000,000	974,063
Repairs and alterations:			
1200 Post bakeries, ice plants, and laundries, maintenance and repair of buildings.....	65,000	60,000	57,174
1200 Heating apparatus (other than stoves), maintenance and repair in offices, barracks, quarters, and United States Disciplinary Barracks.....	571,374	242,487	416,159
1250 Reservation fences, maintenance and repair.....	15,000	7,500	14,008
1280 Coffee roasters, field ranges, rolling kitchens, bake ovens and apparatus, and appliances for cooking and serving food, maintenance and repair.....	25,000	17,500	19,555
1280 Laundry machinery, repair of.....	30,000	39,300	28,386
1280 Plant equipment, boiler and refrigeration.....	184,100	95,000	217,902
1280 Electric-power equipment, including substations, maintenance and repair.....	80,000	45,000	43,365
1280 Warehousing equipment, maintenance and repair.....	10,000		8,000
1280 Electric wiring and fixtures in structures, transmission, distribution, and street-lighting systems (when not otherwise provided for), maintenance and repair.....	411,814	250,000	271,713
1280 Gas-distributing systems and apparatus, including piping in buildings, maintenance and repair.....	23,000	10,000	17,831
12 Total repairs and alterations.....	1,415,288	766,787	1,094,093
Special and miscellaneous current expenses:			
1350 Cold storage.....	33,240	28,900	28,015
1375 Removal of garbage.....	7,690	10,800	9,651
1380 Care and protection of regular supplies.....	194,200	50,000	77,025
1380 Typewriters, exchange and repair of, except for branches whose appropriations provide therefor.....	20,000	10,000	14,930
1380 Shoeing of horses and mules.....	172,787	140,000	23,849
13 Total special and miscellaneous current expenses.....	337,917	239,700	153,470
Equipment:			
3010 Ranges and cooking stoves and parts thereof.....	92,614	50,000	31,336
3010 Coffee roasters, field ranges, rolling kitchens, bake ovens and apparatus, and appliances for cooking and serving food, purchase of.....	35,800	10,000	14,296
3010 Mess furniture and equipment, including tableware.....	48,400	25,000	8,006
3010 Commissary chests and issue outfits.....		1,500	60
3010 Office furniture and filing equipment, except for branches whose appropriations provide therefor.....	19,710	2,000	36,254
3010 Furniture and equipment for post schools and libraries, officers' and noncommissioned officers' schools.....	1,007	5,000	3,072
3050 Heating stoves and parts thereof.....	58,330	20,000	12,594
3057 Laundry machinery, purchase of.....	12,000		963
30 Total equipment.....	267,861	113,500	106,581
Reserve.....		47,520	
Total.....	12,771,093	11,964,391	12,559,762

General object (title of appropriation), date of acts, references to Statutes at Large, or to Revised Statutes, and estimated amount required for each detailed object	Total amount to be appropriated under each head of appropriation	Amount appropriated for the fiscal year ending June 30, 1927
--	--	--

Clothing and equipage: For cloth, woolens, materials, and for the purchase and manufacture of clothing for the Army, including retired enlisted men when ordered to active duty, for issue and for sale; for payment of commutation of clothing due to warrant officers of the Mine Planter Service and to enlisted men; for altering and fitting clothing and washing and cleaning when necessary; for operation of laundries; for the authorized issues of laundry materials for use of general prisoners confined at military posts without pay or allowances, and for applicants for enlistment while held under observation; for equipment and repair of equipment of dry-cleaning plants, salvage and sorting storehouses, hat-repairing shops, shoe-repair shops, clothing-repair shops, and garbage-reduction works; for equipage, including authorized issues of toilet articles, barbers' and tailors' materials, for use of general prisoners confined at military posts without pay or allowances and applicants for enlistment while held under observation; issue of toilet kits to recruits upon their first enlistment, and issue of housewives to the Army; for expenses of packing and handling and similar necessities; for a suit of citizen's outer clothing and when necessary an overcoat, the cost of all not to exceed \$30, to be issued to each soldier discharged otherwise than honorably, to each enlisted man convicted by civil court for an offense resulting in confinement in a penitentiary or other civil prison, and to each enlisted man ordered interned by reason of the fact that he is an alien enemy, or, for the same reason, discharged without internment; for indemnity to officers and men of the Army for clothing and bedding, and so forth, destroyed since April 22, 1898, by order of medical officers of the Army for sanitary reasons, **[\$6,501,916] \$6,337,018, of which amount not exceeding \$60,000 shall be immediately available for the procurement of fuel for the service of the fiscal year 1928 (R. S., pp. 206, 224; act Apr. 15, 1926, vol. 44, p. 261)**-----

**\$6, 501, 916. 00**

	Estimated expenditures, 1928 appropriation	Estimated expenditures, 1927 appropriation	Expended and obligated, 1926
<b>Field service—</b>			
<b>Salaries and wages—</b>			
Salary range, \$3,000 to \$3,600; average, \$3,300—			
Supervising inspector of textile equipment	No. 1 \$3,600	No. 1 \$3,600	No. 1 \$3,600
Laundry superintendents	4 3,350	4 3,350	4 3,350
Salary range, \$2,700 to \$3,300; average, \$3,000—			
Clothing designer	1 3,000	1 3,000	1 3,000
Supervising shoe inspector	1 3,000	1 3,000	1 3,000
Chief textile inspector	1 3,000	1 3,000	1 3,000
Laundry superintendents	10 2,987	10 2,987	10 2,987
Salary range, \$2,400 to \$3,000; average, \$2,700—			
Chief musical-instrument inspector	1 2,700	1 2,700	1 2,700
Inspectors of textiles	2 2,600	1 2,500	1 2,500
Salary range, \$2,100 to \$2,700; average, \$2,400—			
Laundry superintendents	12 2,400	13 2,400	13 2,400
Clerks			1½ 2,100
Laundry operatives	2 2,470	1 2,340	1 2,350
Superintendent of labor and warehousing			1 2,340
Inspector of clothing	1 2,300	1 2,300	1 2,300
Inspector of miscellaneous articles	1 2,300	1 2,300	1 2,300
Inspectors of textiles	2 2,250	2 2,250	2 2,250
Salary range, \$1,860 to \$2,400; average, \$2,100—			
Clerks			1½ 2,100
Inspector of miscellaneous articles	1 2,100	1 2,100	1 2,100
Superintendent of salvage			1 2,100
Inspectors of clothing	3 2,080	2 2,070	2 2,070
Inspectors of textiles	3 2,100	5 2,052	5 2,052
Laundry operatives	12 2,052	12 2,050	12 2,050
Inspectors of shoes	11 2,000	11 2,000	11 2,000
Inspector of rubber	1 2,000	1 2,000	1 2,000
Laundry superintendents	3 1,980	3 1,980	3 1,980
Blacksmith-machinist			¾ 1,980
Salary range, \$1,680 to \$2,040; average, \$1,860—			
Foreman of packers			2½ 1,860
Clerks			2½ 1,860
Inspector of hats	1 1,860	1 1,860	1 1,860
Inspectors of textiles	2 1,860	1 1,860	1 1,860
Inspector of rubber	1 1,860	1 1,860	1 1,860
Inspectors of clothing	8 1,860	7 1,860	7 1,860
Inspectors of miscellaneous articles	3 1,860	3 1,860	3 1,860
Inspectors of musical instruments	2 1,860	2 1,860	2 1,860
Inspectors of shoes	2 1,850	2 1,850	2 1,850
Draftsman	1 1,800	1 1,800	1 1,800
Laundry superintendents	7½ 1,800	6½ 1,800	6½ 1,800
Nickel plater			1 1,800
Crane fireman			¾ 1,800
Foreman of laborers			¾ 1,740
Laundry operatives	39 1,772	38 1,733	38 1,733
Salary range, \$1,500 to \$1,680; average, \$1,680—			
Warehouseman			¾ 1,680
Storekeepers			1½ 1,680
Receiver			¾ 1,680
Foreman of packers			¾ 1,680
Inspectors of clothing		4 1,680	4 1,680
Clerks			2½ 1,650
Laundry operatives	15 1,645	16½ 1,648	16½ 1,648

*Estimates of appropriations required for the service of the fiscal year ending June 30, 1928—Continued*

General object (title of appropriation), date of acts, references to Statutes at Large, or to Revised Statutes, and estimated amount required for each detailed object				Total amount to be appropriated under each head of appropriation	Amount appropriated for the fiscal year ending June 30, 1927
<i>Clothing and Equipage—Continued.</i>					
	Estimated expenditures, 1928 appropriation	Estimated expenditures, 1927 appropriation	Expended and obligated, 1926		
Field service—Continued.					
Salaries and wages—Continued.					
Salary range, \$1,500 to \$1,680; average, \$1,680—Con.	Average— No. Salary	Average— No. Salary	Average— No. Salary		
Chiefs of watch.....			1½ 1,640		
Motor mechanic.....			1½ 1,640		
Automobile mechanic.....			1½ 1,640		
Carpenter.....			1½ 1,590		
Blacksmith.....			1½ 1,540		
Salary range, \$1,320 to \$1,680; average, \$1,500—					
Inspectors of shoes.....			4½ 1,500		
Clerks.....			8½ 1,456		
Laundry operatives.....	50½ 1,451	54½ 1,457	54½ 1,457		
Checkers.....			2½ 1,452		
Salvage clerks.....			2 1,440		
Assistant chiefs of watch.....			3½ 1,440		
Warehousemen.....			4½ 1,440		
Machinist.....			1½ 1,440		
Gang foreman.....			3½ 1,440		
Automobile mechanics.....			3½ 1,440		
Foreman of packers.....			1½ 1,440		
Foreman of laborers (salvage).....			1 1,440		
Assistant foreman of packers (salvage).....			1 1,440		
Salary range, \$1,140 to \$1,500; average, \$1,320—					
Storekeeper (musical instruments).....			1 1,320		
Comptometer operator.....			1 1,320		
Skilled laborer (salvage).....			21 1,300		
Watchmen.....			15½ 1,274		
Clerks.....			1½ 1,260		
Forewoman.....			2½ 1,260		
Assistant warehousemen.....			3½ 1,260		
Checkers.....			67½ 1,266		
Laundry operatives.....	65½ 1,266	67½ 1,266	67½ 1,266		
Gang foremen.....			3½ 1,240		
Assistant foreman of packers.....			1½ 1,240		
Packer (salvage).....			1 1,240		
Salary range, \$1,020 to \$1,260; average, \$1,140—					
Checker.....			1½ 1,140		
Messenger.....			1 1,140		
Clerks.....			1½ 1,106		
Laundry operatives.....	62 1,107	65 1,106	65 1,106		
Carpenters' helpers.....			1½ 1,085		
Electrician's helper.....			1½ 1,085		
Laborers.....			15½ 1,085		
Packers.....			3½ 1,085		
Unskilled laborers.....			5½ 1,085		
Unskilled laborers (salvage).....			9 1,080		
Salary range, \$900 to \$1,140; average, \$1,020—					
Laundry operatives.....	85½ 993	105½ 993	105½ 993		
Salary range, \$780 to \$1,020; average, \$900—					
Examiners.....			5½ 900		
Unskilled laborers.....			8½ 876		
Laundry operatives.....	251½ 856	204½ 866	204½ 866		
Laborers (salvage).....			2 780		
Salary range, \$600 to \$780; average, \$690—					
Laundry operatives.....	346½ 705	359½ 712	359½ 712		
Salary range, \$420 to \$600; average, \$510—					
Laundry operatives.....	223½ 502	251½ 501	251½ 501		
Salary range, \$240 to \$420; average, \$330—					
Laundry operatives.....	159½ 383	157 384	157 384		
Salary range, \$150 to \$240; average, \$195—					
Laundry operative.....	130 215	134 214	134 214		
Total average number of employees.....	1,528	1,555	1,708		
Total salaries and wages, field service.....	1,289,935	1,306,628	1,506,088		
Deduct allowance for subsistence, lodging, etc.....	3,624	3,624	3,624		
Cash payment, salaries and wages.....	1,286,311	1,303,004	1,502,464		
The difference between 1928 and 1927 is due to decrease in force, \$16,693.					
Payment of clothing allowance to enlisted men on discharge.....	960,000	2,350,000	1,962,454		
01 Total personal services, including clothing allowance.....	2,246,311	3,653,004	3,464,918		
Supplies and materials:					
0205 Issue of laundry materials for applicants for enlistment while under observation.....	100	100	3		
0205 Issue of laundry materials for general prisoners confined at posts without pay or allowances.....	100	50			
0240 Clothing for enlisted men, warrant officers, and Army nurses, including raw materials for the manufacture of same.....	3,055,362	2,103,712	1,737,886		
0240 Citizens' outer clothing to cost not exceeding \$30 to be issued to soldiers discharged otherwise than honorably.....	112,500	131,325	98,152		
0280 Toilet articles, barbers' and tailors' materials, including housewives and toilet kits.....	50		120		
0284 Badges, medals, trophies, etc.....	38,235	500	2,347		
02 Total supplies and materials.....	3,206,347	2,235,687	1,838,508		

## Estimates of appropriations required for the service of the fiscal year ending June 30, 1928—Continued

General object (title of appropriation), date of acts, references to Statutes at Large, or to Revised Statutes, and estimated amount required for each detailed object				Total amount to be appropriated under each head of appropriation	Amount appropriated for the fiscal year ending June 30, 1927
<i>Clothing and Equipage—Continued.</i>					
	Estimated expenditures, 1928 appropriation	Estimated expenditures, 1927 appropriation	Expended and obligated, 1926		
Repairs and alterations:					
1290 Altering, fitting, cleaning, and repairing clothing, including purchase of tools, machinery, findings, etc.....	\$31,638	\$22,200	\$24,110		
1290 Overhauling, cleaning, and repair of articles of textile and leather.....	40,125	20,000	48,124		
12 Total repairs and alterations.....	71,763	42,200	72,234		
Special and miscellaneous current expenses:					
1373 Supplies for operation of laundries, including work performed under contract.....	350,000	348,040	406,492		
1380 Experimental purposes.....	14,640	1,600	1,816		
1380 Packing and handling of clothing and equipage.....	38,800	39,000	23,379		
13 Total special and miscellaneous current expenses.....	403,440	388,640	431,687		
Equipment:					
3010 Textile equipment, such as tents, paulins, bed sheets, pillowcases, mattress covers, etc., including raw materials for the manufacture of same.....	132,070	90,200	119,297		
3030 Personal equipment, including raw materials for the manufacture of same.....	41,237	1,500	1,004		
3050 Miscellaneous articles of equipage not otherwise listed.....	155,850	28,300	73,756		
3050 Musical instruments, including spare parts, repairs, and sheet music for bands.....	80,000	35,793	91,872		
30 Total equipment.....	409,157	155,793	285,839		
Reserve.....		20,592			
Total.....	6,337,018	6,501,916	6,093,186		

*Incidental Expenses of the Army—*

Incidental expenses of the Army: Postage; hire of laborers in the Quartermaster Corps, including the care of officers' mounts when the same are furnished by the Government; compensation of clerks and other employees of the Quartermaster Corps, and clerks, foremen, watchmen, and organist for the United States disciplinary barracks, and incidental expenses of recruiting; for the operation of coffee-roasting plants; for payment of entrance fees for Army rifle and pistol teams participating in competitions; for tests and experimental and development work and scientific research to be performed by the Bureau of Standards for the Quartermaster Corps; for lecture fees at the Army Music School and such additional expenditures as are necessary and authorized by law in the movements and operation of the Army and at military posts, and not expressly assigned to any other department (*R. S.*, p. 207; *act Apr. 15, 1926, vol. 44, p. 262*).....

\$3,626,724.00

\$3,929,600.00

	Estimated expenditures, 1928 appropriation	Estimated expenditures, 1927 appropriation	Expended and obligated, 1926
Departmental service:			
Salaries—			
Professional and scientific service—			
Grade 3, \$3,000 to \$3,600; average, \$3,300—	Average—	Average—	Average—
Associate patent examiner.....	No. Salary	No. Salary	No. Salary
1 \$3,100.....	1 \$3,100	1 \$3,100	1 \$3,067
Clerical, administrative, and fiscal service—			
Grade 8, \$2,700 to \$3,300; average, \$3,000—			
Assistant investigator.....	1 3,000	1 3,000	1 3,000
Grade 7, \$2,400 to \$3,000; average, \$2,700—			
Junior administrative assistant.....	1 2,700	1 2,700	1 1,687
Grade 6, \$2,100 to \$2,700; average, \$2,400—			
Transportation, rate, and traffic auditors.....	2 2,300	2 2,300	2 2,287
Grade 5, \$1,800 to \$2,400; average, \$2,100—			
Senior office draftsman.....	1 1,600	1 1,600	1 1,652
Total average number of employees.....	6	6	6
01 Total salaries, departmental service.....	15,000	15,000	14,000
Field service:			
Salaries and wages—			
Salary range, \$3,000 to \$3,600; average, \$3,300—			
Executive assistant.....	1 3,600	1 3,600	1 3,600
Inspector.....	1 3,300	1 3,300	1 3,000
Clerk.....	1 3,300	1 3,300	1 3,000
Salary range, \$2,700 to \$3,300; average, \$3,000—			
Clerks.....	2 3,000	2 3,000	2 3,000
Salary range, \$2,400 to \$3,000; average, \$2,700—			
Clerks.....	11 2,712	11 2,712	15 2,712
Inspectors.....	4 2,700	4 2,700	4 2,425
Technical experts.....	3 2,700	3 2,700	3 2,700



*Estimates of appropriations required for the service of the fiscal year ending June 30, 1928—Continued*

General object (title of appropriation), date of acts, references to Statutes at Large, or to Revised Statutes, and estimated amount required for each detailed object	Total amount to be appropriated under each head of appropriation		Amount appropriated for the fiscal year ending June 30, 1927
Incidental Expenses of the Army—Continued.			
	Estimated expenditures, 1928 appropriation	Estimated expenditures, 1927 appropriation	Expended and obligated, 1926
Field service—Continued.			
Salaries and wages—Continued.			
Salary range, \$2,100 to \$2,700; average, \$2,400—	Average—	Average—	Average—
	No. Salary	No. Salary	No. Salary
Quartermaster agent.....	1 \$2,300	1 \$2,300	1 \$2,300
Chemists.....	3 2,400	3 2,400	3 2,400
Executive assistant.....	1 2,400	1 2,400	1 2,400
Inspectors.....	5 2,400	5 2,400	6 2,133
Clerks.....	64 2,395	63 2,395	93 2,395
Warehousemen.....	2 2,350	2 2,350	3 2,133
Salary range, \$1,860 to \$2,400; average, \$2,100—			
Superintendents.....	7 2,128	7 2,128	7 2,128
Inspectors.....	4 2,110	4 2,110	4 2,110
Clerks.....	102 2,105	101 2,105	135 2,105
Investigator.....	1 2,100	1 2,100	1 2,100
Storekeepers.....	5 2,056	5 2,056	5 2,056
Salary range, \$1,680 to \$2,040; average, \$1,860—			
Blacksmith-machinist.....	1 1,980	1 1,980	1 1,980
Warehouse foremen.....	4 1,900	4 1,900	4 1,860
Inspectors.....	17 1,867	17 1,867	20 1,867
Clerks.....	100 1,865	100 1,865	132 1,865
Foreman of laborers.....	1 1,860	1 1,860	1 1,860
Foreman of coffee roaster.....	1 1,860	1 1,860	1 1,860
Packers.....	3 1,860	3 1,860	3 1,860
Storekeeper.....	1 1,860	1 1,860	1 1,860
Mechanics.....	5 1,859	5 1,859	5 1,859
Battery man.....	1 1,840	1 1,840	1 1,840
Storekeepers.....	6 1,840	6 1,840	6 1,840
Superintendent.....	1 1,840	1 1,840	1 1,840
Warehousemen.....	3 1,840	3 1,840	6 1,840
Draftsmen.....	2 1,800	2 1,800	2 1,800
Forage masters.....	2 1,800	2 1,800	2 1,800
Foremen.....	2 1,800	2 1,800	4 1,740
Foremen of packers.....	3 1,780	3 1,780	6 1,727
Dispatchers.....	3 1,740	3 1,740	3 1,740
Salary range, \$1,500 to \$1,860; average, \$1,680—			
Electricians.....	2 1,740	2 1,740	2 1,740
Truckmaster.....	1 1,740	1 1,740	1 1,740
Warehouse foreman.....	1 1,740	1 1,740	1 1,740
Foremen of laborers.....	3 1,720	3 1,720	1 1,720
Inspectors.....	5 1,704	5 1,704	5 1,704
Warehousemen.....	4 1,700	4 1,700	1 1,740
Checkers.....	5 1,680	5 1,680	9 1,560
Clerks.....	160 1,680	158 1,680	188 1,680
Packers.....	14 1,680	14 1,680	16 1,608
Receiver.....	1 1,680	1 1,680	1 1,680
Sawyer.....	1 1,680	1 1,680	1 1,680
Laborers.....	2 1,676	2 1,676	
Storekeepers.....	10 1,674	10 1,674	6 1,597
Superintendents.....	4 1,660	4 1,660	2 1,660
Watchmen.....	4 1,640	4 1,640	4 1,640
Mechanics.....	2 1,590	2 1,590	
Salary range, \$1,320 to \$1,680; average, \$1,500—			
Storekeeper.....	1 1,590	1 1,590	
Foremen.....	3 1,560	3 1,560	3 1,413
Blacksmiths.....	2 1,530	2 1,530	2 1,490
Warehouse foremen.....	2 1,530	2 1,530	
Guards.....	10 1,528	10 1,528	
Carpenters.....	2 1,515	2 1,515	1 1,590
Librarian.....	1 1,500	1 1,500	
Laboratory man.....	1 1,500	1 1,500	1 1,500
Translator.....	1 1,500	1 1,500	1 1,500
Foremen of laborers.....	13 1,488	13 1,488	13 1,460
Packers.....	27 1,482	27 1,482	21 1,413
Clerks.....	329 1,481	328 1,481	341 1,481
Watchmen.....	11 1,469	11 1,469	10 1,476
Checkers.....	16 1,462	16 1,462	11 1,440
Storekeepers.....	16 1,462	16 1,462	16 1,442
Operators.....	4 1,455	4 1,455	4 1,440
Battery men.....	2 1,440	2 1,440	2 1,440
Caretaker.....	1 1,440	1 1,440	1 1,440
Electrician helper.....	1 1,440	1 1,440	1 1,440
Elevator mechanic helper.....	1 1,440	1 1,440	1 1,440
Foragemaster.....	1 1,440	1 1,440	1 1,440
Inspectors.....	2 1,440	2 1,440	3 1,500
Machinist.....	1 1,440	1 1,440	1 1,440
Marker.....	1 1,440	1 1,440	
Nurses.....	2 1,440	2 1,440	2 1,440
Superintendent.....	1 1,440	1 1,440	
Timekeeper.....	1 1,440	1 1,440	
Laborers.....	20 1,431	20 1,431	33 1,391
Warehousemen.....	7 1,422	7 1,422	7 1,440
Salary range, \$1,140 to \$1,500; average, \$1,320—			
Balemaker.....	1 1,336	1 1,336	1 1,336
Operators.....	15 1,320	15 1,320	11 1,284
Superintendent.....	1 1,320	1 1,320	
Checkers.....	24 1,314	24 1,314	24 1,259
Clerks.....	158 1,305	156 1,305	142 1,296
Storekeepers.....	9 1,298	9 1,298	4 1,178
Guards.....	36 1,291	36 1,291	45 1,265
Laborers.....	80 1,272	80 1,272	192 1,198
Watchmen.....	88 1,266	88 1,266	116 1,268
Packers.....	82 1,261	82 1,261	83 1,235
Forewoman-packers.....	1 1,260	1 1,260	3 1,253
Marker.....	1 1,260	1 1,260	1 1,260
Warehousemen.....	4 1,260	4 1,260	5 1,272
Messengers.....	16 1,250	16 1,250	18 1,234
Foremen.....	8 1,247	8 1,247	2 1,200

*Estimates of appropriations required for the service of the fiscal year ending June 30, 1928—Continued*

General object (title of appropriation), date of acts, references to Statutes at Large, or to Revised Statutes, and estimated amount required for each detailed object	Total amount to be appropriated under each head of appropriation		Amount appropriated for the fiscal year ending June 30, 1927	
<i>Incidental Expenses of the Army—Continued.</i>				
	Estimated expenditures, 1928 appropriation	Estimated expenditures, 1927 appropriation	Expended and obligated, 1926	
Field service—Continued.				
Salaries and wages—Continued.				
Salary range, \$1,020 to \$1,260; average, \$1,140—	Average— No. Salary	Average— No. Salary	Average— No. Salary	
Watchmen.....	38 \$1,208	38 \$1,208	12	1,020
Superintendent.....	1 1,200	1 1,200		
Janitors.....	8 1,185	8 1,185		
Checkers.....	4 1,170	4 1,170		
Clerks.....	28 1,170	28 1,170	14	1,033
Operators.....	5 1,165	5 1,165	12	1,140
Storekeepers.....	2 1,155	2 1,155	4	1,178
Guards.....	11 1,142	11 1,142		
Interpreters.....	2 1,140	2 1,140	1	1,200
Messengers.....	23 1,140	23 1,140	18	1,115
Packers.....	7 1,140	7 1,140		
Laborers.....	261 1,125	261 1,125	224	1,085
Salary range, \$900 to \$1,140; average, \$1,020—				
Fireman.....	1 1,080	1 1,080	1	1,080
Porter.....	1 1,080	1 1,080	1	1,080
Translator.....	1 1,080	1 1,080		
Warehouse foreman.....	1 1,080	1 1,080	1	1,080
Laborers.....	47 1,044	47 1,044	62	950
Electrician helper.....	1 1,020	1 1,020		
Foreman.....	1 1,020	1 1,020		
Janitors.....	13 1,006	13 1,006	12	1,020
Watchmen.....	43 958	43 958	32	960
Storekeepers.....	2 870	2 870	1	900
Salary range, \$780 to \$1,020; average, \$900—				
Porter.....	1 960	1 960	1	960
Messengers.....	8 933	8 933	6	910
Translators.....	2 930	2 930		
Examiners.....	7 900	7 900	9	900
Laborers.....	128 896	128 896	144	796
Checkers.....	3 860	3 860	3	800
Janitresses.....	4 858	4 858	4	858
Draftsman.....	1 840	1 840	1	840
Folder.....	1 840	1 840	1	840
Foremen.....	4 840	4 840		
Porteresses.....	5 840	5 840	5	840
Trainer.....	1 840	1 840	1	840
Grooms.....	2 840	2 840		
Clerks.....	10 838	10 838	7	838
Charwomen.....	6 814	6 814	4	840
Salary range, \$600 to \$780; average, \$690—				
Copyists.....	2 780	2 780		
Laborers.....	103 762	103 762	122	796
Charwomen.....	6 736	6 736	10	746
Caretaker.....	1 720	1 720	1	720
Scavengers.....	3 713	3 713		
Messengers.....	7 694	7 694	7	685
Overseer.....	1 675	1 675	1	675
Checkers.....	6 671	6 671	4	645
Janitors.....	6 665	6 665	6	665
Clerks.....	3 660	3 660		
Timekeeper.....	1 660	1 660		
Foremen.....	3 640	3 640		
Salary range, \$420 to \$600; average, \$510—				
Charwomen.....	12 576	12 576	12	576
Copyists.....	5 538	5 538		
Laborers.....	51 529	51 529	56	507
Clerks.....	40 491	40 491	51	496
Capataz.....	2 480	2 480		
Messengers.....	1 480	1 480		
Translator.....	1 480	1 480		
Interpreter.....	1 476	1 476	1	476
Foremen.....	13 468	13 468	5	490
Butchers.....	1 450	1 450	2	480
Salesmen.....	5 433	5 433	7	420
Salary range, \$240 to \$420; average, \$330—				
Butcher.....	1 390	1 390	1	390
Janitor.....	1 375	1 375		
Checkers.....	7 364	7 364	3	360
Interpreter.....	1 360	1 360	1	360
Salesmen.....	2 360	2 360		
Warehouseman.....	1 360	1 360		
Winchtender.....	1 360	1 360		
Clerks.....	19 342	19 342	5	360
Messengers.....	3 340	3 340		
Caretakers.....	3 330	3 330	2	300
Charwomen.....	3 308	3 308		
Teachers.....	5 307	5 307	5	307
Capataz.....	1 300	1 300		
Copyist.....	1 300	1 300		
Translator.....	1 300	1 300		
Laborers.....	130 284	130 284	180	252
Salary range, less than \$240—				
Laborers.....	47 166	47 166	18	164
Janitors.....	13 155	13 155	14	176
Messengers.....	5 126	5 126	6	190
Translator.....	1 120	1 120		

*Estimates of appropriations required for the service of the fiscal year ending June 30, 1928—Continued*

General object (title of appropriation), date of acts, references to Statutes at Large, or to Revised Statutes, and estimated amount required for each detailed object				Total amount to be appropriated under each head of appropriation	Amount appropriated for the fiscal year ending June 30, 1927
<i>Incidental Expenses of the Army—Continued.</i>					
	Estimated expenditures, 1928 appropriation	Estimated expenditures, 1927 appropriation	Expended and obligated, 1926		
Field service—Continued.					
Salaries and wages—Continued.					
Salary range, less than \$240—Continued.	Average— No. 3 Salary \$56	Average— No. 3 Salary \$56	Average— No. 4 Salary \$48		
Watchmen.....	1 49	1 49	1 48		
Gatekeeper.....	1 48	1 48	1 48		
Charwoman.....	1 48	1 48	1 48		
Total average number of employees.....	2,805	2,800	2,962		
Total salaries and wages, field service.....	3,489,972	3,480,522	3,738,810		
Deduct allowances for subsistence, lodging, etc.....	13,572	13,572	13,572		
Cash payment, salaries and wages.....	3,476,400	3,466,950	3,725,238		
The difference between 1928 and 1927 is due to increase in force, \$9,450.					
Net salaries and wages, field service.....	3,476,400	3,466,950	3,725,238		
01 Total personal services.....	3,491,400	3,481,950	3,739,238		
05 Postage.....	5,000	5,000	4,969		
Special and miscellaneous current expenses:					
1340 Rewards for apprehension and delivery of deserters.....			140,000		
1380 Incidental expenses of recruiting, not including rentals and lodgings.....	56,876	48,000	59,738		
1380 Additional expenditures as are necessary and authorized by law in the movement and operation of the Army, and at military posts, and not expressly assigned to any other department.....	73,448	73,600	78,020		
13 Total special and miscellaneous current expenses.....	130,324	121,600	277,758		
22 Donation of \$10 to discharged military prisoners.....			20,000		
Reserve.....		271,050			
Total.....	3,626,724	3,929,600	4,041,965		
<i>Army Transportation—</i>					
Army transportation: For transportation of the Army and its supplies, including retired enlisted men when ordered to active duty; of authorized baggage, including that of retired officers, warrant officers, and enlisted men when ordered to active duty and upon relief therefrom, and including packing and crating; of recruits and recruiting parties; of applicants for enlistment between recruiting stations and recruiting depots; of necessary agents and other employees, including [per diem allowances in lieu of subsistence, not exceeding \$4 for those authorized to receive the per diem allowances] <i>their traveling expenses</i> ; of dependents of officers and enlisted men as provided by law; of discharged prisoners, and persons discharged from Saint Elizabeths Hospital after transfer thereto from the military service, to their homes (or elsewhere as they may elect): <i>Provided</i> , That the cost in each case shall not be greater than to the place of last enlistment; of horse equipment; and of funds for the Army; for the <i>purchase, not exceeding \$81,000</i> , operation and repair of boats and other vessels; for wharfage, tolls, and ferriages; for drayage and cartage; for the purchase, manufacture (including both material and labor), maintenance, hire, and repair of pack saddles and harness; for the purchase, hire, operation, maintenance, and repair of wagons, carts, drays, other vehicles, and horse-drawn and motor-propelled passenger-carrying vehicles required for the transportation of troops and supplies and for official military and garrison purposes; for purchase and hire of draft and pack animals, including replacement of unserviceable animals; for travel allowances to officers and enlisted men on discharge; to officers of National Guard on discharge from Federal service as prescribed in the act of March 2, 1901; to enlisted men of National Guard on discharge from Federal service, as prescribed in amendatory act of September 22, 1922; and to members of the National Guard who have been mustered into Federal service and discharged on account of physical disability; in all, [ <del>\$14,526,230</del> ] <i>\$13,947,678</i> , of which amount not exceeding [ <del>\$2,000,000</del> ] <i>\$1,000,000</i> shall be immediately available for the procurement and transportation of fuel for the service of the fiscal year [ <del>1927</del> ] <i>1928</i> [and of the said sum of \$14,526,230, \$30,000 shall be immediately available for transportation of troops to and from the celebration commemorating the fiftieth anniversary of the Battle of the Little Big Horn] ( <i>R. S., pp. 36, 206; act Apr. 15, 1926, vol. 44, pp. 282, 263</i> ).....				\$13,947,678.00	\$14,526,230.00

*Estimates of appropriations required for the service of the fiscal year ending June 30, 1928—Continued*

General object (title of appropriation), date of acts, references to Statutes at Large, or to Revised Statutes, and estimated amount required for each detailed object	Total amount to be appropriated under each head of appropriation				Amount appropriated for the fiscal year ending June 30, 1927
<b>Army Transportation—Continued.</b>					
No money appropriated by this act shall be expended for the hire, operation, maintenance, or repair of any motor-propelled vehicle which shall be employed wholly or in part for personal, social, or similar use, except such use as is prescribed by order for the transportation of Army personnel in connection with the recreational activities of the Army.					
None of the funds appropriated or made available in this act shall be used for the purchase of motor-propelled passenger or freight-carrying vehicles for the Army except those that are purchased solely for experimental purposes.					
	Estimated expenditures, 1928 appropriation	Estimated expenditures, 1927 appropriation	Expended and obligated, 1926		
<b>ANIMAL-DRAWN TRANSPORTATION</b>					
<b>Field service:</b>					
<b>Salaries and wages—</b>					
Salary range, \$2,400 to \$3,000; average, \$2,700—	<i>Average—</i>	<i>Average—</i>	<i>Average—</i>		
Chief packer	No. 1 Salary \$2,500	No. 1 Salary \$2,500	No. 1	Salary \$2,500	
Salary range, \$2,100 to \$2,700; average, \$2,400—					
Chief inspector of leather and harness	1 2,400	1 2,400	1	2,200	
Assistant chief packer	1 2,300	1 2,300	1	2,300	
Transportation agent	1 2,300	1 2,300	1	2,300	
Salary range, \$1,860 to \$2,400; average, \$2,100—					
Saddlers	2 2,075	2 2,075	1	2,130	
Harness makers	2 2,040	2 2,040	2	2,040	
Superintendent of stables	1 2,040	1 2,040	1	2,040	
Warehouseman	1 2,040	1 2,040	1	2,040	
Superintendent of transportation	1 2,040	1 2,040	1	2,040	
Horseshoer	1 1,980	1 1,980			
Superintendent of corrals	1 1,940	1 1,940	1	1,940	
Wagon masters	2 1,920	2 1,920			
Pack masters	3 1,884	3 1,884	3	1,884	
Salary range, \$1,500 to \$1,860; average, \$1,680—					
Blacksmiths	8 1,762	8 1,762	4	1,755	
Horseshoers	3 1,760	3 1,760	4	1,755	
Wagon masters			2	1,740	
Harness makers	3 1,731	3 1,731	3	1,731	
Wheelwrights	4 1,725	4 1,725	3	1,753	
Clerk			1	1,740	
Trainmaster	1 1,720	1 1,720	2	1,720	
Pack masters	4 1,704	4 1,704	4	1,704	
Saddlers	2 1,700	2 1,700	6	1,605	
Instructor	1 1,680	1 1,680			
Superintendents of transportation	3 1,653	3 1,653	2	1,680	
Corral boss			1	1,640	
Farrier			1	1,612	
Salary range, \$1,320 to \$1,680; average, \$1,500—					
Farrier	1 1,640	1 1,640			
Cargadors	3 1,584	3 1,584	3	1,584	
Wagon masters	2 1,580	2 1,580	1	1,600	
Teamster	1 1,560	1 1,560	1	1,600	
Train master	1 1,540	1 1,540			
Clerks	3 1,526	3 1,526	4	1,440	
Forage masters	2 1,500	2 1,500	2	1,500	
Saddlers	3 1,500	3 1,500			
Wheelwrights			2	1,510	
Horseshoers	8 1,491	8 1,491	10	1,572	
Blacksmiths	27 1,491	27 1,491	30	1,613	
Laborers	4 1,462	4 1,462			
Painter	1 1,440	1 1,440	1	1,440	
Superintendent of transportation	1 1,440	1 1,440			
Assistant corral boss			1	1,440	
Salary range, \$1,140 to \$1,500; average, \$1,320—					
Packers	19 1,404	19 1,404	30	1,404	
Cooks	3 1,404	3 1,404	3	1,404	
Train masters	3 1,386	3 1,386	3	1,386	
Stable foremen	1 1,440	1 1,440	2	1,440	
Wheelwrights	8 1,378	8 1,378	8	1,412	
Teamsters	8 1,356	8 1,356	18	1,306	
Harness makers	1 1,440	1 1,440	2	1,340	
Examiner of harness	1 1,320	1 1,320	1	1,320	
Saddler	1 1,320	1 1,320	1	1,200	
Wagon masters	3 1,308	3 1,308	4	1,404	
Blacksmiths	5 1,300	5 1,300	7	1,320	
Laborers	5 1,296	5 1,296	15	1,219	
Stablemen	5 1,288	5 1,288	4	1,260	
Horseshoer	1 1,284	1 1,284	1	1,284	
Scavenger			1	1,140	
Salary range, \$1,020 to \$1,260; average, \$1,140—					
Harness maker	1 1,240	1 1,240			
Stable foreman	1 1,200	1 1,200	1	1,200	
Messenger	1 1,200	1 1,200	1	1,200	
Wagon masters	2 1,160	2 1,160	1	1,140	
Assistant wagon master			1	1,140	
Stablemen	1 1,140	1 1,140	2	1,140	
Wheelwright			1	1,140	
Corral foreman	1 1,140	1 1,140	1	1,140	
Watchman			1	1,140	
Laborers	10 1,115	10 1,115	13	1,161	
Teamsters	32 1,111	32 1,111	37	1,230	
Clerk			1	1,085	
Forage master	1 1,080	1 1,080	1	1,080	
Blacksmith	1 1,080	1 1,080			

*Estimates of appropriations required for the service of the fiscal year ending June 30, 1928—Continued*

General object (title of appropriation), date of acts, references to Statutes at Large, or to Revised Statutes, and estimated amount required for each detailed object				Total amount to be appropriated under each head of appropriation	Amount appropriated for the fiscal year ending June 30, 1927
<b>Army Transportation—Continued.</b>					
	Estimated expenditures, 1928 appropriation	Estimated expenditures, 1927 appropriation	Expended and obligated, 1926		
<b>ANIMAL-DRAWN TRANSPORTATION—continued</b>					
Field service—Continued.					
Salaries and wages—Continued.					
Salary range, \$900 to \$1,140; average, \$1,020—	Average— No. Salary	Average— No. Salary	Average— No. Salary		
Wheelwright.....	4 \$1,023	4 \$1,023	1 \$1,080		
Watchmen.....	1 960	1 960	7 960		
Saddler.....	1 960	1 960	2 960		
Laborers.....	1 960	1 960	2 960		
Range riders.....	1 960	1 960	2 960		
Salary range, \$780 to \$1,020; average, \$900—					
Wagon masters.....	1 960	1 960	2 960		
Blacksmith.....	1 924	1 924	3 900		
Teamsters.....	24 914	48 914	81 944		
Stablemen.....	2 870	2 870	3 900		
Laborer.....			1 890		
Horseshoer.....			1 840		
Watchmen.....			2 840		
Typist.....	1 780	1 780	1 780		
Salary range, \$600 to \$780; average, \$690—					
Corral boss.....	1 744	1 744	1 720		
Wheelwright.....	1 720	1 720	3 720		
Stablemen.....	3 720	3 720	9 738		
Teamsters.....	6 706	6 706	4 630		
Blacksmiths.....	4 630	4 630			
Laborers.....	4 616	4 616			
Foreman of laborers.....	1 600	1 600			
Salary range, \$420 to \$600; average, \$510—					
Saddlers.....	2 510	2 510	2 510		
Cook.....	1 480	1 480	1 480		
Wheelwright.....	1 480	1 480	2 450		
Horseshoers.....	2 450	2 450	1 450		
Blacksmith.....			1 420		
Laborer.....	1 450	1 450	3 430		
Teamsters.....					
Salary range, \$240 to \$420; average, \$330—					
Assistant foremen.....			2 360		
Stableman.....			1 312		
Messenger.....			1 300		
Teamsters.....	82 269	83 269	56 299		
Laborers.....	2 280	2 280	9 260		
Salary range, \$60 to \$240; average, \$150—					
Stableman.....	1 240	1 240			
Laborers.....	9 195	9 195	76 231		
Teamsters.....	9 192	9 192			
Total average number of employees.....	384	410	537		
Total salaries and wages, field service.....	394,544	416,744	527,776		
Deduct allowances for subsistence, lodging, etc.....	17,244	17,244	22,776		
01 Total personal services, cash payment.....	377,300	399,500	505,000		
The difference between 1928 and 1927, \$22,200, is due to decrease in force.					
11 Draft and pack animals (hire).....	200		100		
12 Repairs and maintenance of animal-drawn vehicles and harness.....	243,971	50,860	131,192		
Equipment:					
3001 Animal-drawn vehicles and spare parts, purchase of.....	15,950	29,920	5,355		
3041 Draft and pack animals, purchase of, and expenses incident thereto.....	119,625		86,300		
3053 Harness and horse equipment, purchase of.....	24,247	13,150	22,581		
30 Total equipment.....	159,822	43,070	114,236		
Total.....	781,293	493,430	750,528		
<b>WATER TRANSPORTATION</b>					
Field service:					
Salaries and wages—					
Salary range, \$3,800 to \$5,000; average, \$4,400—					
Masters.....	9 4,326	9 4,335	9 4,313		
Marine superintendents.....	2 4,200	2 3,975	2 3,975		
Chief engineers.....	5 4,080	7 4,071	6 4,080		
Salary range, \$3,300 to \$3,600; average, \$3,600—					
Superintending engineer.....	3 3,600	3 3,600	3 3,600		
Marine superintendent.....	1 3,600				
Chief engineers.....	3 3,580	1 3,600	2 3,636		
Masters.....	2 3,495	1 3,647	1 3,377		
Marine engineer.....		1 3,600			
Salary range, \$3,000 to \$3,600; average, \$3,300—					
Masters.....	3 3,240	1 3,180	6 3,197		
Engineers.....	2 3,180	3 3,180			
First officer.....			1 3,180		
Chief engineers.....	3 3,131	1 3,240	3 3,156		
Quartermaster clerks.....		3 3,020			
Port steward.....	1 3,000	1 3,000	1 3,000		
Marine superintendent.....	1 3,000	1 3,000	1 3,000		
Chief stevedore.....		1 3,000	1 3,000		

*Estimates of appropriations required for the service of the fiscal year ending June 30, 1928—Continued*

General object (title of appropriation), date of acts, references to Statutes at Large, or to Revised Statutes, and estimated amount required for each detailed object	Total amount to be appropriated under each head of appropriation		Amount appropriated for the fiscal year ending June 30, 1927
<b>Army Transportation—Continued.</b>			
	Estimated expenditures, 1928 appropriation	Estimated expenditures, 1927 appropriation	Expended and obligated, 1926
<b>WATER TRANSPORTATION—continued</b>			
Field service—Continued.			
Salaries and wages—Continued.			
Salary range, \$2,700 to \$3,300; average, \$3,000—	Average— No. Salary	Average— No. Salary	Average— No. Salary
Quartermaster agents	4 \$2,940		
Quartermaster clerk		1 \$2,940	
Masters	7 2,822	3 2,880	2 \$2,880
Mate		1 2,880	
Chief clerks	1 2,800	1 2,800	2 2,750
First officers	10 2,766	8 2,760	9 2,753
First assistant engineers	8 2,745	8 2,749	
Chief engineer		1 2,700	1 2,700
Clerk	1 2,700		
Engineer		1 2,700	
Inspector, vessels and machinery	1 2,700	1 2,700	1 2,700
Chief stevedore	1 2,700	1 2,700	1 2,700
Salary range, \$2,400 to \$3,000; average, \$2,700—			
General storekeeper	1 2,640		
Chief stewards	5 2,640	6 2,640	6 2,640
Principal clerk	1 2,500		
Chief engineers	8 2,497	9 2,500	2 2,520
Traffic clerk		1 2,500	1 2,500
Masters	18 2,482	14 2,489	14 2,477
First assistant engineers	1 2,460	2 2,430	9 2,582
Engineers	7 2,451	6 2,420	8 2,407
Second assistant engineers	10 2,418	10 2,442	
Second officers	8 2,415	9 2,423	10 2,412
Mates	2 2,400	1 2,400	
Pier superintendents	1 2,400		
Salary range, \$2,100 to \$2,700; average, \$2,400—			
Quartermaster clerks	6 2,340		
Master and engineer	1 2,340		
First assistant engineer	1 2,310		
First officer	1 2,310		
Engineers	6 2,298	5 2,296	1 2,340
Chief engineers	5 2,286		8 2,287
Masters	2 2,280	4 2,445	7 2,339
Foreman machinist	1 2,240	1 2,240	1 2,240
Chief stewards	2 2,220		
Assistant engineers	5 2,208	3 2,209	
Third assistant engineers	14 2,203	17 2,211	17 2,211
Chief longshoreman	1 2,200		
Third officers	13 2,199	16 2,205	15 2,206
Mates	5 2,184	4 2,190	1 2,160
Clerks	6 2,133	5 2,180	1 2,100
Wharfinger	1 2,100		1 2,100
Tug dispatcher	1 2,100	1 2,100	1 2,100
Ships' material classifier		1 2,100	1 2,100
Salary range, \$1,860 to \$2,400; average, \$2,100—			
Truckmaster	1 2,040		
Master caretaker		1 2,040	
Assistant engineer	1 2,040		
Quartermaster clerks		8 2,040	
Masters	3 2,012	4 2,039	5 2,011
Third assistant engineers	1 2,010	2 1,890	
Plumbers			6 1,890
Chief stevedore	1 2,000	1 1,980	
Principal clerk		1 2,000	1 2,000
Chief cooks	5 1,992	6 1,992	
Chief engineers		4 1,987	6 2,005
Engineers	4 1,985	3 2,000	4 1,980
Second assistant engineers			11 1,983
Chief stewards	2 1,982		
Deck hand	1 1,980	1 1,980	
Welder	1 1,953		
Steel metal worker	1 1,953		
Ships joiners	2 1,953		
Quartermaster-clerk-embalmers	6 1,920	6 1,950	
Marine gas engineer	1 1,920	1 1,920	
Checkers	3 1,900	1 1,860	
Clerks	7 1,877	4 1,860	4 1,905
Wharfinger	1 1,860	1 1,860	1 1,860
Coal inspector	1 1,860		
Quartermaster purveyor	1 1,860	1 1,860	1 1,860
Draftsman	1 1,860	1 1,860	1 1,860
Mates		1 1,860	4 2,040
Salary range, \$1,680 to \$2,040; average, \$1,860—			
Machinists	3 1,802	4 1,771	1 1,740
Plumbers	2 1,802		
Blacksmith	1 1,802		
Engineers	2 1,800	2 1,800	3 1,800
Foremen checker		1 1,800	
Clerk wharfinger	1 1,800		
Mates	6 1,780	3 1,780	1 1,780
Assistant engineers	5 1,782		3 1,740
Chief bakers	5 1,752	5 1,752	5 1,752
Electrician	1 1,740		
Masters	2 1,740	2 1,740	2 1,800
Checkers	3 1,740	1 1,770	2 1,680
Assistant storekeepers			6 1,740
First officers	2 1,710		
Clerks	8 1,687	8 1,687	5 1,680
Oilers	3 1,680	3 1,680	

*Estimates of appropriations required for the service of the fiscal year ending June 30, 1928—Continued*

General object (title of appropriation), date of acts, references to Statutes at Large, or to Revised Statutes, and estimated amount required for each detailed object

Total amount to be appropriated under each head of appropriation

Amount appropriated for the fiscal year ending June 30, 1927

**Army Transportation—Continued.**

	Estimated expenditures, 1928 appropriation	Estimated expenditures, 1927 appropriation	Expended and obligated, 1926
<b>WATER TRANSPORTATION—continued</b>			
Field service—Continued.			
Salaries and wages—Continued.			
Salary range, \$1,680 to \$2,040; average, \$1,800—Con.			
Firemen	Average— No. 5 Salary \$1,680	Average— No. 6 Salary \$1,680	Average— No. 6 Salary \$1,680
Storekeepers	1 1,680	2 1,680	
Buyer	1 1,680		
Coal passer	1 1,680	1 1,680	
Inspector miscellaneous supplies	1 1,680		
Chief stewards		2 1,680	2 \$1,680
Record clerk		1 1,680	
Timekeeper		1 1,680	
Assistant caretakers		2 1,680	2 1,680
Salary range, \$1,500 to \$1,860; average, \$1,680—			
Chauffeur	1 1,640		
Assistant truckmaster	1 1,640		
Fireman	10 1,614	6 1,610	
Mates		2 1,600	
Laborer, foreman	1 1,570		1 1,570
Assistant engineers		3 1,600	2 1,560
Checkers	4 1,560	5 1,560	3 1,560
Typist	1 1,560	1 1,500	1 1,500
Cook	1 1,560	1 1,500	
Clerks	1 1,548	3 1,540	4 1,545
Electricians	8 1,530	9 1,530	9 1,530
Refrigerating engineers	6 1,530	7 1,530	7 1,530
Second stewards	5 1,512	6 1,512	6 1,512
Cook and steward	1 1,500	1 1,500	
Stenographer-typist	1 1,500	1 1,500	
Machinist			5 1,560
Deck hands	27 1,500	24 1,500	
Boiler makers			4 1,560
Boat repair men	2 1,500		
Oiler	1 1,500	1 1,500	
Deck seaman	1 1,500	1 1,500	1 1,500
Principal clerk			1 1,500
Chief baker			1 1,500
Salary range, \$1,320 to \$1,680; average, \$1,500—			
Foreman			1 1,492
Laborers	2 1,492	2 1,492	1 1,492
Deck engineers	6 1,470	6 1,470	6 1,470
Plumbers	5 1,470	6 1,470	
Chief butchers	5 1,452	6 1,452	6 1,452
Cook and baker	1 1,452		
Laborer superintendent	1 1,440	1 1,440	
Auto-truck driver	1 1,440		
Boatswain		1 1,440	
Porter	1 1,440		
Stenographer-typists	2 1,440	1 1,440	1 1,440
Clerk-stenographer	1 1,440		
Engineer, marine	1 1,440	1 1,440	
Checkers	1 1,440	2 1,380	1 1,440
Captains, scow	5 1,440	6 1,440	
Assistant foreman packer	1 1,440		
Chief steward		1 1,440	
Seamen	6 1,440	6 1,440	
Cooks	3 1,438	1 1,410	
Deck hands	14 1,436	15 1,436	
Oilers	17 1,430	10 1,448	
Clerks	9 1,413	4 1,440	7 1,416
Firemen	14 1,410	13 1,417	
Second cooks	6 1,392	6 1,392	7 1,392
Boiler makers	4 1,392	4 1,392	
Machinists	5 1,380	5 1,392	
Engineer			1 1,380
Watchmen	2 1,380	2 1,380	
Assistant engineers			5 1,366
Assistant electricians	5 1,362	7 1,376	7 1,376
Chief baker	1 1,332	1 1,332	1 1,332
Salary range, \$1,140 to \$1,500; average, \$1,320—			
Clerks	1 1,300	1 1,260	2 1,260
Deck engineer	1 1,290	1 1,290	1 1,290
Second assistant engineers	2 1,275		
Chief Army cooks	5 1,272	6 1,272	6 1,272
Second bakers	5 1,272	6 1,272	6 1,272
Storekeepers	4 1,272		
Second cabin stewards	5 1,272	5 1,272	6 1,272
Third cabin stewards	2 1,272		
Third cooks	5 1,272	5 1,272	3 1,272
Third stewards	3 1,272	6 1,272	
Ship's cooks	6 1,262	6 1,272	6 1,272
Launch dispatcher	1 1,260	1 1,140	1 1,140
Launch operator		1 1,140	1 1,140
Firemen	9 1,250	4 1,180	
Assistant refrigerating engineers	5 1,242	5 1,250	6 1,250
Watchmen	2 1,240	2 1,240	2 1,220
Packers	4 1,240		
Carpenters	8 1,212	8 1,212	9 1,212
Oilers		3 1,200	
Second Army cooks	5 1,212		
Second cooks	3 1,212	4 1,189	9 1,185
Sheet-metal worker's helper	1 1,201		
Blacksmith's helper	1 1,201		

## Estimates of appropriations required for the service of the fiscal year ending June 30, 1928—Continued

General object (title of appropriation), date of acts, references to Statutes at Large, or to Revised Statutes, and estimated amount required for each detailed object				Total amount to be appropriated under each head of appropriation	Amount appropriated for the fiscal year ending June 30, 1927
<b>Army Transportation—Continued.</b>					
	Estimated expenditures, 1928 appropriation	Estimated expenditures, 1927 appropriation	Expended and obligated, 1926		
<b>WATER TRANSPORTATION—continued</b>					
Field service—Continued.					
Salaries and wages—Continued.					
Salary range, \$1,140 to \$1,500; average, \$1,320—Con.	Average— No. Salary	Average— No. Salary	Average— No. Salary		
Superintendent laborers.	1 \$1,200	1 \$1,200	1 \$1,200		
Messman.	1 1,200				
Deck hands.	8 1,200				
Messengers.	3 1,180	2 1,140	2 1,140		
Assistant ship's cooks.	4 1,152	4 1,200	3 1,200		
Boatswains.	8 1,152	9 1,152	9 1,152		
Second butchers.	5 1,152	6 1,152	6 1,152		
Checker.	1 1,140	1 1,140	1 1,140		
Janitor.	1 1,140				
Laborers.	1 1,140		16 1,179		
Salary range, \$1,020 to \$1,260; average, \$1,140—					
Water tenders.	33 1,122	37 1,122			
Oilers.	41 1,117	48 1,120			
First officer.		1 1,080			
Machinist.		1 1,080	1 1,080		
Yardmaster.	1 1,100				
First assistant engineer.		1 1,080			
Deck yeomen.	5 1,092	5 1,092	6 1,092		
Storekeepers.	11 1,092	21 1,069	15 1,092		
Masters-at-arms.	10 1,092	10 1,092	12 1,092		
Wheelmen.	31 1,092	34 1,092	30 1,092		
Fourth cook.	1 1,092				
Chief pantrymen.	5 1,092	5 1,092	6 1,092		
Messenger.	1 1,080	1 1,080			
Deck hands.	2 1,080	7 1,094			
Chief caretaker.	1 1,080				
Second cabin steward.		1 1,020			
Launch operator.	1 1,080				
Assistant storekeepers.	3 1,052				
Firemen.	68 1,043	69 1,047			
Steward's yeomen.	5 1,032	5 1,032			
Fifth cook.	1 1,032				
Third Army cooks.	1 1,032	2 1,020			
Third butcher.	1 1,032				
Second pantrymen.	5 1,032	5 1,032	6 1,032		
Clerks.	1 1,020	2 1,020	2 1,020		
Laborer.	1 1,020				
Locomotive crane engineer.	1 1,020				
Salary range, \$900 to \$1,140; average, \$1,020—					
Seamen.	126 997	126 1,002	189 1,002		
Third bakers.	5 972	5 972	6 972		
Fourth bakers.	5 972	5 972	6 972		
Pantrymen.	8 972	8 972	3 972		
Third pantrymen.			6 972		
Stenographer.	1 960				
Laborers.	6 960				
Coal passers.	20 958	18 972			
Carpenter.		1 960			
First butcher.		1 960			
Wipers.	21 942	21 942			
Launch operators.	3 940	1 960			
Assistant refrigerating engineer.		1 920			
Firemen.		19 920			
Messenger.	1 900	1 900			
Assistant foreman-machinist.	1 900		1 900		
Clerks.	1 900		2 1,020		
Assistant engineers.	1 900		2 915		
Second baker.	1 900	1 900			
Salary range, \$780 to \$1,020; average, \$900—					
Firemen.	4 930	4 855			
Stewards.	6 912	6 912			
Steward's yeomen.			7 912		
Scullions.	12 912	12 912	3 912		
Fourth pantrymen.	5 912	5 912	6 912		
Watchmen.	5 912		9 922		
Watertenders.	11 900	5 870			
Clerks.	1 900				
Dishwashers.	11 852	11 852	12 852		
Bathroom men.	6 852	5 852	6 852		
Waiters.	119 848	119 852			
Messmen.	16 843	28 852			
Yeomen.		2 840			
Oilers.	2 840	7 855			
Masters at arms.		2 840			
Typists.	2 840	2 780	1 780		
Masters.	2 810	2 810	5 810		
Deckhands.	2 804	2 810	2 810		
Cooks.		6 800	6 800		
Assistant officer's messmen.	5 792	6 792	6 792		
P. O. messmen.	9 792	12 792	12 792		
Porters.	5 792	5 792	6 792		
Second pantryman.	1 780	1 780	1 780		
Third cabin stewards.			6 780		
Third butchers.		2 780	2 780		
Assistant storekeepers.			3 780		
Seamen.		18 750			



*Estimates of appropriations required for the service of the fiscal year ending June 30, 1928—Continued*

General object (title of appropriation), date of acts, references to Statutes at Large, or to Revised Statutes, and estimated amount required for each detailed object				Total amount to be appropriated under each head of appropriation	Amount appropriated for the fiscal year ending June 30, 1927
<b>Army Transportation—Continued.</b>					
<b>WATER TRANSPORTATION—continued</b>					
Field service—Continued.					
Salaries and wages—Continued.					
Salary range, \$600 to \$780; average, \$690—	<i>Average—</i>	<i>Average—</i>	<i>Average—</i>		
	<i>No. Salary</i>	<i>No. Salary</i>	<i>No. Salary</i>		
Messboys.....	27 \$732	27 \$732			
Copyist.....	1 720	1 660			
Third baker.....		1 720			
Fourth baker.....		1 720			
Typist.....	1 720	1 720			
Coal passers.....		28 720			
Watchmen.....	3 720	4 673			
Masters.....	2 720	2 720	2 720		
Chief engineers.....			10 677		
Launch engineers.....	5 658	2 660			
Pantrymen.....		2 660			
Firemen.....	3 653	1 660			
Stewardess.....		1 660			
Seamen.....	1 650	12 750			
Boatswains.....	1 624	2 654	2 681		
Messmen.....		7 617			
Waiters.....		27 618			
Cooks.....	2 612				
Bellboys.....	16 612	16 612	20 612		
Engineer caretaker.....		1 600			
Bathroom man.....		1 600			
Dishwashers.....		2 600			
Salary range, \$420 to \$600; average, \$510—					
Oilers.....	4 564	3 564			
Typist.....	1 540		1 540		
Masters, launch.....	1 540	1 540	2 540		
Checkers.....	2 510	1 540	13 406		
Laborers.....		2 540			
Boatswains.....	2 504				
Porter.....		1 540			
Waiters.....		3 540			
Assistant cooks.....	1 504	1 570			
Firemen.....	10 492	17 423			
Copyists.....	2 480		1 540		
Mess boys.....		4 480			
Launch engineers.....	2 480	1 480			
Messenger.....		1 480	1 420		
Seamen.....		1 450	2 450		
Marker.....	1 420				
Salary range, \$240 to \$420; average, \$330—					
Copyist.....		1 360	1 360		
Winchmen.....	2 360	2 360	32 387		
Bell boys.....		4 360			
Donkey men.....	2 360		1 360		
Assistant cook.....	1 360	1 360			
Wheelmen.....	8 334				
Waiters.....	3 328				
Barbers.....	5 312	5 312	6 312		
Messenger.....	1 300				
Watchmen.....		2 300			
Cargo handlers.....	11 300				
Engineer, launch.....	1 300				
Laborers.....		11 289	11 289		
Seamen.....	24 282	15 316			
Boatswains.....	32 244	31 242	33 246		
Firemen.....	14 240	5 276			
Salary range, \$60 to \$240; average, \$150—					
Seamen.....		2 210			
Master, launch.....	1 90				
Barber.....		1 60			
Per diem employees (temporary).....	59 307	64 722	704 721		
Total average number of employees.....	1,504	1,577	1,646		
Total salaries and wages, field service.....	1,865,200	1,888,874	1,795,010		
Deduct allowances for subsistence, lodgings, etc.....	265,200	265,200	173,250		
01 Total personal services, cash payment.....	1,600,000	1,623,674	1,621,760		
The difference between 1928 and 1927 is due to decrease in regular force, \$23,674.					
Supplies and materials:					
0230 Fuel for boats, including lighterage and loading fuel.....	1,128,800	1,200,945	907,422		
0280 Supplies (other than subsistence) for boats.....	250,000	210,976	204,300		
02 Total supplies and materials.....	1,378,800	1,420,921	1,113,722		
Rents:					
1115 Wharfage, rental of.....	23,369	28,000	28,000		
1115 Hire of boats.....	4,300	4,300	4,300		
11 Total rents.....	27,669	32,300	32,300		
12 Repair of boats.....	900,000	932,579	1,285,411		

*Estimates of appropriations required for the service of the fiscal year ending June 30, 1928—Continued*

General object (title of appropriation), data of acts, references to Statutes at Large, or to Revised Statutes, and estimated amount required for each detailed object				Total amount to be appropriated under each head of appropriation	Amount appropriated for the fiscal year ending June 30, 1927
<b>Army Transportation—Continued.</b>					
	Estimated expenditures, 1928 appropriation	Estimated expenditures, 1927 appropriation	Expended and obligated, 1926		
<b>WATER TRANSPORTATION—continued</b>					
Special and miscellaneous current expenses:					
1380 Towage, Army transports.....	\$5,490	\$5,600	\$5,600		
1380 Water for boats.....	12,071	13,419	13,300		
1380 Laundry for Army transports.....	14,055	12,256	12,000		
1380 Pilotage for Army transports.....	21,712	28,493	28,000		
1380 Stevedoring for Army transports.....	324,917	349,000	313,916		
1380 Removing ashes for Army transports.....	480	170	170		
1380 Painting and cleaning Army transports.....	10,000	11,455	11,455		
1380 Miscellaneous expenses, Army transports.....	44,164	44,025	43,500		
1380 Intra corps area movements.....	5,422				
13 Total special and miscellaneous current expenses.....	438,241	464,418	427,941		
30 Purchase of boats.....	81,000				
Reserve.....		50,216			
Total.....	4,425,710	4,524,108	4,481,134		
<b>MOTOR TRANSPORTATION</b>					
Field service:					
Salaries and wages—					
Salary range, \$5,200 to \$6,000; average, \$5,600—					
Engineer.....	Average— No. Salary	Average— No. Salary	Average— No. Salary		
Salary range, \$3,000 to \$3,600; average, \$3,300—					
Assistant.....			1 3,100		
Cost accountant.....	1 \$3,000	1 \$3,000			
Salary range, \$2,700 to \$3,300; average, \$3,000—					
Clerks.....			2 2,700		
Designer.....			1 2,700		
Instructors.....			4 2,700		
Spare-parts expert.....	1 2,700	1 2,700	1 2,700		
Chief engineer.....	1 2,700	1 2,700			
Salary range, \$2,400 to \$3,000; average, \$2,700—					
Assistant instructor.....	1 2,640	1 2,640			
Engineer.....	1 2,600	1 2,600	1 2,520		
Instructors.....			2 2,500		
Carpenter.....			1 2,475		
Electrician.....			1 2,475		
Mechanics.....			3 2,475		
Designer.....			1 2,460		
Clerk.....	1 2,500	1 2,500			
Foreman.....			1 2,431		
Machinist.....			1 2,431		
Salary range, \$2,100 to \$2,700; average, \$2,400—					
Draftsmen.....	3 2,313	3 2,313	1 2,340		
Designer.....	1 2,400	1 2,400	3 2,300		
Clerks.....	3 2,270	3 2,270	1 2,300		
Cost accountant.....			1 2,300		
Spare-parts experts.....	1 2,100	1 2,100	2 2,300		
Instructors.....			1 2,280		
Draftsmen.....			2 2,270		
Foremen.....	2 2,225	2 2,225	10 2,150		
Machinists.....			2 2,100		
Mechanic.....			1 2,100		
Inspector.....	1 2,100	1 2,100			
Painter.....	1 2,100	1 2,100			
Salary range, \$1,860 to \$2,400; average, \$2,100—					
Inspector.....	1 2,040	1 2,040	1 2,040		
Painters.....			2 2,040		
Parts list writer.....	1 2,040	1 2,040	1 2,040		
Storekeepers.....	6 2,040	6 2,040	6 2,040		
Trimmer.....			1 2,040		
Truckmasters.....			2 1,980		
Power plant engineer.....	1 1,980	1 1,980			
Clerks.....	1 1,920	1 1,920	6 1,965		
Machinist foreman.....	1 1,920	1 1,920			
Foremen.....			11 1,957		
Mechanics.....			14 1,950		
Salary range, \$1,680 to \$2,040; average, \$1,860—					
Carpenter.....			1 1,800		
Sheet-metal worker.....			1 1,800		
Trimmer and upholsterer.....			1 1,800		
Clerks.....	2 1,800	2 1,800	10 1,793		
Storekeepers.....			5 1,793		
Mechanics.....	2 1,800	2 1,800	26 1,782		
Machinists.....			3 1,770		
Chauffeur.....			1 1,740		
Foremen.....			2 1,740		
Spare parts experts.....	2 1,800	2 1,800			
Repairmen.....			2 1,680		
Salary range, \$1,500 to \$1,860; average, \$1,680—					
Crane operator.....			1 1,640		
Inspector.....			1 1,640		
Truckmasters.....			2 1,640		
Mechanics.....	3 1,620	3 1,620	14 1,620		
Packer.....	1 1,600	1 1,600	1 1,600		
Clerks.....			13 1,590		
Storekeepers.....			5 1,580		
Chassis assembler.....			1 1,560		
Clerks.....	5 1,558	5 1,558			
Laborer.....			1 1,500		

*Estimates of appropriations required for the service of the fiscal year ending June 30, 1928—Continued*

General object (title of appropriation), date of acts, references to Statutes at Large, or to Revised Statutes, and estimated amount required for each detailed object				Total amount to be appropriated under each head of appropriation	Amount appropriated for the fiscal year ending June 30, 1927
<b>Army Transportation—Continued.</b>					
	Estimated expenditures, 1928 appropriation	Estimated expenditures, 1927 appropriation	Expended and obligated, 1926		
<b>MOTOR TRANSPORTATION—continued</b>					
Field service—Continued.					
Salaries and wages—Continued.					
Salary range, \$1,320 to \$1,680; average, \$1,500—	Average—	Average—	Average—		
	No. Salary	No. Salary	No. Salary		
Blue print operator.....			1 \$1,440		
Stockmen.....			2 1,440		
Storekeeper.....	1 \$1,440	1 \$1,440	1 1,440		
Tractor operator.....			1 1,440		
Trimmers and upholsterers.....			2 1,440		
Warehousing and spare parts instructor.....			1 1,440		
Warehouse superintendent.....			1 1,440		
Clerks.....	15 1,440	15 1,440	25 1,410		
Foremen.....			2 2,390		
Chauffeurs.....			15 1,388		
Mechanics.....			12 1,380		
Laborer.....			1 1,320		
Salary range, \$1,140 to \$1,500; average, \$1,320—					
Mechanic helper.....			1 1,287		
Stockmen.....			3 1,280		
Packer.....	1 1,260	1 1,260	1 1,240		
Clerks.....	6 1,320	6 1,320	6 1,220		
Chauffeurs.....			46 1,218		
Laborers.....			4 1,210		
Mechanics.....			4 1,200		
Tire repairmen.....			1 1,200		
Checkers.....	2 1,240	2 1,240	3 1,190		
Chauffeurs.....	5 1,260	5 1,260			
Foreman.....			1 1,140		
Salary range, \$1,020 to \$1,260; average, \$1,140—					
Mechanic assistants.....			2 1,100		
Painter.....			1 1,080		
Laborer.....			1 1,020		
Salary range, \$900 to \$1,140; average, \$1,020—					
Chauffeurs.....			2 960		
Janitor.....			1 960		
Mechanic.....			1 960		
Painter.....			1 960		
Stock clerk.....			1 960		
Laborers.....			9 947		
Salary range, \$780 to \$1,020; average, \$900—					
Clerk.....			1 840		
Laborers.....			2 834		
Messenger.....			1 800		
Salary range, \$420 to \$600; average, \$510—					
Laborers.....			2 557		
Salary range, \$240 to \$420; average, \$330—					
Chauffeur.....			1 200		
Total average number of employees.....	74	74	341		
Total salaries and wages, field service.....	131,219	131,219	551,004		
Supplies and materials:					
0233 Gasoline and lubricants.....	575,819	603,021	672,000		
Cleaning and preserving supplies.....	25,000	21,000	48,373		
Total supplies and materials.....	600,819	624,021	720,373		
11 Rents: Hire of motor trucks and passenger-carrying automobiles.....	300	300	108		
Repairs and alterations:					
1280 Bicycles, repair of.....	1,800		2,196		
1280 Repairs to motor vehicles.....	290,000	224,173	836,875		
1280 Bodies, tires, magnetos, etc., for G. M. C. truck.....		57,158			
1280 To convert 171 standard "B" chassis to light tank carriers.....					
1280 Shop maintenance.....	17,619		99,660		
1280 Development of motor vehicles.....	1,500		17,500		
Total repairs and alterations.....	310,919	281,331	956,231		
30 Motor vehicles, procurement of.....	9,500		136,568		
Total.....	1,052,757	1,036,871	2,364,284		
<b>RAIL TRANSPORTATION</b>					
Field service:					
Salaries and wages—					
Salary range, \$3,000 to \$3,600; average, \$3,300—					
Master mechanic.....	1 3,600	1 3,600			
Salary range, \$2,700 to \$3,300; average, \$3,000—					
Traffic expert.....	1 3,000	1 3,000	1 3,000		
Principal clerk.....	1 3,000	1 3,000	1 3,000		
Foreman engineer.....	1 3,000	1 3,000	1 3,000		
Master mechanic.....			1 3,000		
Locomotive engineers.....	2 3,000	2 3,000	2 3,000		
Salary range, \$2,400 to \$3,000; average, \$2,700—					
Conductors.....	2 2,740	2 2,740	2 2,740		
Principal clerk.....	1 2,700	1 2,700	1 2,700		
Master mechanic.....	1 2,700	1 2,700	1 2,700		
1 Experimental vehicles only.					

## Estimates of appropriations required for the service of the fiscal year ending June 30, 1928—Continued

General object (title of appropriation), date of acts, references to Statutes at Large, or to Revised Statutes, and estimated amount required for each detailed object	Estimated expenditures, 1928 appropriation		Estimated expenditures, 1927 appropriation		Expended and obligated, 1926	Total amount to be appropriated under each head of appropriation	Amount appropriated for the fiscal year ending June 30, 1927
Army Transportation—Continued.							
RAIL TRANSPORTATION—continued							
Field service—Continued.							
Salaries and wages—Continued.							
Salary range, \$2,100 to \$2,700; average, \$2,400—	Average—		Average—		Average—		
	No.	Salary	No.	Salary	No.	Salary	
Locomotive engineer.....	1	\$2,520	1	\$2,520	1	\$2,520	
Principal clerks.....	7	2,458	7	2,400	8	2,400	
Rate clerk.....	1	2,400	1	2,400	1	2,400	
Traffic manager.....	1	2,400	1	2,400	1	2,300	
Transportation clerks.....	3	2,166	4	2,175	4	2,080	
Salary range, \$1,850 to \$2,400; average, \$2,100—							
Principal clerks.....	11½	2,212	11½	2,212	11	2,202	
Rate clerks.....	6	2,041	5	2,100	5	1,986	
Locomotive engineers.....	11	2,040	11	2,040	13½	2,062	
Truckmaster.....	1	2,040					
Clerk superintendent.....	1	2,000					
Machinists.....	5	1,920	5	1,920	5½	1,920	
Electrician.....	1	1,920	1	1,920	1	1,920	
Blacksmith.....	1	1,920	1	1,920	1	1,920	
Salary range, \$1,680 to \$2,040; average, \$1,860—							
Rate clerks.....	8	1,838	3	1,810	3	1,780	
Transportation clerks.....	5	1,752	5	1,840	5	1,752	
Crane engineers.....	6	1,743	7	1,743	7	1,755	
Mechanic.....					1	1,860	
Yardmaster.....	1	1,800	1	1,800	1	1,840	
Conductor.....	1	1,980	1	1,980	1	1,980	
Clerks.....	24½	1,835	24½	1,829	24½	1,829	
Salary range, \$1,500 to \$1,860; average, \$1,680—							
Rate clerks.....	2	1,740					
Checker.....	1	1,740	1	1,740			
Foremen laborers.....	3	1,653	4	1,686	4	1,686	
Car repair men.....	2	1,680	2	1,680	2	1,680	
Crane operator.....	1	1,640	1	1,680	1	1,680	
Hostler.....	1	1,680	1	1,680	1	1,680	
Transportation clerks.....	1	1,508	3	1,563	3	1,563	
Clerks.....	37	1,634	41	1,610	43	1,601	
Truck master.....	1	1,640					
Salary range, \$1,320 to \$1,680; average, \$1,500—							
Crane operator.....	1	1,560	1	1,560	1	1,560	
Stenographers.....	8	1,488	8	1,500	9	1,493	
Locomotive firemen.....	4	1,522	4	1,522	4	1,522	
Sling men.....	2	1,440	2	1,440	2	1,440	
Hostlers.....	2	1,460	2	1,460	2	1,460	
Weighmaster.....	1	1,560	1	1,560	1	1,560	
Checkers.....	11	1,488	4	1,455	4	1,455	
Clerks.....	33½	1,462	33½	1,422	28½	1,451	
Statistical clerk.....	1	1,440	1	1,440			
Porter.....	1	1,440					
Salary range, \$1,140 to \$1,500; average, \$1,320—							
Foremen laborers.....	4	1,428	3	1,400	3	1,400	
Crane engineers.....	3½	1,352	3½	1,375	3	1,395	
Laborers.....	2	1,378	2	1,378	2	1,378	
Typists.....	4	1,365	4	1,365	4	1,345	
Fireman.....					½	1,320	
Stenographer.....	1	1,260	1	1,260			
Skilled laborers.....	3	1,240	3	1,240	3	1,240	
Clerks.....	10½	1,244	10½	1,244	7	1,267	
Salary range, \$1,020 to \$1,260; average, \$1,140—							
Messengers.....	3	1,200	1	1,200	2	1,230	
Blacksmith helper.....	1	1,200	1	1,200	1	1,200	
Hostlers.....	1½	1,250	1½	1,250	2	1,240	
Checker.....	1	1,140	1	1,140	1	1,140	
Laborers.....	45	1,133	39	1,121	39	1,124	
Fireman.....	1	1,080	1	1,080	1	1,080	
Clerks.....	2	1,080	1	1,020	1	1,020	
Salary range, \$900 to \$1,140; average, \$1,020—							
Messengers.....	2	990	2	990	2	990	
Laborers.....	28	960	29	960	30½	930	
Salary range, \$780 to \$1,020; average, \$900—							
Firemen.....	2	900	2	900	2	900	
Flagman.....	1	840	1	840	1	840	
Foreman.....	1	840	1	840	1	840	
Salary range, \$600 to \$780; average, \$690—							
Laborers.....	7	745	7	745	44½	722	
Hostler helpers.....	2	720	2	720	2	720	
Checkers.....	3	720	3	720	3	720	
Messengers.....	2	690	2	690			
Foremen.....	1	600	1	600	3	600	
Salary range, \$420 to \$600; average, \$510—							
Typists.....	2	570	2	570	2	570	
Quartermaster agent.....	1	480	1	480	1	480	
Foreman.....	1	480	1	480			
Engineers.....	5	458	5	458	5	442	
Capataces.....	2	450	2	450	2	450	
Watchman.....	1	480	1	480	1	420	

*Estimates of appropriations required for the service of the fiscal year ending June 30, 1928—Continued*

General object (title of appropriation), date of acts, references to Statutes at Large, or to Revised Statutes, and estimated amount required for each detailed object				Total amount to be appropriated under each head of appropriation	Amount appropriated for the fiscal year ending June 30, 1927
<b>Army Transportation—Continued.</b>					
	Estimated expenditures, 1928 appropriation	Estimated expenditures, 1927 appropriation	Expended and obligated, 1926		
<b>RAIL TRANSPORTATION—continued</b>					
Field service—Continued.					
Salaries and wages—Continued.					
Salary range, \$240 to \$420; average, \$330—					
Messenger.....	Average— No. 1 Salary \$300	Average— No. 1 Salary \$300	Average— No. 1 Salary \$300		
Firemen.....	4 270	4 270	4 270		
Brakeman.....	1 240	1 240	1 240		
Assistant foremen.....	2 360	2 360	2 360		
Capataces.....	3 320	3 320	1 360		
Laborers.....	88½ 243	64 276	141 243		
Salary range, less than \$240—					
Laborers.....		50 235			
Total average number of employees.....	462½	468½	538½		
Total salaries and wages, field service.....	566,101	545,950	583,920		
Deduct allowance for subsistence, lodging, etc.....	4,260	4,260	4,260		
01 Total personal services, cash payment.....	561,841	541,690	579,660		
The difference between 1928 and 1927 is due to increase in force, \$20,151.					
Travel expenses:					
0600 Recruits, transportation of (including street-car tickets, tolls, and ferrriages).....	1,036,856	1,332,380	1,004,505		
Civilian employees, reimbursement of traveling expenses and per diem while traveling.....	37,530	40,000	35,455		
Travel allowance to discharged officers and enlisted men.....	1,500,000	2,082,158	1,340,000		
Fare and sleeping accommodations, when authorized, of individual enlisted men furnished transportation and for organizations (including officers traveling with troops).....	400,281	358,054	368,211		
Applicants for enlistment, transportation of (including street-car tickets, tolls, and ferrriages).....	167,000	218,000	218,000		
Recruiting parties, transportation of (including street-car tickets, tolls, and ferrriages).....	37,000	42,000	42,000		
Dishonorably discharged soldiers and insane persons, transportation of.....	40,000	40,000	51,614		
All authorized agents and employees of the Army, transportation of.....	28,700	28,700	19,771		
Dependents of officers upon permanent change of station, transportation of.....	267,088	254,548	262,137		
Street-car tickets, tolls, and ferrriages (except for applicants for enlistment, recruits, and recruiting parties).....	20,748	16,740	21,944		
Members of the Army Nurse Corps, transportation of or reimbursement of travel expenses and per diem while traveling.....	12,000	11,995	11,832		
Fare of military prisoners and insane persons before release from an institution.....	12,000	12,000	34,260		
Dependents of enlisted men, upon permanent change of station, transportation of.....	43,410	44,750	45,300		
Dependents of warrant officers upon permanent change of station, transportation of.....	12,730	12,730	9,000		
06 Total travel expenses.....	3,615,343	4,494,055	3,464,029		
Transportation of things:					
0700 Baggage of members of Army Nurse Corps, transportation of.....	1,500	1,128	1,125		
Baggage of officers, transportation of.....	419,850	400,000	431,000		
Baggage of enlisted men, transportation of (including baggage of warrant officers).....	46,000	46,000	47,254		
Baggage of civilian employees, transportation of.....	3,300	3,300	1,443		
Baggage of field clerks, Quartermaster Corps, transportation of.....			880		
Impediments of organizations and property accompanying troops changing station, transportation of (including cost of transportation of records and colors of inactive organizations incident to Army reorganization).....			18,546		
Public animals with troops changing station, transportation of.....			13,357		
Horses of officers changing station, transportation of (including fare of attendant, unless permanent change of station of attendant is involved).....	27,000	31,000	37,000		
Clothing and equipage, transportation of.....	225,000	225,000	235,000		
Quartermaster stores, other, transportation of.....	963,675	1,000,000	1,007,201		
Subsistence stores, transportation of.....	340,000	340,000	351,440		
Horses for Cavalry, Artillery, Engineers, etc., transportation of.....	22,150	62,272	39,924		
Horse equipment, transportation of.....	13,400	13,400	13,400		
Ordnance, ordnance stores, and small arms, transportation of.....	370,000	345,000	353,410		
Signal Corps stores, transportation of.....	56,000	58,250	49,840		
Engineer Corps supplies, transportation of.....	19,315	19,250	17,890		

*Estimates of appropriations required for the service of the fiscal year ending June 30, 1928—Continued*

General object (title of appropriation), date of acts, references to Statutes at Large, or to Revised Statutes, and estimated amount required for each detailed object				Total amount to be appropriated under each head of appropriation	Amount appropriated for the fiscal year ending June 30, 1927
<b>Army Transportation—Continued.</b>					
	Estimated expenditures, 1928 appropriation	Estimated expenditures, 1927 appropriation	Expended and obligated, 1926		
<b>RAIL TRANSPORTATION—continued</b>					
Transportation of things—Continued.					
Medical Corps supplies, transportation of.....	\$52,500	\$56,500	\$38,557		
Air Corps supplies, transportation of.....	197,194	165,000	157,856		
Chemical Warfare Service supplies, transportation of.....	5,880	5,880	4,188		
Funds of the Army, money accounts and finance records, transportation of.....	2,000	2,000	1,950		
Fire-control equipment, transportation of.....	110	63	91		
Coast Artillery Corps supplies, transportation of.....	300	300	15,473		
Drayage, cartage, and hauling for the Army.....	11,000	11,000	7,947		
Packing and crating supplies and baggage.....	441,860	315,799	439,874		
Submarine mine supplies, transportation of.....	700	700	1,750		
Recruiting supplies, transportation of.....	2,000				
Lighterage and loading.....	20,000				
Shipment of war reserves.....	30,000	50,000	29,066		
07 Total transportation of things.....	3,270,734	3,151,840	3,362,462		
12 Railroad equipment, repairs, and maintenance.....	100,000	100,000	135,630		
Rail transportation within corps area and departments.....	140,000	160,000	155,806		
Reserve.....		(402,467)			
Total.....	7,687,918	8,447,585	7,697,587		
<b>Horses for Cavalry, Artillery, Engineers, etc.—</b>					
For the purchase of horses within limits as to age, sex, and size to be prescribed by the Secretary of War for remounts for officers entitled to public mounts, for the United States Military Academy, and for such organizations and members of the military service as may be required to be mounted and for all expenses incident to such purchases (including \$150,000 for encouragement of the breeding of riding horses suitable for the Army, in cooperation with the Bureau of Animal Industry, Department of Agriculture, including the purchase of animals for breeding purposes and their maintenance), <b>[\$450,165] \$232,500</b> [and in addition thereto the sum of \$600,000 of the unexpended balances of the appropriation for "arming, equipping, and training the National Guard, 1924," is hereby reappropriated and made available for the fiscal year 1927, for the purchase of horses, one thousand of which shall be procured locally through National Guard officers whenever practicable and shall be delivered to the National Guard] <i>Provided</i> , That the number of horses purchased under this appropriation shall be limited to the actual needs of the mounted service, including reasonable provision for remounts. When practicable, horses shall be purchased in open market at all military posts or stations, when needed, within a maximum price to be fixed by the Secretary of War: <i>Provided further</i> , That no part of this appropriation shall be expended for the purchase of any horse below the standard set by Army Regulations for Cavalry and Artillery horses, except when purchased as remounts or for instruction of cadets at the United States Military Academy, except that not to exceed \$100 of this appropriation shall be available for the purchase of native Chinese horses of specifications to be approved by the Secretary of War for the actual needs of the American forces in China: <i>And provided further</i> , That no part of this appropriation shall be expended for polo ponies except for West Point Military Academy, and such ponies shall not be used at any other place: <i>And provided further</i> , That the Secretary of War may, in his discretion, and under such rules and regulations as he may prescribe, accept donations of animals for breeding and donations of money or other property to be used as prizes or awards at agricultural fairs, horse shows, and similar exhibitions, in order to encourage the breeding of riding horses suitable for Army purposes: <i>And provided further</i> , That the Secretary of War shall report annually to Congress, at the commencement of each session, a statement of all expenditures under this appropriation, and full particulars of means adopted and carried into effect for the encouragement of the breeding of riding horses suitable for the military service ( <i>R. S.</i> , pp. 206, 221; <i>act Apr. 15, 1926, vol. 44, p. 263</i> ).....				\$232,500.00	\$450,165.00

*Estimates of appropriations required for the service of the fiscal year ending June 30, 1928—Continued*

General object (title of appropriation), date of acts, references to Statutes at Large, or to Revised Statutes, and estimated amount required for each detailed object				Total amount to be appropriated under each head of appropriation	Amount appropriated for the fiscal year ending June 30, 1927
<b>Horses for Cavalry, Artillery, Engineers, etc.—Continued.</b>					
	Estimated expenditures, 1928 appropriation	Estimated expenditures, 1927 appropriation	Expended and obligated, 1926		
Field service:					
Salaries and wages—					
Salary range, \$3,800 to \$5,000; average, \$4,400—	<i>Average—</i>	<i>Average—</i>	<i>Average—</i>		
Horse breeding expert.....	No. Salary	No. Salary	No. Salary		
Salary range, \$1,860 to \$2,400; average, \$2,100—	1 \$5,100	1 \$5,100	1 \$5,100		
Chief clerk.....	1 2,100	1 2,100	1 2,100		
Stenographer.....	1 1,860	1 1,860			
Salary range, \$1,320 to \$1,680; average, \$1,500—					
Stenographers.....	3 1,380	3 1,380	2 1,410		
Salary range, \$1,020 to \$1,260; average, \$1,140—					
Stenographers.....			2 1,140		
Total average number of employees.....	6	6	6		
Total salaries and wages, field service.....	13,200	13,200	12,300		
Deduct allowances for subsistence, lodging, etc.....					
01 Total personal services, cash payment.....	13,200	13,200	12,300		
Equipment:					
3040 Horses for Cavalry, Artillery, Signal Corps, engineers, Infantry, Medical Department, and Indian scouts, and for officers entitled to public mounts, purchase of, including expenses incident to purchase.....	82,500	900,165	350,000		
3040 Expenses incident to the encouragement of breeding of riding horses suitable for the Army, including cooperation with the Bureau of Animal Industry, Department of Agriculture, and for the purchase of animals for breeding purposes and their maintenance.....	136,800	136,800	135,700		
30 Total equipment.....	219,300	1,036,965	485,700		
Total.....	232,500	1,050,165	498,000		
<b>Military Posts—</b>					
[For the construction and enlargement at military posts of such buildings as in the judgment of the Secretary of War may be necessary, including all appurtenances thereto, \$100.]					
[Not exceeding \$800,000 may be used from the "military post construction fund" created in the act approved Mar. 12, 1926, for construction of permanent barracks at Camp Lewis, Wash., without reference to sections 1136 and 3734, Revised Statutes] (acts June 5, 1920, vol. 41, p. 963; Apr. 15, 1926, vol. 44, p. 264)-----					\$100.00
	Estimated expenditures, 1928 appropriation	Estimated expenditures, 1927 appropriation	Expended and obligated, 1926		
Structures and parts and nonstructural improvements to land:					
3211 Continuing construction of post at Fort Benning, Ga.....			<sup>1</sup> \$1,554		
3211 Construction of barracks for one regiment of Infantry (less two battalions) at Fort Benning, Ga.....			<sup>2</sup> 89,534		
3211 Construction and enlargement of buildings at military posts.....					
32 Total structures and parts and nonstructural improvements to land.....			91,088		
Reserve.....		\$100			
Total.....		100	91,088		
<sup>1</sup> Expended from funds appropriated fiscal year 1924, \$124,875.					
<sup>2</sup> Expended from funds appropriated fiscal year 1925, \$385,000.					
<b>Military Posts, Hawaiian Islands—</b>					
[For the construction and enlargement at military posts of such buildings as in the judgment of the Secretary of War may be necessary, including all appurtenances thereto, \$100: <i>Provided</i> , That not to exceed \$450,000 may be used toward completion of hospital at Schofield Barracks from the "Military post construction fund" created in the act approved March 12, 1926, without reference to sections 1136 and 3734, Revised Statutes] (acts Jan. 22, 1923, vol. 42, p. 1143; Apr. 15, 1926, vol. 44, p. 264)-----					100.00
32 Construction and enlargement of buildings at military posts: Expenditures—1927 (reserve), \$100.					

*Estimates of appropriations required for the service of the fiscal year ending June 30, 1928—Continued*

General object (title of appropriation), date of acts, references to Statutes at Large, or to Revised Statutes, and estimated amount required for each detailed object	Total amount to be appropriated under each head of appropriation	Amount appropriated for the fiscal year ending June 30, 1927
<b>Military Posts, Panama Canal—</b>		
[For the construction and enlargement at military posts of such buildings as in the judgment of the Secretary of War may be necessary, including all appurtenances thereto] (acts Mar. 3, 1921, vol. 41, p. 1852; Apr. 15, 1926, vol. 44, p. 264) -----		\$100. 00
32 Storage construction: Expenditures—1927, \$100 (reserve, \$100); 1926, \$297,850; expended from funds appropriated fiscal year 1925, \$557,850.		
<b>Construction of Buildings, Utilities, and Appurtenances at Military Posts—</b>		
For construction and installation at military posts of such buildings, utilities, and appurtenances thereto as, in the judgment of the Secretary of War, may be necessary, without reference to sections 1136 and 3734, Revised Statutes, including also the employment of a technical expert at per diem rates not in excess of those paid for similar services elsewhere and as may be fixed by the Secretary of War without regard to the provisions of the act of Congress entitled "An act for the classification of civilian positions within the District of Columbia and in the field services," approved March 4, 1923, and amendments thereto, or any rule or regulation made in pursuance thereof, as follows:		
<b>Schofield Barracks, Hawaii—</b>		
Hospital construction, to continue (act Apr. 15, 1926, vol. 44, p. 264) (submitted) -----	\$260, 000. 00	
<b>Camp Lewis, Washington—</b>		
Hospital construction, to continue (act May 4, 1926, vol. 44, p. 395) (submitted) -----	128, 000. 00	
Commissioned officers' quarters (submitted) -----	72, 000. 00	
Noncommissioned officers' quarters (submitted) -----	30, 000. 00	
<b>Camp Devens, Massachusetts—</b>		
Hospital construction, to commence (submitted) -----	300, 000. 00	
<b>Fort Benning, Ga.—</b>		
Barracks construction, to continue (act May 4, 1926, vol. 44, p. 395) (submitted) -----	465, 000. 00	
Hospital, to extend (submitted) -----	185, 000. 00	
<b>Fort Sam Houston, Tex.—</b>		
Barracks construction, to continue (act May 4, 1926, vol. 44, p. 395) (submitted) -----	300, 000. 00	
<b>Fort Bragg, N. C.—</b>		
Barracks construction, to continue (act May 4, 1926, vol. 44, p. 396) (submitted) -----	310, 000. 00	
Commissioned officers' quarters (submitted) -----	72, 000. 00	
Noncommissioned officers' quarters (submitted) -----	45, 000. 00	
<b>Camp Meade, Md.—</b>		
Barracks construction, to continue (act May 4, 1926, vol. 44, p. 396) (submitted) -----	300, 000. 00	
<b>Selfridge Field, Mich.—</b>		
Commissioned officers' quarters (submitted) -----	72, 000. 00	
<b>Fort Monmouth, N. J.—</b>		
Commissioned officers' quarters (submitted) -----	72, 000. 00	
Noncommissioned officers' quarters (submitted) -----	15, 000. 00	
<b>Fort Sill, Okla.—</b>		
Commissioned officers' quarters (submitted) -----	72, 000. 00	
<b>Fort Riley, Kans.—</b>		
Commissioned officers' quarters (submitted) -----	72, 000. 00	
<b>March Field, Calif.—</b>		
Barracks (submitted) -----	549, 000. 00	
Commissioned officers' quarters (submitted) -----	750, 000. 00	
<b>Kelly Field, Tex.—</b>		
Barracks (submitted) -----	490, 000. 00	
<b>Brooks Field, Tex.—</b>		
Barracks (submitted) -----	521, 000. 00	
For payment of obligations incurred under the contract authorization for construction at military posts of buildings, utilities, and appurtenances thereto as provided in the second deficiency act, fiscal year 1926, approved July 3, 1926 (Forty-fourth Statutes, page 878) -----	3, 520, 000. 00	
In all, \$8,600,000, to remain available until expended, of which \$3,000,000 shall be immediately available and of which \$7,200,000 shall be payable from the military post construction fund created by section 4 of the act approved March 12, 1926: Provided, That any unexpended balances or combined unexpended balances of any of the above amounts shall be available interchangeably for expenditure on any of the buildings, utilities, and appurtenances thereto herein or heretofore authorized pursuant to the act approved March 12, 1926: Provided further, That no part of this appropriation shall be expended for the construction of quarters for officers of the Army in the United States or its possessions, the total cost of which, including heating and plumbing apparatus, wiring and fixtures, shall exceed in the case of an officer above the rank of captain \$14,500, and below the rank of major \$12,500 (Forty-fourth Statutes, page 203) (submitted).	\$8, 600, 000. 00	3, 500, 000. 00



*Estimates of appropriations required for the service of the fiscal year ending June 30, 1928—Continued*

General object (title of appropriation), date of acts, references to Statutes at Large, or to Revised Statutes, and estimated amount required for each detailed object				Total amount to be appropriated under each head of appropriation	Amount appropriated for the fiscal year ending June 30, 1927
<b>Construction of Buildings, Utilities, and Appurtenances at Military Posts—Con.</b>					
	Estimated expenditures, 1928 appropriation	Estimated expenditures, 1927 appropriation	Expended and obligated, 1926		
	<i>Average—</i> No. Salary	<i>Average—</i> No. Salary	<i>Average—</i> No. Salary		
01 Personal services (technical expert).....	1 \$3,450				
32 Structures and parts and nonstructural improvements to land.....	8,596,550	\$3,500,000			
<b>Total</b> .....	<b>8,600,000</b>	<b>3,500,000</b>			
<b>Barracks and Quarters—</b>					
For construction, repair, and rental of barracks, quarters, stables, storehouses, magazines, administration and office buildings, sheds, shops, garages, reclamation plants, and other buildings necessary for the shelter of the Army and its property, including retired officers and enlisted men when ordered to active duty; for rental of grounds for military purposes, of recruiting stations, and of lodgings for recruits and applicants for enlistment; for repair of such furniture for Government-owned officers' quarters and officers' messes as may be approved by the Secretary of War; for wall lockers, refrigerators, screen doors, window screens, storm doors and sash, window shades, and flooring and framing for tents, [\$3,329,812] \$4,498,337 [and in addition the sum of \$425,000 from the unexpended balance of the appropriation for "Inland and port storage and shipping facilities" is hereby reappropriated and made available for the purposes enumerated in this paragraph]: <i>Provided</i> , That this appropriation shall be available for rental of offices, garages, and stables for military attachés: <i>Provided further</i> , That not exceeding \$27,000 of this appropriation shall be available for the purchase of approximately 448 acres of land on which Camp Marfa at Marfa, Texas, is located [Provided further, That \$15,000, or so much thereof as may be necessary, shall be used for completing the repair of buildings within the old fort at Fort Ontario, New York, and placing them in habitable condition: <i>Provided further</i> , That \$5,000, or so much thereof as may be necessary, of the sum herein appropriated shall be expended for the repair of the old building known as the "Castle" at Fort Niagara, New York] (R. S., pp. 206, 211; act Apr. 15, 1926, vol. 44, p. 264)-----				\$4,498,337. 00	\$3,329,812. 00
	Estimated expenditures, 1928 appropriation	Estimated expenditures, 1927 appropriation	Expended and obligated, 1926		
	<i>Average—</i> No. Salary	<i>Average—</i> No. Salary	<i>Average—</i> No. Salary		
Field service:					
Salaries and wages—					
Salary range, \$3,800 to \$5,000; average, \$4,000—					
Hydraulic and sanitary engineer.....	1 \$3,800	1 \$3,800	1 3,800		
Civil engineer.....	1 3,800	1 3,800	1 3,800		
Salary range, \$3,300 to \$3,900; average, \$3,600—					
Supervisory engineer.....	1 \$3,700	1 3,700	1 3,700		
Structural engineer.....	1 3,600	1 3,600	1 3,600		
Estimator, building material.....	1 3,800	1 3,800	1 3,800		
Technical assistant.....	1 3,600	1 3,600	1 3,600		
Superintendents, construction and civil engineers.....	3 3,600	3 3,600	3 3,600		
Architects.....	2 3,700	2 3,700	2 3,700		
Salary range, \$3,000 to \$3,600; average, \$3,300—					
Civil engineers.....	4 3,100	4 3,100	4 3,300		
Accountant.....	1 3,000	1 3,000	1 3,000		
Hydraulic and sanitary engineer.....	1 3,000	1 3,000	1 2,400		
Architects.....	2 3,000	2 3,000	2 3,150		
Electrical inspector.....	1 3,000	1 3,000	1 3,000		
Mechanical engineer.....	1 3,000	1 3,000	1 3,000		
Fire-prevention engineer.....	1 3,000	1 3,000	1 3,000		
Electrical engineer.....	1 3,000	1 3,000	1 3,000		
Draftsman.....	1 3,000	1 3,000	1 3,000		
Carpenter.....	1 3,000	1 3,000	1 2,400		
Salary range, \$2,700 to \$3,300; average, \$3,000—					
Supervisory engineer.....	1 3,000	1 3,000	1 3,000		
Mechanical engineer.....	1 3,000	1 3,000	1 3,000		
Superintendents of construction.....	10 2,860	7 2,828	7 2,867		
Civil engineers.....	4 2,831	7 2,805	5 2,800		
Chief clerk.....	1 2,800	1 2,800	1 2,800		
Structural.....	1 2,700	1 2,700	1 2,700		
Real-estate expert.....	1 2,700	1 2,700	1 2,700		
Voucher clerk.....	1 2,700	1 2,700	1 2,700		
Fire-prevention engineer.....	1 2,700	1 2,700	1 2,700		
Draftsmen.....	3 2,700	9 2,700	7 2,925		
Electrical engineer.....	1 2,700	1 2,700	1 2,700		
Salary range, \$2,400 to \$3,000; average, \$2,700—					
Inspectors of construction.....	2 2,670	2 2,670	2 2,670		
Superintendents of construction.....	4 2,640	2 2,640	10 2,444		
Transitman.....	1 2,640	1 2,640	1 2,400		
Principal clerks.....	2 2,566	3 2,566	3 2,566		
Electrical engineers.....	5 2,516	6 2,516	5 2,436		
Civil engineers.....	13 2,506	13 2,506	10 2,188		

## Estimates of appropriations required for the service of the fiscal year ending June 30, 1928—Continued

General object (title of appropriation), date of acts, references to Statutes at Large, or to Revised Statutes, and estimated amount required for each detailed object	Total amount to be appropriated under each head of appropriation		Amount appropriated for the fiscal year ending June 30, 1927
<b>Barracks and Quarters—Continued.</b>			
	Estimated expenditures, 1928 appropriation	Estimated expenditures, 1927 appropriation	Expended and obligated, 1926
<b>Field service—Continued.</b>			
<b>Salaries and wages—Continued.</b>			
Salary range, \$2,400 to \$3,000; average, \$2,700—Con.	<i>Average—</i>	<i>Average—</i>	<i>Average—</i>
	No. Salary	No. Salary	No. Salary
Assistant estimator of materials	9 \$2,435	12 \$2,500	1 \$2,500
Draftsmen	11 2,427	11 2,435	9 2,540
Superintendents of utilities	1 2,400	1 2,427	3 2,580
Executive assistant	1 2,400	1 2,400	1 2,400
Technical assistant	1 2,400	1 2,400	1 2,400
Building inspectors	2 2,400	2 2,400	2 2,350
Assistant civil engineer	1 2,400	1 2,400	
Salary range, \$2,100 to \$2,700; average, \$2,400—			
Senior property clerk	1 2,640	1 2,640	1 2,640
Building inspector	1 2,340	1 2,340	1 2,340
Elevator repairman	1 2,340	1 2,340	1 2,340
Superintendents of utilities	4 2,310	4 2,310	4 2,320
Carpenters	7 2,223	6 2,223	6 2,224
Civil engineer	1 2,200	1 2,200	1 2,100
Superintendent of construction	1 2,200	1 2,200	1 2,100
Principal clerks	7 2,171	7 2,171	6 2,250
Clerks	10 2,166	11 2,163	11 2,148
Chief clerk	1 2,100	1 2,100	1 2,100
Auditor	1 2,100	1 2,100	1 2,100
Voucher clerk	1 2,100	1 2,100	1 2,100
Draftsman	1 2,100	1 2,100	1 2,100
Time inspectors	2 2,100	2 2,100	1 2,100
Salary range, \$1,860 to \$2,400; average, \$2,100—			
Cost clerk	1 2,100	1 2,100	1 2,100
Blacksmith			1 2,040
Burner and welder			1 2,040
Painters	11 2,021	10 2,021	10 2,023
Sheet-metal workers	3 2,020	3 2,020	3 1,884
Superintendents of utilities	6 2,005	6 2,005	5 2,027
Principal clerk	1 2,000	1 2,000	1 2,100
Property clerk	1 2,000	1 2,000	1 2,000
Carpenters	24 1,988	24 1,988	24 1,957
Clerks	17 1,981	19 1,978	19 1,921
Tinner	1 1,980	1 1,980	1 1,980
Building inspectors	4 1,925	4 1,905	4 1,920
Law clerk		1 1,920	1 1,860
Chief clerk	1 1,860	1 1,860	1 2,100
Salary range, \$1,680 to \$2,040; average, \$1,860—			
Sawyer	1 1,980	1 1,980	1 1,980
Pipefitter	1 1,840	1 1,840	1 1,840
Carpenters	61 1,826	62 1,804	67 1,794
Blacksmith			1 1,800
Building inspector	1 1,800	1 1,800	1 1,800
Rodman	1 1,800	1 1,800	1 1,800
Gas fitter			1 1,800
Painters	27 1,796	27 1,796	25 1,629
Tinners	4 1,785	4 1,785	4 1,755
Sheet-metal workers	5 1,782	5 1,782	4 1,770
Chief clerks	2 1,740	2 1,740	2 1,800
Cost clerk	1 1,740	1 1,740	
Chief material clerk	1 1,740	1 1,740	1 1,740
Principal clerks	5 1,730	5 1,730	4 1,845
Clerks	21 1,714	28 1,714	27 1,823
Mechanics	2 1,710	2 1,710	3 1,460
Clerk-stenographers	2 1,680	2 1,680	2 1,680
Stenographer-typist		1 1,680	1 1,680
Clerk-typist		1 1,680	1 1,680
Salary range, \$1,500 to \$1,680; average, \$1,680—			
Locksmiths	2 1,690	2 1,690	2 1,590
Tinners	6 1,676	6 1,676	5 1,625
Mechanics	2 1,655	2 1,655	2 1,720
Storekeepers	1 1,650	2 1,590	2 1,560
Masons	3 1,640	3 1,640	3 1,508
Assistant superintendent of construction	1 1,640	1 1,640	1 1,640
Carpenters	55 1,625	55 1,625	55 1,567
Painters	24 1,606	24 1,606	23 1,533
Blacksmiths	2 1,565	2 1,565	5 1,508
Stenographer	1 1,560	1 1,560	1 1,560
Clerks	22 1,546	23 1,545	21 1,580
Clerk-stenographers	4 1,530	4 1,530	4 1,500
Stenographer-typists	3 1,515	4 1,515	4 1,545
Clerk-typists	2 1,500	2 1,500	2 1,470
Typist	1 1,500	1 1,500	1 1,500
Draftsman	1 1,500	1 1,500	1 1,500
Salary range, \$1,320 to \$1,680; average, \$1,500—			
Stenographer-typists		2 1,440	3 1,440
Stenographers	4 1,440	4 1,440	4 1,440
Storekeeper	1 1,440	1 1,440	1 1,440
Draftsman	1 1,440	1 1,440	1 1,200
Tinner	1 1,440	1 1,440	1 1,440
Mason	1 1,440	1 1,440	1 1,440
Carpenters	16 1,436	16 1,436	16 1,439
Clerks	42 1,435	52 1,432	53 1,461
Blacksmith	1 1,427	1 1,427	1 1,427
Clerk-stenographers	4 1,420	6 1,420	6 1,410
Painters	7 1,417	7 1,417	7 1,434
Cost clerks	2 1,380	2 1,380	2 1,320
Typists	2 1,380	2 1,380	2 1,440
Mechanic and locksmith	1 1,380	1 1,380	1 1,380
Multigraph operator		1 1,320	1 1,200

*Estimates of appropriations required for the service of the fiscal year ending June 30, 1928—Continued*

General object (title of appropriation), date of acts, references to Statutes at Large, or to Revised Statutes, and estimated amount required for each detailed object				Total amount to be appropriated under each head of appropriation	Amount appropriated for the fiscal year ending June 30, 1927
<b>Barracks and Quarters—Continued.</b>					
	Estimated expenditures, 1928 appropriation	Estimated expenditures, 1927 appropriation	Expended and obligated, 1926		
Field service—Continued.					
Salaries and wages—Continued.					
Salary range, \$1,140 to \$1,500; average, \$1,320—	Average—	Average—	Average—		
Assistant superintendent of construction	No. 1 Salary \$1,500	No. 1 Salary \$1,500	No. 1 Salary \$1,240		
Stenographer	1 1,260	1 1,260	1 1,260		
Blue print operators	1 1,260	1 1,260	2 1,260		
Messenger	1 1,260	1 1,260	1 1,260		
Laborers	10 1,254	10 1,254	21 1,269		
Elevator repair man (helper)	1 1,240	1 1,240	1 1,240		
Tinner	1 1,240	1 1,240	1 1,240		
Clerks	9 1,212	10 1,212	11 1,218		
Maintenance man	1 1,200	1 1,200	1 1,200		
Painter	1 1,200	1 1,200	1 1,200		
Carpenters	3 1,196	3 1,196	7 1,260		
Salary range, \$1,020 to \$1,260; average, \$1,140—					
Carpenter	1 1,160	1 1,160	1 1,140		
Concrete worker	1 1,068	1 1,068	1 1,065		
Clerk	1 1,080	1 1,080	1 1,080		
Janitor-chauffeur	1 1,080	1 1,080	1 1,080		
Mason	1 1,080	1 1,080	1 1,080		
Painters	2 1,050	2 1,050	2 1,110		
Laborers	10 1,044	10 1,044	11 1,066		
Messengers	1 1,020	2 1,020	2 990		
Carpenter's helper	1 1,020	1 1,020			
Salary range, \$900 to \$1,140; average, \$1,020—					
Timekeeper	1 960	1 960	1 960		
Laborers			4 950		
Rodman			1 900		
Painters			2 900		
Salary range, \$780 to \$1,020; average, \$900—					
Tinner			1 900		
Laborers			3 803		
Salary range, \$600 to \$780; average, \$690—					
Laborers			4 720		
Carpenters	14 715	14 715	23 627		
Masons			2 705		
Painters			5 666		
Tinner			1 600		
Salary range, \$420 to \$620; average, \$510—					
Painter			1 570		
Metal worker			1 541		
Chainman			1 540		
Laborers			9 507		
Total average number of employees	603	659	718		
Total salaries and wages, field service	1,089,865	1,208,405	1,235,634		
Deduct allowances for subsistence, lodging, etc.	11,900	11,900	12,200		
01 Total personal services, cash payment	1,077,965	1,196,505	1,223,434		
The difference between 1928 and 1927 is due to—					
Transfer to appropriation "Salaries, office of the Quartermaster General". \$130,140					
Increase in field force 11,600					
Net decrease 118,540					
Rents:					
1100 Rental of quarters, barracks, and buildings for occupation by troops, for use as stables, storehouses, offices, and all other military purposes	100,310	101,863	112,762		
1100 Hire of recruiting stations and lodgings for recruits	82,250	82,250	71,291		
1111 Rental of ground for cantonments, camp sites, and other military purposes	52,474	114,448	107,842		
11 Total rents	235,034	298,561	291,895		
12 Barracks, quarters, stables, storehouses, magazines, administration and office buildings, sheds, shops, reclamation plants; other buildings necessary for the shelter of troops, public animals, and stores; other public buildings at military posts; flooring and framing for tents; screen doors, window screens and shades, and storm doors and sash for barracks, offices, and quarters, maintenance and repair	3,015,408	2,224,001	2,702,083		
Equipment:					
3010 Furniture for public rooms of officers' messes and officers' quarters at military posts, wall lockers in permanent barracks, and refrigerators in barracks and quarters, maintenance and repair	34,350		8,394		
Refrigerators, purchase of	108,580		16,000		
30 Total equipment	142,930		24,394		
31 Acquisition of land	27,000		3,500		
Reserve		35,745			
Total	4,498,337	3,754,812	4,245,306		

*Estimates of appropriations required for the service of the fiscal year ending June 30, 1928—Continued*

General object (title of appropriation), date of acts, references to Statutes at Large, or to Revised Statutes, and estimated amount required for each detailed object				Total amount to be appropriated under each head of appropriation	Amount appropriated for the fiscal year ending June 30, 1927
<b>Barracks and Quarters, Philippine Islands—</b> Continuing the work of providing for the proper shelter and protection of officers and enlisted men of the Army of the United States lawfully on duty in the Philippine Islands, including repairs and payment of rents, the acquisition of title to building sites, and such additions to existing military reservations as may be necessary, and including also shelter for the animals and supplies and all other buildings necessary for post administration purposes, and for shelter and repair thereof, and rentals for United States troops in China, <b>[\$220,000] \$350,000: Provided, That no part of the said sum shall be expended for the construction of quarters for officers of the Army [except in case of emergency, with the approval of the Secretary of War, in which case the total cost, including the heating and plumbing apparatus, wiring, and fixtures, shall not exceed in the case of quarters of a general officer the sum of \$8,000, of a colonel or officer above the rank of captain, \$6,000, and an officer of and below the rank of captain, \$4,000] (acts June 4, 1920, vol. 41, p. 766; Apr. 15, 1926, vol. 44, p. 265)</b> -----				\$350,000.00	\$220,000.00
	Estimated expenditures, 1928 appropriation	Estimated expenditures, 1927 appropriation	Expended and obligated, 1926		
11 Rental of grounds for providing the proper shelter and protection for officers and enlisted men of the Army, and for animals and supplies, and all other buildings necessary for post administration purposes, including rentals for the United States troops in China-----	\$70,000	\$70,000	\$70,099		
12 Shelter and protection for officers and enlisted men, animals, and supplies, and all other buildings necessary for post administration purposes in the Philippine Islands, maintenance, operation, and repair-----	280,000	150,000	193,310		
Total-----	350,000	220,000	263,409		
Transferred from previous fiscal years to fiscal year 1926-----	\$65,617				
Transferred to fiscal year 1927-----	52,208				
Expended, 1926, from balance of previous fiscal years transferred-----	13,409				
<b>Water and Sewers at Military Posts—</b> Water and sewers at military posts: For procuring and introducing water to buildings and premises at military posts and stations; for the installation and extension of plumbing within buildings where the same is not specifically provided for in other appropriations; for the purchase and repair of fire apparatus, including fire-alarm systems; for the disposal of sewage, and expenses incident thereto; for repairs to water and sewer systems and plumbing; and for hire of employees, <b>[\$2,380,196] \$2,879,461, of which amount not exceeding \$130,820 shall be immediately available for the procurement of fuel for the service of the fiscal year 1928 and for installing pipe line at Fort Frank, Philippine Islands: Provided, That not to exceed \$50,000 of this appropriation shall be expended for new construction work (act Apr. 15, 1926, vol. 44, p. 265)</b> -----				2,879,461.00	2,380,196.00
	Estimated expenditures, 1928 appropriation	Estimated expenditures, 1927 appropriation	Expended and obligated, 1926		
Field service:					
Salaries and wages—	Average—	Average—	Average—		
Salary range, \$2,700 to \$3,300; average, \$3,000—	No. 2 Salary \$2,850	No. 2 Salary \$2,850	No. 2 Salary \$2,790		
Pumping plant operators-----	2	2	2		
Salary range, \$2,400 to \$3,000; average, \$2,700—					
Plumber-----	1 2,800	1 2,800	1 2,740		
Fire chiefs-----	4 2,525	4 2,525	4 2,435		
Pumping plant operators-----	3 2,500	3 2,500	2 2,340		
Salary range, \$2,100 to \$2,700; average, \$2,400—					
Foreman-----	1 2,400	1 2,400	1 2,400		
Fire marshal-----	1 2,300	1 2,300	1 2,240		
Pumping plant operators-----	2 2,280	2 2,280	2 2,100		
Plumbers-----	16 2,280	15 2,260	20 2,220		
Fire chiefs-----	7 2,248	7 2,248	7 2,214		
Salary range, \$1,860 to \$2,400; average, \$2,100—					
Fire chiefs-----	8 2,115	8 2,115	7 2,019		
Pumping plant operators-----	9 2,062	8 2,062	8 2,010		
Assistant fire chief-----	1 2,040	1 2,040	3 2,000		
Sprinkler mechanic-----	1 2,040	1 2,040	1 2,040		
Plumbers-----	20 1,980	20 1,980	30 1,946		
Sewage disposal operator-----	1 1,960	1 1,960	1 1,800		
Pipe fitter-----			1 1,860		
Salary range, \$1,680 to \$2,040; average, \$1,860—					
Fire chiefs-----	4 1,845	4 1,845	5 1,845		
Steam fitter-----			1 1,840		
Pumping plant operators-----	26 1,820	26 1,820	29 1,801		
Assistant fire chief-----	1 1,800	1 1,800	1 1,740		

*Estimates of appropriations required for the service of the fiscal year ending June 30, 1928—Continued*

General object (title of appropriation), date of acts, references to Statutes at Large, or to Revised Statutes, and estimated amount required for each detailed object				Total amount to be appropriated under each head of appropriation	Amount appropriated for the fiscal year ending June 30, 1927
<b>Water and Sewers at Military Posts—Continued.</b>					
Field service—Continued.					
Salaries and wages—Continued.					
Salary range, \$1,680 to \$2,040; average, \$1,860—Con.					
Sprinkler mechanic.....					
Plumbers.....					
Sewage disposal operators.....					
Pumping plant firemen.....					
Salary range, \$1,500 to \$1,860; average, \$1,680—					
Fire chiefs.....					
Steam fitter.....					
Plumbers.....					
Sewage disposal operators.....					
Fire fighters.....					
Pumping plant operators.....					
Fire alarm inspector.....					
Salary range, \$1,320 to \$1,680; average, \$1,500—					
Pipe fitter.....					
Plumbers.....					
Fire fighters.....					
Drivers.....					
Pumping-plant operators.....					
Pumping-plant firemen.....					
Sewage-disposal operators.....					
Laborers.....					
Salary range, \$1,140 to \$1,500; average, \$1,320—					
Pumping-plant firemen.....					
Fire chiefs.....					
Plumbers.....					
Laborers.....					
Pumping-plant operators.....					
Salary range, \$1,020 to \$1,260; average, \$1,140—					
Laborers.....					
Pumping-plant firemen.....					
Plumber.....					
Sewage-disposal operators.....					
Salary range, \$900 to \$1,140; average, \$1,020—					
Pumping-plant operators.....					
Laborers.....					
Pumping-plant firemen.....					
Salary range, \$780 to \$1,020; average, \$900—					
Laborers.....					
Foreman.....					
Salary range, \$600 to \$780; average, \$690—					
Sewage-disposal operators.....					
Oilers.....					
Plumbers.....					
Pumping-plant operators.....					
Artisans.....					
Scythe men.....					
Patrolmen.....					
Scavengers.....					
Salary range, \$420 to \$600; average, \$510—					
Sewage-disposal operators.....					
Watchmen.....					
Pumping-plant operators.....					
Plumbers.....					
Pumping-plant firemen.....					
Salary range, \$240 to \$420; average, \$330—					
Pumping-plant operators.....					
Drivers.....					
Fire chiefs.....					
Oilers.....					
Coal passers.....					
Laborers.....					
Plumbers.....					
Firemen.....					
Total average number of employees.....					
Total salaries and wages, field service.....					
Deduct allowances for subsistence, lodging, etc.....					
01 Total personal services, cash payment.....					
The difference between 1928 and 1927 is due to decrease in force, \$1,540.					
02 Fuel for incinerators and pumping plants.....					
10 Water, purchase of, at military posts and stations.....					
Repairs and alterations:					
1220 Water and sewer systems, including chemicals for purification of water and sewage, and all plumbing in buildings where not specifically otherwise provided for, including all piping for sprinkler systems, maintenance and repair.....					
1280 Fire apparatus, including fire-alarm systems, maintenance and repair.....					
1280 Incinerators and other apparatus for the disposal of sewage and garbage, maintenance and repair.....					
12 Total repairs and alterations.....					
30 Fire apparatus, including fire-alarm systems, installation.....					
32 Water and sewer systems, purchase and installation.....					
Total.....					

<sup>1</sup> In addition, fuel valued at approximately \$60,000 was used from stock.

## Estimates of appropriations required for the service of the fiscal year ending June 30, 1928—Continued

General object (title of appropriation), date of acts, references to Statutes at Large, or to Revised Statutes, and estimated amount required for each detailed object				Total amount to be appropriated under each head of appropriation	Amount appropriated for the fiscal year ending June 30, 1927
<b>Roads, Walks, Wharves, and Drainage—</b>					
For the construction and repair by the Quartermaster Corps of roads, walks, and wharves; for the pay of employees; for the disposal of drainage; for dredging channels; and for care and improvement of grounds at military posts and stations, <b>[\$709,381] \$1,007,000: Provided,</b> That none of the funds appropriated or made available under this act shall be used for the permanent construction of any new roads, walks, or wharves connected with any of the National Army cantonments or National Guard camps ( <i>acts June 4, 1920, vol. 41, p. 766; Apr. 15, 1926, vol. 44, p. 265</i> )				\$1, 007, 000. 00	\$709, 381. 00
	Estimated expenditures, 1928 appropriation	Estimated expenditures, 1927 appropriation	Expended and obligated, 1926		
<b>Field services:</b>					
<b>Salaries and wages—</b>					
Salary range, \$2,100 to \$2,700; average, \$2,400—					
Superintendent, road construction	Average— No. Salary	Average— No. Salary	Average— No. Salary		
Salary range, \$1,860 to \$2,400; average, \$2,100—					
Labor foreman	1 \$2, 100	1 \$2, 100	1 1, 860		
Railroad trackman	1 2, 040	1 2, 040	1 2, 025		
Craneman			1 2, 040		
Caretaker			★ 1, 940		
Gardener	1 1, 860	1 1, 860	1 1, 860		
Crusher engineer	1 1, 860	1 1, 860	1 1, 740		
Cable splicer			1 1, 805		
Salary range, \$1,680 to \$2,040; average, \$1,860—					
Road roller engineer	1 1, 860	1 1, 860	1★ 1, 860		
Track foreman	1 1, 800	1 1, 800	1 1, 800		
Forester	1 1, 680	1 1, 680	1 1, 640		
Mason	1 1, 680	1 1, 680	1 1, 640		
Section foreman	2 1, 680	2 1, 680	1 1, 640		
Road foreman			1 1, 800		
Caretakers			1★ 1, 680		
Salary range, \$1,500 to \$1,860; average, \$1,680—					
Engineer			1 1, 680		
Caretaker			1 1, 645		
Gardener	1 1, 640	1 1, 640	1 1, 640		
Railroad trackman	1 1, 560	1 1, 560	1 1, 560		
Road roller engineer	1 1, 500	1 1, 500	1 1, 500		
Laborers	2 1, 500	2 1, 500	2 1, 496		
Salary range, \$1,320 to \$1,680; average, \$1,500—					
Gardeners	8 1, 425	8 1, 425	8★ 1, 490		
Caretakers	4 1, 410	4 1, 410	4 1, 345		
Laborers	7 1, 354	7 1, 354	7 1, 387		
Salary range, \$1,140 to \$1,500; average, \$1,320—					
Gardeners	2 1, 452	2 1, 452	2 1, 272		
Caretakers	8 1, 254	8 1, 254	12★ 1, 329		
Crane operator			1 1, 200		
Laborers	25 1, 195	25 1, 195	24★ 1, 090		
Salary range, \$1,020 to \$1,260; average, \$1,140—					
Railroad trackman			1 1, 200		
Laborers	13 1, 076	13 1, 076	13 1, 004		
Salary range, \$900 to \$1,140; average, \$1,020—					
Laborers	1 1, 104	1 1, 104	14 904		
Caretakers	3 980	3 980	3 980		
Salary range, \$780 to \$1,020; average, \$900—					
Caretakers	1 984	1 984	3 848		
Road-roller engineer			1 840		
Salary range, \$600 to \$780; average, \$690—					
Caretakers	2 712	2 712	3 633		
Laborers			4 735		
Road-roller fireman			1 720		
Railroad trackman			1 600		
Gardeners	2 600	2 600	3 600		
Road-roller engineer			1 600		
Salary range, \$420 to \$600; average, \$510—					
Yardmaster			1 550		
Gardeners	4 547	4 547	1 541		
Road-roller engineer	1 540	1 540	1 450		
Laborers			8 518		
Salary range, \$240 to \$420; average, \$330—					
Gardener			1 360		
Crusher engineer			1 360		
Road superintendent			1 320		
Caretakers	3 276	3 276	4 288		
Fireman			1 264		
Laborers			9 240		
Total average number of employees	99	99	157		
Total salaries and wages, field service	120, 467	120, 467	164, 005		
Deduct allowances for subsistence, lodgings, etc.	2, 376	2, 376	3, 336		
01 Total personal services, cash payment	118, 091	118, 091	160, 669		
Repairs and alterations:					
1210 Dredging channels	20, 000		649		
1210 Roads, walks, and drainage, including care and improvement of grounds at military posts and stations, maintenance and repair	436, 125	307, 381	472, 846		
1210 Railroads, sidings, and switches (Quartermaster Corps only), maintenance and repair	245, 000	112, 000	134, 574		
1210 Wharves (Quartermaster Corps only), maintenance and repair	187, 784	140, 000	74, 512		
12 Total repairs and alterations	888, 909	559, 381	682, 581		
Reserve		31, 909			
Total	1, 007, 000	709, 381	843, 250		

*Estimates of appropriations required for the service of the fiscal year ending June 30, 1928—Continued*

General object (title of appropriation), date of acts, references to Statutes at Large, or to Revised Statutes, and estimated amount required for each detailed object				Total amount to be appropriated under each head of appropriation	Amount appropriated for the fiscal year ending June 30, 1927
<b>Shooting Galleries and Ranges—</b> For shelter, grounds, observation towers, shooting galleries, ranges for small-arms target practice, machine-gun practice, field, mobile, and railway artillery practice, repairs, and expenses incident thereto, including flour for paste for marking targets, hire of employees, such ranges and galleries to be open as far as practicable to the National Guard and organized rifle clubs under regulations to be prescribed by the Secretary of War ( <i>act Apr. 15, 1926, vol. 44, p. 265</i> ) -----				\$40,000.00	\$30,000.00
	Estimated expenditures, 1928 appropriation	Estimated expenditures, 1927 appropriation	Expended and obligated, 1926		
11 Rental of grounds for shooting galleries and ranges.....	\$1,202	\$5,245	\$5,582		
12 Shooting galleries and shelters, grounds, ranges for target practice, maintenance and repair.....	38,798	24,755	30,793		
Total.....	40,000	30,000	36,375		
<b>Rent of Buildings, Quartermaster Corps—</b> For rent of buildings and parts of buildings in the District of Columbia for military purposes, <b>[\$32,982] \$26,400: Provided,</b> That this appropriation shall not be available if space is provided by the Public Buildings Commission in Government-owned buildings ( <i>act Apr. 15, 1926, vol. 44, p. 265</i> ) -----				26,400.00	32,982.00
11 Rent of buildings in the District of Columbia for military purposes: Expenditures—1928, \$26,400; 1927, \$32,982; 1926, \$31,187.					
<b>Sewerage System, Fort Monroe, Virginia—</b> For repair and maintenance of wharf and apron of wharf, including all necessary labor and material therefor, fuel for waiting rooms; water, brooms, and shovels, \$20,280; for one-third of said sum, to be supplied by the United States ( <i>act Apr. 15, 1926, vol. 44, p. 265</i> ) -----				\$6,760.00	
For rakes, shovels, and brooms; repairs to roadway, pavements, macadam and asphalt block; repairs to street crossings; repairs to street drains, and labor for cleaning roads, \$8,469; for two-thirds of said sum, to be supplied by the United States ( <i>same act</i> ) -----				5,646.00	
For waste, oil, motor and pump repairs, sewer pipe, cement, brick, stone, supplies, and personal services, \$6,690; for two-thirds of said sum, to be supplied by the United States ( <i>same act</i> ) -----				4,460.00	
				16,866.00	16,866.00
	Estimated expenditures, 1928 appropriation	Estimated expenditures, 1927 appropriation	Expended and obligated, 1926		
Supplies and materials:					
0280 Maintenance and repair of wharf.....	\$6,760	\$6,760	\$6,760		
0280 Maintenance and repair of roads.....	5,646	5,646	5,646		
0280 Maintenance and repair of sewers.....	4,460	4,460	4,460		
02 Total supplies and materials.....	16,866	16,866	16,866		
Total.....	16,866	16,866	16,866		
<b>Construction and Repair of Hospitals—</b> For construction and repair of hospitals at military posts already established and occupied, including all expenditures for construction and repairs required at the Army and Navy Hospital at Hot Springs, Arkansas, and for the construction and repair of general hospitals and expenses incident thereto, and for additions needed to meet the requirements of increased garrisons, and for temporary hospitals in standing camps and cantonments; for the alteration of permanent buildings at posts for use as hospitals, construction and repair of temporary hospital buildings at permanent posts, construction and repair of temporary general hospitals, rental or purchase of grounds, and rental and alteration of buildings for use for hospital purposes in the District of Columbia and elsewhere, including necessary temporary quarters for hospital personnel, outbuildings, heating and laundry apparatus, plumbing, water, and sewers, and electric work, cooking apparatus, and roads and walks for the same, <b>[\$440,000] \$571,434: Provided,</b> That no part of this appropriation shall be used for the construction of new hospitals ( <i>act Apr. 15, 1926, vol. 44, p. 266</i> ) -----				571,434.00	440,000.00

*Estimates of appropriations required for the service of the fiscal year ending June 30, 1928—Continued*

General object (title of appropriation), date of acts, references to Statutes at Large, or to Revised Statutes, and estimated amount required for each detailed object				Total amount to be appropriated under each head of appropriation	Amount appropriated for the fiscal year ending June 30, 1927
<b>Construction and Repair of Hospitals—Continued.</b>					
	Estimated expenditures, 1928 appropriation	Estimated expenditures, 1927 appropriation	Expended and obligated, 1926		
Rents:					
1100 Rental of buildings.....	\$3,152	\$4,824	\$4,577		
1111 Rental of grounds.....	776	776	551		
11 Total rents.....	3,928	5,600	5,128		
Repairs and alterations:					
1200 Hospitals, including outbuildings and necessary quarters for hospital personnel, maintenance, and repair.....	353,000	276,400	282,155		
1210 Roads and walks, maintenance and repair.....	27,200	55,000	5,060		
1220 Water and sewer systems, maintenance and repair.....	90,306	32,000	42,745		
1280 Heating apparatus, maintenance and repair.....	45,000	45,000	51,060		
1280 Electric wiring and gas-distributing systems, maintenance and repair.....	32,000	16,000	22,369		
1280 Equipment, maintenance and repair.....	20,000	10,000	191,443		
12 Total repairs and alterations.....	567,506	434,400	594,832		
Total.....	571,434	440,000	599,960		
Appropriations for 1927 not asked for 1928:					
Improvement and repair of roads, Fort Canby, Wash.....				\$5,500.00	
Acquisition of land for target range, Fort Ethan Allen.....				200,000.00	
Total, support of the Regular Army under Quartermaster Corps.....				\$72,581,434.00	66,346,637.00
<b>DEPARTMENTAL</b>					
<b>Salaries, Office of the Quartermaster General—</b>					
Salaries: For personal services in the District of Columbia in accordance with the classification act of 1923 ( <i>act Apr. 15, 1926, vol. 44, p. 266</i> ).....				683,878.00	573,420.00
In addition to the foregoing employees appropriated for in the office of the Quartermaster General, the services of technical experts and such other services as the Secretary of War may deem necessary may be employed in the office of the Quartermaster General, to be paid from the appropriation for "Incidental expenses of the Army": <i>Provided</i> , That the entire expenditures for this purpose for the fiscal year [1927] 1928 shall not exceed \$15,000, and there shall be included in the Budget for each fiscal year a statement of the number of persons so employed, their duties, and the amount paid to each.					
	Estimated expenditures, 1928 appropriation	Estimated expenditures, 1927 appropriation	Expended and obligated, 1926		
Departmental service:					
Salaries—					
Professional and scientific service—					
Grade 5, \$5,200 to \$6,000; average, \$5,600—	Average—	Average—	Average—		
Engineers.....	No. Salary	No. Salary	No. Salary		
Grade 4, \$3,800 to \$5,000; average, \$4,400—	2 \$5,200	2 \$5,200	2 \$5,200		
Engineers.....	9 3,800	5 3,733	7 3,764		
Grade 3, \$3,000 to \$3,600; average, \$3,300—					
Associate engineers.....	9 3,200	2 3,200	2 3,033		
Grade 2, \$2,400 to \$3,000; average, \$2,700—					
Assistant engineers.....	2 2,651				
Subprofessional service—					
Grade 8, \$2,400 to \$3,000; average, \$2,700—					
Chief engineering aid.....	1 2,700				
Chief engineering draftsman.....	15 2,540				
Heraldic draftsman.....	1 2,400	1 2,400			
Grade 7, \$2,100 to \$2,700; average, \$2,400—					
Principal engineering draftsman.....	1 2,200				
Grade 6, \$1,860 to \$2,400; average, \$2,100—					
Senior engineering draftsman.....	3 2,107	2 2,107	2 2,107		
Senior marine draftsman.....	1 1,920	1 1,920	1 1,920		
Grade 5, \$1,680 to \$2,040; average, \$1,860—					
Topographical draftsman.....	3 1,860	3 1,860	3 1,860		
Architectural draftsman.....	2 1,680	2 1,680	2 1,680		
Mechanical draftsman.....	1 1,860				
Library assistant.....	1 1,740	1 1,740	1 1,740		
Junior marine draftsman.....	1 1,680	1 1,680	1 1,680		
Grade 4, \$1,500 to \$1,860; average, \$1,680—					
Assistant social-service worker.....	1 1,620	1 1,620	1 1,620		



*Estimates of appropriations required for the service of the fiscal year ending June 30, 1928—Continued*

General object (title of appropriation), date of acts, references to Statutes at Large, or to Revised Statutes, and estimated amount required for each detailed object				Total amount to be appropriated under each head of appropriation	Amount appropriated for the fiscal year ending June 30, 1927
<b>Salaries, Office of the Quartermaster General—Continued.</b>					
Departmental service—Continued. Salaries—Continued. Clerical, administrative, and fiscal service— Grade 10, \$3,300 to \$3,900; average, \$3,600— Junior administrative officer..... Grade 9, \$3,000 to \$3,600; average, \$3,300— Investigator..... Accountant and auditor..... Senior administrative assistant..... Senior administrative assistant, chief clerk..... Grade 7, \$2,400 to \$3,000; average, \$2,700— Junior administrative assistants..... Assistant investigator..... Grade 6, \$2,100 to \$2,700; average, \$2,400— Principal clerks..... Transportation rate and traffic clerks..... Grade 5, \$1,800 to \$2,400; average, \$2,100— Senior clerks..... Senior clerk-stenographer..... Senior office draftsman..... Grade 4, \$1,680 to \$2,040; average, \$1,860— Clerks..... Head operator, office devices..... Clerk-stenographers..... Grade 3, \$1,500 to \$1,860; average, \$1,680— Assistant clerks..... Assistant clerk-stenographers..... Grade 2, \$1,320 to \$1,680; average, \$1,500— Junior clerks..... Junior stenographer..... Junior clerk-stenographers..... Junior clerk-typists..... Junior office draftsman..... Junior operators, office devices..... Grade 1, \$1,140 to \$1,500; average, \$1,320— Underclerks..... Underclerk-typist..... Underoperators, office devices..... Custodial service— Grade 6, \$1,500 to \$1,860; average, \$1,680— Mechanic..... Grade 4, \$1,140 to \$1,500; average, \$1,320— Undermechanic..... Grade 3, \$1,020 to \$1,260; average, \$1,140— Messengers..... Grade 2, \$900 to \$1,140; average, \$1,020— Laborers..... Total average number of employees..... Total salaries, departmental service..... The difference between 1928 and 1927 is due to— Transfer from "Barracks and quarters" \$130,140..... Decrease in force..... Net increase in force.....					
	<i>Average—</i>	<i>Average—</i>	<i>Average—</i>		
	<i>No. Salary</i>	<i>No. Salary</i>	<i>No. Salary</i>		
	1 \$3,900	1 \$3,900	1 \$3,900		
	1 3,300	1 3,300	1 3,300		
	1 3,000	1 3,000	1 3,000		
	1 3,100	1 3,100	1 3,100		
	1 3,000	1 3,000	1 3,000		
	10 2,640	9 2,640	9 2,640		
	1 2,400				
	17 2,188	17 2,188	17 2,188		
	4 2,200	4 2,200	4 2,200		
	29 1,970	26 1,973	27 1,974		
	1 2,200	1 2,200	1 2,200		
	2 1,930	2 1,930	2 1,930		
	35 1,780	38 1,779	35 1,780		
	1 2,040	1 2,040	1 2,040		
	9 1,713	9 1,713	10 1,710		
	69 1,571	68 1,576	65 1,576		
	42 1,580	39 1,580	39 1,570		
	23 1,453	22 1,453	24 1,442		
	1 1,500	1 1,500	1 1,500		
	26 1,477	24 1,477	28 1,448		
	12 1,435	12 1,421	12 1,427		
	1 1,680	1 1,680	1 1,680		
	2 1,380	2 1,380	2 1,380		
	1 1,260	2 1,260	2 1,230		
	1 1,260	1 1,260	1 1,200		
	9 1,287	10 1,272	11 1,265		
	1 1,620	1 1,620	1 1,560		
	1 1,200	1 1,200	1 1,200		
	13 1,094	14 1,093	16 1,058		
	1 1,020	2 1,020	2 1,020		
	370 683,878	332 573,420	335 574,540		
Total under Quartermaster Corps.....				\$73,265,312.00	\$66,920,057.00

## SIGNAL CORPS

## SUPPORT OF THE REGULAR ARMY

*Signal Service of the Army—*

Telegraph and telephone systems: Purchase, equipment, operation, and repair of military telegraph, telephone, radio, cable, and signaling systems; signal equipment and stores, heliographs, signal lanterns, flags, and other necessary instruments; wind vanes, barometers, anemometers, thermometers, and other meteorological instruments; photographic and cinematographic work performed for the Army by the Signal Corps; motor cycles, motor-driven and other vehicles for technical and official purposes in connection with the construction, operation, and maintenance of communication or signaling systems, and supplies for their operation and maintenance; professional and scientific books of reference, pamphlets, periodicals, newspapers, and maps for use of the Signal Corps and in the office of the Chief Signal Officer; telephone apparatus, including rental and payment for commercial, exchange, message, trunk-line, long-distance, and leased-line telephone service at or connecting any post, camp, cantonment, depot, arsenal, headquarters, hospital, aviation station, or other office or station of the Army, excepting local telephone service for the various bureaus of the War Department in the District of Columbia, and toll messages pertaining to the office of the Secretary of War; electric time

## Estimates of appropriations required for the service of the fiscal year ending June 30, 1928—Continued

General object (title of appropriation), date of acts, references to Statutes at Large, or to Revised Statutes, and estimated amount required for each detailed object	Total amount to be appropriated under each head of appropriation	Amount appropriated for the fiscal year ending June 30, 1927																																																																																																																																																																												
<p><b>Signal Service of the Army—Continued.</b></p> <p>service; the rental of commercial telegraph lines and equipment and their operation at or connecting any post, camp, cantonment, depot, arsenal, headquarters, hospital, aviation station, or other office or station of the Army including payment for official individual telegraph messages transmitted over commercial lines; electrical installations and maintenance thereof at military posts, cantonments, camps, and stations of the Army, fire control and direction apparatus and material for Field Artillery; salaries of civilian employees, including those necessary as instructors at vocational schools; supplies, general repairs, reserve supplies, and other expenses connected with the collecting and transmitting of information for the Army by telegraph or otherwise; experimental investigation, research, purchase, and development or improvements in apparatus, and maintenance of signaling and accessories thereto, including patent rights and other rights thereto, including machines, instruments, and other equipment for laboratory and repair purposes; tuition, laboratory fees, and so forth, for Signal Corps officers detailed to civilian technical schools for the purpose of pursuing technical courses of instruction along Signal Corps lines; lease, alteration, and repair of such buildings required for storing or guarding Signal Corps supplies, equipment, and personnel when not otherwise provided for, including the land therefor, the introduction of water, electric light and power, sewerage, grading, roads and walks, and other equipment required, <b>[\$1,908,522] \$2,225,552</b> <b>[: Provided,</b> That hereafter the head of any department or establishment of the Government, in his discretion, may transfer in advance to the Signal Corps of the Army, from appropriations available for the transmission of messages such amounts as may be necessary to defray the expense of transmitting messages turned over by him to that corps, including the payment of toll charges of commercial carriers, the leasing of facilities required for transmitting messages, and the installation and maintenance of such facilities<b>]</b> (acts June 4, 1920, vol. 41, p. 768; Apr. 15, 1926, vol. 44, p. 267) -----</p>	<p><b>\$2, 225, 552. 00</b></p>	<p><b>\$1, 908, 522. 00</b></p>																																																																																																																																																																												
<table><tr><td></td><td>Estimated expenditures, 1928 appropriation</td><td>Estimated expenditures, 1927 appropriation</td><td>Expended and obligated, 1926</td></tr><tr><td>Departmental service:</td><td></td><td></td><td></td></tr><tr><td>Salaries—</td><td></td><td></td><td></td></tr><tr><td>Professional and scientific service—</td><td></td><td></td><td></td></tr><tr><td>Grade 3, \$3,000 to \$5,000; average, \$3,300—</td><td></td><td></td><td></td></tr><tr><td>Associate engineer.....</td><td>Average— No. 1 Salary \$3,000</td><td>Average— No. Salary</td><td>Average— No. Salary</td></tr><tr><td>Subprofessional service—</td><td></td><td></td><td></td></tr><tr><td>Grade 6, \$1,860 to \$2,400; average, \$2,100—</td><td></td><td></td><td></td></tr><tr><td>Senior engineering draftsman.....</td><td>1 2,100</td><td>1 \$2,100</td><td>1 \$2,100</td></tr><tr><td>Clerical, administrative, and fiscal service—</td><td></td><td></td><td></td></tr><tr><td>Grade 9, \$3,000 to \$3,600; average, \$3,300—</td><td></td><td></td><td></td></tr><tr><td>Senior administrative assistant.....</td><td>1 3,000</td><td>1 3,000</td><td>1 3,000</td></tr><tr><td>Grade 6, \$2,100 to \$2,700; average, \$2,400—</td><td></td><td></td><td></td></tr><tr><td>Principal clerk.....</td><td>1 2,280</td><td>1 2,100</td><td>1 2,100</td></tr><tr><td>Grade 4, \$1,680 to \$2,040; average, \$1,860—</td><td></td><td></td><td></td></tr><tr><td>Clerk.....</td><td>1 1,680</td><td></td><td></td></tr><tr><td>Grade 3, \$1,500 to \$1,860; average, \$1,680—</td><td></td><td></td><td></td></tr><tr><td>Assistant clerks.....</td><td>2 1,680</td><td></td><td></td></tr><tr><td>Grade 2, \$1,320 to \$1,680; average, \$1,500—</td><td></td><td></td><td></td></tr><tr><td>Junior clerk.....</td><td>1 1,560</td><td></td><td></td></tr><tr><td>Junior clerk.....</td><td>1 1,500</td><td></td><td></td></tr><tr><td>Junior clerks.....</td><td>4 1,440</td><td>3 1,440</td><td>3 1,440</td></tr><tr><td>Grade 1, \$1,140 to \$1,500; average, \$1,320—</td><td></td><td></td><td></td></tr><tr><td>Underclerks.....</td><td>1 1,200</td><td>1½ 1,440</td><td>1½ 1,440</td></tr><tr><td>Custodial service—</td><td></td><td></td><td></td></tr><tr><td>Grade 3, \$1,020 to \$1,260; average, \$1,140—</td><td></td><td></td><td></td></tr><tr><td>Messenger.....</td><td>1 1,260</td><td>1 1,260</td><td>1 1,260</td></tr><tr><td>Total average number of employees.....</td><td>15</td><td>8½</td><td>8½</td></tr><tr><td>Total salaries, departmental service.....</td><td>26,700</td><td>15,000</td><td>15,000</td></tr><tr><td>The difference between 1928 and 1927 is due to—</td><td></td><td></td><td></td></tr><tr><td>Transfer from appropriation "Maintenance fire-control installations".....</td><td>\$8,000</td><td></td><td></td></tr><tr><td>Transfer from field service (S. S. A.).....</td><td>3,700</td><td></td><td></td></tr><tr><td>Net increase.....</td><td>11,700</td><td></td><td></td></tr><tr><td>Field service:</td><td></td><td></td><td></td></tr><tr><td>Salaries and wages—</td><td></td><td></td><td></td></tr><tr><td>Salary range, \$5,200 to \$6,000; average, \$5,600—</td><td></td><td></td><td></td></tr><tr><td>Associate radio engineer.....</td><td>1 5,200</td><td>1 5,200</td><td>1 5,200</td></tr><tr><td>Cryptanalyst.....</td><td>1 5,200</td><td>1 5,200</td><td>1 5,200</td></tr><tr><td>Chief engineer.....</td><td>1 5,200</td><td>1 5,200</td><td>1 5,200</td></tr><tr><td>Salary range, \$3,300 to \$3,900; average, \$3,600—</td><td></td><td></td><td></td></tr><tr><td>Radio engineer.....</td><td>1 3,800</td><td>1 3,800</td><td>1 3,800</td></tr><tr><td>Artist draftsman.....</td><td>1 3,600</td><td>1 3,600</td><td>1 3,600</td></tr><tr><td>Associate radio engineers.....</td><td>4 3,300</td><td>1 3,300</td><td>1 3,300</td></tr></table>		Estimated expenditures, 1928 appropriation	Estimated expenditures, 1927 appropriation	Expended and obligated, 1926	Departmental service:				Salaries—				Professional and scientific service—				Grade 3, \$3,000 to \$5,000; average, \$3,300—				Associate engineer.....	Average— No. 1 Salary \$3,000	Average— No. Salary	Average— No. Salary	Subprofessional service—				Grade 6, \$1,860 to \$2,400; average, \$2,100—				Senior engineering draftsman.....	1 2,100	1 \$2,100	1 \$2,100	Clerical, administrative, and fiscal service—				Grade 9, \$3,000 to \$3,600; average, \$3,300—				Senior administrative assistant.....	1 3,000	1 3,000	1 3,000	Grade 6, \$2,100 to \$2,700; average, \$2,400—				Principal clerk.....	1 2,280	1 2,100	1 2,100	Grade 4, \$1,680 to \$2,040; average, \$1,860—				Clerk.....	1 1,680			Grade 3, \$1,500 to \$1,860; average, \$1,680—				Assistant clerks.....	2 1,680			Grade 2, \$1,320 to \$1,680; average, \$1,500—				Junior clerk.....	1 1,560			Junior clerk.....	1 1,500			Junior clerks.....	4 1,440	3 1,440	3 1,440	Grade 1, \$1,140 to \$1,500; average, \$1,320—				Underclerks.....	1 1,200	1½ 1,440	1½ 1,440	Custodial service—				Grade 3, \$1,020 to \$1,260; average, \$1,140—				Messenger.....	1 1,260	1 1,260	1 1,260	Total average number of employees.....	15	8½	8½	Total salaries, departmental service.....	26,700	15,000	15,000	The difference between 1928 and 1927 is due to—				Transfer from appropriation "Maintenance fire-control installations".....	\$8,000			Transfer from field service (S. S. A.).....	3,700			Net increase.....	11,700			Field service:				Salaries and wages—				Salary range, \$5,200 to \$6,000; average, \$5,600—				Associate radio engineer.....	1 5,200	1 5,200	1 5,200	Cryptanalyst.....	1 5,200	1 5,200	1 5,200	Chief engineer.....	1 5,200	1 5,200	1 5,200	Salary range, \$3,300 to \$3,900; average, \$3,600—				Radio engineer.....	1 3,800	1 3,800	1 3,800	Artist draftsman.....	1 3,600	1 3,600	1 3,600	Associate radio engineers.....	4 3,300	1 3,300	1 3,300		
	Estimated expenditures, 1928 appropriation	Estimated expenditures, 1927 appropriation	Expended and obligated, 1926																																																																																																																																																																											
Departmental service:																																																																																																																																																																														
Salaries—																																																																																																																																																																														
Professional and scientific service—																																																																																																																																																																														
Grade 3, \$3,000 to \$5,000; average, \$3,300—																																																																																																																																																																														
Associate engineer.....	Average— No. 1 Salary \$3,000	Average— No. Salary	Average— No. Salary																																																																																																																																																																											
Subprofessional service—																																																																																																																																																																														
Grade 6, \$1,860 to \$2,400; average, \$2,100—																																																																																																																																																																														
Senior engineering draftsman.....	1 2,100	1 \$2,100	1 \$2,100																																																																																																																																																																											
Clerical, administrative, and fiscal service—																																																																																																																																																																														
Grade 9, \$3,000 to \$3,600; average, \$3,300—																																																																																																																																																																														
Senior administrative assistant.....	1 3,000	1 3,000	1 3,000																																																																																																																																																																											
Grade 6, \$2,100 to \$2,700; average, \$2,400—																																																																																																																																																																														
Principal clerk.....	1 2,280	1 2,100	1 2,100																																																																																																																																																																											
Grade 4, \$1,680 to \$2,040; average, \$1,860—																																																																																																																																																																														
Clerk.....	1 1,680																																																																																																																																																																													
Grade 3, \$1,500 to \$1,860; average, \$1,680—																																																																																																																																																																														
Assistant clerks.....	2 1,680																																																																																																																																																																													
Grade 2, \$1,320 to \$1,680; average, \$1,500—																																																																																																																																																																														
Junior clerk.....	1 1,560																																																																																																																																																																													
Junior clerk.....	1 1,500																																																																																																																																																																													
Junior clerks.....	4 1,440	3 1,440	3 1,440																																																																																																																																																																											
Grade 1, \$1,140 to \$1,500; average, \$1,320—																																																																																																																																																																														
Underclerks.....	1 1,200	1½ 1,440	1½ 1,440																																																																																																																																																																											
Custodial service—																																																																																																																																																																														
Grade 3, \$1,020 to \$1,260; average, \$1,140—																																																																																																																																																																														
Messenger.....	1 1,260	1 1,260	1 1,260																																																																																																																																																																											
Total average number of employees.....	15	8½	8½																																																																																																																																																																											
Total salaries, departmental service.....	26,700	15,000	15,000																																																																																																																																																																											
The difference between 1928 and 1927 is due to—																																																																																																																																																																														
Transfer from appropriation "Maintenance fire-control installations".....	\$8,000																																																																																																																																																																													
Transfer from field service (S. S. A.).....	3,700																																																																																																																																																																													
Net increase.....	11,700																																																																																																																																																																													
Field service:																																																																																																																																																																														
Salaries and wages—																																																																																																																																																																														
Salary range, \$5,200 to \$6,000; average, \$5,600—																																																																																																																																																																														
Associate radio engineer.....	1 5,200	1 5,200	1 5,200																																																																																																																																																																											
Cryptanalyst.....	1 5,200	1 5,200	1 5,200																																																																																																																																																																											
Chief engineer.....	1 5,200	1 5,200	1 5,200																																																																																																																																																																											
Salary range, \$3,300 to \$3,900; average, \$3,600—																																																																																																																																																																														
Radio engineer.....	1 3,800	1 3,800	1 3,800																																																																																																																																																																											
Artist draftsman.....	1 3,600	1 3,600	1 3,600																																																																																																																																																																											
Associate radio engineers.....	4 3,300	1 3,300	1 3,300																																																																																																																																																																											

*Estimates of appropriations required for the service of the fiscal year ending June 30, 1928—Continued*

General object (title of appropriation), date of acts, references to Statutes at Large, or to Revised Statutes, and estimated amount required for each detailed object				Total amount to be appropriated under each head of appropriation	Amount appropriated for the fiscal year ending June 30, 1927
<i>Signal Service of the Army—Continued.</i>					
	Estimated expenditures, 1928 appropriation	Estimated expenditures, 1927 appropriation	Expended and obligated, 1926		
Field service—Continued.					
Salaries and wages—Continued.					
Salary range, \$2,700 to \$3,300; average, \$3,000—					
Electrical engineers.....	No. 8 Salary \$3,000	No. 8 Salary \$3,000	No. 8 Salary \$3,000		
Designing engineer.....	1 3,000	1 3,000	1 3,000		
Assistant radio engineers.....	3 3,000	2 3,000	2 3,000		
Meteorologist.....	1 3,000	1 3,000	1 3,000		
Auditor.....	1 3,000	1 3,000	1 3,000		
Patent specification writer and prosecutor.....	1 3,000	1 3,000	1 3,000		
Associate radio engineer.....	1 3,000	1 3,000	1 3,000		
Radio engineers.....	2 2,850	2 2,850	2 2,850		
Telephone plant engineer.....	1 2,800	1 2,800	1 2,800		
Civil engineer, superintendent of construction....	1 2,700	1 2,700	1 2,700		
Salary range, \$2,400 to \$3,000; average, \$2,700—					
Senior inspector.....	1 2,800	1 2,800	1 2,800		
Civilian assistant.....	1 2,800	1 2,800	1 2,800		
Specification engineers.....	2 2,750	2 2,750	2 2,750		
Telephone engineers.....	2 2,700	2 2,700	2 2,700		
Chief clerks.....	4 2,700	4 2,700	4 2,700		
Inspectors.....	2 2,700	2 2,700	2 2,700		
Electrical assistants.....	3 2,700	3 2,700	3 2,700		
Electrical engineers.....	4 2,700	4 2,700	4 2,700		
Pigeon expert.....	1 2,700	1 2,700	1 2,700		
Cable engineer.....	1 2,640	1 2,640	1 2,640		
Instrument maker.....	1 2,640	1 2,640	1 2,640		
Assistant electrical engineers.....	2 2,550	2 2,550	2 2,550		
Meteorologist.....	1 2,500	1 2,500	1 2,500		
Assistant radio engineer.....	1 2,400	1 2,400	1 2,400		
Salary range, \$2,100 to \$2,700; average, \$2,400—					
Clerks.....	2 2,500	2 2,500	2 2,500		
Expert surveyor and meteorological mechanician.....	1 2,500	1 2,500	1 2,500		
Radio laboratory assistant.....	1 2,400	1 2,400	1 2,400		
Radio inspector.....	1 2,400	1 2,400	1 2,400		
Electrical assistant.....	1 2,400	1 2,400	1 2,400		
Developer and timer.....	1 2,400	1 2,400	1 2,400		
Chief clerks.....	7 2,357	7 2,357	7 2,357		
Radio instrument makers.....	2 2,340	2 2,340	2 2,340		
Telephone and telegraph engineers.....	2 2,320	2 2,320	2 2,320		
Draftsmen.....	3 2,300	3 2,300	3 2,300		
Machinist.....	1 2,300	1 2,300	1 2,300		
Salary range, \$1,860 to \$2,400; average, \$2,100—					
Cabinet maker.....	1 2,240	1 2,240	1 2,240		
Electrical assistants.....	4 2,125	4 2,125	4 2,125		
Foreman carpenter.....	1 2,115	1 2,115	1 2,115		
Clerks.....	2 2,100	2 2,100	2 2,100		
Military storekeeper.....	1 2,100	1 2,100	1 2,100		
Photographic laboratory assistant.....	1 2,100	1 2,100	1 2,100		
Vaultkeeper.....	1 2,100	1 2,100	1 2,100		
Cable electrician.....	1 2,100	1 2,100	1 2,100		
Military radio equipment expert.....	1 2,100	1 2,100	1 2,100		
Chief telegrapher.....	1 2,100	1 2,100	1 2,100		
Draftsmen.....	6 2,083	6 2,083	6 2,083		
Storage battery repairman.....	1 2,040	1 2,040	1 2,040		
Plumber.....	1 2,040	1 2,040	1 2,040		
Radio laboratory assistant.....	1 2,040	1 2,040	1 2,040		
Cable splicer.....	1 2,040	1 2,040	1 2,040		
Salary range, \$1,680 to \$2,040; average, \$1,860—					
Clerks.....	4 1,860	4 1,860	4 1,860		
Draftsmen.....	2 1,860	2 1,860	2 1,860		
Military storekeepers.....	2 1,860	2 1,860	2 1,860		
Photographic laboratory assistants.....	2 1,860	2 1,860	2 1,860		
Meteorological instrument maker.....	1 1,860	1 1,860	1 1,860		
Carpenters.....	4 1,810	4 1,810	4 1,810		
Wireman.....	1 1,800	1 1,800	1 1,800		
Foreman laborer.....	1 1,800	1 1,800	1 1,800		
Salary range, \$1,500 to \$1,860; average, \$1,680—					
Packer.....	1 1,770	1 1,770	1 1,770		
Radio laboratory assistant.....	1 1,740	1 1,740	1 1,740		
Record and order clerk.....	1 1,740	1 1,740	1 1,740		
Radio repairman.....	2 1,740	2 1,740	2 1,740		
Telegraphers.....	5 1,716	5 1,716	5 1,716		
Draftsman.....	2 1,680	2 1,680	2 1,680		
Foremen packers.....	2 1,680	2 1,680	2 1,680		
Title writer and index supervisor.....	1 1,680	1 1,680	1 1,680		
Clerks.....	22 1,677	22 1,677	24 1,677		
Cable splicer.....	1 1,640	1 1,640	1 1,640		
Military storekeepers.....	3 1,640	3 1,640	3 1,640		
Salary range, \$1,320 to \$1,680; average, \$1,500—					
Stockman.....	1 1,500	1 1,500	1 1,500		
Clerks.....	37 1,457	39 1,457	50 1,457		
Assistant plumber.....	1 1,440	1 1,440	1 1,440		
Packer.....	1 1,440	1 1,440	1 1,440		
Photostat operator.....	1 1,440	1 1,440	1 1,440		
Chief telephone operators.....	3 1,440	3 1,440	3 1,440		
Telephone operators.....	3 1,440	3 1,440	3 1,440		

*Estimates of appropriations required for the service of the fiscal year ending June 30, 1928—Continued*

General object (title of appropriation), date of acts, references to Statutes at Large, or to Revised Statutes, and estimated amount required for each detailed object				Total amount to be appropriated under each head of appropriation	Amount appropriated for the fiscal year ending June 30, 1927
<i>Signal Service of the Army—Continued.</i>					
	Estimated expenditures, 1928 appropriation	Estimated expenditures, 1927 appropriation	Expended and obligated, 1926		
Field service—Continued.					
Salaries and wages—Continued.					
Salary range, \$1,140 to \$1,500; average, \$1,320—	Average—	Average—	Average—		
	No. Salary	No. Salary	No. Salary		
Checker.....	1 \$1,380	1 \$1,380	1 \$1,380		
Packers.....	4 1,350	4 1,350	4 1,350		
Laborers.....	12 1,320	12 1,320	12 1,320		
Clerks.....	8 1,253	8 1,253	8 1,253		
Telephone operators.....	18 1,247	18 1,247	18 1,247		
Fireman-gardener.....	1 1,200	1 1,200	1 1,200		
Firemen.....	12 1,200	12 1,200	12 1,200		
Foreman fireman.....	1 1,200	1 1,200	1 1,200		
Salary range, \$1,020 to \$1,260; average, \$1,140—					
Messengers.....	4 1,140	4 1,140	4 1,140		
Laborer.....	1 1,140	1 1,140	1 1,140		
Telephone operators.....	3 1,140	3 1,140	3 1,140		
Firemen.....	3 1,080	3 1,080	3 1,080		
Salary range, \$900 to \$1,140; average, \$1,020—					
Messengers.....	3 1,080	3 1,080	3 1,080		
Janitor.....	1 1,020	1 1,020	1 1,020		
Telephone operators.....	18 1,007	18 1,007	18 1,007		
Salary range, \$780 to \$1,020; average, \$900—					
Messenger.....	1 900	1 900	1 900		
Storekeeper.....	1 900	1 900	1 900		
Telephone operators.....	10 888	10 888	10 888		
Salary range, \$600 to \$780; average, \$690—					
Telephone operators.....	6 760	6 760	6 760		
Carpenter.....	1 750	1 750	1 750		
Draftsman.....	1 626	1 626	1 626		
Cable and telephone repairman and cable splicer.....	1 626	1 626	1 626		
Salary range, \$420 to \$600; average, \$510—					
Charwoman.....	1 600	1 600	1 600		
Stock record clerk.....	1 480	1 480	1 480		
Telephone operators.....	8 465	8 465	8 465		
Carpenter and cabinetmaker.....	1 450	1 450	1 450		
Storehouseman.....	1 420	1 420	1 420		
Machinist and saddler.....	1 420	1 420	1 420		
Driver.....	1 360	1 360	1 360		
Total average number of employees.....	330	328	341		
Total salaries and wages, field service.....	637,419	632,017	650,000		
Deduct expenditures for personal services included in objects named below.....	70,000	73,881	73,881		
Net salaries and wages, field service.....	567,419	558,136	576,119		
01 Total personal services.....	594,119	573,136	591,119		
The difference between 1928 and 1927 is due to—					
Transfer from appropriation "Maintenance fire-control installations".....	\$7,850				
Increase in force.....	13,133				
Total increase.....	20,983				
Supplies and materials:					
0201 Stationery for Signal Corps schools.....	2,500	2,000	2,192		
0202 Office supplies for Signal Corps schools.....	2,100	4,000	2,152		
0203 Drafting.....	300	1,600	327		
0204 Photographic.....	34,000	34,000	31,436		
0204 Photostat.....	3,150	5,000	3,157		
0205 Cleaning and preserving.....	4,000		3,916		
0221 Laboratory.....	3,700	3,660	3,902		
0221 Meteorological.....	11,800	12,900	21,595		
0222 Periodicals and pamphlets.....	500	600	491		
0222 Training.....	5,535	5,651	6,965		
0236 Gasoline and oils, Signal Corps vehicles.....	7,300	7,000	7,276		
0236 Gasoline and oils, Signal Corps equipment.....	1,200	1,000	903		
0250 Pigeon feed.....	2,900	2,000	1,920		
0282 Radio.....	154,539	31,740	93,037		
0282 Visual signal.....	500	500	578		
0282 Telephone and telegraph.....	10,000	6,500	10,001		
0282 Miscellaneous.....	2,250	2,800	2,281		
0282 Incandescent lamps (Fort Monmouth).....	475	475	425		
0282 Fire apparatus (Fort Monmouth).....	800		1,025		
0282 Radio systems.....	20,000	5,000	17,800		
0282 Telephone and telegraph systems.....	4,345	4,345	16,728		
0282 Radio supplies for boats.....	2,500	2,575	2,066		
0282 Mechanics, engineers, and electricians.....	7,800	9,000	7,830		
0282 Sound and flash ranging.....	250		242		
0284 Repair shops.....	5,700	5,500	8,773		
0284 Packing and crating.....	8,500	11,500	10,332		
0286 Hydrogen gas.....	3,000	3,000	1,312		
01 Total supplies and materials.....	300,644	162,346	258,692		

*Estimates of appropriations required for the service of the fiscal year ending June 30, 1928—Continued*

General object (title of appropriation), date of acts, references to Statutes at Large, or to Revised Statutes, and estimated amount required for each detailed object				Total amount to be appropriated under each head of appropriation	Amount appropriated for the fiscal year ending June 30, 1927
<i>Signal Service of the Army—Continued.</i>					
	Estimated expenditures, 1928 appropriation	Estimated expenditures, 1927 appropriation	Expended and obligated, 1926		
Communication service:					
0500 Cablegrams, radiograms, and telegrams.....	\$50,000	\$50,016	\$42,217		
0500 Rental of telegraph lines and equipment.....	10,000	9,984	11,814		
0510 Telephone service.....	200,000	200,000	204,578		
05 Total communication service.....	260,000	260,000	258,609		
Light, power, and water:					
1020 Electric power.....	22,000	22,000	25,302		
1030 Light (Fort Monmouth).....	9,350	9,200	8,633		
1040 Water (Fort Monmouth).....	7,000	4,300	6,048		
1080 Gas (Fort Monmouth).....	625	625	478		
10 Total light, power, and water.....	38,975	36,125	40,461		
Repairs and alterations:					
1200 Buildings (Fort Monmouth).....	9,475	16,350	14,371		
1210 Improvements to grounds (Fort Monmouth).....	1,500	1,225	1,962		
1210 Roads and walks (Fort Monmouth).....	3,700	2,700	2,132		
1220 Water and sewer systems (Fort Monmouth).....	2,750	4,800	2,465		
1260 Radio systems.....	25,000	36,052	24,250		
1260 Telephone and telegraph systems.....	95,655	95,655	108,369		
1280 Radio equipment (organization).....	79,234	75,000	126,574		
1280 Telephone and telegraph equipment (organization).....	18,000	10,400	28,271		
1280 Photographic equipment.....	1,500	1,500	1,368		
1280 Meteorological equipment.....	5,200	2,000	2,244		
1280 Scientific and technical apparatus.....	200	1,200	2,179		
1280 Radio equipment for boats.....	2,500	2,500	2,710		
1280 Electric light system (Fort Monmouth).....	2,150	3,000	642		
1280 Heating system (Fort Monmouth).....	2,975	1,900	3,049		
1280 Typewriters.....	170	100	172		
1280 Fire apparatus (Fort Monmouth).....	950	725	756		
1280 Office and depot equipment.....	400	5,000	390		
12 Total repairs and alterations.....	251,359	259,807	319,904		
Special and miscellaneous current expenses:					
1300 Royalties on patents.....	7,200	7,200	7,200		
1310 Patent fees.....	1,000	1,000	700		
1376 Clock-regulation service.....	1,100	1,000	1,084		
1381 Experimental and development work.....	147,070	77,550	80,398		
13 Total special and miscellaneous expenses.....	156,370	86,750	89,382		
22 Tuition of officers.....	2,150	1,645	950		
Equipment:					
3010 Office for Signal Corps school and laboratory.....	2,600	500	2,594		
3021 Books, maps, and codes.....	1,400	2,600	1,397		
3022 Scientific and technical.....	200	1,700	169		
3022 Laboratory.....	3,000	2,560	6,270		
3022 Photographic.....	4,500	4,500	7,096		
3022 Photostat.....	1,450	1,800	1,419		
3022 Meteorological.....	12,000	9,100	8,560		
3039 Reel carts, wire carts, and accessories.....	5,350	10,000	5,044		
3039 Pigeon service equipment.....	1,100	2,000	2,754		
3039 Radio (organization).....	256,063	414,400	206,206		
3039 Visual signal (organization).....	6,000	2,000	19,551		
3039 Telegraph (organization).....	200	1,640	141		
3039 Telephone (organization).....	1,000	10,000	8,759		
3039 Tool chests and tools (organization).....	100	1,000	26		
3039 Wire.....	250,000				
3039 Replacement of war reserves.....	4,180				
3039 Miscellaneous tools.....			5,063		
3039 Shop equipment.....	2,700	5,000	2,696		
3039 Radio equipment for boats.....	7,413	4,925	2,180		
3039 Training.....	2,109	6,155	2,095		
3039 Miscellaneous.....	3,100	7,350	3,139		
3051 Heating stoves and parts (Fort Monmouth).....	500		1,640		
3053 Telegraph typewriters.....	2,100	2,100	2,100		
3054 Fire apparatus (Fort Monmouth).....	2,750		1,338		
30 Total equipment.....	569,935	488,730	291,037		
Nonstructural improvements:					
3212 Construction radio systems.....	17,000	12,000	43,524		
3212 Construction telephone and telegraph systems.....	35,000	15,000	13,728		
32 Total, nonstructural improvements.....	52,000	27,000	57,252		
Reserve.....		12,983			
Total.....	2,225,552	1,908,522	1,907,406		

*Estimates of appropriations required for the service of the fiscal year ending June 30, 1928—Continued*

General object (title of appropriation), date of acts, references to Statutes at Large, or to Revised Statutes, and estimated amount required for each detailed object				Total amount to be appropriated under each head of appropriation	Amount appropriated for the fiscal year ending June 30, 1927
<b>FORTIFICATIONS</b>					
<b>Maintenance of Fire-Control Installations—</b>					
For operation and maintenance of fire-control installations at seacoast defenses ( <i>act Apr. 15, 1926, vol. 44, p. 267</i> )				\$125, 000. 00	\$140, 576. 00
	Estimated expenditures, 1928 appropriation	Estimated expenditures, 1927 appropriation	Expended and obligated, 1926		
Departmental service:					
Salaries—					
Professional and scientific service—					
Grade 3, \$3,000 to \$3,600; average, \$3,300—	<i>Average—</i>	<i>Average—</i>	<i>Average—</i>		
Associate engineers.....	No. 1 Salary \$3, 000	No. 2 Salary \$3, 000	No. 2 Salary \$3, 000		
Grade 2, \$2,400 to \$3,000; average, \$2,700—	1 2, 400	1 2, 400	1 2, 400		
Assistant engineer.....					
Subprofessional service—					
Grade 5, \$1,680 to \$2,040; average, \$1,860—					
Clerk (draftsman).....		1 2, 040	1 2, 040		
Clerical, administrative, and fiscal service—					
Grade 3, \$1,500 to \$1,860; average, \$1,680—					
Assistant clerks.....		2 1, 680	2 1, 680		
Grade 2, \$1,320 to \$1,680; average, \$1,500—					
Junior clerks.....	2 1, 560	2 1, 560	2 1, 560		
Grade 1, \$1,140 to \$1,500; average, \$1,320—					
Underclerk.....	1 1, 440		1 1, 440		
Custodial service—					
Grade 3, \$1,020 to \$1,260; average, \$1,140—					
Messenger.....		1 1, 020	1 1, 020		
Total average number of employees.....	5	8 1/2	10 1/2		
Total salaries, departmental service.....	10, 000	18, 000	20, 000		
The difference between 1928 and 1927 is due to transfer to appropriation "Signal Service of the Army," \$8,000.					
Field service:					
Salaries and wages—					
Salary range, \$2,700 to \$3,300; average, \$3,000—					
Cable engineer.....	1 3, 100	1 3, 100	1 3, 100		
Salary range, \$2,400 to \$3,000; average, \$2,700—					
Clerk.....	1 2, 500	1 2, 500	1 2, 500		
Salary range, \$1,860 to \$2,400; average, \$2,100—					
Electrical machinist.....	1 2, 240	1 2, 240	1 2, 240		
Shop inspector.....	1 2, 040	1 2, 040	1 2, 040		
Storage battery repairman.....	1 2, 000	1 2, 000	1 2, 000		
Salary range, \$1,500 to \$1,860; average, \$1,680—					
Foreman packer.....	1 1, 770	1 1, 770	1 1, 770		
Clerk.....	1 1, 680	1 1, 680	1 1, 680		
Clerk (assistant).....	1 1, 680	1 1, 680	1 1, 680		
Foreman cable seaman.....	1 1, 660	1 1, 440	1 1, 440		
Inspector buyer.....	1 1, 500	1 1, 500	1 1, 500		
Salary range, \$1,140 to \$1,500; average, \$1,320—					
Cable seamen.....	2 1, 480	2 1, 260	2 1, 260		
Clerks.....	3 1/2 1, 416	3 1/2 1, 416	5 1, 416		
Packers.....	4 1, 340	4 1, 340	4 1, 340		
Total average number of employees.....	19 1/2	19 1/2	21		
Total salaries and wages, field service.....	33, 719	33, 060	35, 060		
Deduct for subsistence.....	659				
Cash payment, salaries and wages.....	33, 060	33, 060	35, 060		
01 Total personal services.....	43, 060	51, 060	55, 060		
Supplies and materials:					
0221 Meteorological.....	400. 00	500. 00	252. 00		
0236 Gasoline and oils.....	250. 00	250. 00	150. 00		
0282 Radio systems.....	1, 060. 00	1, 200. 00	668. 00		
0282 Telephone, telegraph, and cable systems.....	3, 000. 00	2, 500. 00	15, 535. 00		
0286 Hydrogen gas.....	100. 00	100. 00	39. 00		
0296 Paints and painters' supplies.....	250. 00	250. 00	164. 00		
02 Total supplies and materials.....	5, 060. 00	4, 800. 00	16, 808. 00		
10 Electric power.....	1, 000. 00	1, 000. 00	505. 00		
Repairs and alterations:					
1260 Radio systems.....	560. 00	800. 00	495. 00		
1260 Telephone and telegraph systems.....	33, 520. 00	45, 000. 00	43, 930. 00		
1260 Fire-control signal systems.....	5, 000. 00	6, 466. 00	5, 154. 00		
1280 Meteorological.....	300. 00	500. 00	215. 00		
12 Total repairs and alterations.....	39, 380. 00	52, 766. 00	49, 704. 00		
Equipment:					
3053 Cables and accessories.....	35, 750. 00	30, 000. 00	19, 294. 00		
3039 Tool chests and tools.....	500. 00	600. 00	315. 00		
3039 Miscellaneous tools.....	250. 00	350. 00	200. 00		
30 Total equipment.....	36, 500. 00	30, 950. 00	19, 809. 00		
Total.....	125, 000. 00	140, 576. 00	141, 976. 00		

*Estimates of appropriations required for the service of the fiscal year ending June 30, 1928—Continued*

General object (title of appropriation), date of acts, references to Statutes at Large, or to Revised Statutes, and estimated amount required for each detailed object				Total amount to be appropriated under each head of appropriation	Amount appropriated for the fiscal year ending June 30, 1927
<b>Maintenance of Fire-Control Installations, Insular Possessions—</b> For operation and maintenance of fire-control installations at seacoast defenses, insular possessions ( <i>act Apr. 15, 1926, vol. 44, p. 267</i> )-----				\$25, 000. 00	\$26, 000. 00
	Estimated expenditures, 1928 appropriation	Estimated expenditures, 1927 appropriation	Expended and obligated, 1926		
Field service:					
Salaries and wages—	<i>Average—</i>	<i>Average—</i>	<i>Average—</i>		
Salary range, \$2,700 to \$3,300; average, \$3,000—	No. 1 Salary \$3,000	No. 1 Salary \$3,000	No. 1 Salary \$3,000		
Assistant electrical engineer.....	1 2,700	1 2,700	1 2,700		
Salary range, \$2,400 to \$3,000; average, \$2,700—					
Telephone plant engineer.....	1 626	1 626	1 626		
Salary range, \$600 to \$780; average, \$690—					
Cable and telephone repair man and cable splicer.....	2 462	2 462	2 462		
Cable splicers.....					
Salary range, \$420 to \$600; average, \$510—					
Carpenter and cabinetmaker.....	6 8,040	6 8,040	6 8,040		
Total average number of employees.....					
01 Total salaries and wages, field service.....					
Supplies and materials:					
0236 Gasoline and oils.....	50	50	34		
0282 Radio systems.....	750	550	701		
0282 Telephone and telegraph systems.....	2,200	1,500	5,179		
0296 Paints and painters' supplies.....	60	50	25		
02 Total supplies and materials.....	3,050	2,150	5,939		
10 Electric power.....	150	150	613		
Repairs and alterations:					
1260 Radio systems.....	920	500	465		
1260 Telephone and telegraph systems.....	3,400	3,500	3,188		
1260 Fire-control signal systems.....	1,250	2,360	2,752		
12 Total repairs and alterations.....	5,570	6,360	6,405		
Equipment:					
3039 Tool chests and tools.....	675	150	125		
3039 Miscellaneous tools.....	15	150	114		
3053 Cables and accessories.....	7,500	9,000	4,241		
30 Total equipment.....	8,190	9,300	4,480		
Total.....	25,000	26,000	25,000		
<b>Maintenance of Fire-Control Installations, Panama Canal—</b> For operations and maintenance of fire-control installations at seacoast defenses, Panama Canal ( <i>act Apr. 15, 1926, vol. 44, p. 267</i> )-----				15, 000. 00	10, 000. 00
	Estimated expenditures, 1928 appropriation	Estimated expenditures, 1927 appropriation	Expended and obligated, 1926		
Field service:					
Salaries and wages—	<i>Average—</i>	<i>Average—</i>	<i>Average—</i>		
Salary range, \$2,400 to \$3,000; average, \$2,700—	No. 1 Salary \$2,700	No. 1 Salary \$2,700	No. 1 Salary \$2,700		
Electrical assistant.....	1 700	1 700	1 700		
Salary range, \$600 to \$780; average, \$690—					
Laborer.....	1 560	1 560	1 560		
Salary range, \$420 to \$600; average, \$510—					
Laborer.....	3 3,960	3 3,960	3 3,960		
Total average number of employees.....					
01 Total salaries and wages, field service.....					
Supplies and materials:					
0236 Gasoline and oils.....	47	30	160		
0282 Radio systems.....	200	260	944		
0282 Telephone and telegraph systems.....	1,198	500	50		
0296 Paints and painter's supplies.....	50	60	50		
02 Total supplies and materials.....	1,495	790	1,154		
10 Electric power.....	50	50			
Repairs and alterations:					
1260 Radio systems.....	440	200	97		
1260 Telephone and telegraph systems.....	1,192	1,100	969		
1260 Fire control signal systems.....	4,450	800	472		
12 Total repairs and alterations.....	6,082	2,100	1,558		
Equipment:					
3039 Tool chests and tools.....	258	50	14		
3039 Miscellaneous tools.....	7	50			
3053 Cables and accessories.....	3,148	3,000	3,314		
30 Total equipment.....	3,413	3,100	3,328		
Total.....	15,000	10,000	10,000		
Total, fortifications under Signal Corps.....				165, 000. 00	176, 576. 00
Total, military under Signal Corps.....				2, 390, 552. 00	2, 085, 098. 00

*Estimates of appropriations required for the service of the fiscal year ending June 30, 1928—Continued*

General object (title of appropriation), date of acts, references to Statutes at Large, or to Revised Statutes, and estimated amount required for each detailed object				Total amount to be appropriated under each head of appropriation	Amount appropriated for the fiscal year ending June 30, 1927
<b>DEPARTMENTAL</b>					
<b>Salaries, Signal Office—</b>					
Salaries: For personal services in the District of Columbia in accordance with the classification act of 1923 ( <i>act Apr. 15, 1926, vol. 44, p. 267</i> )				\$56, 836. 00	\$56, 965. 00
The services of skilled draftsmen and such other services as the Secretary of War may deem necessary may be employed only in the Signal Office to carry into effect the various appropriations for fortifications and other works of defense, and for the Signal Service of the Army, to be paid from such appropriations, in addition to the foregoing employees appropriated for in the Signal Office: <i>Provided</i> , That the entire expenditures for this purpose for the fiscal year [1927] 1928 shall not exceed [\$33,000] \$36,700, and the Secretary of War shall each year in the Budget report to Congress the number of persons so employed, their duties, and the amount paid to each.					
	Estimated expenditures, 1928 appropriation	Estimated expenditures, 1927 appropriation	Expended and obligated, 1926		
Departmental service:					
Salaries—					
Clerical, administrative, and fiscal service—	<i>Average—</i>	<i>Average—</i>	<i>Average—</i>		
Grade 8, \$2,700 to \$3,300; average, \$3,000—	No. Salary	No. Salary	No. Salary		
Administrative assistant	1 \$2,700	1 \$2,700	1 \$2,700		
Grade 6, \$2,100 to \$2,700; average, \$2,400—					
Principal clerk	1 2,100	1 2,100	1 2,100		
Grade 5, \$1,860 to \$2,400; average, \$2,100—					
Senior clerk	1 2,100	1 2,100	1 2,100		
Grade 4, \$1,680 to \$2,040; average, \$1,860—					
Clerks	7 1,885	7 1,885	7 1,885		
Grade 3, \$1,500 to \$1,860; average, \$1,680—					
Clerks	8 1,747	8 1,747	8 1,747		
Grade 2, \$1,320 to \$1,680; average, \$1,500—					
Clerks	12 1,540	12 1,540	12 1,540		
Grade 1, \$1,140 to \$1,500; average, \$1,320—					
Clerk	1 1,440	1 1,440	1 1,440		
Custodial service—					
Grade 3, \$1,020 to \$1,260; average, \$1,140—					
Messengers	2 1,068	2½ 1,068	2½ 1,068		
Grade 1, \$600 to \$780; average, \$690—					
Junior messenger	1 720	1 720	1 720		
Total number of employees	34	34½	34½		
Total salaries, departmental service	56, 836	56, 965	56, 965		
The difference between 1928 and 1927 is due to—					
Decrease in force	\$359				
Increase in salaries	230				
Net decrease	129				
Total under Signal Corps				2, 447, 388. 00	2, 142, 063. 00
<b>AIR CORPS</b>					
<b>SUPPORT OF THE REGULAR ARMY</b>					
<b>Air [Service] Corps, Army—</b>					
For creating, maintaining, and operating at established flying schools and balloon schools courses of instruction for officers, students, and enlisted men, including cost of equipment and supplies necessary for instruction, purchase of tools, equipment, materials, machines, textbooks, books of reference, scientific and professional papers, instruments and materials for theoretical and practical instruction; for maintenance, repair, storage, and operation of airships, war balloons, and other aerial machines, including instruments, materials, gas plants, hangars, and repair shops, and appliances of every sort and description necessary for the operation, construction, or equipment of all types of aircraft, and all necessary spare parts and equipment connected therewith and the establishment of landing and take-off runways; for purchase of supplies for securing, developing, printing, and reproducing photographs in connection with aerial photography; improvement, equipment, maintenance, and operation of plants for testing and experimental work, and procuring and introducing water, electric light and power, gas and sewerage, including maintenance, operation, and repair of such utilities at such plants; for the procurement of helium gas; salaries and wages of civilian employees as may be necessary, and payment of their traveling and other necessary expenses as authorized by existing law; transportation of materials in connection with consolidation of Air [Service] Corps activities; experimental investigation and purchase and development of new types of aircraft, accessories thereto, and aviation engines, including plans, drawings, and specifications thereof, and the purchase of letters patent, applications for letters patent, licenses under letters patent and applications for letters patent; for the purchase, manufacture, and construction of airships, balloons, and other aerial machines, including instruments, gas plants, hangars, and repair shops, and appliances of every					



*Estimates of appropriations required for the service of the fiscal year ending June 30, 1928—Continued*

General object (title of appropriation), date of acts, references to Statutes at Large, or to Revised Statutes, and estimated amount required for each detailed object	Total amount to be appropriated under each head of appropriation	Amount appropriated for the fiscal year ending June 30, 1927
<p><b>Air [Service] Corps, Army—Continued.</b></p> <p>sort and description necessary for the operation, construction, or equipment of all types of aircraft, and all necessary spare parts and equipment connected therewith; for the marking of military airways where the purchase of land is not involved; for the purchase, manufacture, and issue of special clothing, wearing apparel, and similar equipment for aviation purposes; for all necessary expenses connected with the sale or disposal of surplus or obsolete aeronautical equipment, and the rental of buildings, and other facilities for the handling or storage of such equipment; for the services of not more than four consulting engineers at experimental stations of the Air [Service] Corps as the Secretary of War may deem necessary, at rates of pay to be fixed by him not to exceed \$50 a day for not exceeding fifty days each and necessary traveling expenses, [including a per diem not to exceed \$4 in lieu of subsistence: <i>Provided</i>, That amounts heretofore paid or obligated for such services and expenses are hereby authorized and validated]; purchase of special apparatus and appliances, repairs and replacements of same used in connection with special scientific medical research in the Air [Service] Corps; for maintenance and operation of such Air [Service] Corps printing plants outside of the District of Columbia as may be authorized in accordance with law; for publications, station libraries, special furniture, supplies and equipment for offices, shops, and laboratories; for special services, including the salvaging of wrecked aircraft, <b>[\$15,050,000] \$20,396,300: <i>Provided</i>, That not to exceed [\$2,540,000] \$2,781,908 from this appropriation may be expended for pay and expenses of civilian employees other than those employed in experimental and research work; not exceeding [\$250,000] \$200,000 may be expended for the procurement of helium from the Bureau of Mines, which may be transferred in advance, in amounts as required, to that bureau; not exceeding \$2,200,000 may be expended for experimental and research work with airplanes or lighter-than-air craft and their equipment, including the pay of necessary civilian employees; not exceeding [\$200,000] \$275,000 may be expended for the production of lighter-than-air equipment; not exceeding [\$300,000] \$1,062,935 may be expended for improvement of stations, hangars, and gas plants for the Regular Army and for such other markings and fuel supply stations and temporary shelter as may be necessary, of which \$775,000 shall be immediately available; not less than [\$6,754,000] \$9,492,550 shall be expended for the production and purchase of new airplanes and their equipment, spare parts, and accessories, of which [amount] \$975,000 shall be immediately available and of which not to exceed [\$2,150,000] \$3,000,000 shall be available for the payment of obligations incurred under the contract authorization for these purposes carried in the War Department appropriation act for the fiscal year [1926] 1927, approved [February 12, 1925] April 15, 1926; not more than \$6,000 may be expended for settlement of claims (not exceeding \$250 each) for damages to persons and private property resulting from the operation of aircraft at home and abroad when each claim is substantiated by a survey report of a board of officers appointed by the commanding officer of the nearest aviation post and approved by the Chief of Air [Service] Corps and the Secretary of War: <i>Provided further</i>, That section 3648, Revised Statutes, shall not apply to subscriptions for foreign and professional newspapers and periodicals to be paid for from this appropriation: <i>Provided further</i>, That none of the funds appropriated under this title shall be used for the purpose of giving exhibition flights to the public other than those under the control and direction of the War Department, and if such flights are given by Army personnel upon other than Government fields a bond of indemnity, in such sum as the Secretary of War may require for damages to person or property shall be furnished the Government by the parties desiring the exhibition: <i>Provided further</i>, That in addition to the amount herein appropriated and specified for expenditure for the production and purchase of new airplanes and their equipment, spare parts, and accessories, the Chief of Air [Service] Corps, when authorized by the Secretary of War, may enter into contracts prior to July 1, 1929, for the production and purchase of new airplanes and their equipment, spare parts, and accessories to an amount not in excess of [\$3,000,000] \$4,000,000, and his action in so doing shall be deemed a contractual obligation of the Federal Government for the payment of the cost thereof.</b></p> <p>The sum of <b>[\$11,575] \$95,784</b> of the appropriation for the Air [Service] Corps for the fiscal year [1924] 1925 contained in the "Act making appropriations for the military and nonmilitary activities of the War Department for the fiscal year ending June 30, [1924] 1925, and for other purposes," approved [March 2, 1923] June 7, 1924, shall remain available until June 30, [1927] 1928, for the payment of obligations incurred under contracts executed prior to July 1, [1924] 1925 (acts May 10, 1920, vol. 41, p. 594; June 4, 1920, vol. 41, p. 768; Apr. 15, 1926, vol. 44, p. 268)-----</p>	<p>\$20, 396, 300. 00</p>	<p>\$15, 050, 000. 00</p>

*Estimates of appropriations required for the service of the fiscal year ending June 30, 1928—Continued*

General object (title of appropriation), date of acts, references to Statutes at Large, or to Revised Statutes, and estimated amount required for each detailed object				Total amount to be appropriated under each head of appropriation	Amount appropriated for the fiscal year ending June 30, 1927
<b>Air [Service] Corps, Army—Continued.</b>					
	Estimated expenditures, 1928 appropriation	Estimated expenditures, 1927 appropriation	Expended and obligated, 1926		
<b>Departmental service:</b>					
<b>Salaries—</b>					
Professional and scientific service—					
Grade 3, \$3,000 to \$3,600; average, \$3,300—					
Associate attorney	Average— No. Salary	Average— No. Salary	Average— No. Salary		
Associate engineers	1 3,000	1 3,000	1 3,000		
Associate patent examiner	1 3,000	1 3,000	1 3,000		
Grade 2, \$2,400 to \$3,000; average, \$2,700—					
Assistant attorney	1 2,700	1 2,700	1 2,700		
<b>Subprofessional service—</b>					
Grade 6, \$1,800 to \$2,400; average, \$2,130—					
Senior laboratory mechanic	1 2,300	1 2,300	1 2,300		
Senior engineering draftsman	1 2,300	1 2,300	1 2,300		
Grade 5, \$1,680 to \$2,040; average, \$1,860—					
Engineering draftsmen	3 1,860	3 1,860	3 1,860		
<b>Clerical, administrative, and fiscal service—</b>					
Grade 11, \$3,800 to \$5,000; average, \$4,400—					
Assistant accountant and auditor	1 4,000	1 4,000	1 4,000		
Grade 9, \$3,000 to \$3,600; average, \$3,300—					
Senior administrative assistants	4 3,075	4 3,000	4 3,000		
Grade 7, \$2,400 to \$3,000; average, \$2,700—					
Junior administrative assistants	3 2,550	3 2,623	3 2,623		
Grade 6, \$2,100 to \$2,700; average, \$2,400—					
Principal clerks	3 2,633	3 2,633	3 2,633		
Business specialists	1 2,700	1 2,700	1 2,700		
Transportation rate and traffic auditor	1 2,300	1 2,300	1 2,300		
Grade 5, \$1,860 to \$2,400; average, \$2,130—					
Senior accounting and auditing assistant	1 2,400	1 2,400	1 2,400		
Senior photographer	1 2,300	1 2,300	1 2,300		
Senior clerk	1 2,300	1 2,300	1 2,300		
Grade 4, \$1,680 to \$2,040; average, \$1,860—					
Clerk	1 2,040	1 2,040	1 2,040		
Transportation and traffic clerk	1 1,740	1 1,740	1 1,740		
Grade 3, \$1,500 to \$1,860; average, \$1,680—					
Assistant clerk	1 1,680	1 1,680	1 1,680		
Assistant photographer	1 1,500	1 1,500	1 1,500		
Total average number of employees	4	27 1/2	26 1/2		
Total salaries, departmental service	12,000	68,951	68,842		
<b>Field service:</b>					
<b>Salaries and wages—</b>					
Salary range, \$5,200 to \$6,000; average, \$5,600—					
Senior educationist	1 6,000	1 6,000	1 6,000		
Legal assistant	1 5,200	1 5,200	1 5,200		
Cost accountant	1 5,200	1 5,200	1 5,200		
Salary range, \$3,900 to \$5,000; average, \$4,400—					
Parachute engineer	1 4,800	1 4,800	1 4,800		
Architectural engineer	1 5,000	1 5,000	1 5,000		
Aeronautical engineers	10 4,180	9 4,225	10 4,234		
Mechanical engineers	2 4,450	2 4,450	2 4,450		
Material-testing engineer	1 4,800	1 4,800	1 4,800		
Structural engineer	1 3,800	1 3,800	1 3,800		
Planning engineer	1 4,200	1 4,200	1 4,200		
Radio engineer	1 4,000	1 4,000	1 4,000		
Consulting engineer	1 4,800	1 4,800	1 4,800		
Physicist	1 4,200	1 4,200	1 4,200		
Salary range, \$3,300 to \$3,900; average, \$3,600—					
Aeronautical engineers	2 3,350	2 3,350	2 3,350		
Associate aeronautical engineers	4 3,425	5 3,417	6 3,417		
Associate mechanical engineer	1 3,600	1 3,600	1 3,600		
Technologists	2 3,800	2 3,800	2 3,800		
Metallurgist	1 3,800	1 3,800	1 3,800		
Patent expert	1 3,800	1 3,800	1 3,800		
Senior purchasing agent	1 3,600	1 3,600	1 3,600		
Factory superintendent	1 3,600	1 3,600	1 3,600		
Parachute engineer	1 3,600	1 3,600	1 3,600		
Production supervisors	2 3,700	2 3,700	2 3,700		
Salary range, \$3,000 to \$3,600; average, \$3,300—					
Aeromechanical engineers	4 3,225	4 3,225	6 3,149		
Associate aeronautical engineers	3 3,000	2 3,000	3 3,222		
Civilian assistant to executive officer	1 3,400	1 3,400	1 3,400		
Division superintendent of airways	1 3,400	1 3,400	1 3,400		
Test pilots	1 3,400	1 3,400	1 3,350		
Associate structural engineers	1 3,200	1 3,200	2 3,200		
General foremen	3 3,400	3 3,400	3 3,400		
Technical editor (aero)	1 3,400	1 3,400	1 3,400		
Associate electrical engineers	2 3,250	2 3,250	2 3,250		
Expert airship mechanic	1 3,300	1 3,300	1 3,300		
Superintendent of maintenance	1 3,200	1 3,200	1 3,200		
Associate technologists	1 3,200	1 3,200	1 3,200		
Inspectors of airplanes and engines	2 3,033	2 3,033	3 3,033		
Salary range, \$2,700 to \$3,300; average, \$3,000—					
Inspectors of airplanes and engines	10 2,960	10 2,960	10 2,960		
Aeronautical mechanical engineers	2 2,800	2 2,800	3 2,766		
Assistants to chief of technical branch	5 2,740	5 2,740	5 2,740		
Aeronautical engineer	1 3,000	1 3,000	1 3,000		
Senior instructors	3 2,800	3 2,800	3 2,766		
Associate mechanical engineers	3 3,000	3 3,000	3 3,000		
Foremen	10 2,953	3 2,953	3 2,953		
Employment manager	1 3,000	1 3,000	1 3,000		
Supervisor	1 3,000	1 3,000	1 3,000		

*Estimates of appropriations required for the service of the fiscal year ending June 30, 1928—Continued*

General object (title of appropriation), date of acts, references to Statutes at Large, or to Revised Statutes, and estimated amount required for each detailed object	Estimated expenditures, 1928 appropriation		Estimated expenditures, 1927 appropriation		Expended and obligated, 1926		Total amount to be appropriated under each head of appropriation	Amount appropriated for the fiscal year ending June 30, 1927
Air [Service] Corps, Army—Continued.								
Field service—Continued.								
Salaries and wages—Continued.								
Salary range, \$2,400 to \$3,000; average, \$2,700—	Average—		Average—		Average—			
	No.	Salary	No.	Salary	No.	Salary		
Assistant instructors	2	\$2,550	2	\$2,550	2	\$2,550		
Technical assistants	5	2,568	5	2,568	5	2,568		
Inspectors	18	2,600	16	2,600	16½	2,595		
Foremen	9	2,786	9	2,786	10½	2,782		
Machinists	2	2,520	2	2,520	2	2,520		
Assistant mechanical engineers	9	2,660	9	2,660	11½	2,708		
Aeronautical mechanical engineer					1	3,000		
Tool expert	1	2,620	1	2,620	1	2,620		
Factory superintendent	1	2,800	1	2,800	1	2,800		
Chief clerks	3	2,853	3	2,853	3	2,853		
Chief draftsman	1	2,700	1	2,700	1	2,700		
Illustrative draftsmen	1	2,700	1	2,700	1½	2,750		
Physiologist	1	2,500	1	2,500	1	2,500		
Metallurgist, associate	1	3,000	1	3,100	1	3,100		
Aero engineers	8	2,810	8	2,810	9½	2,803		
Patent specification writer					1	2,400		
Physicist, associate	1	3,000	1	3,000	1	3,000		
Photographers, aero	4	2,699	4	2,699	4	2,699		
Production estimators	3	2,713	3	2,713	3	2,713		
Mechanic	1	2,520	1	2,520	1	2,520		
Materials testing engineer	1	2,600	1	2,600	1	2,600		
Supervisors, planning	1	2,750	1	2,750	1½	2,750		
Radio engineers	2	2,850	2	2,850	2½	2,850		
Assistant structural engineers	2	2,750	2	2,750	2	2,750		
Associate aero chemists	2	3,000	2	3,000	2½	2,900		
Aero designers	2	2,810	2	2,810	19½	2,806		
Chief storekeeper	1	3,000	1	3,000	1	3,000		
Assistant electrical engineers	1	2,636	1	2,636	1½	2,633		
Oxygen engineer	1	2,800	1	2,800	1	2,800		
Traffic manager	1	2,800	1	2,800	1	2,800		
Salary range, \$2,100 to \$2,700; average, \$2,400—								
Instructors	9	2,300	9	2,300	9½	2,293		
Inspectors	52	2,364	52	2,364	52½	2,399		
Aviation mechanics	14	2,383	7	2,383	8	2,383		
Technical assistants	5	2,460	1	2,300	1	2,300		
Clerks	15	2,424	15	2,424	17	2,422		
Assistant chemists	3	2,100	3	2,100	3	2,100		
Draftsmen	20	2,400	20	2,400	22½	2,400		
Warehouse superintendents	2	2,450	2	2,450	2	2,450		
Machinist	1	2,340	1	2,340	1	2,340		
Mechanics	23	2,410	13	2,410	14½	2,495		
Laboratorians	1	2,250	1	2,250	2	2,250		
Tool experts	1	2,100	1	2,100	1½	2,100		
Foreman					1	2,230		
Commodity supervisor	1	2,600	1	2,600	1	2,600		
Chief engineer	1	2,220	1	2,220	1	2,220		
Editorial assistants	2	2,400	2	2,400	3	2,400		
Linotype operators	1	2,348	1	2,348	1½	2,348		
Employment manager	1	2,300	1	2,300	1	2,300		
Aero instrument makers	9	2,390	9	2,390	10½	2,392		
Assistant wood technologist	1	2,400	1	2,400	1	2,400		
Assistant aero engineers	8	2,410	8	2,410	9½	2,434		
Assistant architectural engineer	1	2,400	1	2,400	1	2,400		
Assistant instrument engineer					½	2,300		
Junior purchasing agent	1	2,300	1	2,300	1	2,300		
Foremen	10	2,510	10	2,510	11½	2,510		
Translator	1	2,300	1	2,300	1	2,300		
Photographers	1	2,400	1	2,400	1½	2,421		
Watchmakers					2	2,450		
Salary range, \$1,860 to \$2,400; average, \$2,130—								
Foremen	15	2,194	15	2,194	17½	2,198		
Machinists	47	2,108	47	2,108	47½	2,108		
Mechanics	102	2,044	102	2,044	105½	2,060		
Airplane mechanics	46	2,079	46	2,079	46½	2,079		
Motor mechanics	7	2,225	7	2,225	7	2,225		
Pressman	1	2,200	1	2,200	1	2,200		
Laboratory worker	1	2,100	1	2,100	1	2,100		
Draftsmen	14	2,095	14	2,095	15½	2,095		
Clerks	35	2,088	34	2,088	38½	2,087		
Assistant physiologist	1	2,100	1	2,100	1	2,100		
Translators	2	2,100	1	2,100	1	2,100		
Storekeepers	7	2,057	7	2,057	8½	2,062		
Inspectors	40	2,045	10	2,104	10	2,104		
Commodity supervisors	2	2,248	2	2,248	2	2,248		
Chief operator, gas plant	1	2,100	1	2,100	1	2,100		
Technical assistants	6	2,115	6	2,115	7	2,083		
Chief plant protection	1	2,400	1	2,400	1	2,400		
Photographers	2	2,110	2	2,110	3½	2,115		
Blueprint operators	2	1,960	2	1,960	2	1,960		
Garage superintendent	1	2,100	1	2,100	1	2,100		
Flight test observers	3	2,200	3	2,200	3½	2,190		
Test pilot					1	2,220		
Laboratorian	1	2,020	1	2,020	1	2,020		
Composer	1	2,100	1	2,100	1	2,100		
Junior aero engineers	9	2,010	9	2,010	9½	2,019		
Junior mechanical engineers	3	2,150	3	2,150	2½	2,150		
Junior structural engineer	1	2,100	1	2,100	1	2,100		
Junior electrical engineer	1	2,200	1	2,200	1	2,200		
Instructors	5	2,100	5	2,100	6	2,100		
Salary range, \$1,680 to \$2,040; average, \$1,860—								
Clerks	24	1,808	24	1,808	32½	1,810		
Mechanics	100	1,810	100	1,810	113	1,846		

## Estimates of appropriations required for the service of the fiscal year ending June 30, 1928—Continued

General object (title of appropriation), date of acts, references to Statutes at Large, or to Revised Statutes, and estimated amount required for each detailed object	Estimated expenditures, 1928 appropriation		Estimated expenditures, 1927 appropriation		Expended and obligated, 1926		Total amount to be appropriated under each head of appropriation	Amount appropriated for the fiscal year ending June 30, 1927
Air [Service] Corps, Army—Continued.								
Field service—Continued.								
Salaries and wages—Continued.								
Salary range, \$1,680 to \$2,040; average, \$1,860—Con.	Average—		Average—		Average—			
	No.	Salary	No.	Salary	No.	Salary		
Gas-plant operator	1	\$1,740	1	\$1,740	1	\$1,740		
Senior storekeepers	15	1,761	16	1,760	16	1,781		
Airplane mechanics	103	1,832	103	1,832	107½	1,834		
Stenographers	4	1,776	4	1,776	5	1,776		
Aero computers	2	1,950	2	1,950	2½	1,951		
Machinists	33	1,942	33	1,942	33½	1,942		
Instrument makers	2	1,741	2	1,741	2½	1,746		
Motor mechanics	30	1,921	30	1,921	30½	1,924		
Inspectors	2	2,000	2	2,000	2	2,000		
Foremen	10	1,697	10	1,697	12½	1,702		
Pressman	1	1,680	1	1,680	1	1,680		
Radio operator	1	1,800	1	1,800	1	1,800		
Purchasing agents	2	1,855	2	1,855	2	1,855		
Truckmaster	1	2,030	1	2,030	1	2,030		
Technical assistants	15	1,793	15	1,793	17	1,793		
Commodity supervisors	9	1,826	9	1,826	9	1,826		
Salary range, \$1,500 to \$1,860; average, \$1,680—								
Librarians	3	1,680	3	1,680	3	1,680		
Clerks	34	1,630	30	1,630	35½	1,634		
Stenographers	19	1,708	11	1,708	12½	1,711		
Typists	5	1,670	5	1,670	5	1,670		
Motor mechanics	28	1,642	28	1,642	28½	1,639		
Airplane mechanics	56	1,662	37	1,662	37½	1,664		
Mechanics	64	1,708	64	1,708	64½	1,708		
Radio operators	1	1,806	1	1,806	1½	1,806		
Instrument repairmen	2	1,540	2	1,540	2	1,540		
Storekeepers	18	1,833	14	1,833	14½	1,833		
Junior commodity supervisors	2	1,642	2	1,642	2½	1,642		
Camera repairman	1	1,560	1	1,560	1	1,560		
Stock keepers	2	1,680	2	1,680	2	1,680		
Technical assistants	4	1,705	4	1,705	4	1,705		
Truckmaster	1	1,620	1	1,620	1	1,620		
Checkers	10	1,610	10	1,610	10½	1,640		
Inspectors	2	1,650	2	1,650	2	1,650		
Editorial assistants	2	1,590	2	1,590	2	1,590		
Chief of guards	2	1,660	2	1,660	4	1,665		
Packers	3	1,790	3	1,790	4	1,761		
Machinists	10	1,675	10	1,675	11	1,675		
Firemen	2	1,740	2	1,740	2½	1,740		
Registered nurse	1	1,740	1	1,740	1	1,740		
Laborers, skilled	2	1,660	2	1,660	2	1,660		
Mechanic's helper	1	1,740	1	1,740	1	1,740		
Tractor driver	1	1,607	1	1,607	1	1,607		
Truckmasters	2	1,710	2	1,710	2	1,710		
Plant protection, assistant chiefs	2	1,800	2	1,800	2	1,800		
Office-appliance operators	2	1,680	2	1,680	2	1,680		
Salary range, \$1,320 to \$1,680; average, \$1,500—								
Clerks	53	1,483	52	1,483	66½	1,483		
Stenographers	40	1,489	40	1,489	47½	1,486		
Translator					1	1,500		
Typists	14	1,464	11	1,464	13	1,464		
Mechanics	21	1,518	21	1,518	21	1,518		
Airplane mechanics	38	1,491	8	1,491	8½	1,493		
Motor mechanics	4	1,485	4	1,485	4	1,485		
Laborers	18	1,440	18	1,440	20½	1,449		
Commodity supervisors	2	1,424	2	1,424	2½	1,425		
Assistant storekeepers	26	1,496	26	1,496	26½	1,506		
Firemen, stationary boiler	23	1,471	23	1,471	24½	1,456		
Guards	50	1,470	50	1,470	53½	1,468		
Packers	9	1,440	9	1,440	9	1,440		
Junior commodity supervisors	11	1,412	11	1,412	11	1,412		
Instrument repair man	1	1,440	1	1,440	1	1,440		
Mechanic's helpers	12	1,448	12	1,448	13	1,448		
Office-appliance operators	2	1,430	2	1,430	2½	1,434		
Chauffeurs	11	1,499	11	1,499	15½	1,485		
Machinists	1	1,452	1	1,452	1½	1,452		
Foremen	1	1,453	1	1,453	4	1,453		
Fire fighters	9	1,500	9	1,500	9½	1,500		
Junior storekeeper	1	1,500	1	1,500	1	1,500		
Truck drivers	9	1,500	9	1,500	10½	1,533		
Checkers	7	1,363	7	1,363	7	1,363		
Draftsmen	3	1,480	3	1,480	3½	1,481		
Salary range, \$1,140 to \$1,500; average, \$1,320—								
Clerks	51	1,321	51	1,321	55½	1,313		
Stenographers	43	1,307	43	1,307	45½	1,307		
Typists	35	1,245	35	1,245	37	1,235		
Guards	48	1,294	48	1,294	50½	1,288		
Janitors	8	1,299	8	1,299	8	1,299		
Mechanics	30	1,355	11	1,355	11½	1,355		
Motor mechanics	1	1,260	1	1,260	1½	1,260		
Mechanics' helpers	68	1,333	54	1,333	54½	1,317		
Laborers	24	1,236	24	1,236	24½	1,236		
Assistant foreman	1	1,263	1	1,263	1	1,263		
Assistant storekeepers	8	1,275	5	1,275	5	1,275		
Industrial engineering aids	3	1,230	3	1,230	3½	1,233		
Packers	2	1,410	2	1,410	2	1,410		
Assistant draftsman	1	1,260	1	1,260	1	1,260		
Radio operators	3	1,320	3	1,320	3½	1,320		
Office appliance operators	3	1,224	3	1,224	3½	1,224		
Chauffeurs	4	1,390	4	1,390	5	1,390		
Telephone operators	1	1,200	1	1,200	1½	1,200		
Assistant welfare workers	2	1,360	2	1,360	1½	1,381		
Seamstresses	2	1,290	2	1,290	2	1,290		

*Estimates of appropriations required for the service of the fiscal year ending June 30, 1928—Continued*

General object (title of appropriation), date of acts, references to Statutes at Large, or to Revised Statutes, and estimated amount required for each detailed object						Total amount to be appropriated under each head of appropriation		Amount appropriated for the fiscal year ending June 30, 1927		
Air [Service] Corps, Army—Continued.										
						Estimated expenditures, 1928 appropriation	Estimated expenditures, 1927 appropriation	Expended and obligated, 1926		
						Average— No. 2 Salary \$1,170	Average— No. 2 Salary \$1,170	Average— No. 2 Salary \$1,170		
Field service—Continued.										
Salaries and wages—Continued.										
Salary range, \$1,020 to \$1,260; average, \$1,140—										
Clerks										
Fireman								1	1,140	
Messenger								1	1,140	
Laborers						56	1,086	57	1,088	
Assistant storekeeper								1	1,098	
Janitors						2	1,085	29	1,085	
Mechanics' helpers						4	1,075	3	1,079	
Typists						2	1,140	2	1,128	
Apprentice draftsmen						4	1,140	4	1,128	
Junior telephone operator						1	1,080	1	1,080	
Salary range, \$900 to \$1,140; average, \$1,020—										
Assistant storekeepers						2	960	2	960	
Telephone operators						5	1,008	5	1,008	
Clerk						1	900	1	900	
Laborers						62	1,043	68	1,036	
Mechanics' helpers						6	891	2	891	
Junior storekeepers						1	960	1	966	
Typists						2	940	2	951	
Janitors						19	1,028	23	1,034	
Apprentice draftsmen						3	900	4	908	
Laundress						1	1,100	1	1,100	
Charwoman						1	1,000	1	1,000	
Office appliance operator								1	1,020	
Salary range, \$780 to \$1,020; average, \$900—										
Watchman						1	960	1	960	
Janitors						4	900	5	873	
Messengers						6	835	6	835	
Laborers						89	904	102	890	
Clerk						1	840	1	840	
Typist						1	840	1	840	
Storekeepers						1	720	1	720	
Press feeders						2	960	2	960	
Salary range, \$600 to \$780; average, \$690—										
Translator						1	750	1	750	
Mechanics						6	720	6	720	
Charwoman						1	780	1	780	
Messengers						8	652	12	652	
Helpers						4	630	4	630	
Salary range, \$420 to \$600; average, \$510—										
Clerks						4	576	2	576	
Typists						3	512	3	512	
Mechanics						16	540	2	540	
Helpers						4	630	1	574	
Salary range, \$180 to \$420; average, \$300—										
Messenger boy						1	180	1	180	
Laborers						14	280	3	240	
Per diem employees (temporary)						60	40,000	62	34,939	
Total average number of employees						2,470	2,273	2,493		
Total salaries and wages, field service						4,210,316	3,896,956	4,285,038		
Deduct allowances for subsistence, lodging, etc.						29,020	29,020	29,260		
Cash payment, salaries and wages						4,181,296	3,867,936	4,255,778		
01 Total personal services						4,183,296	3,936,887	4,324,620		
The difference between 1928 and 1927 is due to increase in force, \$256,409.										
Supplies and materials:										
0200 Photographic and office supplies						167,724	178,975	186,782		
0220 Scientific and educational supplies						8,175	7,748	8,598		
0230 Fuel						970,191	790,408	933,992		
0240 Wearing apparel and sewing supplies						20,000	40,000	38,895		
0280 Sundry supplies						301,326	304,019	373,567		
0290 Materials (not specifically allocated)						26,400	24,659	27,400		
02 Total supplies and materials						1,493,816	1,345,809	1,569,234		
06 Travel expenses						117,025	118,465	117,564		
07 Transportation of things (service)						240,750	156,626	145,419		
08 Printing and binding						2,285	2,286	2,547		
10 Furnishing of electric power, water, etc.						35,060	31,809	35,544		
12 Repairs and alterations						2,177,998	1,190,998	1,168,579		
13 Special and miscellaneous expenses						777,720	752,271	985,312		
Equipment:										
3010 Furniture, furnishings, and fixtures						6,630	7,147	7,932		
3020 Educational and scientific equipment						306,615	252,084	253,851		
3030 Aircraft, engines, accessories, and hangars						9,878,628	7,639,586	7,252,555		
3050 Machinery and life-saving equipment						280,601	253,738	235,588		
30 Total equipment						10,480,474	8,132,567	7,749,926		
32 Gas plants, technical structures, and runways						871,886	1,152,800	652,682		
53 Settlement of damages by aircraft						6,000	6,000	1,500		
Total						20,396,300	16,825,667	16,752,922		

## Estimates of appropriations required for the service of the fiscal year ending June 30, 1928—Continued

General object (title of appropriation), date of acts, references to Statutes at Large, or to Revised Statutes, and estimated amount required for each detailed object				Total amount to be appropriated under each head of appropriation	Amount appropriated for the fiscal year ending June 30, 1927
<b>DEPARTMENTAL</b>					
<b>Salaries, Office of Chief of Air [Service] Corps—</b> Salaries: For personal services in the District of Columbia in accordance with the classification act of 1923, (act Apr. 15, 1926, vol. 44, p. 270) ----- The services of legal assistant, aeronautical engineers, skilled draftsmen, and such technical and other services as the Secretary of War may deem necessary, may be employed only in the office of the Chief of Air [Service] Corps to carry into effect the various appropriations for aeronautical purposes, to be paid from such appropriations, in addition to the foregoing employees appropriated for in the office of the Chief of Air [Service] Corps: <i>Provided</i> , That the entire expenditure for this purpose for the fiscal year [1927] 1928 shall not exceed [\$70,000] \$12,000, and the Secretary of War shall each year in the Budget report to Congress the number of persons so employed, their duties, and the amount paid to each (acts June 4, 1920, vol. 41, p. 768; Apr. 15, 1926, vol. 44, p. 270).				\$206, 294. 00	\$206, 694. 00
	Estimated expenditures, 1928 appropriation	Estimated expenditures, 1927 appropriation	Expended and obligated, 1926		
Departmental service:					
Salaries—					
Clerical, administrative, and fiscal service—	Average—	Average—	Average—		
Grade 9, \$3,000 to \$3,600; average, \$3,300—	No. 1 Salary \$3,000	No. 1 Salary \$3,000	No. 1 Salary \$3,000		
Senior administrative assistant-----	1 2,900	1 2,900	1 2,900		
Grade 7, \$2,400 to \$3,000; average, \$2,700—					
Junior administrative assistant-----	1 2,900	1 2,900	1 2,900		
Grade 6, \$2,100 to \$2,700; average, \$2,400—					
Principal clerks-----	2 2,400	2 2,400	2 2,400		
Grade 5, \$1,800 to \$2,400; average, \$2,100—					
Senior clerks-----	4 1,980	4 1,980	4 1,980		
Grade 4, \$1,680 to \$2,040; average, \$1,860—					
Clerks-----	4 1,824	4 1,820	4 1,824		
Clerk-stenographers-----	7 1,886	7 1,886	6 1,886		
Grade 3, \$1,500 to \$1,860; average, \$1,680—					
Assistant clerks-----	18 1,653	17 1,642	17 1,661		
Assistant clerk-stenographers-----	28 1,623	28 1,620	27 1,603		
Grade 2, \$1,320 to \$1,680; average, \$1,500—					
Junior clerks-----	18 1,563	18 1,560	18 1,564		
Junior clerk-typists-----	8 1,325	8 1,325	8 1,325		
Junior clerk-stenographers-----	21 1,393	21 1,393	21 1,373		
Grade 1, \$1,140 to \$1,500; average, \$1,320—					
Underclerks-----	2 1,200	2 1,200	2 1,200		
Underoperator, office devices-----	1 1,440	1 1,440	1 1,440		
Undertypists-----	3 1,140	3 1,140	3 1,140		
Subprofessional service—					
Grade 4, \$1,500 to \$1,860; average, \$1,680—					
Assistant social service worker-----	1 1,680	1 1,680	1 1,680		
Junior library assistants-----	4 1,590	4 1,590	4 1,590		
Grade 3, \$1,320 to \$1,680; average, \$1,500—					
Underlibrary assistant-----	1 1,320	1 1,320	1 1,320		
Custodial service—					
Grade 3, \$1,020 to \$1,260; average, \$1,140—					
Messengers-----	5 1,044	4 1,050	4 1,050		
Senior laborers-----	2 1,020	2 1,020	2 1,020		
Total average number of employees-----	131	129	131		
Total salaries, departmental service-----	206, 294	203, 594	206, 248		
Reserve-----		2, 700			
Total-----	206, 294	206, 294	206, 248		
The difference between 1928 and 1927 is due to increase in force, \$2,700.					
Total under Air Corps-----				20, 602, 594. 00	15, 256, 694. 00

*Estimates of appropriations required for the service of the fiscal year ending June 30, 1928—Continued*

General object (title of appropriation), date of acts, references to Statutes at Large, or to Revised Statutes, and estimated amount required for each detailed object	Total amount to be appropriated under each head of appropriation	Amount appropriated for the fiscal year ending June 30, 1927
--	--	--

## MEDICAL DEPARTMENT

## SUPPORT OF THE REGULAR ARMY

*Medical and Hospital Department—*

For the manufacture and purchase of medical and hospital supplies, including disinfectants, for military posts, camps, hospitals, hospital ships, and transports, for laundry work for enlisted men and Army nurses while patients in a hospital, and supplies required for mosquito destruction in and about military posts in the Canal Zone; for the purchase of veterinary supplies and hire of veterinary surgeons; for expenses of medical supply depots; for medical care and treatment not otherwise provided for, including care and subsistence in private hospitals of officers, enlisted men, and civilian employees of the Army, of applicants for enlistment, and of prisoners of war and other persons in military custody or confinement, when entitled thereto by law, regulation, or contract: *Provided*, That this shall not apply to officers and enlisted men who are treated in private hospitals or by civilian physicians while on furlough; for the proper care and treatment of epidemic and contagious diseases in the Army or at military posts or stations, including measures to prevent the spread thereof, and the payment of reasonable damages not otherwise provided for for bedding and clothing injured or destroyed in such prevention; for the pay of male and female nurses, not including the Army Nurse Corps, and of cooks and other civilians employed for the proper care of sick officers and soldiers, under such regulations fixing their number, qualifications, assignments, pay, and allowances as shall have been or shall be prescribed by the Secretary of War; for the pay of civilian physicians employed to examine physically applicants for enlistment and enlisted men and to render other professional services from time to time under proper authority; for the pay of other employees of the Medical Department; for tuition of officers of the Medical Department, including the Army Nurse Corps, under section 127-a of the Army reorganization act approved June 4, 1920; for the payment of express companies and local transfers employed directly by the Medical Department for the transportation of medical and hospital supplies, including bidders' samples and water for analysis; for supplies for use in teaching the art of cooking to the enlisted force of the Medical Department; for the supply of the Army and Navy Hospital at Hot Springs, Arkansas; for advertising, laundry, and all other necessary miscellaneous expenses of the Medical Department, **[\$949,605] \$1,087,370: Provided**, That no part of this appropriation shall be used for payment of any expense connected with the publication of the Medical and Surgical History of the War with Germany (*acts June 4, 1920, vol. 41, p. 785; Apr. 15, 1926, vol. 44, p. 270*)

\$1, 087, 370. 00

\$949, 605. 00

	Estimated expenditures, 1928 appropriation		Estimated expenditures, 1927 appropriation		Expended and obligated, 1926	
	Average— No.	Salary	Average— No.	Salary	Average— No.	Salary
Field service:						
Salaries and wages—						
Salary range, \$3,300 to \$3,900; average, \$3,600—						
Chemist	1	\$3,300	1	\$3,300	1	\$3,300
Salary range, \$2,700 to \$3,300; average, \$3,000—						
Sanitary inspector	1	3,300	1	3,300	1	3,300
Salary range, \$2,400 to \$3,000; average, \$2,700—						
Clerk	1	2,700	1	2,700	1	2,700
Instructor	1	2,700	1	2,700	1	2,700
Salary range, \$2,100 to \$2,700; average, \$2,400—						
Chemist					1	2,600
Electrician	1	2,500	1	2,500	1	2,500
Clerks	4	2,275	4	2,275	4	2,250
Salary range, \$1,860 to \$2,400; average, \$2,100—						
Clerks	4	2,155	4	2,155	5	2,184
Laundry operative	1	2,100	1	2,100	1	2,100
Salary range, \$1,680 to \$2,040; average, \$1,860—						
Mechanic	1	2,040	1	2,040	1	2,040
Carpenters	2	1,940	2	1,940	2	1,940
Laborers, superintendent of	1	1,840	1	1,840	1	1,840
Plumber	1	1,840	1	1,840	1	1,840
Clerks	4	1,830	4	1,830	5	1,824
Laundry operative	1	1,800	1	1,800	1	1,800
Dental mechanic					1	1,680
Storekeeper	1	1,680	1	1,680	1	1,680
Salary range, \$1,500 to \$1,860; average, \$1,680—						
Buyer					1	1,800
Inspectors of medical supplies	1	1,800	1	1,800	2	1,740
Instructor	1	1,740	1	1,740	1	1,740
Packers	3	1,740	3	1,740	3	1,740
Clerks	36	1,641	36	1,641	38	1,615
Engineer	1	1,640	1	1,640	1	1,640
Gardener					1	1,640
Draftsman	1	1,600	1	1,600	1	1,600
Laundry operatives	3	1,600	3	1,600	4	1,575
Carpenter	1	1,560	1	1,560	1	1,560
Laborer, foreman	2	1,560	2	1,560	2	1,560
Inspector of surgical instruments					1	1,560

## Estimates of appropriations required for the service of the fiscal year ending June 30, 1928—Continued

General object (title of appropriation), date of acts, references to Statutes at Large, or to Revised Statutes, and estimated amount required for each detailed object	Total amount to be appropriated under each head of appropriation		Amount appropriated for the fiscal year ending June 30, 1927
<i>Medical and Hospital Department—Continued.</i>			
	Estimated expenditures, 1928 appropriation	Estimated expenditures, 1927 appropriation	Expended and obligated, 1926
Field service—Continued.			
Salaries and wages—Continued.			
Salary range, \$1,320 to \$1,680; average, \$1,500—	Average—	Average—	Average—
	No. Salary	No. Salary	No. Salary
Instructor.....	1 \$1,680	1 \$1,680	1 \$1,680
Warehousemen.....	1 1,560	1 1,560	1 1,590
Dietitians.....	2 1,500	2 1,500	2 1,500
Clerks.....	28 1,462	28 1,462	29 1,463
Mechanic.....	1 1,440	1 1,440	1 1,440
Storekeepers.....	1 1,380	1 1,380	2 1,410
Warehouse foreman.....	1 1,380	1 1,380	1 1,380
Packers.....	22 1,377	22 1,377	21 1,377
Laundry operatives.....	3 1,320	3 1,320	3 1,320
Salary range, \$1,140 to \$1,500; average, \$1,320—			
Carpenters.....	2 1,380	2 1,380	2 1,290
Laborer, foreman.....	1 1,340	1 1,340	1 1,340
Laborer.....	1 1,320	1 1,320	
Clerks.....	5 1,335	5 1,335	5 1,296
Cooks, nurses' quarters.....	5 1,308	5 1,308	5 1,290
Checker.....	1 1,200	1 1,200	1 1,200
Salary range, \$1,020 to \$1,260; average, \$1,140—			
Laundry operatives.....	9 1,240	9 1,240	8 1,253
Laboratory attendant.....	1 1,200	1 1,200	1 1,200
Laborers.....	30 1,184	30 1,184	27 1,271
Messengers.....	4 1,170	4 1,170	2 1,200
Salary range, \$900 to \$1,140; average, \$1,020—			
Cooks, nurses' quarters.....	7 1,106	7 1,106	6 1,110
Clerk.....	1 1,080	1 1,080	1 1,080
Laundry operatives.....	12 1,069	12 1,069	12 1,055
Cook.....	1 1,050	1 1,050	1 1,050
Elevator operator.....	1 1,020	1 1,020	1 1,020
Laborers.....	23 989	23 989	21 997
Salary range, \$780 to \$1,020; average, \$900—			
Attendants, nurses' quarters.....	3 1,020	3 1,020	3 1,040
Seamstress.....	1 920	1 920	1 936
Laundry operatives.....	56 917	56 917	59 910
Mason.....	1 870	1 870	1 870
Laborer, foremen.....	5 869	5 869	5 862
Attendants, nurses' quarters.....	8 867	8 867	11 867
Ward attendants.....	1 840	1 840	2 860
Salary range, \$600 to \$780; average, \$690—			
Laundry operatives.....	12 780	12 780	10 780
Cook.....	1 780	1 780	1 780
Clerk.....	1 780	1 780	1 780
Cooks, nurses' quarters.....	7 775	7 775	7 772
Laborers, foremen.....	2 738	2 738	2 720
Laundry operative.....	1 720	1 720	1 720
Ward attendant.....	1 720	1 720	1 720
Messenger girls.....	2 675	2 675	2 675
Attendants, nurses' quarters.....	5 672	5 672	3 720
Packers.....	2 660	2 660	2 660
Watchman.....	1 660	1 660	
Seamstress.....	1 644	1 648	1 648
Cooks, nurses' quarters.....	3 632	3 632	1 660
Salary range, \$420 to \$600; average, \$510—			
Painter.....	1 570	1 570	1 570
Cooks.....	2 577	2 577	3 592
Nurses' aids.....	4 540	4 540	4 540
Mosquito catchers.....	17 521	17 521	17 521
Student nurses.....	150 487	150 487	150 487
Laborers.....	57 481	57 481	57 492
Kitchen helpers.....	2 480	2 480	
Carpenter.....	1 480	1 480	1 480
Messenger.....	1 480	1 480	1 480
Attendants, nurses' quarters.....	11 472	11 472	11 472
Ward attendants.....	5 444	5 444	
Maids.....	1 438	1 438	3 444
Seamstresses.....	3 438	3 438	3 448
Dietitians, junior.....	5 420	5 420	5 540
Reconstruction aids, occupational therapy, junior.....	5 420	5 420	5 540
Reconstruction aids, physiotherapy, junior.....	7 420	7 420	7 540
Salary range, \$240 to \$420; average, \$330—			
Laborers.....	7 320	8 320	4 300
Total average number of employees.....	629 1/2	631 1/2	626 1/2
Total salaries and wages, field service.....	568,380	569,142	578,084
Deduct allowances for subsistence, lodging, etc.....	96,380	96,380	92,160
Cash payments, salaries and wages.....	470,000	470,762	485,924
The difference between 1928 and 1927 is due to decrease in force, \$762.			
Deduct for reimbursements from Veterans' Bureau and Navy.....	58,400	59,162	60,097
01 Total personal services.....	411,600	411,600	425,827



*Estimates of appropriations required for the service of the fiscal year ending June 30, 1928—Continued*

General object (title of appropriation), date of acts, references to Statutes at Large, or to Revised Statutes, and estimated amount required for each detailed object				Total amount to be appropriated under each head of appropriation	Amount appropriated for the fiscal year ending June 30, 1927
<b>Medical and Hospital Department—Continued.</b>					
	Estimated expenditures, 1928 appropriation	Estimated expenditures, 1927 appropriation	Expended and obligated, 1926		
Supplies and materials:					
0200 Stationery and office supplies.....	\$115,334	\$111,620	\$92,541		
0210 Medical and hospital supplies.....	335,161	259,938	372,205		
0220 Scientific and educational supplies.....	29,084	29,065	35,684		
0230 Fuel.....	3,438	3,438	3,484		
0250 Forage and other supplies for animals.....	2,573	2,573	2,078		
0280 Sundry supplies.....	63,797	57,795	30,378		
Total.....	549,387	464,449	536,370		
Deduct reimbursement from Veterans' Bureau, Navy, etc.....	242,433	245,810	237,007		
02 Net Medical and Hospital Department.....	306,954	218,639	299,363		
07 Transportation of things (service).....	1,000	1,000	742		
10 Furnishing of power.....	21,480	21,479	20,113		
Deduct reimbursement from Veterans' Bureau, Navy, etc.....	4,800	4,800			
Net total, Medical and Hospital Department.....	16,680	16,679	20,113		
12 Repairs and alterations.....	31,390	31,390	17,393		
Deduct reimbursement from Veterans' Bureau, Navy, etc.....	4,390	4,390			
Net total Medical and Hospital Department.....	27,000	27,000	17,393		
Special and miscellaneous current expenses:					
1391 Experimental and development work.....	300				
1373 Laundry.....	97,200	97,200	86,400		
1377 Medical and surgical care and treatment.....	91,400	91,400	90,000		
Total.....	188,900	188,600	176,400		
Deduct reimbursement from Veterans' Bureau, Navy, etc.....	20,350	20,000	20,311		
13 Net total, Medical and Hospital Department.....	168,550	168,600	156,089		
22 Tuition of officers and nurses.....	4,200	4,200	3,000		
Equipment:					
3010 Furniture, furnishings, and fixtures.....	97,549	91,456	38,207		
3020 Educational, scientific and recreational.....	19,817	20,164	18,684		
3050 Hospital.....	194,834	162,800	154,215		
Total.....	312,253	274,420	211,106		
Deduct reimbursement from Veterans' Bureau, Navy, etc.....	160,867	172,533	100,000		
30 Net total, Medical and Hospital Department.....	151,386	101,887	111,106		
Total, Medical and Hospital Department.....	1,087,370	949,605	1,033,633		
<b>Hospital Care, Canal Zone Garrisons—</b>					
For paying the Panama Canal such reasonable charges, exclusive of subsistence, as may be approved by the Secretary of War for caring in its hospitals for officers, enlisted men, military prisoners, and civilian employees of the Army admitted thereto upon the request of proper military authority, \$40,000: <i>Provided</i> , That the subsistence of the said patients, except commissioned officers, shall be paid to said hospitals out of the appropriation for subsistence of the Army at the rates provided therein for commutation of rations for enlisted patients in general hospitals ( <i>act Apr. 15, 1926, vol. 44, p. 271</i> ).....				\$40,000.00	\$40,000.00
13 Special and miscellaneous current expenses—Medical and hospital treatment: Expenditures—1928, \$40,000; 1927, \$40,000; 1926, \$40,000.					

*Estimates of appropriations required for the service of the fiscal year ending June 30, 1928—Continued*

General object (title of appropriation), date of acts, references to Statutes at Large, or to Revised Statutes, and estimated amount required for each detailed object				Total amount to be appropriated under each head of appropriation	Amount appropriated for the fiscal year ending June 30, 1927
<b>Army Medical Museum—</b> For Army Medical Museum, preservation of specimens, and the preparation and purchase of new specimens ( <i>act Apr. 15, 1926, vol. 44, p. 271</i> )-----				\$7, 500. 00	\$7, 500. 00
	Estimated expenditures, 1928 appropriation	Estimated expenditures, 1927 appropriation	Expended and obligated, 1926		
Supplies and materials:					
0200 Stationery and office supplies.....	\$500. 00	\$500. 00	\$382. 94		
0220 Scientific and educational supplies.....	500. 00	500. 00	337. 95		
0280 Supplies not specifically listed.....	600. 00	600. 00	451. 40		
02 Total supplies and materials.....	1, 600. 00	1, 600. 00	1, 172. 29		
07 Transportation of things (service).....	150. 00	150. 00	85. 66		
12 Repairs and alterations.....	200. 00	200. 00	85. 20		
Equipment:					
3020 Educational, scientific, and recreational equipment.....	2, 500. 00	2, 500. 00	2, 697. 36		
3050 Equipment not otherwise listed.....	3, 050. 00	3, 050. 00	3, 459. 49		
30 Total equipment.....	5, 550. 00	5, 550. 00	6, 156. 85		
Total.....	7, 500. 00	7, 500. 00	7, 500. 00		
<b>Library, Surgeon General's Office—</b> For the library of the Surgeon General's Office, including the purchase of the necessary books of reference and periodicals ( <i>act Apr. 15, 1926, vol. 44, p. 271</i> )-----				19, 500. 00	19, 500. 00
	Estimated expenditures, 1928 appropriation	Estimated expenditures, 1927 appropriation	Expended and obligated, 1926		
02 Supplies and materials.....	\$400	\$400	\$400		
07 Transportation of things (service).....	400	400	500		
12 Repairs and alterations.....	100	100	200		
Equipment:					
3010 Furniture, furnishings, and fixtures.....	600	600	650		
3020 Educational, scientific, and recreational.....	18, 000	18, 000	18, 250		
30 Total equipment.....	18, 600	18, 600	18, 900		
Total.....	19, 500	19, 500	20, 000		
Total, support of the Regular Army under Medical Department.....				1, 154, 370. 00	1, 016, 605. 00
<b>DEPARTMENTAL</b>					
<b>Salaries, Office of Surgeon General—</b> Salaries: For personal services in the District of Columbia in accordance with the classification act of 1923 ( <i>act Apr. 15, 1926, vol. 44, p. 271</i> )-----				261, 347. 00	264, 347. 00
	Estimated expenditures, 1928 appropriation	Estimated expenditures, 1927 appropriation	Expended and obligated, 1926		
Departmental service:					
Salaries—					
Clerical, administrative, and fiscal service—	Average—	Average—	Average—		
Grade 10, \$3,300 to \$3,900; average, \$3,600—	No. Salary	No. Salary	No. Salary		
Junior administrative officer (executive assistant, and chief clerk).....	1 \$3, 500	1 \$3, 500	1 \$3, 500		
Grade 8, \$2,700 to \$3,300; average, \$3,000—					
Administrative assistant (assistant to the chief clerk).....	1 2, 700	1 2, 700	1 2, 700		
Grade 7, \$2,400 to \$3,300; average, \$2,700—					
Junior administrative assistants (principal clerks of division).....	3 2, 567	3 2, 567	3 2, 567		
Grade 6, \$2,100 to \$2,700; average, \$2,400—					
Principal clerks.....	5 2, 200	5 2, 160	5 2, 160		
Grade 5, \$1,860 to \$2,400; average, \$2,111—					
Senior clerks.....	6 2, 060	6 2, 060	6 2, 060		
Senior translator.....	1 1, 860	1 2, 100	1 2, 100		
Senior photographer.....	1 2, 000	1 2, 000	1 2, 000		
Grade 4, \$1,680 to \$2,040; average, \$1,860—					
Clerks.....	5 1, 896	6 1, 890	6 1, 890		
Clerk-stenographers.....	4 1, 815	4 1, 815	4 1, 814		
Grade 3, \$1,500 to \$1,860; average, \$1,680—					
Assistant clerks.....	23 1, 607	24 1, 590	23 1, 587		
Assistant clerk-stenographers.....	18 1, 700	19 1, 690	18 1, 685		

*Estimates of appropriations required for the service of the fiscal year ending June 30, 1928—Continued*

General object (title of appropriation), date of acts, references to Statutes at Large, or to Revised Statutes, and estimated amount required for each detailed object					Total amount to be appropriated under each head of appropriation	Amount appropriated for the fiscal year ending June 30, 1927
<i>Salaries, Office of Surgeon General—Continued.</i>						
Departmental service—Continued. Salaries—Continued. Clerical, administrative, and fiscal service—Contd. Grade 2, \$1,320 to \$1,680; average, \$1,500— Junior clerks..... Senior typists..... Junior clerk-typists..... Junior clerk-stenographers..... Junior operators office devices..... Grade 1, \$1,140 to \$1,500; average, \$1,320— Underclerks..... Underclerk-typist..... Professional and scientific service— Grade 3, \$3,000 to \$3,600; average, \$3,300— Associate librarian (principal assistant librarian)..... Grade 2, \$2,400 to \$3,000; average, \$2,700— Assistant librarian..... Grade 1, \$1,860 to \$2,400; average, \$2,111— Junior librarian..... Subprofessional service— Grade 7, \$2,100 to \$2,700; average, \$2,400— Principal engineering draftsman (architectural draftsman)..... Grade 6, \$1,860 to \$2,400; average, \$2,111.42— Senior medical technicians (1 microscopist; 1 pathologist)..... Senior scientific illustrator (anatomical artist)..... Senior scientific aid (entomologist)..... Senior library assistant (assistant librarian)..... Grade 5, \$1,680 to \$2,040; average, \$1,860— Library assistants..... Grade 4, \$1,500 to \$1,860; average, \$1,680— Junior library assistants..... Grade 3, \$1,320 to \$1,680; average, \$1,500— Under library assistants..... Custodial service— Grade 6, \$1,500 to \$1,860; average, \$1,680— Mechanics (1 engineer; 1 carpenter)..... Grade 4, \$1,140 to \$1,500; average, \$1,320— Head messenger..... Grade 3, \$1,020 to \$1,260; average, \$1,140— Messengers..... Minor mechanics (1 chauffeur; 3 firemen)..... Guards (watchmen)..... Grade 2 (full time, \$900 to \$1,140; average, \$1,020— Junior laborers..... Grade 2 (part-time charwomen), 40 cents an hour— Junior laborers..... Total average number of employees..... Total salaries, departmental service..... The difference between 1928 and 1927 is due to decrease in force, \$3,000.						
	<i>Average—</i>	<i>Average—</i>	<i>Average—</i>			
	No. Salary	No. Salary	No. Salary			
	13 \$1,491	15 \$1,464	15 \$1,417			
	8 1,433	7 1,389	8 1,396			
	13 1,509	14 1,466	14 1,454			
	6 1,450	6 1,400	6 1,407			
	3 1,420	1 1,440	1 1,400			
	3 1,180	3 1,180	3 1,187			
		1 1,440	1 1,276			
	1 3,000	1 3,000	1 3,000			
	1 2,400	1 2,400	1 2,400			
	1 1,860	1 1,860	1 1,762			
	1 2,200	1 2,100	1 2,100			
	2 2,030	2 2,100	1 1,994			
	1 2,000	1 1,860	1 1,930			
	1 1,860	1 1,860	1 1,855			
	1 2,200	1 2,100	1 2,100			
	2 1,860	2 1,860	2 1,860			
	5 1,608	5 1,608	5 1,535			
	8 1,440	8 1,416	7 1,396			
	2 1,590	2 1,590	2 1,590			
	1 1,260	1 1,260	1 1,260			
	7 1,037	6 1,037	7 1,037			
	4 1,050	4 1,050	4 1,050			
	3 1,020	3 1,020	2 1,024			
	6 940	6 900	6 900			
	4 376	4 376	3 373			
01	165 261,347	168 264,347	169 264,292			
Total under Medical Department.....					\$1,415,717.00	\$1,280,952.00
BUREAU OF INSULAR AFFAIRS						
SUPPORT OF THE REGULAR ARMY						
<i>Care of Insane Filipino Soldiers—</i>						
For care, maintenance, and treatment at asylums in the Philippine Islands of insane natives of the Philippine Islands, conformable to the act of Congress approved May 11, 1908 ( <i>act Apr. 15, 1926, vol. 44, p. 271</i> ).....					400.00	900.00
13 Care of insane Filipino soldiers: Expenditures—1928, \$400; 1927, \$450 (reserve, \$450); 1926, \$401.50.						
<i>Care of Insane Porto Rican Soldiers—</i>						
For care, maintenance, and treatment at asylums in Porto Rico of insane Porto Rican soldiers of the Forty-second and Sixty-fifth Regiments of Infantry ( <i>act Apr. 15, 1926, vol. 44, p. 271</i> ).....					50.00	50.00
13 Care of insane Porto Rican soldiers: Expenditures—1928, \$50; 1927, \$50.						
Total, support of the Regular Army under Bureau of Insular Affairs.....					450.00	950.00

## Estimates of appropriations required for the service of the fiscal year ending June 30, 1928—Continued

General object (title of appropriation), date of acts, references to Statutes at Large, or to Revised Statutes, and estimated amount required for each detailed object				Total amount to be appropriated under each head of appropriation	Amount appropriated for the fiscal year ending June 30, 1927
<b>DEPARTMENTAL</b>					
<i>Salaries, Bureau of Insular Affairs—</i>					
Salaries: For personal services in the District of Columbia in accordance with the classification act of 1923 (act Apr. 15, 1926, vol. 44, p. 271)-----				\$78, 463. 00	\$80, 280. 00
Departmental service:	Estimated expenditures, 1928 appropriation	Estimated expenditures, 1927 appropriation	Expended and obligated, 1926		
Salaries—					
Subprofessional service—	Average—	Average—	Average—		
Grade 5, \$1,680 to \$2,040; average, \$1,860—	No. Salary	No. Salary	No. Salary		
Library assistant.....	1 \$2, 040	1 \$2, 040	1 \$2, 040		
Grade 3, \$1,320 to \$1,680; average, \$1,500—					
Underlibrary assistant.....	1 1, 380	1 1, 380	1 1, 380		
Clerical, administrative, and fiscal service—					
Grade 10, \$3,300 to \$3,900; average, \$3,600—					
Junior administrative officer.....	1 3, 600	1 3, 600	1 3, 600		
Grade 9, \$3,000 to \$3,600; average, \$3,300—					
Senior administrative assistant.....	1 3, 000	1 3, 300	1 3, 300		
Senior administrative assistant.....		1 3, 000	1 3, 100		
Senior administrative assistant.....			1 3, 000		
Grade 7, \$2,400 to \$3,000; average, \$2,700—					
Junior administrative assistants.....	2 2, 600	2 2, 600	2 2, 600		
Grade 6, \$2,100 to \$2,700; average, \$2,400—					
Principal clerk.....	1 2, 200	1 2, 200	1 2, 200		
Grade 5, \$1,860 to \$2,400; average, \$2,100—					
Senior clerk.....	1 2, 300	1 2, 300	1 2, 300		
Senior clerk.....	1 2, 100	1 2, 100	1 2, 100		
Senior clerk.....	1 2, 000	1 2, 000	1 2, 000		
Senior clerk.....	1 1, 920	1 1, 920	1 1, 920		
Grade 4, \$1,680 to \$2,040; average, \$1,860—					
Clerks.....	4 2, 040	4 2, 040	4 2, 040		
Clerks.....	2 1, 860	2 1, 860	2 1, 860		
Grade 3, \$1,500 to \$1,860; average, \$1,680—					
Assistant clerks.....	1 1, 860	1 1, 860	2 1, 860		
Assistant clerks.....	1 1, 800	1 1, 800	1 1, 800		
Assistant clerks.....	2 1, 740	2 1, 740	2 1, 740		
Assistant clerk-stenographers.....	4 1, 680	4 1, 680	4 1, 680		
Assistant clerk-stenographers.....	4 1, 620	4 1, 620	2 1, 560		
Assistant clerk-stenographers.....	1 1, 560	1 1, 560	2 1, 500		
Grade 2, \$1,320 to \$1,680; average, \$1,500—					
Junior clerk.....	1 1, 560	1 1, 560	1 1, 560		
Junior stenographers.....	3 1, 500	3 1, 500	4 1, 500		
Junior clerks.....	4 1, 440	4 1, 440	2 1, 440		
Junior clerk.....	1 1, 320	1 1, 320	1 1, 320		
Junior clerk-stenographer.....	1 1, 440	1 1, 440	1 1, 440		
Custodial service—					
Grade 3, \$900 to \$1,260; average, \$1,080—					
Messenger.....	1 1, 200	1 1, 200	1 1, 200		
Messengers.....	2 1, 140	2 1, 140	2 1, 140		
Messenger.....	1 1, 080	1 1, 080	1 1, 080		
Total number of employees.....	44	44	43 1/2		
01 Total salaries, departmental service.....	78, 463. 00	78, 463. 00	77, 473. 90		
Reserve.....		1, 817. 00			
Total.....	78, 463. 00	80, 280. 00	77, 473. 90		
Total under Bureau of Insular Affairs.....				78, 913. 00	81, 230. 00

## CORPS OF ENGINEERS

## SUPPORT OF THE REGULAR ARMY

## Engineer Depots—

For incidental expenses for the depots, including fuel, lights, chemicals, stationery, hardware, machinery, pay of civilian clerks, mechanics, laborers, and other employees; for lumber and materials and for labor for packing and crating engineer supplies; repairs of, and for materials to repair, public buildings, machinery, and instruments, and for unforeseen expenses (act Apr. 15, 1926, vol. 44, p. 271)-----

\$87, 000. 00

\$90, 000. 00

	Estimated expenditures, 1928 appropriation	Estimated expenditures, 1927 appropriation	Expended and obligated, 1926
Departmental service:			
Salaries—			
Clerical, administrative, and fiscal service—	Average—	Average—	Average—
Grade 3, \$1,500 to \$1,860; average, \$1,680—	No. Salary	No. Salary	No. Salary
Clerks.....	2 \$1, 500	2 \$1, 500	2 \$1, 500
Total average number of employees, departmental service.....		2	2
Total salaries, departmental service.....		3, 000	3, 000
The difference between 1928 and 1927 is due to decrease added to appropriation "Maintenance and improvement of existing river and harbor works," \$3,000.			

*Estimates of appropriations required for the service of the fiscal year ending June 30, 1928—Continued*

General object (title of appropriation), date of acts, references to Statutes at Large, or to Revised Statutes, and estimated amount required for each detailed object				Total amount to be appropriated under each head of appropriation	Amount appropriated for the fiscal year ending June 30, 1927
<b>Engineer Depots—Continued.</b>					
	Estimated expenditures, 1928 appropriation	Estimated expenditures, 1927 appropriation	Expended and obligated, 1926		
<b>Field service:</b>					
Salaries and wages—	<i>Average—</i>	<i>Average—</i>	<i>Average—</i>		
Salary range, \$2,400 to \$3,000; average, \$2,700—	No. Salary	No. Salary	No. Salary		
Instrument maker.....	1 2,700	1 2,700	1 2,700		
Salary range, \$2,100 to \$2,700; average, \$2,400—					
Chief clerk.....	1 2,200	1 2,300	1 2,209		
Overseer.....	1 2,340	1 2,340	1 2,340		
Storekeeper.....	1 2,100	1 2,100	1 2,100		
Clerk.....			1 2,100		
Salary range, \$1,860 to \$2,400; average, \$2,100—					
Foreman.....	1 2,040	1 2,040	1 2,040		
Stock clerk.....	1 1,860	1 1,860	1 1,860		
Salary range, \$1,500 to \$1,680; average, \$1,680—					
Instrument maker.....	1 1,800	1 1,800	1 1,800		
Clerks.....	6 1,600		3 1,671		
Clerk-stenographer.....	1 1,800	1 1,800	1 1,800		
Checkers.....	2 1,680	2 1,710	2 1,666		
Foreman.....	1 1,740	1 1,740	1 1,740		
Stock clerk.....	1 1,680		1 1,652		
Packers.....	3 1,680	3 1,700	3 1,680		
Assistant storekeeper.....	1 1,680	1 1,680	1 1,680		
Shipping clerk.....	1 1,680				
Carpenter.....	1 1,640	1 1,640	1 1,640		
Salary range, \$1,320 to \$1,680; average, \$1,500—					
Storekeeper.....	1 1,440	1 1,440	1 1,440		
Clerks.....		5 1,632	4 1,412		
Checker.....		1 1,440	1 1,440		
Packer.....		1 1,440			
Laborer.....		1 1,320			
Clerk-stenographers.....	2 1,480	3 1,460	3 1,441		
Instrument maker helper.....	1 1,440		1 1,446		
Typists.....	2 1,410	2 1,440	1 1,140		
Skilled laborers.....	3 1,440	3 1,440	3 1,440		
Carpenter.....		1 1,440			
Salary range, \$1,020 to \$1,260; average, \$1,140—					
Packer.....	1 1,260	1 1,260	1 1,260		
Handymen.....	3 1,100	3 1,100	3 1,063		
Laborers.....	3 1,080		4 1,110		
Salary range, \$780 to \$1,020; average, \$900—					
Clerk.....	1 900	1 780	1 900		
Foreman.....	1 888	1 888	1 888		
Mechanic.....	1 864	1 864	1 864		
Salary range, \$600 to \$780; average, \$690—					
Night watchmen.....	2 720	2 720	2 720		
Carpenter.....		1 720			
Salary range, \$420 to \$600; average, \$510—					
Laborers.....	6 540	8 540	5 542		
Janitor and messenger.....	1 540		1 540		
Salary range, \$240 to \$420; average, \$330—					
Laborers.....	4 336	5 304	4 336		
Temporary labor, per diem employees.....	2 1,200	5 1,006	3 1,218		
Total average number of employees; field service.....	58 75,801.00	62 78,127.00	63 82,631.43		
Total salaries and wages, field service.....					
Difference between 1928 and 1927 is due to decrease in force, \$2,326.					
01 Total salaries and wages.....	75,801.00	81,127.00	85,631.43		
Supplies and materials:					
0200 Stationery and office supplies.....	481.50	560.00	780.31		
0230 Fuel.....	580.00	880.00	1,247.68		
0270 Explosives, etc.....	200.00	175.00			
0280 Sundry supplies.....	2,023.50	4,543.00	4,753.68		
0290 Materials.....	2,744.40		1,804.44		
02 Total supplies and materials.....	6,029.40	6,158.00	8,086.01		
10 Furnishing of power.....	163.60	5.00	136.62		
12 Repairs and alterations.....	4,076.00	2,000.00	3,232.02		
13 Special and miscellaneous current expenses.....			847.63		
Equipment:					
3010 Furniture, furnishing, and fixtures.....	110.00	50.00	95.82		
3050 Other equipment.....	570.00	690.00	1,283.97		
30 Total equipment.....	680.00	740.00	1,379.79		
32 Structures and parts.....	250.00				
Total.....	87,000.00	90,000.00	1 99,314.10		

<sup>1</sup> Includes reimbursement of \$4,823.52.

## Estimates of appropriations required for the service of the fiscal year ending June 30, 1928—Continued

General object (title of appropriation), date of acts, references to Statutes at Large, or to Revised Statutes, and estimated amount required for each detailed object				Total amount to be appropriated under each head of appropriation	Amount appropriated for the fiscal year ending June 30, 1927
<b>Engineer School—</b> For equipment and maintenance of the Engineer School, including purchase and repair of instruments, machinery, implements, models, boats, and materials for the use of the school and to provide means for the theoretical and practical instruction of Engineer officers and troops in their special duties as sappers and miners; for land mining, pontoniering, and signaling; for purchase and binding of scientific and professional works, papers, and periodicals treating on military engineering and scientific subjects; for textbooks and books of reference for the library of the United States Engineer School; for incidental expenses of the school, including chemicals, stationery, hardware, machinery, and boats; for pay of civilian clerks, draftsmen, electricians, mechanics, and laborers; for compensation of civilian lecturers and for payment of tuition fees of not to exceed fifty student officers at civil technical institutions in addition to the 2 per centum of commissioned officers authorized to attend technical, professional, and other educational institutions as provided for in section 127a of the national defense act of June 3, 1916, as amended by the act of June 4, 1920; for unforeseen expenses; and for travel expenses of officers on journeys approved by the Secretary of War and made for the purpose of instruction, <b>[\$29,835] \$29,910: Provided, That the traveling expenses herein provided for shall be in lieu of mileage and other allowances; and for other absolutely necessary expenses: Provided further, That section 3648, Revised Statutes, shall not apply to subscriptions for foreign and professional newspapers and periodicals to be paid for from this appropriation (act Apr. 15, 1926, vol. 44, p. 271).</b>				\$29,910.00	\$29,835.00
	Estimated expenditures, 1928 appropriation	Estimated expenditures, 1927 appropriation	Expended and obligated, 1926		
Field service:					
Salaries and wages—	Average—	Average—	Average—		
Salary range, \$2,100 to \$2,700; average, \$2,400—	No. Salary	No. Salary	No. Salary		
Librarian.....	1 \$2,400	1 \$2,400	1 \$2,392		
Salary range, \$1,860 to \$2,400; average, \$2,100—					
Clerk-stenographer.....		1 1,920			
Salary range, \$1,500 to \$1,860; average, \$1,680—					
Assistant librarian.....	1 1,800	1 1,800	1 1,795		
Clerk-stenographers.....	1 1,800		2 1,751		
Clerk-typist.....			1 1,763		
Salary range, \$1,320 to \$1,680; average, \$1,500—					
Clerk-stenographers.....	3 1,560	3 1,560	3 1,476		
Civilian lecturers.....	50				
Temporary laborer.....		1 1,080	1 1,080		
Total average number of employees.....	9	6 1/2	8 1/2		
Total salaries and wages, field service.....	10,830.00	10,800.00	14,509.04		
Deduct allowances for quarters, etc.....	600.00	600.00	780.00		
01 Total personal services, cash payment.....	10,230.00	10,200.00	13,729.04		
The difference between 1928 and 1927 is due to decrease in force, \$60.					
Supplies and materials:					
0200 Stationery and office supplies.....	3,600.00	1,965.00	2,225.32		
0220 Scientific and educational supplies.....	2,280.00	325.00	1,814.81		
0230 Fuel.....	200.00	175.00	292.35		
0280 Sundry supplies.....	650.00	1,535.00	501.02		
0290 Materials.....	450.00	1,000.00	502.78		
02 Total supplies and materials.....	7,180.00	5,000.00	5,336.28		
06 Travel expenses.....	1,350.00	1,950.00	553.62		
Printing and binding:					
0800 Binding of textbooks.....	50.00	50.00			
0810 Lithographing, engraving, and engrossing.....	100.00	150.00	81.06		
0820 Stenographic work, typewriting, and duplicating (job work).....	100.00	100.00	29.20		
0830 Photographing and making photographs and prints.....		150.00			
08 Total printing and binding.....	250.00	450.00	110.26		
10 Furnishing of heat, light, power, water, and electricity (service).....	1,800.00	1,300.00	1,782.25		
12 Repairs and alterations.....	150.00	1,600.00	223.05		
13 Special and miscellaneous current expenses.....	8,000.00	8,000.00	1,818.40		
Equipment:					
3010 Furniture and fixtures.....	150.00	270.00	577.10		
3020 Educational, scientific, and recreational equipment.....	350.00	575.00	1,663.50		
3060 Other equipment.....	450.00	400.00	772.18		
30 Total equipment.....	950.00	1,245.00	3,012.78		
Total.....	29,910.00	29,835.00	26,565.70		

<sup>1</sup> Includes \$755.17 reimbursement.

*Estimates of appropriations required for the service of the fiscal year ending June 30, 1928—Continued*

General object (title of appropriation), date of acts, references to Statutes at Large, or to Revised Statutes, and estimated amount required for each detailed object	Total amount to be appropriated under each head of appropriation	Amount appropriated for the fiscal year ending June 30, 1927
<b>Engineer Equipment of Troops—</b> For pontoon material, tools, instruments, supplies, and appliances required for use in the engineer equipment of troops, for military surveys, and for engineer operations in the field, including the purchase, maintenance, operation, and repair of the necessary motor cycles; the purchase and preparation of engineer manuals and for a reserve supply of above equipment ( <i>act Apr. 15, 1926, vol. 44, p. 272</i> )	\$85,408.00	\$62,305.00

<sup>1</sup> Includes reimbursement of \$19,540.01.

## Estimates of appropriations required for the service of the fiscal year ending June 30, 1928—Continued

General object (title of appropriation), date of acts, references to Statutes at Large, or to Revised Statutes, and estimated amount required for each detailed object				Total amount to be appropriated under each head of appropriation	Amount appropriated for the fiscal year ending June 30, 1927
<b>Engineer Operations in the Field—</b>					
For expenses incident to military engineer operations in the field, including the purchase of material and a reserve of material for such operations, the rental of storehouses within and outside of the District of Columbia, the operation, maintenance, and repair of horse-drawn and motor-propelled passenger-carrying vehicles, for services of surveyors, survey parties, draftsmen, photographers, master laborers, clerks, and other employees to Engineer officers on the staffs of division, corps area, and department commanders, and such expenses as are ordinarily provided for under appropriations for "Engineer depots" and "Military surveys and maps," <b>[\$74,000] \$81,223: Provided,</b> That when to the interest of the Government funds appropriated under this head may be used for the purchase of options on materials for use in engineer operations in the field: <i>Provided further,</i> That so much of this appropriation as is necessary to provide facilities for engineer training of troops may be expended for military construction work of a temporary character at camps and cantonments and at training areas for training purposes only (act Apr. 15, 1926, vol. 44, p. 272)				\$81, 223. 00	\$74, 000. 00
	Estimated expenditures, 1928 appropriation	Estimated expenditures, 1927 appropriation	Expended and obligated, 1926		
<b>Departmental service:</b>					
<b>Salaries—</b>					
Professional and scientific service—					
Grade 3, \$3,000 to \$3,600; average, \$3,300—	Average— No. Salary	Average— No. Salary	Average— No. Salary		
Associate engineer.....	1 \$3,043	1 \$3,100	1 \$3,043		
Total average number of employees.....	1	1	1		
Total salaries, departmental service.....		\$3, 100	\$3, 043		
The difference between 1928 and 1927 is due to decrease added to appropriation "Maintenance and improvement of existing river and harbor works," \$3,100.					
<b>Field service:</b>					
<b>Salaries and wages—</b>					
Salary range, \$2,400 to \$3,000; average, \$2,700—					
Superintendent.....	1 3,000	1 3,000	1 3,000		
Junior engineers.....	2 \$2,550	1 2,700	1 2,581		
Chief clerk.....	1 2,500	1 2,500	1 2,400		
Chief draftsman.....	2 2,500	2 2,500	1 2,400		
Principal clerk.....	1 2,500	1 2,500	1 2,300		
Salary range, \$2,100 to \$2,700; average, \$2,400—					
Clerk.....	1 2,300	1 2,300	1 2,044		
Draftsmen.....	1 2,100	1 2,100	1 2,085		
Chief draftsman.....	1 2,200	1 2,200	1 2,200		
Salary range, \$1,860 to \$2,400; average, \$2,100—					
Draftsman.....	1 2,000	1 2,000	1 2,000		
Acting chief clerk.....	1 1,980	1 1,980	1 1,980		
Clerk-draftsman.....	1 1,920	1 1,920	1 1,860		
Photographer.....	1 1,920	1 1,920	1 1,880		
Topographic draftsman.....	1 1,800	1 1,800	1 1,800		
Salary range, \$1,500 to \$1,860; average, \$1,680—					
Topographic draftsman.....	7 1,697	4 1,699	6 1,570		
Salary range, \$1,320 to \$1,680; average, \$1,500—					
Clerk.....	1 1,440	1 1,440	1 1,440		
Handyman.....	1 1,440	1 1,440	1 1,440		
Packmaster.....	1 1,260	1 1,260	1 1,260		
Salary range, \$1,020 to \$1,260; average, \$1,140—					
Clerk-stenographer.....	1 1,020	1 1,020	1 1,020		
Draftsman.....	4 840	4 840	4 840		
Salary range, \$600 to \$780; average, \$690—					
Photographer.....	1 660	1 660	1 660		
Lithographer.....	1 660	1 660	1 660		
Temporary labor—per diem employees.....	1 1,050				
Total average number of employees.....	32	28	33 1/2		
Salaries and wages, field service.....	54, 100. 00	49, 280. 00	56, 644. 86		
Allotted to Engineer Reproduction Plant for detail of expenditures, see estimate for "Military surveys and maps".....			35, 846. 63		
Total salaries and wages, field service.....	54, 100. 00	49, 280. 00	92, 491. 49		
The difference between 1928 and 1927 is due to increase in force, \$4,820.					
<b>01 Total personal services.....</b>	<b>54, 100. 00</b>	<b>52, 380. 00</b>	<b>95, 534. 49</b>		
<b>Supplies and materials:</b>					
0200 Stationery and office supplies.....	5, 322. 65	4, 960. 00	4, 326. 92		
02012 Other stationery.....			391. 76		
0220 Scientific and educational supplies.....	559. 50	80. 00	422. 83		
0230 Fuel.....	1, 782. 50	900. 00	2, 801. 50		
0270 Powder, projectiles, etc.....	50. 00	500. 00			
0280 Sundry supplies.....	4, 130. 25	3, 195. 00	36, 043. 63		
0290 Materials.....	9, 023. 00	9, 765. 00	5, 138. 46		
<b>02 Total supplies and materials.....</b>	<b>20, 867. 90</b>	<b>19, 400. 00</b>	<b>49, 125. 10</b>		
<b>04 Storage and care of vehicles.....</b>			<b>4. 00</b>		

<sup>1</sup> Includes \$43,278.44 from the appropriation "Civilian assistants to Engineer officers," which has been discontinued. Employees formerly paid from that appropriation are to be paid from "Engineer operations in the field" hereafter.



*Estimates of appropriations required for the service of the fiscal year ending June 30, 1928—Continued*

General object (title of appropriation), date of acts, references to Statutes at Large, or to Revised Statutes, and estimated amount required for each detailed object

Total amount to be appropriated under each head of appropriation

Amount appropriated for the fiscal year ending June 30, 1927

*Engineer Operations in the Field—Continued.*

	Estimated expenditures, 1928 appropriation	Estimated expenditures, 1927 appropriation	Expended and obligated, 1926
Communication service:			
0510 Telephone service.....	\$600.00		
0520 Other communication service.....	120.00	\$10.00	
05 Total communication service.....	720.00	10.00	
06 Travel expenses.....			\$6.25
07 Transportation of things (service).....		30.00	6.48
08 Lithographing, engraving, and engrossing.....	500.00		5.00
09 Furnishing of heat, light, power, water, and electricity (service).....	320.00	240.00	937.90
11 Rent of buildings and structures.....	2,160.00		25.00
12 Repairs and alterations.....	550.00	670.00	3,117.30
13 Special and miscellaneous current expenses.....	35.00	35.00	12.00
Equipment:			
3010 Furniture, furnishings, and fixtures.....			110.93
3020 Educational and scientific equipment.....	705.10	1,015.00	1,057.53
3030 War equipment.....			126.73
3050 Other equipment.....	1,265.00	160.00	9,521.75
30 Total equipment.....	1,070.10	1,175.00	10,816.94
32 Other structures.....		60.00	
Total.....	81,223.00	74,000.00	*159,590.46

\* Includes reimbursement of \$43,472.61 and \$43,278.44 paid from "Civilian assistants to engineer officers."

*Military Surveys and Maps—*

For the execution of topographic and other surveys, the securing of such extra topographic data as may be required, and the preparation and printing of maps required for military purposes and for research and development of surveying by means of aerial photography and in field reproduction methods, to be immediately available and remain available until December 31, [1927] 1928, \$80,000: *Provided*, That the Secretary of War is authorized to secure the assistance, wherever practicable, of the United States Geological Survey, the Coast and Geodetic Survey, or other mapping agencies of the Government in this work and to allot funds therefor to them from this appropriation (*act Apr. 15, 1926, vol. 44, p. 272*).....

\$80,000.00

\$80,000.00

	Estimated expenditures, 1928 appropriation	Estimated expenditures, 1927 appropriation	Expended and obligated, 1926
Departmental service:			
Salaries—			
Professional and scientific service—			
Grade 2, \$2,400 to \$3,000; average, \$2,700—			
Assistant engineer.....	Average— No. Salary	Average— No. Salary	Average— No. Salary
Subprofessional service—			
Grade 5, \$1,680 to \$2,040; average, \$1,860—			
Engineering draftsman.....	★ \$1,800	★ \$1,800	★ 1,800
Total average number of employees.....		★ 750.00	★ 712.50
Total salaries, departmental service.....			
The difference between 1928 and 1927 is due to decrease added to appropriation "Maintenance and improvement of existing river and harbor works."			
Field service:			
Salaries and wages—			
Salary range, \$2,700 to \$3,300; average, \$3,000—			
Topographic engineer.....	1 \$3,000	1 3,000	1 3,000
Topographic draftsman.....	1 3,000	1 3,000	1 3,000
Topographic draftsman.....	1 2,700	1 2,700	1 2,700
Foreman.....	1 3,000	1 3,000	1 3,000
Salary range, \$2,400 to \$3,000; average, \$2,700—			
Steam engineer.....	1 2,600	1 2,600	1 2,600
Accountant.....	1 2,400	1 2,400	1 2,400
Topographic draftsmen.....	2 2,400	2 2,400	2 2,400
Salary range, \$2,100 to \$2,700; average, \$2,400—			
Topographic draftsman.....	1 2,300	1 2,300	1 2,300
Topographic draftsman.....	10 2,100	10 2,100	10 2,100
Map modelers.....	2 2,200	2 2,200	2 2,200
Wet-plate photographer.....	1 2,200	1 2,200	1 2,200
Lithographer.....	1 2,200	1 2,200	1 2,200
Mechanical draftsman.....		1 2,400	★ 2,600
Machinist.....			★ 2,600
Salary range, \$1,860 to \$2,400; average, \$2,100—			
Clerks.....	2 1,920	2 1,920	2 1,920
Topographic draftsman.....	4 1,860	4 1,860	4 1,860
Map mounter.....	1 1,920	1 1,920	1 1,920
Pressman.....	4 2,060	4 2,060	4 2,060
Pressman.....	1 1,875	1 1,875	1 1,875
Transferers.....	3 1,875	3 1,875	3 1,875

*Estimates of appropriations required for the service of the fiscal year ending June 30, 1928—Continued*

General object (title of appropriation), date of acts, references to Statutes at Large, or to Revised Statutes, and estimated amount required for each detailed object				Total amount to be appropriated under each head of appropriation	Amount appropriated for the fiscal year ending June 30, 1927
<i>Military Surveys and Maps—Continued.</i>					
	Estimated expenditures, 1928 appropriation	Estimated expenditures, 1927 appropriation	Expended and obligated, 1926		
Field service—Continued.					
Salaries and wages—Continued.					
Salary range, \$1,500 to \$1,860; average, \$1,680—	Average—	Average—	Average—		
	No. Salary	No. Salary	No. Salary		
Map modeler.....	1 \$1,800	1 \$1,800	1 \$1,800		
Negative cutter.....	1 1,800	1 1,800	1 1,800		
Negative cutter.....	1 1,680	1 1,680	1 1,680		
Assistant wet-plate photographer.....	1 1,680	1 1,680	1 1,680		
Pressman.....	1 1,825	1 1,825	1 1,825		
Salary range, \$1,320 to \$1,500; average, \$1,500—					
Clerk.....	1 1,320	1 1,320	1 1,320		
Topographic draftsmen.....	5 1,500	3 1,500	2 1,500		
Topographic draftsmen.....	2 1,320	2 1,320			
Negative cutter.....	1 1,860	1 1,860	1 1,860		
Negative cutter.....	1 1,320	1 1,320	1 1,320		
Assistant map mounter.....	1 1,500	1 1,500	1 1,500		
Carpenter.....	1 1,440	1 1,440	1 1,440		
Salary range, \$1,140 to \$1,500; average, \$1,320—					
Compositor.....	1 1,200	1 1,200	1 1,200		
Junior lithographer.....	1 1,300	1 1,300	1 1,300		
Press feeders.....	6 1,300	6 1,300	6 1,300		
Salary range, \$1,020 to \$1,260; average, \$1,140—					
Laborers.....	18 1,140	18 1,140	18 1,140		
Mechanic.....			1 1,080		
Salary range, \$600 to \$780; average, \$690—					
Laborer.....	1 450	1 450	1 450		
Guides.....	2 300	2 300	2 300		
Cargadores.....	3 330	3 330	3 330		
Total average number of employees.....	87	86	82		
Total salaries and wages, field service.....	142,995.00	142,395.00	134,074.94		
The difference between 1928 and 1927 is due to decrease in force, \$150.					
01 Total personal services.....	142,995.00	143,145.00	134,787.44		
Supplies and materials:					
0200 Stationery and office supplies.....	610.00	500.00	626.88		
0201 Stationery.....	300.00		800.00		
0203 Drafting and artists' supplies.....	1,710.00	1,000.00	1,099.48		
0204 Photographic supplies.....	5,700.00	2,490.00	2,013.34		
0221 Scientific supplies.....	1,050.00		500.00		
0230 Fuel.....	3,900.00	2,700.00	3,240.01		
0280 Sundry supplies.....	800.00	800.00	800.40		
0282 Lithographic supplies.....	200.00		1,056.53		
0284 Miscellaneous supplies.....	48,715.00	38,015.00	32,932.89		
0290 Materials.....	1,800.00	600.00	600.00		
0293 Cement, etc.....	120.00		45.98		
0299 Purchase of maps, etc.....	1,000.00	1,000.00	1,180.97		
02 Total supplies and materials.....	65,905.00	47,105.00	44,896.48		
05 Communication service.....	10.00	10.00			
06 Travel expenses.....	500.00	400.00	400.00		
07 Transportation service.....			161.51		
08 Reproduction of maps.....	6,300.00	5,600.00	6,368.20		
10 Electric power.....	1,800.00	1,000.00	649.82		
11 Rent of camp sites.....	300.00	150.00			
Repairs and alterations:					
1200 Buildings.....	2,500.00	2,000.00	775.85		
1290 Instruments.....	850.00	850.00	518.71		
12 Total repairs and alterations.....	3,350.00	2,850.00	1,294.56		
13 Special and miscellaneous current expenses.....	12,500.00	18,250.00	15,500.00		
Equipment:					
3020 Technical supplies.....	1,000.00	1,100.00	995.30		
3022 Surveying equipment.....	1,000.00	790.00	900.00		
3052 Production equipment.....	10,550.00	14,000.00	11,586.55		
3053 Floating and radio.....	1,500.00	1,500.00	1,800.00		
30 Total equipment.....	14,050.00	17,390.00	15,281.85		
Total.....	247,800.00	235,900.00	219,339.86		
By reimbursement.....	167,800.00	156,400.00	130,893.28		
Expenditures from engineer operations in the field, 1926.....	80,000.00	79,500.00	88,446.63		
Reserve.....		500.00	35,846.63		
Total.....	80,000.00	80,000.00	52,600.00		
Total, support of the Regular Army under Corps of Engineers.....				\$363,541.00	\$336,140.00

*Estimates of appropriations required for the service of the fiscal year ending June 30, 1928—Continued*

General object (title of appropriation), date of acts, references to Statutes at Large, or to Revised Statutes, and estimated amount required for each detailed object				Total amount to be appropriated under each head of appropriation	Amount appropriated for the fiscal year ending June 30, 1927
<b>FORTIFICATIONS IN THE UNITED STATES</b>					
<b>Plans for Fortifications—</b> For the preparation of plans for fortifications and other [work] works of defense (act Apr. 15, 1926, vol. 44, p. 273)				\$6, 100. 00	\$7, 000. 00
	Estimated expenditures, 1928 appropriation	Estimated expenditures, 1927 appropriation	Expended and obligated, 1926		
Departmental service:					
Salaries—					
Subprofessional service—					
Grade 6, \$1,860 to \$2,400; average, \$2,111.42—	Average— No. Salary	Average— No. Salary	Average— No. Salary		
Senior engineering draftsman	1 \$1,860	1 \$1,860	1 \$1,860		
Grade 5, \$1,680 to \$2,040; average, \$1,860—					
Engineering draftsman	1 1,860				
Clerical, administrative, and fiscal service—					
Grade 6, \$2,100 to \$2,700; average, \$2,400—					
Senior clerk			1 2,100		
Total average number of employees		2	1 1/2		
Total salaries, departmental service		3, 720. 00	1, 630. 51		
The difference between 1928 and 1927 is due to decrease added to appropriation "Maintenance and improvement of existing river and harbor works."					
Field service:					
Salaries and wages included in consolidated schedules (cash payment)	\$4, 150. 00	150. 00	5, 636. 45		
Deduct for expenditures for personal services included in objects named below	3, 000. 00		2, 680. 79		
Net salaries and wages, field service	1, 150. 00	150. 00	2, 975. 66		
01 Total personal services	1, 150. 00	3, 870. 00	4, 606. 17		
02 Supplies and materials	782. 00		42. 18		
06 Travel expenses	300. 00		358. 91		
07 Transportation of things (service)	10. 00		10. 00		
Printing and binding, etc.:					
0810 Lithographing, engraving, and engrossing		2, 330. 00	1, 883. 00		
0830 Photographing and making photographs and prints	78. 60		77. 92		
08 Total printing and binding, etc.	78. 00	2, 330. 00	1, 960. 92		
12 Repairs and alterations	400. 00	500. 00	500. 00		
13 Special and miscellaneous current expenses	3, 200. 00		923. 38		
32 Structures and parts and nonstructural improvements to land	200. 00	300. 00	1, 239. 13		
Total	6, 100. 00	7, 000. 00	9, 640. 69		
<b>Gun and Mortar Batteries—</b> For construction of gun and mortar batteries (act Apr. 15, 1926, vol. 44, p. 273)				100. 00	100. 00
	Estimated expenditures, 1928 appropriation	Estimated expenditures, 1927 appropriation	Expended and obligated, 1926		
Field service:					
Salaries and wages included in consolidated schedules (cash payment)			\$4, 880. 39		
Deduct expenditures for personal services included in objects named below			784. 00		
01 Net salaries and wages, field service			4, 096. 39		
02 Supplies and materials			61. 60		
06 Travel expenses			41. 25		
32 Structures for military defense			7, 800. 76		
Reserve	\$100. 00	\$100. 00			
Total	100. 00	100. 00	12, 000. 00		

*Estimates of appropriations required for the service of the fiscal year ending June 30, 1928—Continued*

General object (title of appropriation), date of acts, references to Statutes at Large, or to Revised Statutes, and estimated amount required for each detailed object				Total amount to be appropriated under each head of appropriation	Amount appropriated for the fiscal year ending June 30, 1927
<b>Searchlights and Electrical Installations at Seacoast Fortifications—</b> For the installation and replacement of electric light and power plants at seacoast fortifications in the United States and the purchase and installation of searchlights for seacoast defenses in the United States ( <i>act Apr. 15, 1926, vol. 44, p. 273</i> )				\$81,100.00	\$69,100.00
	Estimated expenditures, 1928 appropriation	Estimated expenditures, 1927 appropriation	Expended and obligated, 1926		
Departmental service:					
Salaries—					
Subprofessional service—					
Grade 5, \$1,680 to \$2,040; average, \$1,860—	Average— No. Salary	Average— No. Salary	Average— No. Salary		
Engineering draftsman.....	1 \$1,860	1 \$1,860	1 \$1,860		
Total average number of employees.....			1		
Total salaries, departmental service.....			1,860		
Field service:					
Salaries and wages included in consolidated schedules (cash payment).....	\$15,399.00	\$15,399.00	15,399.49		
01 Total personal services.....	15,399.00	15,399.00	17,259.49		
Supplies and materials:					
0280 Sundry supplies.....	1,500.00	1,200.00	1,089.13		
0282 Mechanics, engineers, etc., supplies.....	2,500.00	2,500.00	2,288.00		
02 Total supplies and materials.....	4,000.00	3,700.00	3,377.13		
10 Furnishing of heat, light, power, etc. (service).....	100.00	100.00	76.31		
12 Repairs and alterations.....	25.00	25.00	22.45		
13 Special and miscellaneous current expenses.....	1,000.00	1,000.00	1,000.00		
Equipment:					
3039 Sundry war equipment.....	60,526.00	48,826.00	11,111.63		
3050 Other equipment.....	50.00	50.00	57.86		
30 Total equipment.....	60,576.00	48,876.00	11,169.49		
Total.....	81,100.00	69,100.00	32,904.87		
<b>Preservation and Repair of Fortifications—</b> For protection, preservation, and repair of fortifications for which there may be no special appropriation available, and of structures for the submarine mine defense of the United States and for maintaining channels for access to submarine mine wharves, [\$200,000,] \$229,000 [and in addition thereto the sum of \$100,000 of the unexpended balances of the appropriation for "Arming, equipping, and training the National Guard, 1923," and reappropriated for 1925, is hereby reappropriated and made available for the fiscal year 1927, for the purposes named in this paragraph] ( <i>act Apr. 15, 1926, vol. 44, p. 273</i> )				229,000.00	1 200,000.00
	Estimated expenditures, 1928 appropriation	Estimated expenditures, 1927 appropriation	Expended and obligated, 1926		
Departmental service:					
Salaries—					
Professional and scientific service—					
Grade 4, \$3,800 to \$5,000; average, \$4,400—	Average— No. Salary	Average— No. Salary	Average— No. Salary		
Engineer.....	1 \$4,400	1 \$3,800	1 \$3,800		
(Grade 3, \$3,000 to \$3,600; average, \$3,300—					
Associate engineer (electrical engineer).....	1 3,000	1 3,000	1 3,000		
Associate engineer.....	1 3,300	1 3,300	1 3,300		
(Grade 2, \$2,400 to \$3,000; average, \$2,700—					
Assistant engineer (engineering draftsman).....	1 2,500	1 2,496	1 2,496		
Assistant engineer.....	1 2,500	1 2,500	1 2,500		
Subprofessional service—					
Grade 7, \$2,100 to \$2,700; average, \$2,400—					
Junior engineer.....			1 2,400		
Grade 5, \$1,680 to \$2,040; average, \$1,860—					
Engineering draftsman.....		1 1,724	1 1,746		
Grade 3, \$1,320 to \$1,680; average, \$1,500—					
Junior engineering draftsman.....			1 1,680		
Clerical, administrative, and fiscal service—					
Grade 6, \$2,100 to \$2,700; average, \$2,400—					
Senior clerk.....			1 2,100		
Grade 4, \$1,680 to \$2,040; average, \$1,860—					
Clerk.....	1 1,680	1 1,680	1 1,680		
Grade 3, \$1,500 to \$1,860; average, \$1,680—					
Assistant clerk.....					
Grade 2, \$1,320 to \$1,680; average, \$1,500—					
Underclerk.....	1 1,450	1 1,440	1 1,440		
Grade 1, \$1,140 to \$1,500; average, \$1,320—					
Underclerk.....			1 1,440		

<sup>1</sup> Exclusive of \$100,000 reappropriated from appropriation "Arming, equipping, and training the National Guard, 1923."

*Estimates of appropriations required for the service of the fiscal year ending June 30, 1928—Continued*

General object (title of appropriation), date of acts, references to Statutes at Large, or to Revised Statutes, and estimated amount required for each detailed object				Total amount to be appropriated under each head of appropriation	Amount appropriated for the fiscal year ending June 30, 1927
<i>Preservation and Repair of Fortifications—Continued.</i>					
	Estimated expenditures, 1928 appropriation	Estimated expenditures, 1927 appropriation	Expended and obligated, 1926		
Departmental service—Continued.					
Salaries—Continued.					
Custodial service—					
Grade 3, \$1,020 to \$1,260; average, \$1,140—					
Messenger.....	Average— No. Salary	Average— No. Salary 1 \$1,060	Average— No. Salary 1 \$1,060		
Total average number of employees.....		9 $\frac{1}{2}$	9 $\frac{1}{2}$		
Total salaries, departmental service.....		22,620.00	20,544.38		
The difference between 1928 and 1927 is due to decrease added to appropriation "Maintenance and improvement of existing river and harbor works."					
Field service:					
Salaries and wages included in consolidated schedules (cash payment).....	\$175,000.00	205,089.00	185,079.24		
Deduct expenditures for personal services included in objects named below.....	125,000.00	146,563.00	132,462.30		
Net salaries and wages, field service.....	50,000.00	58,526.00	52,616.94		
01 Total personal services.....	50,000.00	81,146.00	73,161.32		
Supplies and materials:					
0200 Stationery and office supplies.....	503.00	366.00	503.94		
0220 Fuel.....	2,067.00	1,914.00	2,067.17		
0280 Sundry supplies.....	1,259.00	1,185.00	1,259.11		
0290 Materials.....	5,454.00	3,746.00	5,454.38		
02 Total supplies and materials.....	9,283.00	7,211.00	9,284.60		
Communication service:					
0500 Telegraph service.....	1.50	1.50	3.71		
0510 Telephone service.....	89.00	95.00	88.99		
0520 Other communication service.....	5.00	5.00	10.00		
05 Total communication service.....	95.50	101.50	102.70		
Travel expenses:					
0600 Commercial transportation.....	125.00	125.00	287.90		
Not specified (combined rail, water, and serial vehicles fares; not local).					
0601 Steam or electric railway fares.....	202.00	355.00	202.04		
0602 Fares by water.....	60.00	65.00	57.20		
0610 Local transportation (street car, taxi, hack, etc.).....	324.00	335.00	323.51		
0630 Per diem in lieu of subsistence and support while in travel status.....	185.00	185.00	271.38		
0640 Furnishing of food and lodging while in travel status.....	214.00	225.00	213.73		
0690 Special and miscellaneous expenses incident to travel, not specified.....	2.50		2.45		
06 Total travel expenses.....	1,202.50	1,290.00	1,448.21		
07 Transportation of things.....	132.00	132.00	196.53		
08 Photographing and making photographs.....	415.00	415.00	380.93		
Furnishing of heat, light, power, water, and electricity (service):					
1030 Furnishing of electricity.....	119.00	119.00	103.36		
1040 Furnishing of water.....	320.00	320.00	314.00		
10 Total furnishing of heat, light, power, etc.....	439.00	439.00	417.36		
11 Rent of miscellaneous equipment.....			1,967.13		
Repairs and alterations:					
1200 Buildings.....	1,500.00	3,025.00	1,068.00		
1210 Excavations, embankments, and surfacings.....	5,332.00	8,050.00	14.50		
1230 Retaining and restraining walls, dams, jet-ties, etc.....	3,000.00	15,000.00	2,897.62		
1260 Nonstructural improvements.....	6,000.00	7,220.00	5,120.98		
1270 Structures for military defense.....	135,812.00	119,870.50	123,712.10		
1280 Machinery and equipment.....	1,015.00	4,635.00	1,014.04		
1290 Special and miscellaneous repairs and alterations.....	14,024.00	15,150.00	14,024.88		
12 Total repairs and alterations.....	166,683.00	172,950.50	147,861.12		
13 Special and miscellaneous current expenses.....			.50		
Equipment:					
3010 Furniture, furnishings, and fixtures.....	170.00	170.00	184.70		
3020 Educational, scientific, and recreational equipment.....			7.50		
3050 Other equipment.....	580.00	580.00	1,009.02		
30 Total equipment.....	750.00	750.00	1,201.22		

*Estimates of appropriations required for the service of the fiscal year ending June 30, 1928—Continued*

General object (title of appropriation), date of acts, references to Statutes at Large, or to Revised Statutes, and estimated amount required for each detailed object				Total amount to be appropriated under each head of appropriation	Amount appropriated for the fiscal year ending June 30, 1927
<i>Preservation and Repair of Fortifications—Continued.</i>					
	Estimated expenditures, 1928 appropriation	Estimated expenditures, 1927 appropriation	Expended and obligated, 1926		
Structures and parts and nonstructural improvements to land (includes fixed equipment):					
3200 Structures for military defense		\$1,600.00	\$15,278.29		
3210 Other structures		15,550.00	14,821.86		
3220 Nonstructural improvements		8,415.00	5,304.25		
32 Total structures and parts		25,565.00	35,404.40		
Reserve		10,000.00			
Total	\$229,000.00	300,000.00	271,426.02		
<i>Supplies for Seacoast Defenses—</i>					
For maintenance and repair of searchlights and electric light and power equipment for seacoast fortifications, and for tools, electrical and other supplies, and appliances to be used in their operation, including the purchase of reserve lights ( <i>act Apr. 15, 1926, vol. 44, p. 273</i> )				\$55,640.00	\$60,000.00
	Estimated expenditures, 1928 appropriation	Estimated expenditures, 1927 appropriation	Expended and obligated, 1926		
Departmental service:					
Salaries—					
Professional and scientific service—					
Grade 3, \$3,000 to \$3,600; average, \$3,300—	Average—	Average—	Average—		
Associate engineers	No. Salary	No. Salary	No. Salary		
Clerical, administrative, and fiscal service—					
Grade 4, \$1,680 to \$2,040; average, \$1,860—					
Clerk		1 \$1,680	1 1,680		
Grade 3, \$1,500 to \$1,860; average, \$1,680—					
Assistant clerk		1 1,740	1½ 1,689		
Grade 2, \$1,320 to \$1,680; average, \$1,500—					
Junior clerk		1½ 1,440	1 1,440		
Total average number of employees		2½	5½		
Total salaries, departmental service		4,680.00	11,817.67		
The difference between 1928 and 1927 is due to decrease added to appropriation "Maintenance and improvement of existing river and harbor works."					
Field service:					
Salaries and wages included in consolidated schedules (cash payment)	\$13,735.00	13,826.00	15,606.10		
Deduct expenditures for personal services included in objects named below	2,715.00	2,806.00	6,819.81		
Net salaries and wages, field service	11,020.00	11,020.00	8,786.29		
01 Total personal services	11,020.00	15,700.00	20,603.96		
Supplies and materials:					
0200 Stationery and office supplies	120.00	120.00	131.54		
0210 Medical and hospital supplies	50.00	50.00	49.50		
0230 Fuel	75.00	75.00	14.24		
0280 Sundry supplies	30,827.00	23,240.00	21,658.56		
0290 Materials	1,000.00	1,169.00	1,114.95		
02 Total supplies and materials	32,072.00	24,654.00	22,968.79		
Communication service:					
0500 Telegraph service	1.00	1.00	.66		
0510 Telephone service	20.00	20.00	24.12		
05 Total communication service	21.00	21.00	24.78		
06 Travel expenses	25.00	27.00	78.50		
07 Transportation of things (service)	200.00	205.00	174.93		
Repairs and alterations:					
1200 Buildings	500.00	1,025.00	1,115.45		
1240 Bridges, viaducts, piers, and wharves	224.00	1,000.00	1,871.80		
1270 Structures for military defense	4,000.00	5,164.00	10,070.90		
1280 Machinery and equipment	178.00	178.00	2,022.52		
1290 Special and miscellaneous equipment	300.00	300.00	288.62		
12 Total repairs and alterations	5,202.00	7,667.00	15,369.29		
Equipment:					
3010 Furniture, furnishings, and fixtures	100.00	124.00	181.09		
3050 Other equipment	7,000.00	9,602.00	8,140.34		
30 Total equipment	7,100.00	9,726.00	8,321.43		
Reserve		2,000.00			
Total	55,640.00	60,000.00	67,541.68		

*Estimates of appropriations required for the service of the fiscal year ending June 30, 1928—Continued*

General object (title of appropriation), date of acts, references to Statutes at Large, or to Revised Statutes, and estimated amount required for each detailed object	Estimated expenditures, 1928 appropriation		Estimated expenditures, 1927 appropriation		Expended and obligated, 1926	Total amount to be appropriated under each head of appropriation	Amount appropriated for the fiscal year ending June 30, 1927
<i>Consolidated schedule of field employees, United States, paid from appropriations. "Plans for fortifications, United States"; "Gun and mortar batteries, United States"; Searchlights and electrical installations, United States"; "Preservation and repair of fortifications, United States"; "Supplies for seacoast defenses, United States"</i>							
	<i>Average—</i>		<i>Average—</i>		<i>Average—</i>		
	No.	Salary	No.	Salary	No.	Salary	
Field service:	1	\$4,000	1	\$4,033	1	\$3,800	
Salaries and wages—							
Salary range, \$3,600 to \$5,000; average, \$4,400—	1	3,600	1	3,600	1	3,600	
Assistant engineers	1	3,500	1	3,500	1	3,480	
Salary range, \$3,300 to \$3,900; average, \$3,600—	2	3,250	2	3,233	2	3,233	
Assistant engineer	1	3,066	1	3,066	1	3,066	
Salary range, \$3,000 to \$3,600; average, \$3,300—	2	3,000	2	3,000	2	3,000	
Assistant engineer	1	3,000	1	3,000	1	3,000	
Assistant engineers	1	3,000	1	3,000	1	3,000	
Electrical engineer	1	3,400	1	3,400	1	3,200	
Junior engineer	1	3,000	1	3,000	1	3,000	
Junior engineers	1	3,000	1	3,000	1	3,000	
Chief clerk	1	3,000	1	3,000	1	3,000	
Salary range, \$2,700 to \$3,300; average, \$3,000—	1	3,000	1	3,000	1	2,900	
Assistant engineers	1	3,000	1	3,000	1	2,800	
Junior engineer	1	2,700	1	2,700	1	2,700	
Junior engineer	1	2,900	1	2,900	1	2,800	
Chief clerk	1	2,400	1	2,400	1	2,400	
Salary range, \$2,400 to \$3,000; average, \$2,700—	1	2,700	1	2,700	1	2,640	
Foreman	1	2,420	1	2,420	1	2,400	
Superintendent	1	2,500	1	2,500	1	2,400	
Salary range, \$2,100 to \$2,700; average, \$2,400—	1	2,700	1	2,700	1	2,340	
Junior engineer	1	2,420	1	2,420	1	2,420	
Overseer	1	2,347	1	2,347	1	2,347	
Expert electrician	1	2,347	1	2,347	1	2,347	
Carpenter	1	2,300	1	2,300	1	2,160	
Engineman	1	2,300	1	2,300	1	2,250	
Master	1	2,200	1	2,200	1	2,125	
Master	1	2,100	1	2,100	1	2,100	
Clerk	1	2,200	1	2,200	1	2,100	
Clerks	1	2,100	1	2,100	1	2,100	
Clerk	1	2,200	1	2,200	1	2,100	
Foreman	1	2,128	1	2,128	1	2,128	
Electrician	1	2,100	1	2,100	1	2,100	
Engineer	1	2,100	1	2,100	1	2,100	
Draftsmen	1	2,400	1	2,400	1	1,980	
Salary range, \$1,860 to \$2,400; average, \$2,100—	1	2,200	1	2,200	1	2,120	
Clerk	1	2,100	1	2,100	1	2,100	
Clerks	1	2,040	1	2,040	1	2,040	
Clerk	1	2,200	1	2,200	1	2,160	
Overseer	1	2,191	1	2,191	1	2,191	
Painter	1	2,191	1	2,191	1	2,191	
Cable splicer	1	2,100	1	2,100	1	2,100	
Draftsman	1	1,980	1	1,980	1	2,000	
Draftsmen	1	1,920	1	1,920	1	1,920	
Draftsman	1	2,100	1	2,100	1	2,100	
Engineman	1	2,034	1	2,034	1	2,034	
Engineman	1	2,003	1	2,003	1	1,980	
Engineman	1	1,980	1	1,980	1	1,920	
Engineman	1	2,040	1	2,040	1	2,040	
Expert mechanic	1	2,000	1	2,000	1	2,000	
Expert mechanic	1	2,040	1	2,040	1	2,040	
Inspector	1	2,040	1	2,040	2	2,040	
Foremen	1	1,860	1	1,860	1	1,860	
Foreman	3	2,003	3	2,003	3	2,003	
Electricians	1	1,950	1	1,950	1	1,950	
Machinist	2	1,940	2	1,940	2	1,940	
Skilled laborer	1	1,878	1	1,878	1	1,878	
Carpenters	1	1,878	1	1,878	1	1,878	
Survey man	1	2,040	1	2,040	1	1,980	
Handy man	1	1,740	1	1,740	1	1,740	
Blacksmith	2	1,850	2	1,847	2	1,847	
Salary range, \$1,680 to \$2,040; average, \$1,860—	1	1,800	1	1,800	1	1,800	
Inspector	1	1,800	1	1,800	1	1,800	
Inspector	1	1,920	1	1,920	1	1,860	
Electricians	1	1,860	1	1,860	1	1,740	
Electrician	1	1,800	1	1,800	1	1,740	
Clerk	1	1,800	1	1,800	1	1,740	
Clerk	1	1,860	1	1,860	1	1,740	
Clerk	1	1,800	1	1,800	1	1,740	
Foremen	1	1,891	2	1,891	1	1,784	
Foreman	1	1,860	1	1,860	1	1,860	
Foreman	1	1,680	1	1,680	1	1,740	
Foreman	1	1,872	1	1,872	1	1,680	
Machinist	1	1,860	1	1,860	1	1,740	
Engineman	1	1,740	1	1,740	1	1,860	
Engineman	1	1,721	1	1,721	1	1,740	
Engineman	1	1,848	1	1,848	1	1,721	
Handy man	1	1,743	1	1,743	1	1,848	
Handy man	1	1,834	1	1,834	1	1,743	
Painter	1	1,821	1	1,821	1	1,834	
Painter's helper	1	1,806	1	1,806	1	1,771	
Drill man	1	1,721	1	1,721	1	1,806	
Rigger	1	1,721	1	1,721	1	1,721	

## Estimates of appropriations required for the service of the fiscal year ending June 30, 1928—Continued

General object (title of appropriation), date of acts, references to Statutes at Large, or to Revised Statutes, and estimated amount required for each detailed object				Total amount to be appropriated under each head of appropriation	Amount appropriated for the fiscal year ending June 30, 1927
<i>Consolidated schedule of field employees, United States, paid from appropriations, etc.—Continued</i>					
	Estimated expenditures, 1928 appropriation	Estimated expenditures, 1927 appropriation	Expended and obligated, 1926		
Field service—Continued.					
Salaries and wages—Continued					
Salary range, \$1,500 to \$1,800; average, \$1,680—	<i>Average—</i>	<i>Average—</i>	<i>Average—</i>		
	No. Salary	No. Salary	No. Salary		
Carpenter.....	1 \$1,680	1 \$1,680	1 \$1,680		
Engineer.....	1 1,800	1 1,800	1 1,800		
Engineer.....	1 1,565	1 1,565	1 1,565		
Foreman.....	1 1,500	1 1,500	1 1,500		
Inspector.....	1 1,565	1 1,565	1 1,565		
Electrician.....	1 1,560	1 1,560	1 1,560		
Survey man.....	1 1,502	1 1,502	1 1,502		
Laborer.....	1 1,500	1 1,500	1 1,500		
Clerks.....	1 1,500	1 1,500	1 1,500		
Marine fireman.....	1 1,500	1 1,500	1 1,500		
Salary range, \$1,320 to \$1,680; average, \$1,500—					
Draftsman.....	1 1,680	1 1,680	1 1,680		
Draftsman.....	1 1,500	1 1,500	1 1,500		
Laborer.....	1 1,528	1 1,528	1 1,528		
Laborer.....	1 1,486	1 1,486	1 1,486		
Laborers.....	2 1,408	3 1,408	4 1,408		
Laborer.....	1 1,330	1 1,330	1 1,330		
Clerk.....	1 1,500	1 1,500	1 1,500		
Clerk.....	1 1,440	1 1,440	1 1,440		
Clerk.....	1 1,410	1 1,410	1 1,410		
Clerk.....	1 1,320	1 1,320	1 1,320		
Engineer.....	1 1,500	1 1,500	1 1,500		
Checker.....	1 1,500	1 1,500	1 1,500		
Carpenter.....	1 1,470	1 1,470	1 1,470		
Carpenter.....	1 1,440	1 1,440	1 1,440		
Chaufeur.....	1 1,440	1 1,440	1 1,440		
Foreman.....	1 1,440	1 1,440	1 1,440		
Deck hand.....	1 1,440	1 1,440	1 1,440		
Salary range, \$1,140 to \$1,500; average, \$1,320—					
Carpenter.....	1 1,440	1 1,440	1 1,440		
Handy man.....	1 1,400	1 1,252	1 1,252		
Messenger.....	1 1,320	1 1,320	1 1,320		
Watchman.....	1 1,320	1 1,320	1 1,320		
Laborer.....	1 1,260	1 1,260	1 1,260		
Laborers.....	2 1,252	1 1,252	2 1,252		
Laborer.....	1 1,200	1 1,200	1 1,200		
Salary range, \$1,020 to \$1,260; average, \$1,140—					
Laborer.....	1 1,200	1 1,200	1 1,200		
Laborer.....	1 1,020	1 1,020	1 1,020		
Salary range, \$900 to \$1,140; average, \$1,020—					
Watchman.....	1 1,000	1 1,140	1 1,142		
Handyman.....	1 990	1 990	1 990		
Laborer.....	1 979	1 979	1 979		
Laborer.....	1 1,000	1 1,000	1 1,000		
Caretaker.....	1 1,000	1 1,000	1 1,000		
Salary range, \$240 to \$420; average, \$330—					
Caretakers.....	2 120	2 120	2 120		
Temporary employees.....	58 690	75 694	74 686		
Total average number of employees.....	146 1/2	171 1/2	173 1/2		
Total salaries and wages, field service, United States.....	213,764.00	239,971.00	231,550.22		
Deduct allowances for subsistence, lodgings, etc.....	5,480.00	5,507.00	4,425.75		
Cash payment, salaries and wages.....	208,284.00	234,464.00	227,124.47		
Allocation of salaries and wages to appropriations, field service (cash payment)—					
Plans for fortifications.....	4,150.00	150.00	5,636.45		
Gun and mortar batteries.....			4,880.39		
Searchlights and electrical installations.....	15,399.00	15,399.00	15,399.49		
Preservation and repair of fortifications.....	175,000.00	205,089.00	185,079.24		
Supplies for seacoast defenses.....	13,735.00	13,826.00	15,606.10		
Other appropriations.....			522.80		
01 Total salaries and wages, field service, United States.....	208,284.00	234,464.00	227,124.47		
Appropriation for 1927 not asked for 1928 (preservation of historical fortifications).....					\$16,500.00
Total, fortifications in United States under Corps of Engineers.....				\$371,940.00	352,700.00



*Estimates of appropriations required for the service of the fiscal year ending June 30, 1928—Continued*

General object (title of appropriation), date of acts, references to Statutes at Large, or to Revised Statutes, and estimated amount required for each detailed object				Total amount to be appropriated under each head of appropriation	Amount appropriated for the fiscal year ending June 30, 1927
<b>FORTIFICATIONS, INSULAR POSSESSIONS</b>					
<b>Plans for Fortifications, Insular Possessions—</b>					
For preparations of plans for fortifications and other works of defense in the insular possessions ( <i>act Apr. 15, 1926, vol. 44, p. 273</i> )				\$2,000.00	\$2,000.00
	Estimated expenditures, 1928 appropriations	Estimated expenditures, 1927 appropriations	Expended and obligated, 1926		
Field service:					
01 Salaries and wages included in consolidated schedules (cash payment)	\$1,750.00	\$1,850.00	\$1,952.30		
02 Supplies and materials	250.00	150.00	47.70		
Total	2,000.00	2,000.00	2,000.00		
<b>Searchlights and Electrical Installations, Hawaiian Islands—</b>					
For the installation and replacement of electric light and power plants and the purchase and installation of searchlights at the seacoast fortifications of the Hawaiian Islands ( <i>act Apr. 15, 1926, vol. 44, p. 273</i> )				12,000.00	100.00
	Estimated expenditures, 1928 appropriation	Estimated expenditures, 1927 appropriation	Expended and obligated, 1926		
02 Supplies and materials		\$100			
30 Sundry war equipment	\$12,000		\$24,000		
Total	12,000	100	24,000		
<b>Preservation and Repair of Fortifications, Insular Possessions—</b>					
For protection, preservation, and repair of fortifications, including structures for submarine mine defense, for which there may be no special appropriation available, and for maintaining channels for access to submarine mine wharves, in the insular possessions ( <i>act Apr. 15, 1926, vol. 44, p. 273</i> )				60,000.00	50,000.00
	Estimated expenditures, 1928 appropriation	Estimated expenditures, 1927 appropriation	Expended and obligated, 1926		
Field service:					
Salaries and wages included in consolidated schedules (cash payment)	\$33,000.00	\$36,701.00	\$49,262.50		
Deduct expenditures for personal services included in objects named below	17,000.00	18,645.00	28,633.88		
01 Net salaries and wages, field service	16,000.00	18,056.00	20,628.62		
Supplies and materials:					
0200 Stationery and office supplies	100.00	50.00	98.49		
0290 Sundry supplies	2,000.00	1,600.00	434.65		
0290 Materials	3,000.00	1,500.00	2,955.98		
02 Total supplies and materials	5,100.00	3,150.00	3,489.12		
05 Communication service	70.00	70.00	23.00		
Travel expenses:					
0630 Per diem in lieu of subsistence	500.00	200.00	857.44		
0640 Furnishing food and lodging	100.00	20.00	17.13		
06 Total travel expenses	600.00	220.00	874.57		
07 Transportation of things	100.00		50.00		
10 Furnishing of electricity and water	300.00	250.00	382.75		
Repairs and alterations:					
1200 Buildings	500.00	400.00	673.08		
1240 Bridges, viaducts, piers, and wharves	2,000.00	1,500.00	3,993.29		
1270 Structures for military defense	33,000.00	24,699.00	36,286.05		
1280 Machinery and equipment	2,000.00	1,500.00	6,532.09		
12 Total repairs and alterations	37,500.00	28,099.00	47,505.11		
13 Special and miscellaneous current expenses	100.00	30.00	270.58		
Equipment:					
3010 Furniture, furnishings, and fixtures	100.00	25.00	155.00		
3050 Other equipment	100.00	100.00	215.65		
30 Total equipment	200.00	125.00	371.25		
Total	60,000.00	50,000.00	73,595.00		

*Estimates of appropriations required for the service of the fiscal year ending June 30, 1928—Continued*

General object (title of appropriation), date of acts, references to Statutes at Large, or to Revised Statutes, and estimated amount required for each detailed object				Total amount to be appropriated under each head of appropriation	Amount appropriated for the fiscal year ending June 30, 1927
<b>Supplies for Seacoast Defenses, Insular Possessions—</b> For maintenance and repair of searchlights and electric light and power equipment for seacoast fortifications and for tools, electrical and other supplies, and appliances to be used in their operation in the insular possessions ( <i>act Apr. 15, 1926, vol. 44, p. 273</i> )				\$34, 000. 00	\$34, 000. 00
	Estimated expenditures, 1928 appropriation	Estimated expenditures, 1927 appropriation	Expended and obligated, 1926		
Field service:					
Salaries and wages included in consolidated schedules (cash payment)	\$9, 600. 00	\$9, 635. 00	\$11, 347. 27		
Deduct expenditures for personal services included in objects named below	4, 100. 00	3, 515. 00	4, 891. 68		
01 Net salaries and wages, field service	5, 500. 00	6, 120. 00	6, 455. 59		
Supplies and materials:					
0200 Stationery and office supplies	50. 00	50. 00	24. 75		
0280 Sundry supplies	700. 00	675. 00	515. 70		
0290 Materials	400. 00	400. 00	340. 29		
02 Total supplies and materials	1, 150. 00	1, 125. 00	880. 74		
05 Communication service	30. 00	30. 00	11. 20		
06 Travel expenses	100. 00	100. 00	77. 44		
10 Furnishing of heat, light, power, water, and electricity			1. 50		
Repairs and alterations:					
1200 Buildings	3, 000. 00	2, 285. 00	1, 000. 00		
1270 Structures for military defense	3, 390. 00	3, 026. 00	1, 699. 51		
1280 Machinery and equipment	20, 130. 00	20, 964. 00	23, 633. 56		
12 Total repairs and alterations	26, 520. 00	26, 275. 00	26, 333. 07		
13 Special and miscellaneous current expenses	400. 00	50. 00	40. 34		
30 Equipment	300. 00	300. 00	200. 12		
Total	34, 000. 00	34, 000. 00	34, 000. 00		
<b>Seacoast Batteries, Hawaiian Islands—</b> For construction of seacoast batteries in the Hawaiian Islands ( <i>act Apr. 15, 1926, vol. 44, p. 273</i> )				100. 00	15, 000. 00
	Estimated expenditures, 1928 appropriation	Estimated expenditures, 1927 appropriation	Expended and obligated, 1926		
Field service:					
01 Salaries and wages included in consolidated schedules (cash payment)		\$1, 200			
06 Travel expenses		300			
07 Transportation of things		500			
10 Furnishing of water		100			
Structures and parts:					
3201 Emplacements for seacoast armaments		11, 000			
3209 Special and miscellaneous military structures		1, 900			
32 Total structures and parts		12, 900			
Reserve	\$100				
Total	100	15, 000			
<b>Consolidated schedule of field employees, Philippine Islands, paid from appropriations: "Plans for fortifications, Philippine Islands"; "Preservation and repair of fortifications, Philippine Islands"; "Supplies for seacoast defenses, Philippine Islands"</b>					
	Estimated expenditures, 1928 appropriation	Estimated expenditures, 1927 appropriation	Expended and obligated, 1926		
Field service:					
Salaries and wages:					
Salary range, \$3,300 to \$3,900; average, \$3,600—	Average—	Average—	Average—		
Assistant engineer	No. 1 Salary \$3, 600	No. 1 Salary \$3, 600	No. 1 Salary \$3, 600		
Salary range, \$2,400 to \$3,000; average, \$2,700—					
Chief clerks	1 2, 400	1 2, 400	1½ 2, 800		
Clerk	1 2, 520	1 2, 520	1 2, 400		
Foreman carpenter	1 2, 400	1 2, 400	1 2, 520		
Foreman			1 2, 400		
Salary range, \$1,860 to \$2,400; average, \$2,100—					
Clerks	2 2, 000	2 2, 000	2 1, 920		

*Estimates of appropriations required for the service of the fiscal year ending June 30, 1928—Continued*

General object (title of appropriation), date of acts, references to Statutes at Large, or to Revised Statutes, and estimated amount required for each detailed object

Total amount to be appropriated under each head of appropriation

Amount appropriated for the fiscal year ending June 30, 1927

*Consolidated schedule of field employees, Philippine Islands, paid from appropriations, etc.—Continued.*

	Estimated expenditures, 1928 appropriation	Estimated expenditures, 1927 appropriation	Expended and obligated, 1926
Field service—Continued.			
Salaries and wages—Continued.			
Salary range, \$900 to \$1,140; average, \$1,020—	<i>Average—</i>	<i>Average—</i>	<i>Average—</i>
	<i>No. Salary</i>	<i>No. Salary</i>	<i>No. Salary</i>
Clerk.....	1 \$1,080	1 \$1,080	1 \$1,020
Clerks.....	1 1,020	1 1,020	2 1,020
Minor draftsman.....	1 1,020	1 1,020	1 1,020
Tracers.....			1 960
Janitor.....	1 960	1 960	1 900
Timekeeper.....	1 900	1 900	1 900
Salary range, \$420 to \$600; average, \$510—			
Janitor.....	1 576	1 576	1 576
Foremen.....			1 576
Temporary employees.....	31 348	40 348	54 348
Total average number of employees.....	43 31	52 34,396.00	72 41,498.84
Total salaries and wages, field service.....	31,400.00	34,396.00	41,498.84
Allocation of salaries and wages to appropriations:			
Plans for fortifications.....	700.00	800.00	800.00
Preservation and repair of fortifications.....	25,000.00	27,861.00	35,380.31
Supplies for seacoast defenses.....	5,700.00	6,735.00	5,318.53
Total.....	31,400.00	34,396.00	41,498.84

*Consolidated schedule of field employees, Territory of Hawaii, paid from appropriations: "Plans for fortifications, insular possessions"; "Seacoast batteries, Territory of Hawaii"; "Preservation and repair of fortifications, insular possessions"; "Supplies for seacoast defenses, insular possessions"*

	Estimated expenditures, 1928 appropriation	Estimated expenditures, 1927 appropriation	Expended and obligated, 1926
Field service:			
Salaries and wages—	<i>Average—</i>	<i>Average—</i>	<i>Average—</i>
	<i>No. Salary</i>	<i>No. Salary</i>	<i>No. Salary</i>
Salary range, \$3,300 to \$3,900; average, \$3,600—			
Assistant engineer.....	1 3,600	1 3,600	1 3,537
Salary range, \$2,100 to \$2,700; average, \$2,400—			
Surveyor.....	1 2,400	1 2,400	1 2,200
Clerk.....	1 2,400		
Electrician.....	1 2,200	1 2,200	1 2,442
Salary range, \$1,860 to \$2,400; average, \$2,100—			
Inspector.....	1 2,100	1 2,100	1 2,040
Draftsman.....	1 2,100	1 2,100	
Foreman.....	1 2,100	1 2,100	1 2,020
Blacksmith.....			1 2,065
Salary range, \$1,680 to \$2,040; average, \$1,860—			
Clerk.....	1 1,860	1 1,860	1 1,800
Salary range, \$1,500 to \$1,980; average, \$1,680—			
Carpenter.....	1 1,620	1 1,620	1 1,645
Salary range, \$1,320 to \$1,680; average, \$1,500—			
Storekeeper.....	1 1,560	1 1,560	1 1,640
Engineman.....	1 1,560	1 1,560	1 1,363
Engineman.....	1 1,500	1 1,500	1 1,402
Chauffeur.....			1 1,452
Salary range, \$1,140 to \$1,500; average, \$1,320—			
Handy man.....	1 1,260	1 1,260	1 1,236
Engineman.....	1 1,260	1 1,260	1 1,187
Chauffeur.....	1 1,380	1 1,380	1 1,180
Salary range, \$900 to \$1,140; average, \$1,020—			
Messenger.....	1 1,140	1 1,140	
Watchman.....	1 1,080	1 1,080	
Labors.....	1 1,080	1 1,080	2 907
Salary range, \$780 to \$1,020; average, \$900—			
Labors.....	1 785	1 785	1 781
Temporary employees.....			
Total average number of employees.....	8	9 14,990	13 21,063
Total salaries and wages, field service.....	12,950	14,990	21,063
Allocation of salaries and wages to appropriations:			
Plans for fortifications, insular possessions.....	1,050.00	1,050.00	1,152.30
Seacoast batteries, Territory of Hawaii.....		1,200.00	
Preservation and repair of fortifications, insular possessions.....	8,000.00	8,840.00	13,882.19
Supplies for seacoast defenses, insular possessions.....	3,900.00	3,900.00	6,028.74
Total.....	12,950.00	14,990.00	21,063.23

Total, fortifications in insular possessions under Corps of Engineers.....

\$108, 100. 00

\$101, 100. 00

*Estimates of appropriations required for the service of the fiscal year ending June 30, 1928—Continued*

General object (title of appropriation), date of acts, references to Statutes at Large, or to Revised Statutes, and estimated amount required for each detailed object				Total amount to be appropriated under each head of appropriation	Amount appropriated for the fiscal year ending June 30, 1927
<b>FORTIFICATIONS, PANAMA CANAL</b>					
<i>Plans for Fortifications, Panama Canal—</i> For preparation of plans for fortifications and other works of defense, including surveys for roads, Canal Zone (act Apr. 15, 1926, vol. 44, p. 273) -----				\$3, 000. 00	\$3, 000. 00
	Estimated expenditures, 1928 appropriation	Estimated expenditures, 1927 appropriation	Expended and obligated, 1926		
Field service:					
01 Salaries and wages included in consolidated schedules (cash payment) -----	\$2, 700	\$2, 700	\$4, 080		
Supplies and materials:					
0201 Stationery -----	50	50	30		
0203 Drafting and artists' supplies -----	100	100	120		
02 Total supplies and materials -----	150	150	150		
07 Local transportation -----	150	150	170		
Total -----	3, 000	3, 000	4, 400		
<i>Seacoast Batteries, Panama Canal—</i> For the construction of seacoast batteries on the Canal Zone for defense of the Panama Canal (act Apr. 15, 1926, vol. 44, p. 273) -----				369, 201. 00	100, 000. 00
	Estimated expenditures, 1928 appropriation	Estimated expenditures, 1927 appropriation	Expended and obligated, 1926		
Field service:					
Salaries and wages included in consolidated schedules (cash payment) -----	\$149, 000. 00	\$21, 200. 00	\$54, 497. 16		
Deduct expenditures for personal services included in objects named below -----	137, 000. 00	18, 200. 00	48, 497. 16		
01 Net salaries and wages, field service -----	12, 000. 00	3, 000. 00	6, 000. 00		
Supplies and materials:					
0201 Stationery -----	380. 00	40. 00	140. 00		
0202 Sundry office supplies -----	175. 00	20. 00	62. 50		
0203 Drafting supplies -----	200. 00	30. 00	90. 00		
0211 Drugs -----	125. 00	10. 00	45. 00		
0232 Mechanical tools, etc. -----	1, 000. 00	100. 00	325. 00		
02 Total supplies and materials -----	1, 880. 00	200. 00	662. 50		
03 Furnishing of food -----	35, 000. 00	4, 700. 00	12, 760. 00		
05 Telephone service -----	700. 00	200. 00	400. 00		
Transportation:					
0700 Freight and incidental charges -----	4, 000. 00	2, 100. 00	1, 339. 88		
0730 Local transportation -----	2, 300. 00	1, 375. 00	812. 00		
0750 Towage -----	1, 021. 00	200. 00	469. 00		
07 Total transportation -----	7, 321. 00	3, 675. 00	2, 620. 88		
11 Rent of equipment -----	300. 00		4, 476. 45		
30 Electrical equipment -----		47, 000. 00	4, 700. 00		
Structures and parts, etc.:					
3201 Emplacements for seacoast armaments -----	120, 000. 00	11, 225. 00	97, 580. 17		
3207 Special and miscellaneous structures -----	192, 000. 00	30, 000. 00	4, 750. 00		
32 Total structures and parts, etc. -----	312, 000. 00	41, 225. 00	102, 330. 17		
Total -----	369, 201. 00	100, 000. 00	133, 950. 00		
<i>Searchlights and Electrical Installations, Panama Canal—</i> For the installation and replacement of electric light and power plants, and the purchase and installation of searchlights for the seacoast fortifications on the Canal Zone (act Apr. 15, 1926, vol. 44, p. 273) -----				45, 680. 00	24, 000. 00
	Estimated expenditures, 1928 appropriation	Estimated expenditures, 1927 appropriation	Expended and obligated, 1926		
30 Sundry war equipment -----	\$24, 000	\$24, 000	\$24, 000		
31 Land and interest in land -----	21, 680				
Total -----	45, 680	24, 000	24, 000		

*Estimates of appropriations required for the service of the fiscal year ending June 30, 1928—Continued*

General object (title of appropriation), date of acts, references to Statutes at Large, or to Revised Statutes, and estimated amount required for each detailed object				Total amount to be appropriated under each head of appropriation	Amount appropriated for the fiscal year ending June 30, 1927
<b>Preservation and Repair of Fortifications, Panama Canal—</b> For protection, preservation, and repair of fortifications of the Panama Canal, for which there may be no special appropriation available, including structures erected for submarine mine defense, and for maintaining channels for access to submarine mine wharves ( <i>act Apr. 15, 1926, vol. 44, p. 273</i> )				\$46, 000. 00	\$40, 000. 00
	Estimated expenditures, 1928 appropriation	Estimated expenditures, 1927 appropriation	Expended and obligated, 1926		
Field service:					
Salaries and wages included in consolidated schedules (cash payment)	\$25, 000. 00	\$24, 400. 00	\$21, 851. 30		
Deduct expenditures for personal services included in objects named below	22, 500. 00	21, 600. 00	19, 251. 30		
01 Net salaries and wages, field service	2, 500. 00	2, 400. 00	2, 600. 00		
Supplies and materials:					
0201 Stationery	25. 00	25. 00	20. 00		
0202 Sundry office supplies	30. 00	30. 00	37. 50		
02 Total supplies and materials	55. 00	55. 00	57. 50		
05 Telephone service	20. 00	20. 00	15. 00		
Transportation:					
0700 Freight and incidental charges	130. 00	125. 00	128. 57		
0730 Local transportation	250. 00	250. 00	256. 00		
Total transportation	380. 00	375. 00	384. 57		
Repairs and alterations:					
1240 Mine dock			5, 800. 00		
1270 Structures for military defense	43, 045. 00	37, 150. 00	41, 716. 43		
1280 Machinery and equipment			196. 50		
Total repairs and alterations	43, 045. 00	37, 150. 00	47, 712. 93		
Total	46, 000. 00	40, 000. 00	50, 770. 00		
<b>Supplies for Seacoast Defenses, Panama Canal—</b> For maintenance and repair of searchlights and electric light and power equipment for fortifications and for tools, electrical and other supplies, and appliances to be used in their operation ( <i>act Apr. 15, 1926, vol. 44, p. 274</i> )				32, 600. 00	25, 000. 00
	Estimated expenditures, 1928 appropriation	Estimated expenditures, 1927 appropriation	Expended and obligated, 1926		
Field service:					
Salaries and wages included in consolidated schedules (cash payment)	\$8, 550. 00	\$7, 000. 00	\$7, 163. 01		
Deduct expenditures for personal services included in objects named below	6, 750. 00	5, 200. 00	5, 363. 01		
01 Net salaries and wages, field service	1, 800. 00	1, 800. 00	1, 800. 00		
Supplies and materials:					
0201 Stationery	13. 00	10. 00	12. 50		
0202 Mechanics, engineers, and electricians' supplies	13, 132. 00	10, 980. 00	12, 396. 57		
02 Total supplies and materials	13, 145. 00	10, 990. 00	12, 409. 07		
Transportation of things:					
0700 Freight and incidental charges	600. 00	60. 00	66. 66		
0730 Local transportation		100. 00	117. 00		
07 Total transportation of things	600. 00	160. 00	183. 66		
12 Repairs and alterations—machinery and equipment	17, 000. 00	12, 000. 00	15, 566. 37		
30 Special and miscellaneous equipment	55. 00	50. 00	40. 00		
Total	32, 600. 00	25, 000. 00	30, 000. 00		

*Estimates of appropriations required for the service of the fiscal year ending June 30, 1928—Continued*

General object (title of appropriation), date of acts, references to Statutes at Large, or to Revised Statutes, and estimated amount required for each detailed object				Total amount to be appropriated under each head of appropriation	Amount appropriated for the fiscal year ending June 30, 1927
<i>Consolidated schedule of field employees, Panama Canal, paid from appropriations: "Seacoast batteries, Panama Canal"; "Preservation and repair of fortifications, Panama Canal"; "Supplies for seacoast defenses, Panama Canal";</i>					
	Estimated expenditures, 1928 appropriation	Estimated expenditures, 1927 appropriation	Expended and obligated, 1926		
Field service:					
Salaries and wages—					
Salary range, \$2,400 to \$3,000; average, \$2,700—					
Chief clerk.....	Average— No. 1 Salary \$2,800	Average— No. 1 Salary \$2,800	Average— No. 1 Salary \$2,800		
Total average number of employees.....	1	1	1		
01 Total salaries and wages, field service.....	2,100	2,100	2,100		
Allocation of salaries and wages to appropriations—					
Seacoast batteries, Panama Canal.....	700	700	700		
Preservation and repair of fortifications, Panama Canal.....	700	700	700		
Supplies for seacoast defenses, Panama Canal.....	700	700	700		
Total.....	2,100	2,100	2,100		
NOTE.—Schedules of expenditures of Panama Canal appropriations carry the following amounts under "Salaries and wages, included in consolidated schedules":					
	1928	1927	1926		
Plans for fortifications.....	\$2,700.00	\$2,700.00	\$4,080.00		
Seacoast batteries.....	149,000.00	21,200.00	54,497.16		
Preservation and repair of fortifications.....	25,000.00	24,000.00	21,851.30		
Supplies for seacoast defenses.....	8,550.00	7,000.00	7,163.01		
Total.....	185,250.00	54,900.00	87,591.47		
These amounts cover the salaries and wages of employees of the Panama Canal who render service to the Engineer Department on a contract basis.					
Summary of consolidated schedules of field employees, United States, Philippine Islands, Hawaiian Islands, and Panama Canal					
	Estimated expenditures, 1928 appropriation	Estimated expenditures, 1927 appropriation	Expended and obligated, 1926		
United States:	Average— No. Salary	Average— No. Salary	Average— No. Salary		
Total average number of employees.....	146½	171½	173½		
Total salaries and wages (cash payment).....	\$208,284.00	\$234,464.00	\$227,124.47		
Philippine Islands:					
Total average number of employees.....	43½	52	72		
Total salaries and wages (cash payment).....	31,400.00	34,396.00	41,498.84		
Hawaiian Islands:					
Total average number of employees.....	8	9½	13½		
Total salaries and wages (cash payment).....	12,950.00	14,960.00	21,063.23		
Panama Canal:					
Total average number of employees.....	1	1	1		
Total salaries and wages (cash payment).....	2,100.00	2,100.00	2,100.00		
Total average number of employees, United States, Philippine Islands, Hawaiian Islands, and Panama Canal.....	198½	234½	259½		
Total salaries and wages (cash payment), United States, Philippine Islands, Hawaiian Islands, and Panama Canal.....	254,734.00	285,980.00	291,786.54		
The difference between 1928 and 1927 is due to decrease in force, \$31,216.					
Total, fortifications, Panama Canal, under Corps of Engineers.....				\$496,481.00	\$192,000.00
Total, fortifications, under Corps of Engineers.....				976,521.00	645,800.00
Total, military, under Corps of Engineers.....				1,340,062.00	981,940.00

## Estimates of appropriations required for the service of the fiscal year ending June 30, 1928—Continued

General object (title of appropriation), date of acts, references to Statutes at Large, or to Revised Statutes, and estimated amount required for each detailed object				Total amount to be appropriated under each head of appropriation	Amount appropriated for the fiscal year ending June 30, 1927
DEPARTMENTAL					
<b>Salaries, Office of Chief of Engineers—</b> Salaries: For personal services in the District of Columbia in accordance with the classification act of 1923 ( <i>act Apr. 15, 1926, vol. 44, p. 274</i> ) ..... The services of skilled draftsmen, civil engineers, and such other services as the Secretary of War may deem necessary, may be employed only in the office of the Chief of Engineers, to carry into effect the various appropriations for rivers and harbors, surveys, preparation for and the consideration of river and harbor estimates and bills, fortifications, engineer equipment of troops, engineer operations in the field, and other military purposes, to be paid from such appropriations: <i>Provided</i> , That the expenditures on this account for the fiscal year [1927] 1928 shall not exceed [\$150,000] \$140,000. The Secretary of War shall each year, in the Budget, report to Congress the number of persons so employed, their duties, and the amount paid to each ( <i>acts Aug. 5, 1882, vol. 22, p. 240; June 17, 1910, vol. 36, p. 503; Apr. 15, 1926, vol. 44, p. 274</i> ).				\$116, 820. 00	\$118, 000. 00
<b>Departmental service:</b> <b>Salaries—</b> Professional and scientific service— Grade 4, \$3,800 to \$5,000; average, \$4,400— Engineer ..... Grade 3, \$3,000 to \$3,600; average, \$3,300— Associate engineers ..... Grade 2, \$2,400 to \$3,000; average, \$2,700— Assistant engineers ..... Grade 1, \$1,880 to \$2,400; average, \$2,100— Junior attorneys (law clerks) ..... Subprofessional service— Grade 6, \$1,860 to \$2,400; average, \$2,100— Senior engineering draftsman ..... Grade 5, \$1,680 to \$2,040; average, \$1,860— Engineering draftsmen ..... Library assistant (librarian) ..... Clerical, administrative, and fiscal service— Grade 10, \$3,300 to \$3,900; average, \$3,600— Junior administrative officer (chief clerk) ..... Grade 7, \$2,400 to \$3,000; average, \$2,700— Junior administrative assistants (chiefs of section) ..... Grade 6, \$2,100 to \$2,700; average, \$2,400— Principal clerks ..... Principal accounting and auditing assistant ..... Grade 5, \$1,860 to \$2,400; average, \$2,111.42— Senior clerks ..... Grade 4, \$1,680 to \$2,040; average, \$1,860— Clerks ..... Clerk-stenographers ..... Accounting and auditing assistants ..... Grade 3, \$1,500 to \$1,860; average, \$1,680— Assistant clerks ..... Assistant clerk-stenographers ..... Grade 2, \$1,320 to \$1,680; average, \$1,500— Junior clerk-typists ..... Junior clerk-stenographers ..... Grade 1, \$1,140 to \$1,500; average, \$1,320— Underclerk-typist ..... Custodial service— Grade 3, \$1,020 to \$1,260; average, \$1,140— Messengers ..... Total average number of employees ..... Total salaries, departmental service ..... The difference between 1928 and 1927 is due to decrease in force, \$1,180.					
				1, 456, 882. 00	1, 099, 940. 00

*Estimates of appropriations required for the service of the fiscal year ending June 30, 1928—Continued*

General object (title of appropriation), date of acts, references to Statutes at Large, or to Revised Statutes, and estimated amount required for each detailed object		Total amount to be appropriated under each head of appropriation	Amount appropriated for the fiscal year ending June 30, 1927
<b>ORDNANCE DEPARTMENT</b>			
<b>SUPPORT OF THE REGULAR ARMY</b>			
<i>Ordnance Service—</i>			
For the current expenses of the Ordnance Department in connection with purchasing, receiving, storing, and issuing ordnance and ordnance stores, comprising police and office duties, rents, tolls, fuel, light, water, and advertising, stationery, typewriting and adding machines, including their exchange, and office furniture, tools, and instruments of service; for incidental expenses of the Ordnance Service and those attending practical trials and tests of ordnance small arms, and other ordnance stores; for instruction purposes; for publications for libraries of the Ordnance Department, including the Ordnance Office; subscriptions to periodicals, which may be paid for in advance; and payment for mechanical labor in the office of the Chief of Ordnance; and for maintenance, repair, and operation of motor-propelled or horse-drawn passenger-carrying vehicles, [\$1,066,500] \$1,023,000: <i>Provided</i> , That the Ordnance Department is hereby authorized to employ under its various appropriations not exceeding four consulting engineers as the Secretary of War may deem necessary at rates of pay to be fixed by him not to exceed \$50 a day for not exceeding fifty days each and necessary traveling expenses [including a per diem not to exceed \$4 in lieu of subsistence: <i>Provided further</i> , That amounts heretofore paid or obligated for such services and expenses are hereby authorized and validated] ( <i>act Apr. 15, 1926, vol. 44, p. 274</i> )			
		\$1, 023, 000. 00	\$1, 066, 500. 00
	Estimated expenditures, 1928 appropriation	Estimated expenditures, 1927 appropriation	Expended and obligated, 1926
Salaries, departmental (mechanical labor).....	\$10, 580	\$10, 580	\$10, 580
Salaries, field service.....	395, 000	415, 000	455, 000
Salaries, field service, technical.....	8, 500	8, 500	8, 500
Wages, civilian employees, field service.....	180, 000	172, 000	191, 000
Field service.....	170, 000	181, 000	181, 000
	744, 080	787, 080	846, 080
The difference between 1928 and 1927 is due to decrease in force, \$43,000.			
Deduct for personal services included in objects named below (field service)	170, 000	181, 000	181, 000
<b>01 Total personal services.....</b>	<b>574, 080</b>	<b>606, 080</b>	<b>665, 080</b>
Supplies and materials:			
0202 Sundry office, procurement of.....	8, 000	10, 000	10, 500
0203 Drafting and artists', procurement of.....	200	200	150
0204 Photostatic, procurement of.....	2, 500	2, 500	2, 500
0205 Cleaning and preserving, procurement of.....	600	600	600
0205 Toilet paper and paper drinking cups, procurement of.....	500	500	450
0205 Towels for office, procurement of.....	150	150	150
02011 Printed forms and letterheads.....	300	300	300
02012 Stationery, other than letterheads.....	2, 500	2, 500	2, 500
0222 Magazines for educational purposes, procurement of.....	1, 250	1, 850	1, 850
0222 Magazines for library purposes, procurement of.....	600	1, 000	3, 900
0231 Coal, coke, etc., procurement of.....	23, 000	25, 000	25, 000
0233 Gasoline, oil, etc., procurement of.....	500	500	500
0236 Gasoline and oil, for motor vehicles, procurement of.....	20, 000	20, 000	20, 000
0284 Ice, not otherwise listed, procurement of.....	300	300	300
0284 Packing and crating, procurement of.....	7, 000	7, 000	7, 000
0284 Fire apparatus, fire-alarm and sprinklersystem.....	2, 000	2, 000	2, 000
0284 Supplies, not listed specifically.....	1, 000	1, 000	1, 000
<b>02 Total supplies and materials.....</b>	<b>70, 400</b>	<b>75, 400</b>	<b>78, 700</b>
Subsistence and care of animals and storage and care of vehicles (service):			
0460 Vehicles, motor-driven, storage and care of.....	500	500	500
0470 Animal shoeing, clipping, and cleaning (service).....	100	100	100
<b>04 Total subsistence and care of animals, etc.....</b>	<b>600</b>	<b>600</b>	<b>600</b>
<b>05 Telephone service.....</b>	<b>1, 000</b>	<b>1, 000</b>	<b>1, 000</b>
Travel expenses:			
0600 Civilian employees.....	3, 000	3, 000	3, 000
0610 Street-car tickets, etc.....	100	100	100
0620 Officers (except Organized Reserves).....	10, 000	10, 000	23, 000
0630 Per diem in lieu of subsistence.....	150	150	150
0640 Reimbursement of travel expenses while traveling.....	250	250	250
0692 Tolls and ferriages.....	20	20	20
<b>06 Total travel expenses.....</b>	<b>13, 520</b>	<b>13, 520</b>	<b>26, 520</b>



*Estimates of appropriations required for the service of the fiscal year ending June 30, 1928—Continued*

General object (title of appropriation), date of acts, references to Statutes at Large, or to Revised Statutes, and estimated amount required for each detailed object				Total amount to be appropriated under each head of appropriation	Amount appropriated for the fiscal year ending June 30, 1927
<b>Ordnance Service—Continued.</b>					
	Estimated expenditures, 1928 appropriation	Estimated expenditures, 1927 appropriation	Expended and obligated, 1926		
Transportation of things (service):					
0700 Baggage of civilian employees.....	\$100	\$100	\$100		
Ordnance materials.....	9,500	9,500	9,500		
0720 Parcel-post delivery.....	100	100	80		
0730 Drayage, carting, and hauling.....	500	500	500		
07 Total transportation of things (service).....	10,200	10,200	10,180		
08 Photographing and making photographs and prints (job work).....	400	400	400		
Furnishing of heat, light, power, water, and electricity (service):					
1000 Furnishing of heat.....	6,000	6,000	6,000		
1010 Furnishing of light.....	15,000	15,000	15,000		
1020 Furnishing of power, electric.....	5,000	5,000	5,000		
1040 Furnishing of water.....	8,000	8,000	8,000		
10 Total furnishing of heat, light, power, etc. (service).....	34,000	34,000	34,000		
Rents:					
1101 Offices and office buildings.....	5,000	5,000	5,000		
1104 Buildings and structures, etc.....	14	14	14		
1111 Grounds.....	1,000	1,000	1,000		
11 Total rents.....	6,014	6,014	6,014		
Repairs and alterations:					
1280 Office and depot equipment.....	1,250	1,250	1,250		
Typewriters, etc.....	1,500	1,500	1,500		
Vehicles, animal-drawn (not passenger).....	600	600	600		
Vehicles, motor-driven (not passenger).....	24,000	25,000	25,000		
Vehicles, motor-driven, passenger.....	17,000	18,000	18,000		
Not listed specifically.....	2,600	5,100	5,100		
12 Total repairs and alterations.....	46,950	51,450	51,450		
Special and miscellaneous current expenses:					
1378 Packing and crating (service) (not for Army).....	500	500	500		
1380 Ordnance and ordnance stores, receiving and issuing of.....	250,036	250,036	291,552		
13 Total special and miscellaneous current expenses.....	250,536	250,536	292,052		
22 Tuition, officers, payment of.....	6,250	6,250	6,250		
Equipment:					
3010 Office furniture, desks, etc.....	2,500	2,500	2,500		
3017 Typewriters, procurement of.....	2,400	2,400	2,400		
3021 Books (scientific, professional, law, reference), journals, pamphlets, manuscripts, atlases, photographs, maps, plans, etc., for libraries, reference, and educational purposes, procurement of.....	1,000	1,000	1,400		
3022 Moving-picture outfits, films, etc.....	250	250	250		
3051 Fuel, preparation and handling appliances, procurement of.....	200	200	200		
3054 Fire-preventing equipment.....	1,000	1,000	1,000		
3059 Tools not otherwise listed, procurement of.....	700	700	700		
Not otherwise listed.....	1,000	3,000	3,000		
30 Total equipment.....	9,050	11,050	11,450		
Total.....	1,023,000	1,066,500	1,183,696		
<b>Ordnance Stores, Ammunition—</b>					
For the development, manufacture, purchase, and maintenance of airplane bombs, pyrotechnics, grenades, ammunition for small arms, targets, and accessories for bomb, small-arms, and machine-gun target practice; and ammunition for military salutes at Government establishments and institutions to which the issues of arms for salutes are authorized ( <i>act Apr. 15, 1926, vol. 44, p. 274</i> ).....				\$2,785,702.00	\$2,801,135.00
	Estimated expenditures, 1928 appropriation	Estimated expenditures, 1927 appropriation	Expended and obligated, 1926		
Personal services:					
District of Columbia.....	\$44,000	\$40,000	\$36,614		
Field service.....	1,612,000	1,465,000	404,000		
The difference between 1928 and 1927 is due to increase in force, \$151,000.	1,656,000	1,505,000	440,614		
Deduct for personal services included in objects named below (field service).....	1,612,000	1,465,000	404,000		
41 Total personal services.....	44,000	40,000	36,614		

*Estimates of appropriations required for the service of the fiscal year ending June 30, 1928—Continued*

General object (title of appropriation), date of acts, references to Statutes at Large, or to Revised Statutes, and estimated amount required for each detailed object				Total amount to be appropriated under each head of appropriation	Amount appropriated for the fiscal year ending June 30, 1927
<b>Ordnance Stores, Ammunition—Continued.</b>					
	Estimated expenditures, 1928 appropriation	Estimated expenditures, 1927 appropriation	Expended and obligated, 1926		
Supplies and materials:					
0204 Photostatic supplies.....	\$300	\$300	\$250		
0205 Care and preservation of ammunition.....	84,000	24,500	4,500		
0270 Ammunition: Powder, projectiles, explosives, etc.....	251,200	380,850	521,036		
0270 Ammunition for target practice.....	2,182,702	2,063,985	172,000		
02 Total supplies and materials.....	2,518,202	2,469,635	697,786		
Travel expenses:					
0600 Civilian employees.....	500	500	1,100		
0620 Officers.....	1,000	1,000	1,900		
06 Total travel expenses.....	1,500	1,500	3,000		
07 Transportation (ordnance materials).....	15,000	15,000	7,000		
12 Repairs and alterations (war equipment).....	35,000	5,000	5,000		
Special and miscellaneous current expenses:					
1381 Experimental and development work.....	77,000	145,000	154,600		
1381 Testing and proving work.....	20,000	50,000	60,000		
13 Total special and miscellaneous current expenses.....	97,000	195,000	214,600		
30 Arms, targets, accessories, etc.....	75,000	75,000	30,000		
Work for other departments.....			11,000		
Deduct for credits to be received for work for other departments.....			11,000		
Total.....	2,785,702	2,801,135	1,000,000		
<b>Manufacture of Arms—</b>					
For developing, manufacturing, repairing, procuring, and issuing arms at the national armories (act Apr. 15, 1926, vol. 44, p. 275).....				\$293,848.00	\$300,000.00
	Estimated expenditures, 1928 appropriation	Estimated expenditures, 1927 appropriation	Expended and obligated, 1926		
Personal services:					
District of Columbia.....	\$9,000	\$11,000	\$12,420		
Field service.....	188,000	170,000	201,000		
The difference between 1928 and 1927 is due to increase in force, \$16,000.	197,000	181,000	213,420		
Deduct for personal services included in objects named below (field service).....	188,000	170,000	201,000		
01 Total personal services.....	9,000	11,000	12,420		
02 Photostatic supplies.....	500	500	800		
Travel expenses:					
0600 Civilian employees.....	100	100	50.00		
0620 Officers.....	400	400	400		
06 Total travel expenses.....	500	500	450		
07 Transportation (ordnance materials).....	1,000	1,000	1,500		
12 Repairs and alterations (war equipment).....	88,757	98,000	75,000		
Special and miscellaneous current expenses:					
1380 Receiving and issuing ordnance and ordnance stores.....	15,000	15,000	17,500		
1381 Experimental and development work.....	21,000	40,000	53,000		
1381 Testing and proving work.....	7,000	7,000	7,000		
13 Total special and miscellaneous current expenses.....	43,000	62,000	77,500		
Equipment:					
3039 Targets, etc.....			72,000		
3039 Rifles, side arms, etc.....	151,091	127,000	149,330		
30 Total equipment.....	151,091	127,000	221,330		
Work for other departments.....			10,000		
Deduct for credits to be received for work for other departments.....			10,000		
Total.....	293,848	300,000	380,000		

*Estimates of appropriations required for the service of the fiscal year ending June 30, 1928—Continued*

General object (title of appropriation), date of acts, references to Statutes at Large, or to Revised Statutes, and estimated amount required for each detailed object				Total amount to be appropriated under each head of appropriation	Amount appropriated for the fiscal year ending June 30, 1927
<b>Ordnance Stores and Supplies—</b> For overhauling, cleaning, repairing, and preserving ordnance and ordnance stores in the hands of troops and at the arsenals, posts, and depots, for purchase and manufacture of ordnance stores to fill requisitions of troops, including materials for cleaning and preserving ordnance and ordnance stores ( <i>act Apr. 15, 1926, vol. 44, p. 275</i> )				\$566, 000. 00	\$595, 000. 00
	Estimated expenditures, 1928 appropriation	Estimated expenditures, 1927 appropriation	Expended and obligated, 1926		
Personal services:					
District of Columbia.....	\$11, 000	\$11, 000	\$985		
Field service.....	120, 000	120, 000	80, 000		
	131, 000	131, 000	80, 985		
Deduct for personal services included in objects named below (field service).....	120, 000	120, 000	80, 000		
01 Total personal services.....	11, 000	11, 000	985		
Supplies and materials:					
0205 Paint for projectiles (maintenance).....	50, 000	55, 000	29, 500		
0205 Cleaning and preserving materials for care and preservation of ordnance and ordnance stores.....	431, 000	434, 000			
02 Total supplies and materials.....	481, 000	489, 000	29, 500		
06 Travel expenses of officers.....	1, 000	1, 000	1, 000		
07 Transportation (ordnance materials).....	3, 000	3, 000	500		
12 Repairs and alterations (war equipment).....	36, 000	37, 000	53, 000		
13 Experimental and development work.....		11, 000	4, 500		
Equipment:					
3031 Cannon, machine guns, and accessories.....			17, 250		
3039 Arm racks, lockers, chests, and pack equipment.....	31, 000	40, 000	12, 265		
3039 Tools, etc.....	3, 000	3, 000	1, 000		
30 Total equipment.....	34, 000	43, 000	30, 515		
Total.....	566, 000	595, 000	120, 000		
<b>Automatic Rifles—</b> For the development, purchase, manufacture, test, repair, and maintenance of automatic machine rifles, or other automatic or semiautomatic guns, including their mounts, sights, and equipments, and the machinery necessary for their manufacture, to remain available until June 30, [1928] 1929 ( <i>act Apr. 15, 1926, vol. 44, p. 275</i> )				175, 000. 00	363, 000. 00
	Estimated expenditures, 1928 appropriation	Estimated expenditures, 1927 appropriation	Expended and obligated, 1926		
Personal services:					
District of Columbia.....	\$5, 000	\$3, 000	\$6, 130		
Field service.....	110, 000	222, 000	130, 000		
	115, 000	230, 000	136, 130		
The difference between 1928 and 1927 is due to decrease in force, \$115,000.					
Deduct for personal services included in objects named below (field service).....	110, 000	222, 000	130, 000		
01 Total personal services.....	5, 000	8, 000	6, 130		
Travel expenses:					
0600 Civilian employees.....	200	300	500		
0620 Officers.....	500	700	825		
06 Total travel expenses.....	700	1, 000	1, 325		
07 Transportation (ordnance materials).....	600	1, 000	840		
12 Repairs and alterations (war equipment).....	73, 000	60, 000	52, 500		
Special and miscellaneous current expenses:					
1381 Experimental and development work.....	23, 500	70, 000	70, 055		
1381 Testing and proving work.....	2, 000	3, 000	6, 150		
13 Total, special and miscellaneous current expenses.....	25, 500	73, 000	76, 205		
30 Equipment: Cannon, machine guns, and accessories.....	70, 200	220, 000	51, 000		
Total.....	175, 000	363, 000	188, 000		

*Estimates of appropriations required for the service of the fiscal year ending June 30, 1928—Continued*

General object (title of appropriation), date of acts, references to Statutes at Large, or to Revised Statutes, and estimated amount required for each detailed object				Total amount to be appropriated under each head of appropriation	Amount appropriated for the fiscal year ending June 30, 1927
<b>Tanks—</b> For the development, purchase, manufacture, test, maintenance, and repair of tanks and other self-propelled armored vehicles, to remain available until June 30, [1928] 1929 (act Apr. 15, 1926, vol. 44, p. 275)-----				\$200, 000. 00	\$264, 000. 00
	Estimated expenditures, 1928 appropriation	Estimated expenditures, 1927 appropriation	Expended and obligated, 1926		
Personal services:					
District of Columbia.....	\$31, 800	\$34, 000	\$24, 812		
Field service.....	130, 000	176, 000	150, 000		
	161, 800	210, 000	174, 812		
The difference between 1928 and 1927 is due to decrease in force, \$48,200.					
Deduct for personal services included in objects named below (field service).....	130, 000	176, 000	150, 000		
01 Total personal services.....	31, 800	34, 000	24, 812		
02 Photostatic supplies.....	1, 000	1, 500	1, 500		
Travel expenses:					
0600 Civilian employees.....	1, 000	1, 500	500		
0620 Officers.....	500	500	200		
06 Total travel expenses.....	1, 500	2, 000	700		
07 Transportation (ordnance materials).....	2, 000	2, 500	2, 000		
12 Repairs and alterations (war equipment).....	116, 200	129, 000	107, 716		
Special and miscellaneous current expenses:					
1381 Experimental and development work.....	42, 500	80, 000	62, 672		
1381 Testing and proving work.....	5, 000	15, 000	15, 000		
13 Total special and miscellaneous current expenses.....	47, 500	95, 000	77, 672		
Total.....	200, 000	264, 000	214, 400		
<b>Field Artillery Armament—</b> For development, purchase, manufacture, and test of mountain, field, and siege cannon, including their carriages, sights, implements, equipments, and the machinery necessary for their manufacture [\$535,000] (act Apr. 15, 1926, vol. 44, p. 275)-----				\$385, 500. 00	
	Estimated expenditures, 1928 appropriation	Estimated expenditures, 1927 appropriation	Expended and obligated, 1926		
Personal services:					
District of Columbia.....	\$35, 000	\$46, 800	\$55, 892		
Field service.....	280, 000	406, 200	424, 000		
	315, 000	452, 000	479, 892		
The difference between 1928 and 1927 is due to decrease in force, \$137,000.					
Deduct for personal services included in objects named below (field service).....	280, 000	406, 200	424, 000		
01 Total personal services.....	35, 000	46, 800	55, 892		
02 Photostatic supplies.....	2, 000	3, 000	2, 500		
Travel expenses:					
0600 Civilian employees.....	1, 000	1, 500	2, 250		
0620 Officers.....	1, 000	1, 700	1, 500		
06 Total travel expenses.....	2, 000	3, 200	3, 750		
07 Transportation (ordnance materials).....	3, 500	4, 000	5, 000		
Special and miscellaneous current expenses:					
1381 Experimental and development work.....	296, 000	418, 000	501, 004		
1381 Testing and proving work.....	30, 000	40, 000	43, 000		
13 Total special and miscellaneous current expenses.....	326, 000	458, 000	544, 004		
Equipment:					
3039 Observing instruments, range finders, etc.....	15, 000	20, 000	21, 500		
3039 Accessories, jigs, etc.....	2, 000	2, 000	2, 000		
30 Total equipment.....	17, 000	22, 000	23, 500		
Total.....	385, 500	535, 000	634, 646		

*Estimates of appropriations required for the service of the fiscal year ending June 30, 1928—Continued*

General object (title of appropriation), date of acts, references to Statutes at Large, or to Revised Statutes, and estimated amount required for each detailed object				Total amount to be appropriated under each head of appropriation	Amount appropriated for the fiscal year ending June 30, 1927
<b>Field Artillery Armament—Continued.</b>					
For purchase, manufacture, maintenance, and test of ammunition for mountain, field, and siege cannon, including the necessary experiments in connection therewith, the machinery necessary for its manufacture, and the necessary storage facilities <b>[\$386,000]</b> (act Apr. 15, 1926, vol. 44, p. 276)-----				\$462, 290. 00	
	Estimated expenditures, 1928 appropriation	Estimated expenditures, 1927 appropriation	Expended and obligated, 1926		
Personal services:					
District of Columbia-----	\$26, 000	\$16, 000	\$16, 080		
Field service-----	292, 000	280, 000	280, 000		
	318, 000	296, 000	296, 080		
The difference between 1928 and 1927 is due to increase in force, \$22,000.					
Deduct for personal services included in objects named below (field service)-----	292, 000	280, 000	280, 000		
01 Total personal services-----	26, 000	16, 000	16, 080		
Supplies and materials:					
0204 Photostatic supplies-----	500	300	250		
0205 Care and preservation of ammunition-----	235, 000	80, 200	48, 000		
0270 Ammunition: Powder, projectiles, explosives, etc-----		83, 000	102, 500		
02 Total supplies and materials-----	235, 500	163, 500	150, 750		
Travel expenses:					
0600 Civilian employees-----	600	600	520		
0620 Officers-----	1, 500	1, 400	1, 155		
06 Total travel expenses-----	2, 100	2, 000	1, 675		
07 Transportation (ordnance materials)-----	7, 000	6, 000	6, 000		
Special and miscellaneous current expenses:					
1381 Experimental and development work-----	151, 690	168, 500	142, 783		
1381 Testing and proving work-----	40, 000	40, 000	66, 500		
13 Total special and miscellaneous current expenses-----	191, 690	198, 500	209, 283		
Total-----	462, 290	386, 000	383, 788		
For alteration and maintenance of the mobile artillery, including the purchase and manufacture of machinery, tools, and materials necessary for the work and the expenses of the mechanics engaged thereon <b>[\$550,000]</b> (same act)-----				575, 000. 00	
	Estimated expenditures, 1928 appropriation	Estimated expenditures, 1927 appropriation	Expended and obligated, 1926		
Personal services:					
District of Columbia-----	\$21, 000	\$21, 000	\$21, 857		
Field service-----	470, 000	470, 000	489, 000		
	491, 000	491, 000	510, 857		
Deduct for personal services included in objects named below (field service)-----	470, 000	470, 000	489, 000		
01 Total personal services-----	21, 000	21, 000	21, 857		
02 Photostatic supplies-----	2, 000	2, 500	3, 000		
0600 Civilian employees-----	350	350	150		
0620 Officers-----	650	650	1, 000		
06 Total travel expenses-----	1, 000	1, 000	1, 150		
07 Transportation (ordnance materials)-----	2, 500	2, 500	2, 500		
12 Repairs and alterations (War equipment)-----	548, 500	523, 000	570, 331		
Total-----	575, 000	550, 000	598, 838		

*Estimates of appropriations required for the service of the fiscal year ending June 30, 1928—Continued*

General object (title of appropriation), date of acts, references to Statutes at Large, or to Revised Statutes, and estimated amount required for each detailed object				Total amount to be appropriated under each head of appropriation	Amount appropriated for the fiscal year ending June 30, 1927
<b>Field Artillery Armament—Continued.</b> For purchase, manufacture, and test of subcaliber guns, ammunition, and other accessories for mountain, field, and siege artillery practice, including the machinery necessary for their manufacture <b>[\$167,000]</b> (act Apr. 15, 1926, vol. 44, p. 275)-----				\$279, 000. 00	
				\$1, 701, 790. 00	\$1, 638, 000. 00
	Estimated expenditures, 1928 appropriation	Estimated expenditures, 1927 appropriation	Expended and obligated, 1926		
Personal services:					
District of Columbia.....	\$4, 000	\$2, 000			
Field service.....	166, 000	98, 000	\$46, 000		
	170, 000	100, 000	46, 000		
The difference between 1928 and 1927 is due to increase in force, \$70,000.					
Deduct for personal services included in objects named below (field service).....	166, 000	98, 000	46, 000		
01 Total personal services.....	4, 000	2, 000			
02 Ammunition for target practice.....	245, 000	137, 500	51, 300		
07 Transportation (ordnance materials).....	7, 000	5, 000	250		
12 Repairs and alterations (targets, etc.).....	6, 000	6, 000	6, 500		
13 Testing and proving work.....	1, 000	1, 000	250		
Equipment:					
3039 Arms, targets, etc.....	15, 000	14, 500	8, 500		
3039 Accessories, figs, etc.....	1, 000	1, 000	1, 200		
30 Total equipment.....	16, 000	15, 500	9, 700		
Total.....	279, 000	167, 000	68, 000		
<b>Proving Grounds, Army—</b> For current expenses of the ordnance proving grounds, comprising the maintenance of rail and water transportation, repairs, alterations, accessories, and service of employees incidental to testing and proving ordnance and ordnance material, hire of assistants for the Ordnance Board, purchase of instruments and articles required for testing and experimental work, building and repairing butts and targets, clearing and grading ranges (act Apr. 15, 1926, vol. 44, p. 275)-----				169, 000. 00	171, 000. 00
	Estimated expenditures, 1928 appropriation	Estimated expenditures, 1927 appropriation	Expended and obligated, 1926		
Personal services:					
Salaries, other than departmental.....	\$10, 000	\$10, 000	\$10, 000		
Field service.....	128, 500	130, 000	140, 000		
	138, 500	140, 000	150, 000		
Difference between 1928 and 1927 is due to decrease in force, \$1,500.					
Deduct for personal services included in objects named below (field service).....	128, 500	130, 000	140, 000		
01 Total personal services.....	10, 000	10, 000	10, 000		
Travel expenses:					
0600 Civilian employees.....	50	50	50		
0620 Officers.....	50	50	50		
06 Total travel expenses.....	100	100	100		
07 Transportation (ordnance materials).....	3, 000	3, 000	3, 000		
Repairs and alterations:					
1210 Roads, walks, and drainage.....	3, 000	3, 000	3, 500		
1220 Water and sewerage.....	1, 000	1, 000	1, 500		
1280 Railroads, sidings, and switches, etc.....	12, 000	12, 000	14, 500		
12 Total repairs and alterations.....	16, 000	16, 000	19, 500		
Special and miscellaneous current expenses:					
1381 Experimental and development work.....	5, 000	5, 000	7, 500		
1381 Testing and proving work.....	113, 900	115, 900	122, 320		
13 Total special and miscellaneous current expenses.....	118, 900	120, 900	129, 820		
Equipment:					
3052 Tools, appliances, etc.....	6, 000	6, 000	7, 000		
3052 Scientific and technical instruments.....	10, 000	10, 000	15, 000		
30 Total equipment.....	16, 000	16, 000	22, 000		
32 Bombproof protection.....	5, 000	5, 000	5, 000		
Total.....	169, 000	171, 000	189, 420		

*Estimates of appropriations required for the service of the fiscal year ending June 30, 1928—Continued*

General object (title of appropriation), date of acts, references to Statutes at Large, or to Revised Statutes, and estimated amount required for each detailed object				Total amount to be appropriated under each head of appropriation	Amount appropriated for the fiscal year ending June 30, 1927
<b>Rock Island Bridge, Rock Island, Ill.—</b> For operating, repair, and preservation of Rock Island bridges and viaduct, and maintenance and repair of the arsenal street connecting the bridges (act Apr. 15, 1926, vol. 44, p. 275)-----				\$30, 000. 00	\$30, 000. 00
	Estimated expenditures, 1928 appropriation	Estimated expenditures, 1927 appropriation	Expended and obligated, 1926		
01 Personal services: Field service.....	\$24, 300	\$24, 300	\$28, 500		
Deduct for personal services included in objects named below.....	24, 300	24, 300	28, 500		
12 Repairs and alterations to bridges.....	30, 000	30, 000	42, 003		
Total.....	30, 000	30, 000	42, 003		
<b>Testing Machines—</b> For necessary professional and skilled labor, purchase of materials, tools, and appliances for operating the testing machines, for investigative test and tests of material in connection with the manufacturing work of the Ordnance Department, and for instruments and materials for operating the chemical laboratory in connection therewith, and for maintenance of the establishment (act Apr. 15, 1926, vol. 44, p. 276)-----				20, 000. 00	20, 000. 00
	Estimated expenditures, 1928 appropriation	Estimated expenditures, 1927 appropriation	Expended and obligated, 1926		
01 Personal services: Field service.....	\$12, 000	\$12, 000	\$15, 000		
Deduct for personal services included in objects named below.....	12, 000	12, 000	15, 000		
13 Experimental and development work.....	18, 000	18, 000	20, 000		
30 Laboratory apparatus, etc.....	2, 000	2, 000	5, 000		
Total.....	20, 000	20, 000	25, 000		
<b>Repairs of Arsenals—</b> For repairs and improvement of arsenals and depots, and to meet such unforeseen expenditures as accidents or other contingencies during the year may render necessary, including machinery for manufacturing purposes in the arsenals [The Secretary of War is authorized, in his discretion, to permit the Davis School District of Farmington, Utah, to secure water for use at the South Weber school from the water supply of the Ogden ordnance reserve depot: <i>Provided</i> , That the United States shall incur no expense under this authority and the Secretary of War may revoke this permission, either temporarily or permanently, at any time that the entire water supply may be needed for use of the Ogden ordnance reserve depot] (act Apr. 15, 1926, vol. 44, p. 276).-----				750, 000. 00	675, 000. 00
	Estimated expenditures, 1928 appropriation	Estimated expenditures, 1927 appropriation	Expended and obligated, 1926		
01 Personal services, field service.....	\$560, 000	\$450, 000	\$450, 000		
The difference between 1928 and 1927 is due to increase in force, \$110,000. Deduct for personal services included in objects named below.....	560, 000	450, 000	450, 000		
07 Transportation (ordnance materials).....	300	250	250		
10 Heat, light, power, water, and electricity (service).....	49, 000	45, 000	45, 000		
Repairs and alterations:					
1200 Officers' quarters.....	47, 636	40, 000	40, 000		
1200 Enlisted men's quarters.....	55, 000	50, 000	50, 000		
1200 Permanent buildings.....	192, 864	204, 750	202, 572		
1200 Temporary buildings.....	30, 311	55, 000	55, 000		
1210 Roads, grounds, walks, etc.....	157, 000	125, 000	125, 000		
1210 Railroad trackage, etc.....	72, 290	65, 000	65, 000		
1220 Waters and sewers.....	41, 000	38, 000	38, 000		
1240 Docks and wharves.....	10, 000	12, 000	12, 000		
1280 Machinery and equipment.....	41, 611	40, 000	40, 000		
1290 Special and miscellaneous repairs and alterations.....	52, 988				
12 Total repairs and alterations.....	700, 700	629, 750	627, 572		
Total.....	750, 000	675, 000	672, 822		

*Estimates of appropriations required for the service of the fiscal year ending June 30, 1928—Continued*

General object (title of appropriation), date of acts, references to Statutes at Large, or to Revised Statutes, and estimated amount required for each detailed object				Total amount to be appropriated under each head of appropriation	Amount appropriated for the fiscal year ending June 30, 1927
<b>Gauges, Dies, and Jigs, for Manufacture—</b> For the development and procurement of gauges, dies, jigs, and other special aids and appliances, including specifications and detailed drawings, to carry out the purpose of section 123 of the national defense act, approved June 3, 1916, as amended by the act approved June 4, 1920 ( <i>act Apr. 15, 1926, vol. 44, p. 276</i> ).....				\$75, 000. 00	\$50, 000. 00
	Estimated expenditures, 1928 appropriation	Estimated expenditures, 1927 appropriation	Expended and obligated, 1926		
Personal services:					
District of Columbia.....	\$9, 200	\$5, 200			
Field service.....	36, 000	24, 000	\$29, 000		
The difference between 1928 and 1927 is due to increase in force, \$16,000.					
01 Total personal services.....	45, 200	29, 200	29, 000		
06 Travel expenses.....	1, 000	1, 000	1, 000		
13 Experimental and development work.....	6, 000	3, 000	3, 000		
30 Equipment: Manufacturing accessories, including jigs, etc.....	22, 800	16, 800	17, 000		
Total.....	75, 000	50, 000	50, 000		
Appropriation for 1927 not asked for 1928 (distribution of captured war devices and trophies).....					19, 000. 00
Total, support of the Regular Army under Ordnance Department.....				7, 789, 340. 00	7, 992, 635. 00
<b>FORTIFICATIONS</b>					
<b>Armament of Fortifications—</b> For development, purchase, manufacture, and test of seacoast cannon for coast defense, including their carriages, sights, implements, equipments, and the machinery necessary for their manufacture <b>[\$357,000]</b> ( <i>act Apr. 15, 1926, vol. 44, p. 276</i> ).....				\$199, 500. 00	
	Estimated expenditures, 1928 appropriation	Estimated expenditures, 1927 appropriation	Expended and obligated, 1926		
Personal services:					
District of Columbia.....	\$20, 000	\$24, 000	\$23, 854		
Field service.....	116, 000	180, 000	200, 000		
The difference between 1928 and 1927 is due to decrease in force, \$68,000.					
Deduct for personal services included in objects named below (field service).....	116, 000	180, 000	200, 000		
01 Total personal services.....	20, 000	24, 000	23, 854		
02 Photostatic supplies.....	600	1, 000	1, 300		
Travel expenses:					
0600 Civilian employees.....	500	500	620		
0620 Officers.....	700	1, 000	840		
06 Total travel expenses.....	1, 200	1, 500	1, 460		
07 Transportation (ordnance materials).....	4, 000	6, 000	7, 000		
Special and miscellaneous current expenses:					
1381 Experimental and development work.....	70, 000	60, 000	55, 000		
1381 Testing and proving work.....	7, 000	9, 000	12, 000		
13 Total special and miscellaneous current expenses.....	77, 000	69, 000	67, 000		
Equipment:					
3031 Cannon, machine guns, and accessories.....	20, 000	25, 000	37, 500		
3032 Carriages for cannon, including accessories and parts.....	76, 700	230, 500	268, 091		
30 Total equipment.....	96, 700	255, 500	305, 591		
Total.....	199, 500	357, 000	406, 205		



*Estimates of appropriations required for the service of the fiscal year ending June 30, 1928—Continued*

General object (title of appropriation), date of acts, references to Statutes at Large, or to Revised Statutes, and estimated amount required for each detailed object	Total amount to be appropriated under each head of appropriation	Amount appropriated for the fiscal year ending June 30, 1927
--	--	--

**Armament of Fortifications—Continued.**

For purchase, manufacture, and test of ammunition for seacoast cannon, and for modernizing projectiles on hand, including the necessary experiments in connection therewith, and the machinery necessary for its manufacture **[\$150,000]** (*act Apr. 15, 1926, vol. 44, p. 276*)-----

**\$144, 000. 00**

	Estimated expenditures, 1928 appropriation	Estimated expenditures, 1927 appropriation	Expended and obligated, 1926
Personal services:			
District of Columbia.....	\$5, 000	\$5, 000	\$9, 687
Field service.....	98, 000	105, 000	124, 000
	103, 000	110, 000	133, 687
Difference between 1928 and 1927 is due to decrease in force, \$7,000.			
Deduct for personal services included in objects named below (field service).....	98, 000	105, 000	124, 000
01 Total personal services.....	5, 000	5, 000	9, 687
Supplies and materials:			
0204 Photostatic supplies.....	600	600	600
0270 Ammunition: powder, projectiles, explosives, etc.....	27, 000		35, 000
02 Total supplies and materials.....	27, 600	600	35, 600
Travel expenses:			
0600 Civilian employees.....	600	600	600
0620 Officers.....	400	400	400
06 Total travel expenses.....	1, 000	1, 000	1, 000
07 Transportation (ordnance materials).....	5, 000	5, 000	5, 000
Special and miscellaneous current expenses:			
1381 Experimental and development work.....	100, 400	133, 400	121, 600
1381 Testing and proving work.....	5, 000	5, 000	6, 800
13 Total special and miscellaneous current expenses.....	105, 400	138, 400	128, 400
Total.....	144, 000	150, 000	179, 687

For purchase, manufacture, and test of subcaliber guns, ammunition, and other accessories for seacoast artillery practice, including the machinery necessary for their manufacture **[\$276,872]** (*same act*)-----

**220, 800. 00**

	Estimated expenditures, 1928 appropriation	Estimated expenditures, 1927 appropriation	Expended and obligated, 1926
Personal services:			
District of Columbia.....	\$4, 000	\$5, 000	
Field service.....	145, 000	160, 000	\$40, 000
	149, 000	165, 000	40, 000
The difference between 1928 and 1927 is due to decrease in force, \$16,000.			
Deduct for personal services included in objects named below (field service).....	145, 000	160, 000	40, 000
01 Total personal services.....	4, 000	5, 000	
02 Ammunition for target practice.....	186, 800	234, 872	29, 433
07 Transportation (ordnance materials).....	6, 000	7, 000	200
12 Repairs and alterations (war equipment).....	10, 000	10, 000	9, 000
30 Arms, targets, accessories, etc.....	14, 000	20, 000	9, 800
Total.....	220, 800	276, 872	48, 433

*Estimates of appropriations required for the service of the fiscal year ending June 30, 1928—Continued*

General object (title of appropriation), date of acts, references to Statutes at Large, or to Revised Statutes, and estimated amount required for each detailed object				Total amount to be appropriated under each head of appropriation	Amount appropriated for the fiscal year ending June 30, 1927
<b>Armament of Fortifications—Continued.</b>					
For alteration and maintenance of seacoast artillery, including the purchase and manufacture of machinery, tools, materials necessary for the work, and expenses of civilian mechanics <b>[\$200,000]</b> (act Apr. 15, 1926, vol. 44, p. 276)-----				\$229, 053. 00	
	Estimated expenditures, 1928 appropriation	Estimated expenditures, 1927 appropriation	Expended and obligated, 1926		\$793, 353. 00
Personal services:					
District of Columbia.....	\$6, 000	\$5, 000	\$19, 125		
Field service.....	162, 000	150, 000	216, 000		
	168, 000	155, 000	235, 125		
The difference between 1928 and 1927 is due to increase in force, \$13,000.					
Deduct for personal services included in objects named below (field service).....	162, 000	150, 000	216, 000		
01 Total personal services.....	6, 000	5, 000	19, 125		
02 Photostatic supplies.....	1, 500	1, 500	2, 000		
Travel expenses:					
0600 Civilian employees.....	200	100			
0620 Officers.....	200	100	150		
06 Total travel expenses.....	400	200	150		
07 Transportation (ordnance materials).....	1, 000	1, 000	1, 700		
12 Repairs and alterations (war equipment).....	220, 153	192, 300	277, 025		
Total.....	229, 053	200, 000	300, 000		
<b>Armament of Fortifications, Insular Possessions—</b>					
For purchase, manufacture, and test of ammunition for seacoast cannon, including the necessary experiments in connection therewith, and the machinery necessary for its manufacture <b>[\$158,100]</b> (act Apr. 15, 1926, vol. 44, p. 276)-----				251, 074. 00	
	Estimated expenditures, 1928 appropriation	Estimated expenditures, 1927 appropriation	Expended and obligated, 1926		
Personal services:					
District of Columbia.....	\$5, 000	\$5, 000	\$8, 693		
Field service.....	150, 000	110, 000	175, 000		
	155, 000	115, 000	183, 693		
The difference between 1928 and 1927 is due to increase in force, \$40,000.					
Deduct for personal services included in objects named below (field service).....	150, 000	110, 000	175, 000		
01 Total personal services.....	5, 000	5, 000	8, 693		
02 Ammunition: Powder, projectiles, explosives, etc.....	243, 074	151, 600	224, 100		
07 Transportation (ordnance materials).....	1, 000	500	1, 000		
13 Experimental and development work.....	2, 000	1, 000	2, 000		
Total.....	251, 074	158, 100	235, 793		
For alteration and maintenance of the seacoast artillery, including the purchase and manufacture of machinery, tools, and materials necessary for the work, and expenses of the civilian mechanics <b>[\$75,000]</b> (same act)---				85, 000. 00	
	Estimated expenditures, 1928 appropriation	Estimated expenditures, 1927 appropriation	Expended and obligated, 1926		
Personal services:					
District of Columbia.....	\$1, 000	\$1, 000	\$1, 987		
Field service.....	45, 000	47, 000	53, 000		
	46, 000	48, 000	54, 987		
The difference between 1928 and 1927 is due to decrease in force, \$2,000.					
Deduct for personal services included in objects named below (field service).....	45, 000	47, 000	53, 000		
01 Total personal services.....	1, 000	1, 000	1, 987		
07 Transportation (ordnance materials).....	1, 000	700	800		
12 Repairs and alterations (war equipment).....	83, 000	73, 300	77, 213		
Total.....	85, 000	75, 000	80, 000		

336, 074. 00

233, 100. 00

*Estimates of appropriations required for the service of the fiscal year ending June 30, 1928—Continued*

General object (title of appropriation), date of acts, references to Statutes at Large, or to Revised Statutes, and estimated amount required for each detailed object				Total amount to be appropriated under each head of appropriation	Amount appropriated for the fiscal year ending June 30, 1927
<b>Armament of Fortifications, Panama Canal—</b> For purchase, manufacture, and test of seacoast cannon for coast defense, including their carriages, sights, implements, equipments, and the machinery necessary for their manufacture <b>[\$55,100]</b> ( <i>act Apr. 15, 1926, vol. 44, p. 277</i> ) -----				\$167, 500. 00	
	Estimated expenditures, 1928 appropriation	Estimated expenditures, 1927 appropriation	Expended and obligated, 1926		
Personal services:					
District of Columbia.....	\$5, 000	\$4, 000	\$2, 977		
Field service.....	90, 000	33, 000	70, 000		
	95, 000	37, 000	72, 977		
The difference between 1928 and 1927 is due to increase in force, \$58,000.					
Deduct for personal services included in objects named below (field service).....	90, 000	33, 000	70, 000		
01 Total personal services.....	5, 000	4, 000	2, 977		
07 Transportation (ordnance materials).....	1, 000	750	1, 500		
Equipment:					
3031 Machine guns, cannon, and accessories.....	161, 500	50, 350	59, 501		
3032 Carriages, etc.....			17, 000		
3039 Observing instruments, etc.....			19, 000		
30 Total equipment.....	161, 500	50, 350	95, 501		
Total.....	167, 500	55, 100	99, 978		
For the purchase, manufacture, and test of ammunition for seacoast and land defense cannon, including the necessary experiments in connection therewith and the machinery necessary for its manufacture <b>[\$95,350]</b> ( <i>same act</i> ) -----				374, 660. 00	
	Estimated expenditures, 1928 appropriation	Estimated expenditures, 1927 appropriation	Expended and obligated, 1926		
Personal services:					
District of Columbia.....	\$7, 000	\$5, 000	\$7, 647		
Field service.....	250, 000	55, 000	125, 000		
	257, 000	60, 000	132, 647		
The difference between 1928 and 1927 is due to increase in force, \$197,000.					
Deduct for personal services included in objects named below (field service).....	250, 000	55, 000	125, 000		
01 Total personal services.....	7, 000	5, 000	7, 647		
02 Ammunition: Powder, projectiles, explosives, etc.....	364, 660	89, 350	189, 551		
07 Transportation (ordnance materials).....	3, 000	1, 000	2, 000		
Total.....	374, 660	95, 350	199, 198		
For the alteration and maintenance and installation of the seacoast artillery, including the purchase and manufacture of machinery, tools, and materials necessary for the work, and expenses of civilian mechanics <b>[\$50,000]</b> ( <i>same act</i> ) -----				62, 300. 00	
				\$604, 460. 00	\$200, 450. 00

*Estimates of appropriations required for the service of the fiscal year ending June 30, 1928—Continued*

General object (title of appropriation), date of acts, references to Statutes at Large, or to Revised Statutes, and estimated amount required for each detailed object				Total amount to be appropriated under each head of appropriation	Amount appropriated for the fiscal year ending June 30, 1927
<b>Armament of Fortifications, Panama Canal—Continued.</b>					
	Estimated expenditures, 1928 appropriation	Estimated expenditures, 1927 appropriation	Expended and obligated, 1926		
Personal services:					
District of Columbia.....	\$1,000	\$1,000	\$993		
Field service.....	30,000	29,000	49,000		
	31,000	30,000	49,993		
The difference between 1928 and 1927 is due to increase in force, \$1,000.					
Deduct for personal services included in objects named below (field service).....	30,000	29,000	49,000		
01 Total personal services.....	1,000	1,000	993		
07 Transportation (ordnance materials).....	300	300	300		
12 Repairs and alterations (war equipment).....	61,000	48,700	58,557		
Total.....	62,300	50,000	59,850		
Total, fortifications, under the Ordnance Department.....				\$1,733,887.00	\$1,417,422.00
Total, military, under Ordnance Department.....				9,523,227.00	9,410,057.00
<b>DEPARTMENTAL</b>					
<b>Salaries, Office of Chief of Ordnance—</b>					
Salaries: For personal services in the District of Columbia in accordance with the classification act of 1923 ( <i>act Apr. 15, 1926, vol. 44, p. 277</i> ).....				155,685.00	158,770.00
	Estimated expenditures, 1928 appropriation	Estimated expenditures, 1927 appropriation	Expended and obligated, 1926		
Departmental service:					
Salaries—					
Clerical, administrative, and fiscal service—					
Grade 9, \$3,000 to \$3,600; average, \$3,300—	Average— No. Salary	Average— No. Salary	Average— No. Salary		
Senior administrative assistant (chief clerk).....	1 \$3,000	1 \$417	1 \$3,000		
Grade 8, \$2,700 to \$3,300; average, \$3,000—					
Administrative assistant (chief clerk).....	1 2,542	1 2,542	1 2,542		
Grade 5, \$1,860 to \$2,400; average, \$2,100—					
Senior clerks.....	4 2,200	4 2,200	4 2,200		
Grade 4, \$1,680 to \$2,040; average, \$1,860—					
Clerk stenographers.....	9 1,880	9 1,880	10 1,878		
Clerks.....	6 1,920	6 1,920	6 1,920		
Grade 3, \$1,500 to \$1,860; average, \$1,680—					
Assistant clerks.....	10 1,740	10 1,740	11 1,718		
Assistant clerk-stenographers.....	22 1,618	22 1,618	19 1,638		
Clerks.....	2 1,530	2 1,530			
Grade 2, \$1,320 to \$1,680; average, \$1,500—					
Junior clerks.....	4 1,590	4 1,590	5 1,524		
Junior clerk-typists.....	12 1,465	12 1,465	11 1,482		
Junior clerk-stenographers.....	9 1,464	9 1,464	9 1,476		
Senior typists.....	3 1,460	3 1,460	3 1,440		
Junior stenographer.....			1 1,440		
Grade 1, \$1,140 to \$1,500; average, \$1,320—					
Underclerks.....	5 1,344	5 1,344	5 1,344		
Underclerk-typists.....	2 1,200	2 1,200	2 1,200		
Subprofessional service—					
Grade 5, \$1,680 to \$2,040; average, \$1,860—					
Library assistant.....	1 1,740	1 1,740	1 1,680		
Grade 4, \$1,500 to \$1,860; average, \$1,680—					
Assistant social service worker.....	1 1,860	1 1,860	1 1,860		
Custodial service—					
Grade 3, \$1,020 to \$1,260; average, \$1,140—					
Messengers.....	3 1,100	3 1,100	4 1,065		
Assistant messenger.....	1 1,080	1 1,080			
The difference between 1928 and 1927 is due to contemplated grade and salary changes pending before Personnel Classification Board, \$834.					
01 Total number of employees.....	95	94 1/2	94 1/2		
Total salaries, departmental service.....	155,685	154,851	154,598		
Reserve.....		3,919			
Total.....	155,685	158,770	154,598		
<p>The services of skilled draftsmen and such other services as the Secretary of War may deem necessary may be employed only in the office of the Chief of Ordnance to carry into effect the various appropriations for the armament of fortifications and for the arming and equipping of the National Guard, to be paid from such appropriations: <i>Provided</i>, That the entire expenditures for this purpose for the fiscal year [1927] 1928 shall not exceed \$250,000, and the Secretary of War shall each year, in the Budget, report to Congress the number of persons so employed, their duties, and the amount paid to each (<i>same act</i>).</p>					

*Estimates of appropriations required for the service of the fiscal year ending June 30, 1928—Continued*

General object title of appropriation), date of acts, references to Statutes at Large, or to Revised Statutes, and estimated amount required for each detailed object				Total amount to be appropriated under each head of appropriation	Amount appropriated for the fiscal year ending June 30, 1927
<i>Salaries, Office of Chief of Ordnance—Continued.</i>					
	Estimated expenditures, 1928 appropriation	Estimated expenditures, 1927 appropriation	Expended and obligated, 1926		
<b>ALLOTMENT ROLL (LUMP-SUM AUTHORIZATION)</b>					
<b>Departmental service:</b>					
<b>Salaries—</b>					
<b>Professional and scientific service—</b>					
Grade 5, \$5,200 to \$6,000; average, \$5,600—	<i>Average—</i>	<i>Average—</i>	<i>Average—</i>		
Senior engineers.....	<i>No. Salary</i>	<i>No. Salary</i>	<i>No. Salary</i>		
Grade 4, \$3,800 to \$5,000; average, \$4,400—	6 \$5,383	6 \$5,383	6 \$5,383		
Engineers.....	9 3,977	9 3,977	9 3,911		
Attorney.....	1 4,000	1 4,000	1 4,000		
Grade 3, \$3,000 to \$3,600; average, \$3,300—					
Associate engineers.....	14 3,135	14 3,057	12 3,125		
Associate attorney.....	1 3,000	1 3,000	1 3,000		
Grade 2, \$2,400 to \$3,000; average, \$2,700—					
Assistant engineers.....	7 2,728	8 2,662	10 2,670		
Grade 1, \$1,800 to \$2,400; average, \$2,100—					
Junior engineer.....	1 2,200	1 2,200	1 2,200		
<b>Subprofessional service—</b>					
Grade 8, \$2,400 to \$3,000; average, \$2,700—					
Chief engineering draftsman.....	3 2,500	2 2,600	2 2,600		
Chief scientific illustrator.....	1 2,400	1 2,400	1 2,400		
Grade 7, \$2,100 to \$2,700; average, \$2,400—					
Principal engineering draftsman.....	1 2,400	1 2,400	1 2,400		
Grade 6, \$1,800 to \$2,400; average, \$2,100—					
Senior engineering draftsman.....	9 2,233	9 2,211	9 2,211		
Senior engineering aid.....	1 1,860	1 1,860	1 1,860		
Grade 5, \$1,680 to \$2,040; average, \$1,860—					
Engineering draftsman.....	4 1,830	4 1,830	4 1,830		
Grade 3, \$1,320 to \$1,680; average, \$1,500—					
Junior engineering draftsman.....	1 1,560	1 1,560	1 1,560		
Underlibrary assistant.....	1 1,380	1 1,380	1 1,380		
Grade 2, \$1,140 to \$1,500; average, \$1,320—					
Apprentice engineering draftsman.....	5 1,188	4 1,194	5 1,188		
<b>Clerical, administrative, and fiscal service—</b>					
Grade 8, \$2,700 to \$3,300; average, \$3,000—					
Administrative assistants.....	2 2,700	2 2,700	1 2,700		
Grade 7, \$2,400 to \$3,000; average, \$2,700—					
Junior administrative assistant.....	1 2,800	1 2,800	1 2,800		
Administrative assistant.....	1 2,700	1 2,700	1 2,700		
Grade 6, \$2,100 to \$2,700; average, \$2,400—					
Principal clerks.....	4 2,400	4 2,400	4 2,400		
Grade 5, \$1,860 to \$2,400; average, \$2,100—					
Senior clerks.....	7 2,257	7 2,257	8 2,282		
Grade 3, \$1,500 to \$1,860; average, \$1,680—					
Assistant clerks.....	1 1,860	1 1,860	2 1,770		
Assistant clerk-stenographers.....	2 1,600	3 1,400	3 1,545		
Senior stenographer.....	1 1,500				
Grade 2, \$1,320 to \$1,680; average, \$1,500—					
Junior stenographers.....	1 1,500	1 1,440	3 1,360		
Junior clerk-typists.....	4 1,410	5 1,368	6 1,370		
Junior clerk-stenographer.....		1 1,320			
<b>Custodial service—</b>					
Grade 3, \$1,020 to \$1,260; average, \$1,140—					
Messengers.....	4 1,110	4 1,110	4 1,110		
Total number of employees.....	93	94 1/2	98 1/2		
Total salaries, departmental service.....	245,000	245,000	249,753		
<b>Field service:</b>					
<b>Salaries and wages—</b>					
Salary range, \$7,500 and upward—					
Director of metallurgical research.....	1 7,500	1 7,500	1 7,500		
Salary range, \$6,000 to \$7,500; average, \$6,750—					
Mechanical engineer.....	1 6,000	1 6,000	1 6,000		
Ordnance engineer.....	1 6,000	1 6,000	1 6,000		
Salary range, \$5,200 to \$6,000; average, \$5,600—					
Ordnance research engineer.....	1 5,200	1 5,200	1 5,200		
Salary range, \$3,800 to \$5,000; average, \$4,400—					
Automotive engineer.....	1 5,000	1 5,000	1 5,000		
Member nitro sales committee.....	1 4,800	1 4,800	1 4,800		
Chief draftsman.....	1 4,200	1 4,200	1 4,200		
Research physicist.....	1 4,200	1 4,200	1 4,200		
Explosives chemical engineer.....	1 4,000	1 4,000	1 4,000		
Pyrotechnic engineer.....	1 4,000	1 4,000	1 4,000		
Automatic rifle designer.....	1 4,000	1 4,000	1 4,000		
Caterpillar artillery vehicle expert.....	1 3,900	1 3,900	1 3,900		
Chemist.....	1 3,800	1 3,800	1 3,800		
Master mechanic.....	1 3,800	1 3,800	1 3,800		
Salary range, \$3,300 to \$3,900; average, \$3,600—					
Armament foreman.....	1 3,630	1 3,630	1 3,630		
Assistant superintendent of production.....	1 3,600	1 3,600	1 3,600		
Plant engineer.....	1 3,600	1 3,600	1 3,600		
Foreman small-arms ammunition department.....	1 3,600	1 3,600	1 3,600		
Optical engineers.....	2 3,520	2 3,520	2 3,520		
General foreman.....	1 3,500	1 3,500	1 3,500		
Mechanical draftsman.....	1 3,500	1 3,500	1 3,500		
Assistant superintendent.....	1 3,500	1 3,500	1 3,500		
Chief draftsmen.....	2 3,450	2 3,450	2 3,450		
Ordnance engineers.....	6 3,400	6 3,400	6 3,400		
Chemists.....	2 3,400	2 3,400	2 3,400		
Clerks, special.....	4 3,315	4 3,315	4 3,315		
Mechanical engineers.....	2 3,300	2 3,300	2 3,300		
Foreman woodworking department.....	1 3,300	1 3,300	1 3,300		

## Estimates of appropriations required for the service of the fiscal year ending June 30, 1928—Continued

General object (title of appropriation), date of acts, references to Statutes at Large, or to Revised Statutes, and estimated amount required for each detailed object				Total amount to be appropriated under each head of appropriation	Amount appropriated for the fiscal year ending June 30, 1927
<i>Salaries, Office of Chief of Ordnance—Continued.</i>					
		Estimated expenditures, 1928 appropriation	Estimated expenditures, 1927 appropriation	Expended and obligated, 1926	
ALLOTMENT ROLL (LUMP-SUM AUTHORIZATION)—CON.					
Field service—Continued.					
Salaries and wages—Continued.					
Salary range, \$3,000 to \$3,600; average, \$3,300—					
	Average—		Average—	Average—	
	No. Salary	No. Salary	No. Salary		
Foreman, artillery vehicle machine shop.....	1 \$3,240	1 \$3,240	1 \$3,240	1 \$3,240	
Foreman, shop plant department.....	1 3,240	1 3,240	1 3,240	1 3,240	
Foreman, planning department.....	1 3,240	1 3,240	1 3,240	1 3,240	
Foreman, electrical department.....	1 3,240	1 3,240	1 3,240	1 3,240	
Master mechanics.....	4 3,200	4 3,200	4 3,200	4 3,200	
Cost accountant.....	1 3,200	1 3,200	1 3,200	1 3,200	
Foreman, armament.....	1 3,124	1 3,124	1 3,124	1 3,124	
Foreman, general.....	1 3,100	1 3,100	1 3,100	1 3,100	
Foremen, machine shop.....	3 3,088	3 3,088	3 3,088	3 3,088	
Foreman, powder plant.....	1 3,000	1 3,000	1 3,000	1 3,000	
Foreman, ammunition.....	1 3,000	1 3,000	1 3,000	1 3,000	
Plant engineer.....	1 3,000	1 3,000	1 3,000	1 3,000	
Automotive engineer.....	1 3,000	1 3,000	1 3,000	1 3,000	
Research engineer.....	1 3,000	1 3,000	1 3,000	1 3,000	
Chief chemist.....	1 3,000	1 3,000	1 3,000	1 3,000	
Metallurgical chemist.....	1 3,000	1 3,000	1 3,000	1 3,000	
Draftsman squad boss.....	1 3,000	1 3,000	1 3,000	1 3,000	
Salary range, \$2,700 to \$3,300; average, \$3,000—					
Chief draftsman.....	2 2,950	2 2,950	2 2,950	2 2,950	
General foremen.....	2 2,900	2 2,900	2 2,900	2 2,900	
Superintendent magazine area.....	1 2,900	1 2,900	1 2,900	1 2,900	
Inspector ordnance material.....	1 2,900	1 2,900	1 2,900	1 2,900	
Foremen, armament.....	4 2,880	4 2,880	4 2,880	4 2,880	
Foreman, breech mechanism shop.....	1 2,880	1 2,880	1 2,880	1 2,880	
Clerks, special.....	13 2,857	13 2,857	13 2,857	13 2,857	
Instrument makers.....	2 2,856	2 2,856	2 2,856	2 2,856	
Ordnance engineers.....	4 2,850	4 2,850	4 2,850	4 2,850	
Computers.....	3 2,833	3 2,833	3 2,833	3 2,833	
Machinists, armament.....	2 2,804	2 2,804	2 2,804	2 2,804	
Machinist, resident.....	1 2,804	1 2,804	1 2,804	1 2,804	
Machinist, special.....	1 2,804	1 2,804	1 2,804	1 2,804	
Foreman, proof assistant.....	1 2,800	1 2,800	1 2,800	1 2,800	
Foreman, mechanical trades.....	1 2,760	1 2,760	1 2,760	1 2,760	
Armorer.....	1 2,751	1 2,751	1 2,751	1 2,751	
Draftsman, mechanical.....	3 2,750	3 2,750	3 2,750	3 2,750	
Foreman, armament.....	1 2,700	1 2,700	1 2,700	1 2,700	
Foremen, general.....	2 2,700	2 2,700	2 2,700	2 2,700	
Foreman, artillery shop.....	1 2,700	1 2,700	1 2,700	1 2,700	
Foreman, millwright.....	1 2,700	1 2,700	1 2,700	1 2,700	
Foreman, carpenter.....	1 2,700	1 2,700	1 2,700	1 2,700	
Superintendent of plant.....	1 2,700	1 2,700	1 2,700	1 2,700	
Master mechanic.....	1 2,700	1 2,700	1 2,700	1 2,700	
Chief engineer.....	1 2,700	1 2,700	1 2,700	1 2,700	
Electrical engineer.....	1 2,700	1 2,700	1 2,700	1 2,700	
Chemists.....	2 2,700	2 2,700	2 2,700	2 2,700	
Inspector of ordnance.....	1 2,700	1 2,700	1 2,700	1 2,700	
Salary range, \$2,400 to \$3,000; average, \$2,700—					
Foreman, foundry.....	1 2,652	1 2,652	1 2,652	1 2,652	
Foreman, bridges.....	1 2,652	1 2,652	1 2,652	1 2,652	
Foreman, tin shop.....	1 2,650	1 2,650	1 2,650	1 2,650	
Foremen, ammunition.....	5 2,648	5 2,648	5 2,648	5 2,648	
Foreman, mechanics.....	1 2,640	1 2,640	1 2,640	1 2,640	
Foreman, proof house.....	1 2,640	1 2,640	1 2,640	1 2,640	
Wireman.....	1 2,620	1 2,620	1 2,620	1 2,620	
Foreman, mechanical trades.....	1 2,604	1 2,604	1 2,604	1 2,604	
Foreman, bag-loading plant.....	1 2,600	1 2,600	1 2,600	1 2,600	
Foreman, pipe shop.....	1 2,600	1 2,600	1 2,600	1 2,600	
Foreman, shell loading.....	1 2,600	1 2,600	1 2,600	1 2,600	
Proof director.....	1 2,600	1 2,600	1 2,600	1 2,600	
Draftsman, designing.....	3 2,600	3 2,600	3 2,600	3 2,600	
Foreman, hydraulic press department.....	1 2,592	1 2,592	1 2,592	1 2,592	
Foremen, toolmakers.....	3 2,563	3 2,563	3 2,563	3 2,563	
Chemists.....	5 2,560	5 2,560	5 2,560	5 2,560	
Inspectors, ordnance material.....	2 2,550	2 2,550	2 2,550	2 2,550	
Foreman, assistant machinist.....	1 2,554	1 2,554	1 2,554	1 2,554	
Foremen, electrical shop.....	5 2,542	5 2,542	5 2,542	5 2,542	
Foremen, inspectors.....	3 2,536	3 2,536	3 2,536	3 2,536	
Machinists, armament.....	5 2,532	5 2,532	5 2,532	5 2,532	
Production assistants, estimator.....	7 2,528	7 2,528	7 2,528	7 2,528	
Foremen, equipment.....	2 2,526	2 2,526	2 2,526	2 2,526	
Foremen, machine shop.....	5 2,519	5 2,519	5 2,519	5 2,519	
Foremen, armament.....	10 2,516	10 2,516	10 2,516	10 2,516	
Chemists, assistant.....	4 2,500	4 2,500	4 2,500	4 2,500	
Engineers, pyrotechnic.....	2 2,500	2 2,500	2 2,500	2 2,500	
Master mechanic.....	1 2,500	1 2,500	1 2,500	1 2,500	
Metallurgical assistant.....	1 2,500	1 2,500	1 2,500	1 2,500	
Inspector, assistant, ordnance material.....	1 2,500	1 2,500	1 2,500	1 2,500	
Computer.....	1 2,500	1 2,500	1 2,500	1 2,500	
Accountant.....	1 2,500	1 2,500	1 2,500	1 2,500	
Machinists, resident.....	2 2,490	2 2,490	2 2,490	2 2,490	
Foremen of shops.....	2 2,490	2 2,490	2 2,490	2 2,490	
Clerks, special.....	29 2,483	29 2,483	29 2,483	29 2,483	
Draftsman, mechanical.....	17 2,476	17 2,476	17 2,476	17 2,476	
Storekeepers.....	6 2,450	6 2,450	6 2,450	6 2,450	
Foremen, assistant.....	3 2,437	3 2,437	3 2,437	3 2,437	
Foreman, general labor.....	1 2,412	1 2,412	1 2,412	1 2,412	
Foreman, blacksmith.....	1 2,412	1 2,412	1 2,412	1 2,412	
Foremen, plumbers.....	2 2,406	2 2,406	2 2,406	2 2,406	
Foremen, carpenters.....	2 2,403	2 2,403	2 2,403	2 2,403	
Foreman, storekeeper.....	1 2,400	1 2,400	1 2,400	1 2,400	
Foreman, painter.....	1 2,400	1 2,400	1 2,400	1 2,400	

*Estimates of appropriations required for the service of the fiscal year ending June 30, 1928—Continued*

General object (title of appropriation), date of acts, references to Statutes at Large, or to Revised Statutes, and estimated amount required for each detailed object	Estimated expenditures, 1928 appropriation		Estimated expenditures, 1927 appropriation		Expended and obligated, 1926	Total amount to be appropriated under each head of appropriation	Amount appropriated for the fiscal year ending June 30, 1927
Salaries, Office of Chief of Ordnance—Continued.							
ALLOTMENT ROLL (LUMP-SUM AUTHORIZATION)—CON.							
Field service—Continued.							
Salaries and wages—Continued.							
Salary range, \$2,400 to 3,000; average, \$2,700—Con.							
	No.	Average—Salary	No.	Average—Salary	No.	Average—Salary	
Foreman, molder	1	\$2,400	1	\$2,400	1	\$2,400	
Foreman, sheet and drawn metal shop	1	2,400	1	2,400	1	2,400	
Foreman, planning room	1	2,400	1	2,400	1	2,400	
Foreman, case shop	1	2,400	1	2,400	1	2,400	
Foreman, construction	1	2,400	1	2,400	1	2,400	
Foreman, sorting shop	1	2,400	1	2,400	1	2,400	
Foreman, water and sewage	1	2,400	1	2,400	1	2,400	
Foreman, small arms	1	2,400	1	2,400	1	2,400	
Foreman, storehouse	1	2,400	1	2,400	1	2,400	
Proof directors	4	2,400	4	2,400	4	2,400	
Inspectors tanks and tractors	2	2,400	2	2,400	2	2,400	
Inspectors tanks	6	2,400	6	2,400	6	2,400	
Engineers of tests	3	2,400	3	2,400	3	2,400	
Superintendent of supplies	1	2,400	1	2,400	1	2,400	
Chemist, junior	1	2,400	1	2,400	1	2,400	
Yardmaster	1	2,400	1	2,400	1	2,400	
Surveillance inspectors	2	2,400	2	2,400	2	2,400	
Mechanical estimator	1	2,400	1	2,400	1	2,400	
Physicist, associate	1	2,400	1	2,400	1	2,400	
Machinist, general	1	2,400	1	2,400	1	2,400	
Salary range, \$2,100 to \$2,700; average, \$2,400—							
Foreman, mechanical trades	1	2,364	1	2,364	1	2,364	
Gang bosses	5	2,340	5	2,340	5	2,340	
Foreman, water and sewage	1	2,328	1	2,328	1	2,328	
Fire chief	1	2,304	1	2,304	1	2,304	
Foreman, pattern maker	1	2,304	1	2,304	1	2,304	
Foreman, heat treatment	1	2,304	1	2,304	1	2,304	
Foremen, shops	6	2,303	6	2,303	6	2,303	
Foreman, assistant powder plant	1	2,300	1	2,300	1	2,300	
Draftsmen, designing	2	2,300	2	2,300	2	2,300	
Master armorer	1	2,300	1	2,300	1	2,300	
Clerk	1	2,300	1	2,300	1	2,300	
Engineer, chemical	1	2,300	1	2,300	1	2,300	
Proof director	1	2,300	1	2,300	1	2,300	
Subinspectors	5	2,292	5	2,292	5	2,292	
Repair man, traveling armament	1	2,279	1	2,279	1	2,279	
Foremen, assistant machinists	7	2,261	7	2,261	7	2,261	
Foreman, primer shop	1	2,256	1	2,256	1	2,256	
Carpenters	5	2,253	5	2,253	5	2,253	
Jeweler	1	2,253	1	2,253	1	2,253	
Foreman, operator	1	2,250	1	2,250	1	2,250	
Foreman, carpenter	1	2,250	1	2,250	1	2,250	
Foreman, ammunition assembler	1	2,250	1	2,250	1	2,250	
Foreman, lens grinder	1	2,250	1	2,250	1	2,250	
Foreman, case shop	1	2,250	1	2,250	1	2,250	
Accountants	2	2,250	2	2,250	2	2,250	
Production assistants	10	2,212	10	2,212	10	2,212	
Toolmakers	12	2,212	12	2,212	12	2,212	
Foreman, paint and wood department	1	2,208	1	2,208	1	2,208	
Foreman, painter	1	2,208	1	2,208	1	2,208	
Foreman, boiler house	1	2,208	1	2,208	1	2,208	
Draftsmen, mechanical	12	2,207	12	2,207	12	2,207	
Machinists, resident	20	2,205	20	2,205	20	2,205	
Electrician	1	2,204	1	2,204	1	2,204	
Foremen, ammunition	2	2,200	2	2,200	2	2,200	
Gauge checkers	2	2,200	2	2,200	2	2,200	
Estimators	4	2,200	4	2,200	4	2,200	
Computer	1	2,200	1	2,200	1	2,200	
Chemist, assistant	1	2,200	1	2,200	1	2,200	
Foreman, laborers	1	2,200	1	2,200	1	2,200	
Foreman, material keeper	1	2,200	1	2,200	1	2,200	
Armorer	1	2,200	1	2,200	1	2,200	
Foremen, machinist	4	2,190	4	2,190	4	2,190	
Instrument makers	5	2,169	5	2,169	5	2,169	
Foreman, machinist	1	2,160	1	2,160	1	2,160	
Instructor, mechanical, ordnance school	1	2,160	1	2,160	1	2,160	
Machinists, general	10	2,157	10	2,157	10	2,157	
Repairmen, tractor	2	2,153	2	2,153	2	2,153	
Storekeeper	1	2,136	1	2,136	1	2,136	
Diesinker	1	2,128	1	2,128	1	2,128	
Printer	1	2,128	1	2,128	1	2,128	
Machinists, armament	23	2,125	23	2,125	23	2,125	
Foreman, garage	1	2,124	1	2,124	1	2,124	
Clerks, special	26	2,123	26	2,123	26	2,123	
Pipe fitters	3	2,103	3	2,103	3	2,103	
Proof assistant	1	2,100	1	2,100	1	2,100	
Magazine keeper	1	2,100	1	2,100	1	2,100	
Blacksmith	1	2,100	1	2,100	1	2,100	
Engineman, stationary	1	2,100	1	2,100	1	2,100	
Inspector, surveillance	1	2,100	1	2,100	1	2,100	
Inspectors, ordnance material	2	2,100	2	2,100	2	2,100	
Tool designer	1	2,100	1	2,100	1	2,100	
Gauge designer	1	2,100	1	2,100	1	2,100	
Foreman, police	1	2,100	1	2,100	1	2,100	
Foreman, planning department	1	2,100	1	2,100	1	2,100	
Foreman, shell shop	1	2,100	1	2,100	1	2,100	
Foreman, box and packing	1	2,100	1	2,100	1	2,100	
Foreman, plating	1	2,100	1	2,100	1	2,100	
Foreman, assistant, powder and loading	1	2,100	1	2,100	1	2,100	
Foreman, auto repair shop	1	2,100	1	2,100	1	2,100	
Foreman, small arms shop	1	2,100	1	2,100	1	2,100	

## Estimates of appropriations required for the service of the fiscal year ending June 30, 1928—Continued

General object (title of appropriation), date of acts, references to Statutes at Large, or to Revised Statutes, and estimated amount required for each detailed object				Total amount to be appropriated under each head of appropriation	Amount appropriated for the fiscal year ending June 30, 1927
<i>Salaries, Office of Chief of Ordnance—Continued.</i>					
	Estimated expenditures, 1928 appropriation	Estimated expenditures, 1927 appropriation	Expended and obligated, 1926		
<b>ALLOTMENT ROLL (LUMP-SUM AUTHORIZATION)—CON.</b>					
Field service—Continued.					
Salaries and wages—Continued.					
Salary range, \$1,860 to \$2,400; average, \$2,100—					
Foreman, assistant pipefitter.....	Average— No. 1 Salary \$2,064	Average— No. 1 Salary \$2,064	Average— No. 1 Salary \$2,064		
Pattern makers.....	5 2,040	5 2,040	5 2,040		
Repairmen, auto.....	2 2,029	2 2,029	2 2,029		
Sheet-metal workers.....	2 2,003	2 2,003	2 2,003		
Metal plater.....	1 2,003	1 2,003	1 2,003		
Engineman, locomotive.....	1 2,003	1 2,003	1 2,003		
Machinists, armament.....	7 2,003	7 2,003	7 2,003		
Inspector, surveillance.....	1 2,000	1 2,000	1 2,000		
Laboratory assistant.....	1 2,000	1 2,000	1 2,000		
Foreman, shop.....	1 2,000	1 2,000	1 2,000		
Foreman, storehouse.....	1 2,000	1 2,000	1 2,000		
Proof director.....	1 2,000	1 2,000	1 2,000		
Subinspectors.....	18 1,994	18 1,994	18 1,994		
Millwrights.....	8 1,992	8 1,992	8 1,992		
Proof assistants.....	3 1,987	3 1,987	3 1,987		
Plumbers.....	4 1,984	4 1,984	4 1,984		
Repairmen, tractor.....	22 1,972	22 1,972	22 1,972		
Toolhardeners.....	3 1,970	3 1,970	3 1,970		
Blacksmiths.....	4 1,960	4 1,960	4 1,960		
Instrument makers.....	13 1,960	13 1,960	13 1,960		
Foremen, assemblers.....	2 1,956	2 1,956	2 1,956		
Foreman, painter.....	1 1,956	1 1,956	1 1,956		
Steamfitters.....	2 1,950	2 1,950	2 1,950		
Launch captain.....	1 1,944	1 1,944	1 1,944		
Machinists.....	100 1,940	100 1,940	100 1,940		
Enginemen, stationary.....	13 1,938	13 1,938	13 1,938		
Toolmakers.....	57 1,937	57 1,937	57 1,937		
Printers.....	2 1,936	2 1,936	2 1,936		
Diemakers.....	4 1,928	4 1,928	4 1,928		
Gang bosses.....	9 1,926	9 1,926	9 1,926		
Draftsmen, mechanical.....	8 1,923	8 1,923	8 1,923		
Carpenters.....	12 1,922	12 1,922	12 1,922		
Chemist.....	1 1,920	1 1,920	1 1,920		
Chemist assistants.....	2 1,920	2 1,920	2 1,920		
Repairman, traveling armament.....	1 1,920	1 1,920	1 1,920		
Foreman, testing ground.....	1 1,920	1 1,920	1 1,920		
Foremen, ballistic.....	2 1,908	2 1,908	2 1,908		
Production assistants.....	11 1,906	11 1,906	11 1,906		
Boilermakers.....	2 1,903	2 1,903	2 1,903		
Foreman, paint and woodworking department.....	1 1,903	1 1,903	1 1,903		
Molder.....	1 1,903	1 1,903	1 1,903		
Patternmaker.....	1 1,903	1 1,903	1 1,903		
Foreman, assistant paint shop.....	1 1,900	1 1,900	1 1,900		
Foreman, roundhouse.....	1 1,900	1 1,900	1 1,900		
Engineman, crane.....	1 1,900	1 1,900	1 1,900		
Storekeepers.....	7 1,897	7 1,897	7 1,897		
Clerks.....	11 1,895	11 1,895	11 1,895		
Electricians.....	10 1,890	10 1,890	10 1,890		
Painters.....	5 1,890	5 1,890	5 1,890		
Police sergeants.....	2 1,890	2 1,890	2 1,890		
Foremen, mechanical trades.....	2 1,884	2 1,884	2 1,884		
Gage checkers.....	4 1,884	4 1,884	4 1,884		
Padmaker.....	1 1,884	1 1,884	1 1,884		
Clerks, special.....	11 1,882	11 1,882	11 1,882		
Gauge makers.....	6 1,882	6 1,882	6 1,882		
Auto mechanic.....	1 1,878	1 1,878	1 1,878		
Cement finisher.....	1 1,878	1 1,878	1 1,878		
Foreman, small-arms shop.....	1 1,878	1 1,878	1 1,878		
Foreman, assistant.....	1 1,878	1 1,878	1 1,878		
Lens grinders.....	2 1,878	2 1,878	2 1,878		
Mason.....	1 1,878	1 1,878	1 1,878		
Pipefitter.....	1 1,878	1 1,878	1 1,878		
Steamfitter.....	1 1,878	1 1,878	1 1,878		
Tinsmith.....	1 1,878	1 1,878	1 1,878		
Leather cutter.....	1 1,878	1 1,878	1 1,878		
Yardmaster.....	1 1,878	1 1,878	1 1,878		
Firemen, stationary.....	3 1,873	3 1,873	3 1,873		
Belt adjuster.....	1 1,870	1 1,870	1 1,870		
Welder acetylene.....	1 1,870	1 1,870	1 1,870		
Accountant.....	1 1,860	1 1,860	1 1,860		
Computers.....	4 1,860	4 1,860	4 1,860		
Foreman, track.....	1 1,860	1 1,860	1 1,860		
Clerks.....	3 1,860	3 1,860	3 1,860		
Timekeeper.....	1 1,860	1 1,860	1 1,860		
Salary range, \$1,680 to \$2,040; average, \$1,860—					
Drop forgers.....	2 1,853	2 1,853	2 1,853		
Enginemen, stationary.....	5 1,836	5 1,836	5 1,836		
Millwright.....	1 1,827	1 1,827	1 1,827		
Printers.....	5 1,823	5 1,823	5 1,823		
Chief firefighters.....	3 1,816	3 1,816	3 1,816		
Boilermakers.....	2 1,808	2 1,808	2 1,808		
Enginemen, locomotive.....	2 1,812	2 1,812	2 1,812		
Molders.....	3 1,803	3 1,803	3 1,803		
Operators, automatic screw.....	5 1,803	5 1,803	5 1,803		
Operators, explosives.....	6 1,803	6 1,803	6 1,803		
Electricians.....	7 1,802	7 1,802	7 1,802		
Chief checker.....	1 1,800	1 1,800	1 1,800		
Conductors, railroad.....	2 1,800	2 1,800	2 1,800		
Dispatcher.....	1 1,800	1 1,800	1 1,800		
Draftsman, copyist.....	1 1,800	1 1,800	1 1,800		



*Estimates of appropriations required for the service of the fiscal year ending June 30, 1928—Continued*

General object (title of appropriation), date of acts, references to Statutes at Large, or to Revised Statutes, and estimated amount required for each detailed object

Total amount to be appropriated under each head of appropriation

Amount appropriated for the fiscal year ending June 30, 1927

*Salaries, Office of Chief of Ordnance—Continued.*

	Estimated expenditures, 1928 appropriation	Estimated expenditures, 1927 appropriation	Expended and obligated, 1926
<b>ALLOTMENT ROLL (LUMP-SUM AUTHORIZATION)—CON.</b>			
<b>Field service—Continued.</b>			
<b>Salaries and wages—Continued.</b>			
Salary range, \$1,680 to \$2,040; average, \$1,860—con.	<i>Average—</i>	<i>Average—</i>	<i>Average—</i>
	No. Salary	No. Salary	No. Salary
Foreman, assistant experimental loading.....	1 \$1,800	1 \$1,800	1 \$1,800
Foreman, fuse loading.....	2 1,800	2 1,800	2 1,800
Foreman, explosives handlers.....	1 1,800	1 1,800	1 1,800
Foreman, garage.....	1 1,800	1 1,800	1 1,800
Foreman, gardener.....	1 1,800	1 1,800	1 1,800
Foreman, general.....	1 1,800	1 1,800	1 1,800
Foreman, mechanical trades.....	1 1,800	1 1,800	1 1,800
Foreman, police.....	1 1,800	1 1,800	1 1,800
Foreman, stables.....	1 1,800	1 1,800	1 1,800
Foreman, storehouse.....	1 1,800	1 1,800	1 1,800
Magazine keeper.....	1 1,800	1 1,800	1 1,800
Mechanic, small arms.....	1 1,800	1 1,800	1 1,800
Repairman, maintenance.....	1 1,800	1 1,800	1 1,800
Skilled workmen.....	2 1,800	2 1,800	2 1,800
Production assistants.....	2 1,790	2 1,790	2 1,790
Steamfitters.....	3 1,789	3 1,789	3 1,789
Foreman, labor.....	1 1,788	1 1,788	1 1,788
Machinists, armament.....	18 1,783	18 1,783	18 1,783
Repairmen, auto.....	2 1,782	2 1,782	2 1,782
Jewelers.....	3 1,778	3 1,778	3 1,778
Pattern makers.....	2 1,778	2 1,778	2 1,778
Rigger.....	1 1,778	1 1,778	1 1,778
Tool hardener.....	1 1,778	1 1,778	1 1,778
Photographers.....	2 1,776	2 1,776	2 1,776
Gang bosses.....	3 1,770	3 1,770	3 1,770
Machinists.....	74 1,770	74 1,770	74 1,770
Toolmakers.....	11 1,769	11 1,769	11 1,769
Enginemen, crane.....	4 1,765	4 1,765	4 1,765
Carpenters.....	25 1,755	25 1,755	25 1,755
Enginemen, power roller.....	2 1,753	2 1,753	2 1,753
Foreman, assistant labor.....	1 1,753	1 1,753	1 1,753
Foreman, assistant cloth and leather.....	1 1,753	1 1,753	1 1,753
Instrument makers.....	7 1,753	7 1,753	7 1,753
Masons.....	2 1,753	2 1,753	2 1,753
Operators, machine.....	3 1,753	3 1,753	3 1,753
Painters.....	2 1,753	2 1,753	2 1,753
Tinsmith.....	1 1,753	1 1,753	1 1,753
Workers, sheet metal.....	2 1,753	2 1,753	2 1,753
Gage checker.....	1 1,752	1 1,752	1 1,752
Riveter.....	1 1,752	1 1,752	1 1,752
Firemen, stationary.....	8 1,751	8 1,751	8 1,751
Subinspectors.....	9 1,751	9 1,751	9 1,751
Laboratory assistant.....	1 1,750	1 1,750	1 1,750
Switchboard assistants.....	7 1,748	7 1,748	7 1,748
Repairmen, tractor.....	7 1,747	7 1,747	7 1,747
Proof assistants.....	8 1,742	8 1,742	8 1,742
Blacksmiths.....	10 1,740	10 1,740	10 1,740
Plumbers.....	2 1,740	2 1,740	2 1,740
Storekeepers.....	9 1,740	9 1,740	9 1,740
Chauffeurs.....	5 1,736	5 1,736	5 1,736
Clerks, special.....	13 1,731	13 1,731	13 1,731
Tool dressers.....	4 1,728	4 1,728	4 1,728
Welders, acetylene.....	2 1,728	2 1,728	2 1,728
Clerks.....	30 1,718	30 1,718	30 1,718
Draftsmen, mechanical.....	10 1,716	10 1,716	10 1,716
Storekeepers, assistant.....	5 1,716	5 1,716	5 1,716
Plater.....	1 1,703	1 1,703	1 1,703
Foreman, carpenter.....	1 1,700	1 1,700	1 1,700
Foreman, harness shop.....	1 1,700	1 1,700	1 1,700
Stenographers.....	6 1,690	6 1,690	6 1,690
Foreman, blue-print shop.....	1 1,680	1 1,680	1 1,680
Gang boss, labor.....	1 1,680	1 1,680	1 1,680
Gang bosses, explosives operators.....	4 1,680	4 1,680	4 1,680
Matron.....	1 1,680	1 1,680	1 1,680
Salary range, \$1,500 to \$1,860; average, \$1,680—			
Clerk.....	1 1,680	1 1,680	1 1,680
Craneman, electrical.....	1 1,678	1 1,678	1 1,678
Harness makers.....	2 1,678	2 1,678	2 1,678
Engineman, stationary.....	1 1,668	1 1,668	1 1,668
Line man.....	1 1,656	1 1,656	1 1,656
Production assistants.....	3 1,655	3 1,655	3 1,655
Pipe fitters.....	2 1,653	2 1,653	2 1,653
Tool dressers.....	5 1,653	5 1,653	5 1,653
Machinists.....	69 1,639	69 1,639	62 1,639
Cranemen.....	2 1,628	2 1,628	2 1,628
Drillers, barrel arms.....	2 1,628	2 1,628	2 1,628
Fillers, saw.....	2 1,628	2 1,628	2 1,628
Lens grinders.....	4 1,628	4 1,628	4 1,628
Roofers.....	2 1,628	2 1,628	2 1,628
Straightener, barrel arms.....	1 1,628	1 1,628	1 1,628
Photographers.....	2 1,624	2 1,624	2 1,624
Foreman.....	1 1,620	1 1,620	1 1,620
Gang bosses, explosive operators.....	2 1,620	2 1,620	2 1,620
Police chief.....	1 1,620	1 1,620	1 1,620
Welders, acetylene.....	3 1,618	3 1,618	3 1,618
Blacksmiths.....	2 1,615	2 1,615	2 1,615
Firemen, stationary.....	25 1,614	25 1,614	25 1,614
Yardmasters.....	2 1,610	2 1,610	2 1,610
Electricians.....	9 1,608	9 1,608	9 1,608

## Estimates of appropriations required for the service of the fiscal year ending June 30, 1928—Continued

General object title of appropriation), date of acts, references to Statutes at Large, or to Revised Statutes, and estimated amount required for each detailed object				Total amount to be appropriated under each head of appropriation		Amount appropriated for the fiscal year ending June 30, 1927	
<i>Salaries, Office of Chief of Ordnance—Continued.</i>							
				Estimated expenditures, 1928 appropriation	Estimated expenditures, 1927 appropriation	Expended and obligated, 1926	
<b>ALLOTMENT ROLL (LUMP-SUM AUTHORIZATION)—CON.</b>							
Field service—Continued.							
Salaries and wages—Continued.							
Salary range, \$1,500 to \$1,800; average, \$1,680—Con.							
				Average— No. Salary	Average— No. Salary	Average— No. Salary	
Operators, filter.....				3 \$1,608	3 \$1,608	3	\$1,608
Operator, refrigerating machine.....				1 1,608	1 1,608	1	1,608
Repairman, typewriter.....				1 1,608	1 1,608	1	1,608
Enginemen, crane.....				6 1,603	6 1,603	6	1,603
Helpers, pipe fitter.....				4 1,603	4 1,603	4	1,603
Worker, sheet metal.....				1 1,603	1 1,603	1	1,603
Dry house attendants.....				3 1,600	3 1,600	3	1,600
Police chiefs, assistant.....				3 1,600	3 1,600	3	1,600
Toolmakers.....				10 1,598	10 1,598	5	1,598
Armorer.....				1 1,596	1 1,596	1	1,596
Packers.....				14 1,592	14 1,592	4	1,592
Foremen, track.....				2 1,586	2 1,586	2	1,586
Chauffeurs.....				2 1,585	2 1,585	2	1,585
Painters.....				19 1,585	19 1,585	19	1,585
Polishers.....				7 1,584	7 1,584	7	1,584
Carpenters.....				19 1,583	19 1,583	19	1,583
Plumbers.....				2 1,582	2 1,582	2	1,582
Millwrights.....				6 1,581	6 1,581	6	1,581
Foremen, firefighter.....				3 1,580	3 1,580	3	1,580
Gang bosses, storage.....				8 1,579	8 1,579	8	1,579
Worker, leather.....				1 1,578	1 1,578	1	1,578
Printer.....				1 1,577	1 1,577	1	1,577
Riggers.....				2 1,577	2 1,577	2	1,577
Foremen, laborer.....				5 1,571	5 1,571	5	1,571
Furnacemen.....				6 1,569	6 1,569	6	1,569
Laboratory assistants.....				8 1,566	8 1,566	8	1,566
Storekeepers.....				10 1,566	10 1,566	10	1,566
Mechanics, tractor.....				2 1,565	2 1,565	2	1,565
Masons.....				2 1,565	2 1,565	2	1,565
Repair men, tractor.....				9 1,565	9 1,565	9	1,565
Operators, machine.....				55 1,564	55 1,564	35	1,564
Dynamo tenders.....				3 1,560	3 1,560	3	1,560
Engineman, low crane.....				1 1,560	1 1,560	1	1,560
Repair men, auto.....				9 1,560	9 1,560	9	1,560
Storekeepers.....				2 1,560	2 1,560	2	1,560
Typist.....				1 1,560	1 1,560	1	1,560
Molder.....				1 1,553	1 1,553	1	1,553
Subinspectors.....				43 1,553	43 1,553	23	1,553
Gunner.....				1 1,552	1 1,552	1	1,552
Material keeper.....				1 1,552	1 1,552	1	1,552
Assemblers.....				6 1,544	6 1,544	6	1,544
Proof assistants.....				9 1,544	9 1,544	9	1,544
Helpers, storekeeper's.....				4 1,542	4 1,542	4	1,542
Firefighters.....				12 1,541	12 1,541	12	1,541
Operators, explosives.....				35 1,539	35 1,539	35	1,539
Checkers.....				22 1,538	22 1,538	12	1,538
Stenographers.....				8 1,537	8 1,537	8	1,537
Chief sheet-metal worker.....				1 1,536	1 1,536	1	1,536
Gang bosses.....				2 1,536	2 1,536	2	1,536
Hostlers.....				3 1,533	3 1,533	3	1,533
Machine adjusters.....				6 1,527	6 1,527	6	1,527
Temperers.....				4 1,527	4 1,527	4	1,527
Clerks.....				77 1,524	77 1,524	77	1,524
Gardener.....				1 1,524	1 1,524	1	1,524
Shippers.....				3 1,520	3 1,520	3	1,520
Draftsmen, mechanical.....				6 1,512	6 1,512	5	1,512
Police men.....				24 1,503	24 1,503	24	1,503
Box maker.....				1 1,502	1 1,502	1	1,502
Bluer.....				1 1,502	1 1,502	1	1,502
Foremen, assistant labor.....				2 1,502	2 1,502	2	1,502
Helper, blacksmith's.....				1 1,502	1 1,502	1	1,502
Helper, carpenter's.....				1 1,502	1 1,502	1	1,502
Helpers, machinists.....				3 1,502	3 1,502	1	1,502
Helper, mason's.....				1 1,502	1 1,502	1	1,502
Melter.....				1 1,502	1 1,502	1	1,502
Repairman, maintenance.....				1 1,502	1 1,502	1	1,502
Reamer, barrel arms.....				1 1,502	1 1,502	1	1,502
Shop checkers.....				4 1,502	4 1,502	4	1,502
Stock finishers.....				3 1,502	3 1,502	3	1,502
Tool keeper.....				1 1,502	1 1,502	1	1,502
Clerk.....				1 1,500	1 1,500	1	1,500
Clerks, special.....				2 1,500	2 1,500	2	1,500
Enginemen, gasoline.....				3 1,500	3 1,500	3	1,500
Repairman, armament.....				1 1,500	1 1,500	1	1,500
Salary range, \$1,320 to \$1,680; average, \$1,500—							
Skilled laborers.....				12 1,493	12 1,493	2	1,493
Carpenters.....				3 1,460	3 1,460	3	1,460
Foremen, assistant labor.....				3 1,458	3 1,458	3	1,458
Cranemen.....				2 1,452	2 1,452	2	1,452
Grinders.....				2 1,452	2 1,452	2	1,452
Helper, steam fitter's.....				1 1,452	1 1,452	1	1,452
Helpers, storekeeper's.....				6 1,452	6 1,452	6	1,452
Polisher.....				1 1,452	1 1,452	1	1,452
Worker, leather.....				1 1,452	1 1,452	1	1,452
Machine adjusters.....				18 1,448	18 1,448	18	1,448
Operators, explosives.....				78 1,442	48 1,442	38	1,442
Riggers.....				5 1,442	5 1,442	5	1,442
Benchmen.....				12 1,440	12 1,440	12	1,440
Clerks, special.....				6 1,440	6 1,440	6	1,440

## Estimates of appropriations required for the service of the fiscal year ending June 30, 1928—Continued

General object (title of appropriation), date of acts, references to Statutes at Large, or to Revised Statutes, and estimated amount required for each detailed object				Total amount to be appropriated under each head of appropriation	Amount appropriated for the fiscal year ending June 30, 1927	
Salaries, Office of Chief of Ordnance—Continued.						
ALLOTMENT ROLL (LUMP-SUM AUTHORIZATION)—CON.						
Field service—Continued.						
Salaries and wages—Continued.						
Salary range, \$1,320 to \$1,680; average, \$1,500—Con.						
	Average—		Average—		Expended and obligated, 1926	
	No.	Salary	No.	Salary		
Computer.....	1	\$1,440	1	\$1,440	1	\$1,440
Foreman, track.....	1	1,440	1	1,440	1	1,440
Foreman, explosives handler.....	1	1,428	1	1,428	1	1,428
Helpers, laboratory.....	2	1,428	2	1,428	2	1,428
Chippers.....	3	1,427	3	1,427	3	1,427
Engineman, steam.....	1	1,427	1	1,427	1	1,427
Fireman.....	1	1,427	1	1,427	1	1,427
Foreman, locomotive.....	1	1,427	1	1,427	1	1,427
Printer.....	1	1,427	1	1,427	1	1,427
Painters.....	5	1,422	5	1,422	5	1,422
Firemen, crane.....	2	1,415	2	1,415	2	1,415
Assemblers.....	19	1,406	19	1,406	19	1,406
Machinists.....	34	1,405	34	1,405	4	1,405
Engineman, gasoline.....	1	1,404	1	1,404	1	1,404
Helper, plumber.....	1	1,404	1	1,404	1	1,404
Proof assistant.....	1	1,404	1	1,404	1	1,404
Operators, air compressor.....	2	1,402	2	1,402	2	1,402
Printer, assistant.....	1	1,402	1	1,402	1	1,402
Production assistants.....	3	1,402	3	1,402	3	1,402
Repair man, maintenance.....	1	1,402	1	1,402	1	1,402
Repair man, traveling armament.....	1	1,402	1	1,402	1	1,402
Hostlers, stable.....	2	1,400	2	1,400	2	1,400
Janitors.....	2	1,400	2	1,400	2	1,400
Librarian.....	1	1,400	1	1,400	1	1,400
Statistician.....	1	1,400	1	1,400	1	1,400
Firemen, stationary.....	9	1,398	9	1,398	9	1,398
Operators, machine.....	92	1,394	92	1,394	81	1,394
Shop checkers.....	6	1,394	6	1,394	6	1,394
Subinspector.....	18	1,393	18	1,393	8	1,393
Gang bosses.....	9	1,392	9	1,392	9	1,392
Laborers.....	6	1,390	6	1,390	6	1,390
Helper, firemen.....	9	1,386	9	1,386	9	1,386
Checkers.....	20	1,383	20	1,383	20	1,383
Material keepers.....	8	1,383	8	1,383	8	1,383
Draftsman, copyist.....	2	1,380	2	1,380	2	1,380
Foremen, locomotive.....	2	1,380	2	1,380	2	1,380
Foreman, janitor.....	1	1,380	1	1,380	1	1,380
Foreman, stable.....	1	1,380	1	1,380	1	1,380
Operator, filter.....	1	1,380	1	1,380	1	1,380
Police sergeant.....	1	1,380	1	1,380	1	1,380
Shipper.....	1	1,380	1	1,380	1	1,380
Spray painters.....	2	1,380	2	1,380	2	1,380
Toolkeepers.....	9	1,380	9	1,380	9	1,380
Repairmen, tractor.....	7	1,378	7	1,378	7	1,378
Annealer.....	1	1,377	1	1,377	1	1,377
Boxmaker.....	1	1,377	1	1,377	1	1,377
Cranemaker, electric.....	1	1,377	1	1,377	1	1,377
Dry house attendant.....	1	1,377	1	1,377	1	1,377
Foremen, labor.....	5	1,377	5	1,377	5	1,377
Chauffeurs.....	11	1,376	11	1,376	11	1,376
Laboratory assistants.....	4	1,374	4	1,374	4	1,374
Gunners.....	19	1,368	19	1,368	19	1,368
Operators, drawbridge.....	3	1,368	3	1,368	3	1,368
Gardeners.....	3	1,356	3	1,356	3	1,356
Policemen.....	33	1,356	33	1,356	33	1,356
Typists.....	7	1,354	7	1,354	7	1,354
Munitions handlers.....	10	1,353	10	1,353	10	1,353
Storekeepers, assistant.....	11	1,353	11	1,353	11	1,353
Belt adjuster.....	1	1,352	1	1,352	1	1,352
Helpers, auto repairmen's.....	2	1,352	2	1,352	2	1,352
Helpers, riggers'.....	3	1,352	3	1,352	3	1,352
Packers.....	8	1,352	8	1,352	3	1,352
Clerks.....	64	1,342	64	1,342	64	1,342
Helpers, machinists'.....	23	1,337	23	1,337	13	1,337
Stenographers.....	13	1,334	13	1,334	13	1,334
Toolmakers.....	6	1,332	6	1,332	1	1,332
Helpers, carpenters'.....	8	1,328	8	1,328	8	1,328
Browner.....	1	1,327	1	1,327	1	1,327
Operators, explosives.....	10	1,328				
Furnaceman, assistant.....	1	1,327	1	1,327	1	1,327
Helpers, millwrights'.....	14	1,327	14	1,327	14	1,327
Helper, pipe fitter's.....	1	1,327	1	1,327	1	1,327
Bluer.....	1	1,320	1	1,320	1	1,320
Draftsmen, mechanical.....	3	1,320	3	1,320	3	1,320
Electrician.....	1	1,320	1	1,320	1	1,320
Hostler.....	1	1,320	1	1,320	1	1,320
Salary range, \$1,140 to \$1,500; average, \$1,320—						
Firemen.....	3	1,350	3	1,350	3	1,350
Painters.....	4	1,308	4	1,308	4	1,308
Operators, drawbridge.....	3	1,296	3	1,296	3	1,296
Proof assistant.....	1	1,296	1	1,296	1	1,296
Helpers, plumbers'.....	4	1,286	4	1,286	4	1,286
Operators, filter water.....	6	1,277	6	1,277	6	1,277
Toolmakers, apprentice.....	2	1,277	2	1,277	2	1,277
Riggers.....	5	1,276	5	1,276	5	1,276
Foreman.....	1	1,272	1	1,272	1	1,272
Gardeners.....	3	1,269	3	1,269	3	1,269
Armors.....	5	1,268	5	1,268	5	1,268
Tool keepers.....	2	1,268	2	1,268	2	1,268

*Estimates of appropriations required for the service of the fiscal year ending June 30, 1928—Continued*

General object (title of appropriation), date of acts, references to Statutes at Large, or to Revised Statutes, and estimated amount required for each detailed object	Estimated expenditures, 1928 appropriation		Estimated expenditures, 1927 appropriation		Expended and obligated, 1926		Total amount to be appropriated under each head of appropriation	Amount appropriated for the fiscal year ending June 30, 1927
Salaries, Office of Chief of Ordnance—Continued.								
ALLOTMENT ROLL (LUMP-SUM AUTHORIZATION)—con.								
Field service—Continued.								
Salaries and wages—Continued.								
Salary range, \$1,140 to \$1,500; average, \$1,320—Con.								
	No.	Average—Salary	No.	Average—Salary	No.	Average—Salary		
Explosives handlers.....	61	\$1,266	61	\$1,266	21	\$1,266		
Helpers, auto repair men's.....	3	1,264	3	1,264	3	1,264		
Hostlers.....	2	1,260	2	1,260	2	1,260		
Oilers.....	11	1,258	11	1,258	11	1,258		
Helpers, carpenters'.....	14	1,253	14	1,253	14	1,253		
Foreman, track.....	1	1,252	1	1,252	1	1,252		
Foreman, labor.....	1	1,252	1	1,252	1	1,252		
Helper, blacksmith's.....	1	1,252	1	1,252	1	1,252		
Helpers, laborers'.....	2	1,252	2	1,252	2	1,252		
Helper, mason's.....	1	1,252	1	1,252	1	1,252		
Helpers, pipe fitters'.....	5	1,252	5	1,252	5	1,252		
Plumber.....	1	1,252	1	1,252	1	1,252		
Tool chaser.....	1	1,252	1	1,252	1	1,252		
Chauffeurs.....	8	1,251	8	1,251	8	1,251		
Helpers, laboratory.....	2	1,251	2	1,251	2	1,251		
Chief checker.....	1	1,250	1	1,250	1	1,250		
Repair men, tractor.....	2	1,250	2	1,250	2	1,250		
Foreman, assistant labor.....	1	1,248	1	1,248	1	1,248		
Checkers.....	26	1,245	26	1,245	21	1,245		
Coal passers.....	3	1,236	3	1,236	3	1,236		
Helpers, electricians'.....	4	1,233	4	1,233	4	1,233		
Janitors.....	11	1,233	11	1,233	11	1,233		
Material keepers.....	12	1,232	12	1,232	12	1,232		
Helpers, tinsmiths'.....	4	1,227	4	1,227	4	1,227		
Movemen.....	2	1,227	2	1,227	2	1,227		
Laborers.....	300	1,225	300	1,225	295	1,225		
Teamsters.....	5	1,220	5	1,220	5	1,220		
Benchmen.....	9	1,218	9	1,218	9	1,218		
Laborers, trackmen.....	3	1,218	3	1,218	3	1,218		
Policemen.....	16	1,218	16	1,218	16	1,218		
Watchmen.....	14	1,217	14	1,217	14	1,217		
Helpers, machine.....	41	1,211	41	1,211	41	1,211		
Packers.....	10	1,207	10	1,207	5	1,207		
Helpers, molders'.....	5	1,202	5	1,202	5	1,202		
Foremen, explosives handler.....	1	1,200	1	1,200	1	1,200		
Hostler, stable.....	1	1,200	1	1,200	1	1,200		
Laboratory assistant.....	1	1,200	1	1,200	1	1,200		
Repairman, auto.....	1	1,200	1	1,200	1	1,200		
Shippers.....	4	1,200	4	1,200	4	1,200		
Shop checkers.....	17	1,200	17	1,200	17	1,200		
Toolmaker.....	1	1,200	1	1,200	5	1,200		
Operators, photostat.....	2	1,193	2	1,193	2	1,193		
Operators, machine.....	125	1,189	100	1,189	58	1,189		
Gunners.....	10	1,188	10	1,188	10	1,188		
Helpers, storekeepers'.....	4	1,188	4	1,188	4	1,188		
Messengers.....	2	1,188	2	1,188	2	1,188		
Stenographers.....	4	1,185	4	1,185	4	1,185		
Operators, calculating-machine.....	3	1,180	3	1,180	3	1,180		
Munitions handlers.....	21	1,180	21	1,180	21	1,180		
Spray painter.....	1	1,177	1	1,177	1	1,177		
Temperer.....	1	1,177	1	1,177	1	1,177		
Operators, duplicating-machine.....	2	1,170	2	1,170	2	1,170		
Clerks.....	92	1,162	92	1,162	92	1,162		
Typists.....	17	1,161	17	1,161	17	1,161		
Belt adjuster.....	1	1,152	1	1,152	1	1,152		
Helper, steam-fitter.....	1	1,152	1	1,152	1	1,152		
Helper, tractor repairman.....	1	1,152	1	1,152	1	1,152		
Firemen, stationary.....	9	1,150	9	1,150	9	1,150		
Blacksmith.....	1	1,140	1	1,140	1	1,140		
Clerks, minor.....	19	1,140	19	1,140	19	1,140		
Draftsmen, copyist.....	2	1,140	2	1,140	2	1,140		
Plater.....	1	1,127	1	1,127	1	1,127		
Salary range, \$1,020 to \$1,260; average, \$1,140—								
Helper, mason.....	1	1,177	1	1,177	1	1,177		
Helpers, storekeepers'.....	3	1,128	3	1,128	3	1,128		
Munitions handler.....	1	1,127	1	1,127	1	1,127		
Plater.....	1	1,127	1	1,127	1	1,127		
Armorer.....	1	1,125	1	1,125	1	1,125		
Helpers, carpenters'.....	3	1,111	3	1,111	3	1,111		
Helpers, machinists'.....	11	1,110	11	1,110	11	1,110		
Helpers, blacksmiths'.....	2	1,102	2	1,102	2	1,102		
Helper, millwright.....	1	1,102	1	1,102	1	1,102		
Checker.....	1	1,100	1	1,100	1	1,100		
Clerks.....	11	1,090	11	1,090	11	1,090		
Janitors.....	28	1,082	28	1,082	28	1,082		
Packers.....	3	1,081	3	1,081	3	1,081		
Tool keeper.....	1	1,080	1	1,080	1	1,080		
Watchmen.....	2	1,080	2	1,080	2	1,080		
Laborers.....	250	1,079	250	1,079	223	1,079		
Plumber.....	1	1,077	1	1,077	1	1,077		
Material keepers.....	5	1,072	5	1,072	5	1,072		
Assemblers.....	6	1,071	6	1,071	6	1,071		
Painters.....	10	1,071	10	1,071	10	1,071		
Gardeners.....	2	1,068	2	1,068	2	1,068		
Carpenter.....	1	1,066	1	1,066	1	1,066		
Moveman.....	1	1,062	1	1,062	1	1,062		
Operator, blue print.....	1	1,062	1	1,062	1	1,062		
Clerks, minor.....	3	1,040	3	1,040	3	1,040		
Subinspectors.....	23	1,033	23	1,033	13	1,033		

## Estimates of appropriations required for the service of the fiscal year ending June 30, 1928—Continued

General object (title of appropriation), date of acts, references to Statutes at Large, or to Revised Statutes, and estimated amount required for each detailed object				Total amount to be appropriated under each head of appropriation	Amount appropriated for the fiscal year ending June 30, 1927
<b>Salaries, Office of Chief of Ordnance—Continued.</b>					
<b>ALLOTMENT ROLL (LUMP-SUM AUTHORIZATION)—CON.</b>					
<b>Field service—Continued.</b>					
<b>Salaries and wages—Continued.</b>					
Salary range, \$1,020 to \$1,260; average, \$1,140—Con.	<i>Average—</i>	<i>Average—</i>	<i>Average—</i>		
	No. Salary	No. Salary	No. Salary		
Operator, star gauge.....	1 \$1,032	1 \$1,032	1 \$1,032		
Operators, machine.....	125 1,029	100 1,029	25 1,029		
Machine adjuster.....	1 1,027	1 1,027	1 1,027		
Shop checker.....	1 1,027	1 1,027	1 1,027		
Hostler, stable.....	1 1,020	1 1,020	1 1,020		
Teamster.....	1 1,020	1 1,020	1 1,020		
Salary range, \$900 to \$1,140; average, \$1,020—					
Helper, storekeeper.....	1 1,008	1 1,008	1 1,008		
Laborers, girls.....	3 1,002	3 1,002	3 1,002		
Chauffeurs.....	2 1,000	2 1,000	2 1,000		
Janitors.....	4 981	4 981	4 981		
Charwomen.....	2 977	2 977	2 977		
Laborers.....	110 966	110 966	97 966		
Fire fighter.....	1 960	1 960	1 960		
Hostlers, stable.....	3 960	3 960	3 960		
Operator, blue-print machine.....	1 960	1 960	1 960		
Operator, telephone.....	1 960	1 960	1 960		
Watchmen.....	3 960	3 960	3 960		
Machinists, general.....	6 952	6 952	1 952		
Subinspectors.....	7 952	7 952	7 952		
Tool makers, apprentice.....	2 952	2 952	2 952		
Hostler.....	1 948	1 948	1 948		
Operators, explosives.....	169 943	69 943	9 943		
Operators, sewing-machine.....	69 943	59 943	9 943		
Checkers.....	10 939	10 939	1 939		
Helpers, machinist.....	3 928	3 928	3 928		
Operators, elevator.....	2 926	2 926	2 926		
Operators, machine.....	10 926	10 926	10 926		
Packers.....	10 920	10 920	2 920		
Clerks, minor.....	6 910	6 910	6 910		
Draftsman, apprentice.....	1 900	1 900	1 900		
Explosives handlers.....	4 900	4 900	4 900		
Helpers, armorers.....	2 900	2 900	2 900		
Helpers, leather workers.....	2 900	2 900	2 900		
Helper, packer's.....	1 900	1 900	1 900		
Helper, painter's.....	1 900	1 900	1 900		
Shipper.....	1 900	1 900	1 900		
Teamsters.....	2 900	2 900	2 900		
Tracer.....	1 900	1 900	1 900		
Messenger.....	1 900	1 900	1 900		
Salary range \$780 to \$1,020; average, \$900—					
Clerks, minor.....	2 858	2 858	2 858		
Laborers.....	75 835	75 835	65 835		
Laborers, boy.....	4 834	10 834	3 834		
Fireman.....	1 828	1 828	1 828		
Toolmakers.....	12 826	12 826	2 826		
Janitors.....	3 800	3 800	3 800		
Salary range, \$600 to \$780; average, \$690—					
Machinist, apprentice.....	1 726	1 726	1 726		
Blue print boy.....	1 720	1 720	1 720		
Messenger girl.....	1 720	1 720	1 720		
Laborers, boy.....	3 713	2 713	3 713		
Clerks, minor.....	6 660	6 660	6 660		
Laborers.....	84 707	70 707	54 707		
Machinists, general.....	12 626	12 626	2 626		
Rigger.....	1 626	1 626	1 626		
Messenger boys.....	4 600	4 600	4 600		
Salary range, \$420 to \$600; average, \$510—					
Messenger boy.....	1 540	1 540	1 540		
Laborers.....	69 538	69 538	19 538		
Assemblers.....	3 518	3 518	3 518		
Messenger girls.....	2 500	2 500	2 500		
Tinner.....	1 500	1 500	1 500		
Blacksmith.....	1 451	1 451	1 451		
Salary range, \$240 to \$420; average, \$330—					
Riggers, assistant.....	6 391	6 391	6 391		
Janitress.....	1 390	1 390	1 390		
Polishers.....	3 351	3 351	3 351		
Tinners.....	2 325	2 325	2 325		
Messenger.....	1 346	1 346	1 346		
Janitors.....	3 319	3 319	3 319		
Helpers, carpenters.....	9 319	9 319	9 319		
Helpers, machinists.....	5 310	5 310	5 310		
Laborers.....	53 276	54 276	54 276		
Total average number of employees.....	4,975	4,800	4,200		
Total salaries and wages, field service.....	7,150,000	6,960,000	6,289,630		
The difference between 1928 and 1927 is due to increase in force.					
<b>Total under Ordnance Department.....</b>				<b>\$9,678,912.00</b>	<b>\$9,568,827.00</b>

## Estimates of appropriations required for the service of the fiscal year ending June 30, 1928—Continued

General object (title of appropriation), date of acts, references to Statutes at Large, or to Revised Statutes, and estimated amount required for each detailed object	Total amount to be appropriated under each head of appropriation	Amount appropriated for the fiscal year ending June 30, 1927
<p style="text-align: center;"><b>CHEMICAL WARFARE SERVICE</b></p> <p style="text-align: center;"><b>SUPPORT OF THE REGULAR ARMY</b></p> <p><i>Chemical Warfare Service, Army—</i>  For purchase, manufacture, and test of chemical warfare gases or other toxic substances, gas masks, or other offensive or defensive materials or appliances required for gas-warfare purposes, including all necessary investigations, research, design, experimentation, and operations connected therewith; purchase of chemicals, special scientific and technical apparatus and instruments; construction, maintenance, and repair of plants, buildings, and equipment, and the machinery therefor; receiving, storing, and issuing of supplies, comprising police and office duties, rents, tolls, fuels, gasoline, lubricants, paints and oils, rope and cordage, light, water, advertising, stationery, typewriting and adding machines, including their exchange, office furniture, tools, and instruments; for incidental expenses; for civilian employees; for libraries of the Chemical Warfare Service and subscriptions to periodicals which may be paid for in advance; for expenses incidental to the organization, training, and equipment of special gas troops not otherwise provided for, including the training of the Army in chemical warfare, both offensive and defensive, together with the necessary schools, tactical demonstrations, and maneuvers; for current expenses of chemical projectile filling plants and proving grounds, including construction and maintenance of rail transportation, repairs, alterations, accessories, building and repairing, butts and targets, clearing and grading ranges, <b>[\$1,232,980] \$1,154,780</b> [of which sum not to exceed \$25,000 shall remain available until Oct. 1, 1927, and may be used in completing agricultural research experiments in exterminating the cotton boll weevil] (act Apr. 15, 1926, vol. 44, p. 277)</p>	\$1, 154, 780. 00	\$1, 232, 980. 00

	Estimated expenditures, 1928 appropriation		Estimated expenditures, 1927 appropriation		Expended and obligated, 1926	
	No.	Average—Salary	No.	Average—Salary	No.	Average—Salary
<b>Departmental service:</b>						
<b>Salaries—</b>						
Professional and scientific services—						
Grade 4, \$3,800 to \$5,000; average, \$4,400—						
Scientist, chemist.....	1	\$4, 200	1	\$4, 200	1	\$4, 200
Scientist, engineer.....	1	4, 200	1	4, 200	1	4, 200
Clerical, administrative, and fiscal service—						
Grade 9, \$3,000 to \$3,600; average, \$3,300—						
Senior administrative assistant.....	1	3, 300	1	3, 300	1	3, 250
Grade 5, \$1,860 to \$2,400; average, \$2,100—						
Senior clerk.....	1	1, 920	1	1, 920	1	1, 860
Grade 4, \$1,680 to \$2,040; average, \$1,860—						
Clerk-stenographers.....	3	1, 740	3	1, 740	2½	1, 740
Grade 3, \$1,500 to \$1,860; average, \$1,680—						
Assistant clerk.....					½	1, 560
Assistant clerk.....					½	1, 500
Grade 2, \$1,320 to \$1,680; average, \$1,500—						
Junior clerk, typist (temporary).....	½	1, 320	½	1, 320	½	1, 320
Total number of employees.....	7½		7½		7½	
Total salaries, departmental service.....		19, 028. 00		19, 028. 00		19, 155. 06
<b>Field service:</b>						
<b>Salaries and wages—</b>						
Salary range, \$7,500 and over—						
Chief chemist.....	1	7, 500	1	7, 500	1	7, 500
Salary range, \$5,200 to \$6,000; average, \$5,600—						
Chemists.....	3	5, 200	3	5, 200	3	5, 200
Engineer, calorimetric and ballistic.....	1	5, 200	1	5, 200	1	5, 200
Chemists.....	2	4, 800	3	4, 800	3	4, 800
Salary range, \$3,800 to \$5,000; average, \$4,400—						
Chemist.....	1	4, 400	1	4, 400	1	4, 400
Chemists.....	2	4, 000	2	4, 000	2	4, 000
Supervisor, chemical plants.....	1	3, 900	1	3, 900	1	3, 900
Chemists.....	2	3, 800	3	3, 800	3	3, 800
Pathologist.....	1	3, 800	1	3, 800	1	3, 800
Salary range, \$3,300 to \$3,900; average, \$3,600—						
Chemist.....	1	3, 500	1	3, 500	1	3, 500
Chemist, associate.....	1	3, 400	1	3, 400	1	3, 400
Engineer, structural.....	1	3, 400	1	3, 400	1	3, 400
Salary range, \$3,000 to \$3,600; average, \$3,300—						
Chemists.....	2	3, 300	2	3, 300	3	3, 300
Engineer, mechanical, associate.....	1	3, 100	1	3, 100	1	3, 100
Engineer, chemical, associate.....	1	3, 000	1	3, 000	1	3, 000
Chemical technologist, associate.....	1	3, 000	1	3, 000	1	3, 000
Chemists, associate.....	2	3, 000	2	3, 000	2	3, 000
Chemist, associate, Grade II.....	1	3, 000	1	3, 000	1	3, 000
Engineer, electric.....			1	3, 000	1	3, 000
Engineer associate.....	1	3, 000	1	3, 000	1	3, 000
Physicist, associate.....	1	3, 000	2	3, 000	2	3, 000
Toxicologist.....	1	3, 000	1	3, 000	1	3, 000
Engineman, chief.....	1	3, 000	1	3, 000	1	3, 000
Salary range, \$2,700 to \$3,300; average, \$3,000—						
Purchasing agent, senior.....	1	3, 000	1	3, 000	1	3, 000
Patent expert.....					1	3, 000
Munitions inspector.....	1	2, 800	1	2, 800	1	2, 800
Chemist, associate.....	1	2, 800	1	2, 800	1	2, 800
Engineer, mechanical, assistant, Grade I.....	1	2, 800	1	2, 800	1	2, 800
Supervisor of maintenance.....	1	2, 700	1	2, 700	1	2, 700

*Estimates of appropriations required for the service of the fiscal year ending June 30, 1928—Continued*

General object (title of appropriation), date of acts, references to Statutes at Large, or to Revised Statutes, and estimated amount required for each detailed object				Total amount to be appropriated under each head of appropriation	Amount appropriated for the fiscal year ending June 30, 1927
<i>Chemical Warfare Service, Army—Continued.</i>					
	Estimated expenditures, 1928 appropriation	Estimated expenditures, 1927 appropriation	Expended and obligated, 1926		
Field service—Continued.					
Salaries and wages—Continued.					
Salary range, \$2,700 to \$3,300, average \$3,000—Con.	<i>Average—</i>	<i>Average—</i>	<i>Average—</i>		
	No. Salary	No. Salary	No. Salary		
Chemist.....	1 \$2,700	1 \$2,700	1 \$2,700		
Chemical technologist, associate.....	1 2,700	2 2,700	2 2,700		
Chemists, associate.....	5 2,700	8 2,700	8 2,700		
Superintendent, experimental machine shop.....	1 2,700	1 2,700	1 2,700		
Photographer.....	1 2,700	1 2,700	1 2,700		
Engineer, chief, aid.....	1 2,700	1 2,700	1 2,700		
Engineer, mechanical, assistant.....	1 2,700	1 2,700	1 2,700		
Salary range, \$2,400 to \$3,000; average, \$2,700—					
Clerk.....	1 2,700	1 2,700	1 2,700		
Chemist, assistant, grade I.....	1 2,600	1 2,600	1 2,600		
Plasterer.....	1 2,600	1 2,600	1 2,600		
Bricklayer.....	1 2,500	3 2,500	3 2,500		
Chemists, assistant.....	1 2,500	2 2,500	2 2,500		
Foremen electricians.....	1 2,500	1 2,500	1 2,500		
Laboratory mechanic.....	1 2,500	1 2,500	1 2,500		
Lead burner.....	1 2,500	1 2,500	1 2,500		
Clerks.....	2 2,500	2 2,500	2 2,500		
Superintendent, gas patrol, assistant.....	1 2,440	1 2,440	1 2,440		
Chemists, associate.....	2 2,400	3 2,400	3 2,400		
Accountant, junior.....	1 2,400	1 2,400	1 2,400		
Chemical aid, principal.....	1 2,400	1 2,400	1 2,400		
Production investigator.....	1 2,400	1 2,400	1 2,400		
Chemical technologist, associate.....	2 2,400	2 2,400	2 2,400		
Engineer aid, senior.....	1 2,400	1 2,400	1 2,400		
Draftsman, mechanical.....	1 2,400	1 2,400	1 2,400		
Toxicologists.....	3 2,400	4 2,400	4 2,400		
Foreman, machinist.....	1 2,400	1 2,400	1 2,400		
Salary range, \$2,100 to \$2,700; average, \$2,400—					
Instrument maker.....	1 2,300	1 2,300	1 2,300		
Chemists, assistant.....	2 2,300	3 2,300	3 2,300		
Engineer, watch.....	4 2,300	4 2,300	4 2,300		
Dienmaker.....	1 2,300	1 2,300	1 2,300		
Foreman, pipe fitter.....	1 2,300	1 2,300	1 2,300		
Foreman, welder.....	1 2,300	1 2,300	1 2,300		
Electrician, armature winder.....	1 2,200	1 2,200	1 2,200		
Superintendent of munitions.....	1 2,200	1 2,200	1 2,200		
Electrician, lineman.....	1 2,200	1 2,200	1 2,200		
Chemist, assistant.....	1 2,200	1 2,200	1 2,200		
Foreman, carpenter.....	1 2,200	1 2,200	1 2,200		
Foreman, rigger.....	1 2,200	1 2,200	1 2,200		
Draftsman.....	1 2,200	1 2,200	1 2,200		
Draftsman, chemical plant.....	1 2,200	1 2,200	1 2,200		
Draftsman, mechanical.....	1 2,200	2 2,200	2 2,200		
Chemists, junior.....	2 2,200	2 2,200	2 2,200		
Toolmakers.....	1 2,200	6 2,200	6 2,200		
Clerk.....	1 2,200	1 2,200	1 2,200		
Sheet-metal worker.....	1 2,200	1 2,200	1 2,200		
Foreman, painter.....	1 2,100	1 2,100	1 2,100		
Engineman, locomotive.....	1 2,100	1 2,100	1 2,100		
Chemists, assistant.....	2 2,100	2 2,100	3 2,100		
Draftsman, mechanical.....	1 2,100	1 2,100	1 2,100		
Physicist, junior.....	1 2,100	1 2,100	1 2,100		
Electrician, lineman.....	1 2,100	1 2,100	1 2,100		
Salary range, \$1,800 to \$2,400; average, \$2,100—					
Inspector of C. W. supplies and materials.....	1 2,200	1 2,200	1 2,200		
Checker, time.....	1 2,100	1 2,100	1 2,100		
Clerk-stenographer.....	1 2,080	1 2,080	1 2,040		
Multigraph operator.....	1 2,040	1 2,040	1 2,040		
Checker.....	1 2,040	1 2,040	1 2,040		
Pattern maker.....	1 2,040	1 2,040	1 2,040		
Machinist.....	1 2,040	1 2,040	1 2,040		
Laboratory mechanic.....	1 2,040	1 2,040	1 2,040		
Clerks.....	1 2,000	1 2,000	2 2,000		
Inspector, material.....	1 2,000	1 2,000	1 2,000		
Chemist, junior.....	1 2,000	1 2,000	1 2,000		
Electrician, wireman.....	1 1,980	1 1,980	1 1,980		
Chemical aid, senior.....	1 1,920	1 1,920	1 1,920		
Carpenters.....	3 1,920	4 1,920	5 1,920		
Clerks.....	1 1,920	2 1,920	2 1,920		
Engineman, stationary.....	1 1,920	1 1,920	1 1,920		
Draftsman, mechanical.....	1 1,920	1 1,920	1 1,920		
Electrician, wiremen.....	1 1,920	2 1,920	3 1,920		
Foreman, munitions handler.....	1 1,920	1 1,920	1 1,920		
Chief, fire department.....	1 1,920	1 1,920	1 1,920		
Machinists.....	2 1,920	2 1,920	3 1,920		
Pipe fitters.....	2 1,920	3 1,920	5 1,920		
Pipe fitters.....	1 1,860	2 1,860	2 1,860		
Carpenter.....	1 1,860	1 1,860	1 1,860		
Chemists, junior.....	2 1,860	2 1,860	2 1,860		
Clerks.....	1 1,860	2 1,860	2 1,860		
Electrician, wireman.....	1 1,860	1 1,860	1 1,860		
Foreman, munitions handler.....	1 1,860	1 1,860	1 1,860		
Plumber.....	1 1,860	1 1,860	1 1,860		
Engineer aid, senior.....	1 1,860	1 1,860	1 1,860		
Laboratory mechanic, senior.....	1 1,860	1 1,860	1 1,860		
Laboratory mechanic, assistant.....	1 1,860	1 1,860	1 1,860		
Salary range, \$1,680 to \$2,040; average, \$1,860—					
Foreman of toxic gas handlers.....	1 1,920	1 1,920	1 1,920		
Clerk, stores, main.....	1 1,860	1 1,860	1 1,860		
Clerks.....	1 1,860	2 1,860	2 1,860		
Checker, time.....	1 1,860	1 1,860	1 1,860		
Storekeeper.....	1 1,860	1 1,860	1 1,860		

## Estimates of appropriations required for the service of the fiscal year ending June 30, 1928—Continued

General object (title of appropriation), date of acts, references to Statutes at Large, or to Revised Statutes, and estimated amount required for each detailed object	Total amount to be appropriated under each head of appropriation		Amount appropriated for the fiscal year ending June 30, 1927
<i>Chemical Warfare Service, Army—Continued.</i>			
	Estimated expenditures, 1928 appropriation	Estimated expenditures, 1927 appropriation	Expended and obligated, 1926
Field service—Continued.			
Salaries and wages—Continued.			
Salary range, \$1,680 to \$2,040: average, \$1,860—Con.	Average— No. Salary	Average— No. Salary	Average— No. Salary
Stenographer-typist	1 \$1,860	1 \$1,860	1 \$1,860
Conductor, railroad	1 1,800	1 1,800	1 1,800
Electrician, battery	1 1,800	1 1,800	1 1,800
Machinist	1 1,800	1 1,800	1 1,800
Clerks	2 1,800	3 1,800	3 1,800
Painters, general	1 1,800	2 1,800	2 1,800
Stenographer	1 1,800	1 1,800	1 1,800
Rigger	1 1,800	1 1,800	1 1,800
Foreman, general	1 1,800	1 1,800	1 1,800
Refrigeration-plant operators	1 1,800	2 1,800	2 1,800
Clerks	3 1,740	5 1,740	5 1,740
Captain, fire department	1 1,740	1 1,740	1 1,740
Typist	1 1,740	1 1,740	1 1,740
Refrigeration-plant operator	1 1,740	1 1,740	1 1,740
Automobile mechanics	1 1,680	2 1,680	2 1,680
Brakeman, railroad	1 1,680	1 1,680	1 1,680
Foreman, labor, general	1 1,680	1 1,680	1 1,680
Fire fighter drivers	3 1,680	6 1,680	7 1,680
Inspector material, assistant	1 1,680	1 1,680	1 1,680
Water tenders	3 1,680	4 1,680	4 1,680
Chemical aids	1 1,680	2 1,680	2 1,680
Clerk	1 1,680	1 1,680	1 1,680
Engineer aid, assistant	1 1,680	1 1,680	1 1,680
Mechanical aid	1 1,680	1 1,680	1 1,680
Laboratory mechanic	1 1,680	1 1,680	1 1,680
Laboratory mechanic, assistant	1 1,680	1 1,680	1 1,680
Typist	1 1,680	1 1,680	1 1,680
Clerk	1 1,680	1 1,680	1 1,680
Salary range, \$1,500 to \$1,860; average, \$1,680—			
Clerk-stenographer	1 1,740	1 1,740	2 1,680
Clerk-stenographers	3 1,680	3 1,680	1 1,680
Subinspector	1 1,680	1 1,680	4 1,620
Toxic gas handlers	4 1,680	4 1,620	2 1,680
Clerks	2 1,680	2 1,680	1 1,640
Chemical plant workman	1 1,620	1 1,620	1 1,620
Storekeeper	1 1,620	1 1,620	1 1,620
Munitions operator	2 1,620	2 1,620	1 1,620
Typists	1 1,620	1 1,620	1 1,620
Engineer aid, assistant	1 1,620	1 1,620	1 1,620
Automobile mechanic	1 1,620	1 1,620	1 1,620
Blacksmith-horseshoer	1 1,620	1 1,620	1 1,620
Boiler cleaner	1 1,620	1 1,620	1 1,620
Clerk	1 1,620	1 1,620	1 1,620
Lieutenant of guards	3 1,620	3 1,620	4 1,560
Multigraph operator	1 1,560	1 1,560	1 1,560
Boiler cleaner	1 1,560	1 1,560	1 1,560
Clerks	4 1,560	8 1,560	1 1,560
Chemical aid, main	1 1,560	1 1,560	4 1,560
Storekeepers	4 1,560	4 1,560	1 1,560
Laboratory mechanic, assistant	1 1,560	1 1,560	2 1,560
Munitions operators	1 1,560	1 1,560	1 1,560
Physicist, associate	1 1,560	1 1,560	3 1,500
Clerks	1 1,500	3 1,500	1 1,500
Chemical helper, under	1 1,500	1 1,500	1 1,500
Chemical aid, assistant	1 1,500	1 1,500	1 1,500
Laboratory mechanic, assistant	1 1,500	1 1,500	1 1,500
Machinist's helper	1 1,500	1 1,500	2 1,500
Draftsmen, junior	1 1,500	2 1,500	1 1,500
Engineer aid, junior	1 1,500	1 1,500	1 1,500
Foreman, labor, assistant	1 1,500	1 1,500	1 1,500
Electrical helper	1 1,500	2 1,500	5 1,500
Electric car operators	3 1,500	4 1,500	1 1,500
Carpenter helpers	1 1,500	2 1,500	1 1,500
Fireman, locomotive	1 1,500	1 1,500	2 1,500
Pipefitter helpers	1 1,500	2 1,500	1 1,500
Painter, spray	1 1,500	1 1,500	3 1,560
Salary range, \$1,320 to \$1,680; average, \$1,500—			
Clerk-stenographers	6 1,560	6 1,560	1 1,440
Clerk, property	1 1,500	1 1,500	7 1,500
Clerk-stenographers	5 1,500	5 1,500	1 1,380
Stenographer	1 1,500	1 1,440	1 1,500
Clerk	1 1,500	1 1,500	2 1,500
Operator, accounting machine	1 1,500	1 1,500	1 1,500
Checker, material	1 1,500	1 1,500	1 1,500
Checker	1 1,500	1 1,500	1 1,500
Clerk, statistical, junior	1 1,440	1 1,380	8 1,440
Firemen, stationary	6 1,440	6 1,440	1 1,440
Foreman, labor, assistant	1 1,440	1 1,440	2 1,440
Clerk	1 1,440	1 1,440	1 1,440
Pump operator	1 1,440	1 1,440	1 1,440
Blacksmith helper	1 1,440	1 1,440	2 1,440
Toolkeepers	1 1,440	1 1,440	1 1,440
Machinists' helper	1 1,440	1 1,440	1 1,440
Messenger	1 1,440	1 1,440	1 1,440
Multigraph operator	1 1,440	1 1,440	1 1,440
Chemical plant workman	1 1,440	1 1,440	1 1,440
Typist	1 1,380	1 1,380	1 1,380
Multigraph operators	2 1,380	1 1,380	1 1,380
Laboratory, mechanic, under	1 1,380	1 1,380	1 1,380
Fireman, locomotive	1 1,380	1 1,380	1 1,380
Gardener	1 1,380	1 1,380	1 1,380
Clerks	5 1,380	7 1,380	7 1,380



*Estimates of appropriations required for the service of the fiscal year ending June 30, 1928—Continued*

General object (title of appropriation), date of acts, references to Statutes at Large, or to Revised Statutes, and estimated amount required for each detailed object	Total amount to be appropriated under each head of appropriation		Amount appropriated for the fiscal year ending June 30, 1927
Chemical Warfare Service, Army—Continued.			
	Estimated expenditures, 1928 appropriation	Estimated expenditures, 1927 appropriation	Expended and obligated, 1926
Field service—Continued.			
Salaries and wages—Continued.			
Salary range, \$1,320 to \$1,680; average, \$1,500—Con.	Average—	Average—	Average—
	No. Salary	No. Salary	No. Salary
Guards.....	3 \$1,380	5 \$1,380	5 \$1,380
Animal keeper.....	1 1,380	1 1,380	1 1,380
Clerk-stenographers.....	2 1,320	2 1,320	2 1,320
Clerks.....	2 1,320	4 1,320	5 1,320
Chemical aid, junior.....	1 1,320	1 1,320	1 1,320
Guards.....	2 1,320	7 1,320	7 1,320
Truck drivers.....	3 1,320	3 1,320	3 1,320
Salary range, \$1,140 to \$1,500; average, \$1,320—			
Typist, junior.....	1 1,320	1 1,320	1½ 1,320
Clerks.....	1 1,320	2 1,320	1 1,320
Messenger.....	1 1,320	1 1,320	1 1,320
Munitions handlers.....	3 1,260	3 1,260	3½ 1,260
Chemical helpers, under.....	1 1,260	2 1,260	2 1,260
Multigraph operator.....	1 1,260	1 1,260	1 1,320
Gardener.....		1 1,260	1 1,260
Laborers.....		2 1,260	2 1,260
Janitor.....	1 1,260	1 1,260	1 1,260
Stablemen.....	1 1,260	2 1,260	2 1,260
Multigraph operators.....	1 1,200	2 1,200	2 1,260
Clerks.....	1 1,200	2 1,200	2 1,200
Typist.....		1 1,200	1 1,200
Janitors.....	2 1,200	2 1,200	3 1,200
Laborers.....	3 1,200	4 1,200	5 1,200
Consultant.....	1 1,200	1 1,200	1 1,200
Clerk-stenographer.....	1 1,200	1 1,200	1½ 1,200
Multigraph operators.....	1 1,140	3 1,140	3 1,200
Teamster.....		1 1,140	1 1,140
Chauffeurs.....	3 1,140	3 1,140	3 1,140
Laborers.....	35 1,140	46 1,140	59 1,140
Janitors.....	1 1,140	3 1,140	2 1,140
Salary range, \$1,020 to \$1,260; average, \$1,140—			
Laborers.....	3 1,160	3 1,160	2½ 1,160
Laborers.....	9 1,140	9 1,140	8 1,140
Janitor.....	1 1,080	1 1,080	1 1,080
Salary range, \$900 to \$1,140; average, \$1,020—			
Laboratory helper.....	1 1,000	1 1,000	1 1,000
Laboratory helper.....	1 900	1 900	1 900
Salary range, \$780 to \$1,020; average, \$900—			
Messengers.....	2 840	2 840	1 840
Messenger boy.....	1 780	1 780	1 780
Salary range, \$600 to \$780; average, \$690—			
Messenger boys.....	2 600	2 600	2 600
Salary range, \$240 to \$420; average, \$330—			
Laborers.....	1 360	1 360	1½ 360
Total average number of employees.....	344	454½	490
Total salaries and wages, field service.....	639,780.00	827,130.00	871,437.31
The difference between 1928 and 1927 is due to—			
Decrease in force.....	\$187,350		
Increase in salaries.....	300		
Net decrease.....	187,050		
Deduct expenditures for personal services included in objects named below, or from funds received from other appropriations.....		148,160.29	191,463.65
Net salaries and wages, field service.....	639,780.00	678,969.61	679,973.66
01 Total personal services.....	658,808.00	697,997.61	699,128.72
Supplies and materials:			
0200 Stationery and office supplies.....	11,180.00	10,535.00	7,479.73
0220 Scientific and educational supplies.....	12,215.00	29,498.25	20,359.61
0230 Fuel.....	37,500.00	14,470.00	2,317.73
0233 Petroleum and oils.....			5.67
0240 Wearing apparel and sewing supplies.....	350.00	350.00	364.16
0270 Powder and projectiles, explosives, pyrotechnic supplies and components thereof.....	44,534.36	55,600.00	86,582.27
0280 Sundry supplies.....	2,208.50	2,241.00	8,793.26
0290 Materials (not specifically allocated for use as supplies, equipment, or structures at time of purchase).....	5,810.00	6,448.00	8,916.79
02 Total supplies and materials.....	113,797.86	119,142.25	134,819.22
06 Travel expenses.....	2,182.00	2,132.00	2,316.38
07 Transportation of things (service).....	100.00	100.00	77.23
09 Advertising and publication of notices (service).....			4.00
10 Furnishing of heat, light, power, water, and electricity.....	36,000.00	36,000.00	25,980.52
11 Rents.....	2,532.00	2,532.00	2,934.94
Repairs and alterations:			
1200 Buildings.....	10,485.00	15,125.00	2,303.67
1210 Excavations, embankments, and surfacings.....	5,600.00	6,638.14	1,591.31
1280 Machinery and equipment.....	10,650.00	20,550.00	10,833.39
12 Total repairs and alterations.....	26,735.00	42,313.14	14,728.37

## Estimates of appropriations required for the service of the fiscal year ending June 30, 1928—Continued

General object (title of appropriation), date of acts, references to Statutes at Large, or to Revised Statutes, and estimated amount required for each detailed object				Total amount to be appropriated under each head of appropriation	Amount appropriated for the fiscal year ending June 30, 1927
<i>Chemical Warfare Service, Army—Continued.</i>					
	Estimated expenditures, 1928 appropriation	Estimated expenditures, 1927 appropriation	Expended and obligated, 1926		
Special and miscellaneous current expenses:					
1370 Special and miscellaneous services not specified		\$100.00	\$178.78		
1380 Special and miscellaneous current expenses not elsewhere specified		1,000.00	894.03		
13 Total special and miscellaneous current expenses		1,100.00	1,072.81		
Equipment:					
3010 Furniture, furnishings, and fixtures	\$3,170.00	5,030.00	3,310.59		
3020 Educational, scientific, and recreational	9,125.00	21,633.00	17,624.58		
3030 War equipment		2,000.00	2,174.45		
3039 Sundry war equipment	302,230.14	300,000.00	57.39		
3050 Other equipment		3,000.00	1,862.31		
3059 Special and miscellaneous equipment			23.95		
30 Total equipment	314,625.14	331,663.00	25,053.27		
Total	1,154,780.00	1,232,980.00	906,115.40		
DEPARTMENTAL					
<i>Salaries, Office of Chief of Chemical Warfare Service—</i>					
Salaries: For personal services in the District of Columbia in accordance with the classification act of 1923 ( <i>act Apr. 15, 1926, vol. 44, p. 277</i> )—				\$21,272.00	\$21,420.00
The services of chemists and such other services as the Secretary of War may deem necessary may be employed only in the office of the Chief of the Chemical Warfare Service, to carry into effect the appropriation for Chemical Warfare Service, to be paid from such appropriation: <i>Provided</i> , That the total expenditures for this purpose for the fiscal year [1927] 1928 shall not exceed \$19,160, and the Secretary of War shall each year in the Budget report to Congress the number of persons so employed, their duties, and the amount paid to each ( <i>same act</i> ).					
	Estimated expenditures, 1928 appropriation	Estimated expenditures, 1927 appropriation	Expended and obligated, 1926		
Departmental service:					
Salaries—					
Clerical, administrative, and fiscal service—	Average—	Average—	Average—		
Grade 7, \$2,400 to \$3,000; average, \$2,700—	No. Salary	No. Salary	No. Salary		
Junior administrative assistant	1 \$2,500	1 \$2,500	1 \$2,450		
Grade 4, \$1,680 to \$2,040; average, \$1,860—					
Principal stenographer	1 1,920	1 1,920	1 1,890		
Clerk-stenographer	1 1,800	1 1,800	1 1,710		
Grade 3, \$1,500 to \$1,860; average, \$1,680—					
Assistant clerks	2 1,680	2 1,680	1 1,680		
Assistant clerk-stenographer	1 1,620	1 1,620	1 1,620		
Assistant clerk-stenographer	1 1,680	1 1,680	1 1,680		
Assistant clerks	3 1,500	3 1,500	3 1,500		
Grade 2, \$1,320 to \$1,680; average, \$1,500—					
Junior clerk-typist	1 1,560	1 1,560	1 1,500		
Junior clerk-typist	1 1,380	1 1,380	1 1,500		
Junior clerk-stenographer	1 1,320	1 1,320	1 1,320		
Junior clerk-stenographer	1 1,380	1 1,380	1 1,320		
Custodial—					
Grade 3, \$1,020 to \$1,260; average, \$1,140—					
Messenger	1 1,140	1 1,140	1 1,110		
Messenger			1 1,080		
Grade 1, \$600 to \$780; average, \$690—					
Junior messenger			1 600		
Total number of employees	13	13	14		
Total salaries, departmental service	21,272.00	21,272.00	21,200.37		
Reserve		148.00			
Total	21,272.00	21,420.00	21,200.37		
Total under Chemical Warfare Service				1,176,052.00	1,254,400.00

## Estimates of appropriations required for the service of the fiscal year ending June 30, 1928—Continued

General object (title of appropriation), date of acts, references to Statutes at Large, or to Revised Statutes, and estimated amount required for each detailed object				Total amount to be appropriated under each head of appropriation	Amount appropriated for the fiscal year ending June 30, 1927
<b>CHIEF OF INFANTRY</b>					
<b>SUPPORT OF THE REGULAR ARMY</b>					
<i>Infantry School, Fort Benning, Georgia—</i>					
For the purchase of textbooks, books of reference, scientific and professional papers; instruments and material for instruction, employment of temporary technical, special, and clerical services, and for the necessary expenses of instruction at the Infantry School, Fort Benning, Georgia (act Apr. 15, 1926, vol. 44, p. 278)-----				\$33, 858. 00	\$33, 858. 00
	Estimated expenditures, 1928 appropriation	Estimated expenditures, 1927 appropriation	Expended and obligated, 1926		
Field service:					
Salaries and wages—	Average—	Average—	Average—		
Salary range, \$1,860 to \$2,400; average, \$2,100—	No. Salary	No. Salary	No. Salary		
Translator.....	1 \$2, 040	1 \$2, 040	1 \$2, 040		
Draftsman.....	1 2, 040	1 2, 040	1 2, 040		
Salary range, \$1,320 to \$1,680; average, \$1,500—					
Junior clerks.....	12 \$1, 440	12 1, 440	11½ 1, 440		
Total average number of employees.....	12	13	13		
Total salaries and wages, field service.....	17, 630	19, 620	18, 257		
The difference between 1928 and 1927 is due to—					
Decrease in force.....	\$2, 040				
Increase in salaries.....	50				
Net decrease.....	1, 990				
Supplies and materials:					
0200 Stationery and office supplies.....	4, 518. 00	2, 900. 00	250. 00		
0220 Scientific and educational supplies.....	3, 000. 00	4, 588. 00	8, 500. 00		
0280 Sundry supplies.....	2, 234. 00	1, 400. 00	1, 392. 50		
0290 Materials.....		1, 800. 00	3, 600. 00		
02 Total supplies and materials.....	9, 752. 00	10, 688. 00	13, 742. 50		
05 Telegraph service.....	10. 00	10. 00	10. 00		
12 Repairs and alterations.....	2, 810. 00	1, 540. 00	1, 771. 00		
30 Educational, scientific, and recreational equipment.....	3, 656. 00	2, 000. 00	3, 364. 66		
Total.....	33, 858. 00	33, 858. 00	37, 145. 16		
<i>Tank Service—</i>					
For payment of the necessary civilian employees to assist in handling the clerical work in the office of the tank center, tank schools, and the various tank organization headquarters, including the office of the Chief of Infantry; and for the payment of the necessary mechanics to assist in repairing and preserving tanks in the hands of tank units (act Apr. 15, 1926, vol. 44, p. 278)-----				\$24, 018. 00	
Incidental expenses in connection with the operation of the tank schools (same act)-----				1, 000. 00	
	Estimated expenditures, 1928 appropriation	Estimated expenditures, 1927 appropriation	Expended and obligated, 1926	25, 018. 00	25, 018. 00
Field service:					
Salaries and wages—	Average—	Average—	Average—		
Salary range, \$1,860 to \$2,400; average, \$2,100—	No. Salary	No. Salary	No. Salary		
Mechanic-foreman.....	1 \$2, 192	1 \$2, 192	1 \$2, 192		
Machinist.....	1 2, 192	1 2, 192	1 2, 192		
Electrician.....	1 2, 040	1 2, 040	1 1, 860		
Mechanics.....	6 2, 030	6 2, 030	7 1, 900		
Salary range, \$1,660 to \$2,040; average, \$1,860—					
Main file and record clerk.....	1 1, 800	1 1, 800	1 1, 740		
Main clerk.....	1 1, 800	1 1, 800	1 1, 740		
Salary range, \$1,320 to \$1,680; average, \$1,500—					
Junior clerks.....	2 1, 560	2 1, 560	2 1, 500		
Total average number of employees.....	13	13	14		
Total salaries and wages, field service.....	24, 678. 00	24, 678. 00	25, 800. 18		
Deduct allowances for subsistence, lodging, etc.....	660. 00	660. 00			
01 Total personal services, cash payment.....	24, 018. 00	24, 018. 00	25, 800. 18		
02 Scientific and educational supplies.....	350. 00	450. 00	283. 75		
12 Repairs and alterations.....	400. 00	100. 00	106. 92		
30 Educational, scientific, and recreational equipment.....	250. 00	450. 00	608. 73		
Total.....	25, 018. 00	25, 018. 00	26, 779. 58		
<b>Total under Chief of Infantry-----</b>				<b>58, 876. 00</b>	<b>58, 876. 00</b>

## Estimates of appropriations required for the service of the fiscal year ending June 30, 1928—Continued

General object (title of appropriation), date of acts, references to Statutes at Large, or to Revised Statutes, and estimated amount required for each detailed object				Total amount to be appropriated under each head of appropriation	Amount appropriated for the fiscal year ending June 30, 1927
<b>CHIEF OF CAVALRY</b>					
<b>SUPPORT OF THE REGULAR ARMY</b>					
<i>Cavalry School, Fort Riley, Kans.—</i>					
For the purchase of textbooks, books of reference, scientific and professional papers, instruments, and materials for instruction; employment of temporary, technical, special, and clerical services; and for other necessary expenses of instruction at the Cavalry School, Fort Riley, Kansas ( <i>acts Dec. 6, 1924, vol. 43, p. 711; Apr. 15, 1926, vol. 44, p. 278</i> )				\$17, 172. 00	\$17, 172. 00
	Estimated expenditures, 1928 appropriation	Estimated expenditures, 1927 appropriation	Expended and obligated, 1926		
<b>Field service:</b>					
Salaries and wages—	<i>Average—</i>	<i>Average—</i>	<i>Average—</i>		
Salary range, \$2,100 to \$2,700; average, \$2,400—	No. Salary	No. Salary	No. Salary		
Instructor horseshoer.....	1 \$2, 700	1 \$2, 700	1 \$2, 700		
Salary range, \$1,680 to \$2,040; average, \$1,860—					
Carpenter.....	1 1, 800	1 1, 800	1 1, 800		
Salary range, \$1,320 to \$1,680; average, \$1,500—					
Stenographer-clerks.....	5 1, 440	5 1, 440	6 1, 440		
01 Total average number of employees.....	7	7	8		
Total salaries and wages, field service.....	11, 700. 00	11, 700. 00	13, 140. 00		
Supplies and materials:					
0200 Stationery and office supplies.....	1, 518. 76	1, 500. 75	1, 175. 00		
0220 Scientific and educational supplies.....	1, 015. 54	771. 00	787. 50		
0250 Animal (exclusive of forage).....	242. 90	250. 21	824. 00		
0250 Sundry supplies.....	437. 80	709. 00	775. 00		
02 Total supplies and materials.....	3, 215. 00	3, 230. 96	3, 561. 50		
05 Communication service.....		60. 00	70. 00		
12 Repairs and alterations.....	1, 194. 00	910. 00	500. 00		
30 Equipment.....	1, 063. 00	1, 271. 04	1, 808. 50		
Total.....	17, 172. 00	17, 172. 00	19, 080. 00		
<b>CHIEF OF FIELD ARTILLERY</b>					
<b>SUPPORT OF THE REGULAR ARMY</b>					
<i>Field Artillery School, Fort Sill, Okla.—</i>					
For the purchase of textbooks, books of reference, scientific and professional papers, instruments, and material for instruction; employment of temporary, technical, special, and clerical services; and for other necessary expenses of instruction at the Field Artillery School at Fort Sill, Oklahoma ( <i>act Apr. 15, 1926, vol. 44, p. 278</i> )				18, 820. 00	16, 938. 00
	Estimated expenditures, 1928 appropriation	Estimated expenditures, 1927 appropriation	Expended and obligated, 1926		
<b>Field service:</b>					
Salaries and wages—	<i>Average—</i>	<i>Average—</i>	<i>Average—</i>		
Salary range, \$1,320 to \$1,680; average, \$1,500—	No. Salary	No. Salary	No. Salary		
Copyist draftsman (mechanical).....	1 \$1, 560	1 \$1, 560	1 \$1, 375		
Clerk.....	1 1, 560	1 1, 440	1 1, 440		
Typists.....	2 2, 880	2 2, 880	2 2, 880		
01 Total average number of employees.....	4	4	4		
Total salaries and wages, field service.....	6, 000. 00	5, 880. 00	5, 694. 67		
Supplies and materials:					
0200 Stationery and office supplies.....	4, 000. 00	3, 440. 00	3, 440. 00		
0220 Scientific and educational supplies.....	3, 236. 00	2, 650. 00	3, 650. 00		
0280 Sundry supplies.....	500. 00	526. 00	526. 00		
0290 Materials.....	1, 100. 00	1, 100. 00	1, 100. 00		
02 Total supplies and materials.....	8, 836. 00	7, 716. 00	8, 716. 00		
08 Photographing and photographs and prints.....	800. 00	1, 000. 00	1, 000. 00		
10 Furnishing of heat, light, and power.....	300. 00	300. 00	300. 00		
12 Repairs and alterations.....	1, 195. 00	620. 00	805. 33		
13 Special and miscellaneous current expenses.....	234. 00	234. 00	234. 00		
Equipment:					
14 Furniture, furnishings, and fixtures.....	125. 00	125. 00	125. 00		
020 Educational, scientific, and recreational.....	1, 330. 00	1, 063. 00	1, 945. 00		
30 Total equipment.....	1, 455. 00	1, 188. 00	2, 070. 00		
Total.....	18, 820. 00	16, 938. 00	18, 820. 00		

*Estimates of appropriations required for the service of the fiscal year ending June 30, 1928—Continued*

General object (title of appropriation), date of acts, references to Statutes at Large, or to Revised Statutes, and estimated amount required for each detailed object				Total amount to be appropriated under each head of appropriation	Amount appropriated for the fiscal year ending June 30, 1927
<b>Instruction in Field Artillery Activities—</b> To provide means for the theoretical and practical instruction in Field Artillery activities at the two brigade firing centers at Fort Sill, Oklahoma, and Fort Bragg, North Carolina, by the purchase of modern instruments and material for theoretical and practical instruction, for the tuition of officers detailed as students at civil educational institutions, and for all other necessary expenses, to be allotted in such proportion as may, in the opinion of the Secretary of War, be for the best interests of the service ( <i>act Apr. 15, 1926, vol. 44, p. 278</i> )-----				\$4, 000. 00	\$4, 000. 00
	Estimated expenditures, 1928 appropriation	Estimated expenditures, 1927 appropriation	Expended and obligated, 1926		
Supplies and materials:					
0203 Drafting and artists' supplies.....	\$50. 00	\$50. 00	\$219. 54		
0204 Photographing, procurement of.....	50. 00	50. 00	99. 76		
0222 Instructional purposes, procurement of.....	350. 00	350. 00	68. 71		
0299 For instructional purposes, procurement of.....	800. 00	800. 00	890. 00		
02 Total supplies and materials.....	1, 250. 00	1, 250. 00	1, 278. 01		
12 Repairs and alterations.....			126. 86		
13 Special and miscellaneous expenses.....	500. 00	500. 00			
22 Payment of tuition, officers.....	2, 000. 00	2, 000. 00	1, 985. 00		
Equipment:					
3010 Furniture, furnishings, and fixtures.....			400. 00		
3021 Educational equipment.....	150. 00	150. 00	104. 54		
3022 Scientific equipment.....	100. 00	100. 00	98. 50		
30 Total equipment.....	250. 00	250. 00	603. 04		
Total.....	4, 000. 00	4, 000. 00	3, 992. 91		
Total under Chief of Field Artillery.....				22, 820. 00	20, 938. 00
<b>CHIEF OF COAST ARTILLERY</b>					
<b>SUPPORT OF THE REGULAR ARMY</b>					
<b>Coast Artillery School, Fort Monroe, Va.—</b> For purchase of engines, generators, motors, machines, measuring and nautical instruments, special apparatus, and materials, and for experimental purposes for the engineering and artillery and military art departments and enlisted specialists division; for purchase and binding of professional books treating of military and scientific subjects for library, for use of school, and for temporary use in coast defenses; for incidental expenses of the school, including chemicals, stationery, printing and binding; hardware; materials; cost of special instruction of officers detailed as instructors; employment of temporary, technical, or special services; for office furniture and fixtures, machinery, and motor trucks; and unforeseen expenses; in all, \$24,966.00: <i>Provided</i> , That section 3648, Revised Statutes, shall not apply to subscriptions for foreign and professional newspapers and periodicals to be paid for from this appropriation: <i>Provided further</i> , That purchase and exchange of typewriting machines, to be paid for from this appropriation, may be made at the special price allowed to schools teaching stenography and typewriting without obligating typewriter companies to supply these machines to all departments of the Government at the same price ( <i>act Apr. 15, 1926, vol. 44, p. 279</i> )-----				24, 966. 00	24, 966. 00

*Estimates of appropriations required for the service of the fiscal year ending June 30, 1928—Continued*

General object (title of appropriation), date of acts, references to Statutes at Large, or to Revised Statutes, and estimated amount required for each detailed object

Total amount to be appropriated under each head of appropriation

Amount appropriated for the fiscal year ending June 30, 1927

*Coast Artillery School, Fort Monroe, Va.—Continued.*

	Estimated expenditures, 1928 appropriation	Estimated expenditures, 1927 appropriation	Expended and obligated, 1926
<b>Field service:</b>			
Salaries (permanent employees)—			
Salary range, \$2,100 to \$2,700; average, \$2,400—			
Principal clerk (chief of section).....	1 \$2,100	1 \$2,100	1 \$2,100
Salary range, \$1,500 to \$1,960; average, \$1,680—			
Clerk-stenographer.....	1 1,680	1 1,680	1 1,680
Salary range, \$1,140 to \$1,500; average, \$1,320—			
Clerk-stenographers (1, \$1,440; 1, \$1,500).....	2 1,410	2 1,470	2 1,470
Salaries (temporary employees)—			
Salary range, \$1,140 to \$1,500; average, \$1,320—			
Clerk-stenographer.....	1 120	1 130	1 490
Total average number of employees.....	4 1/2	4 1/2	4 1/2
Total salaries and wages, field service.....	6,720	6,850	7,200
The difference between 1928 and 1927 is due to decrease of temporary force, \$130.			
Supplies and materials:			
0201 Stationery.....	3,700.00	3,318.00	1,030.60
0202 Sundry office supplies.....	2,400.00	2,196.00	808.67
0203 Drafting and artists supplies.....	300.00	1,300.00	793.10
0204 Photographic supplies.....	2,250.00	1,861.00	1,625.39
0220 Scientific and educational supplies.....	800.00	460.00	1,511.22
0280 Sundry supplies.....	500.00	642.00	2,680.32
0290 Materials.....	1,400.00	1,157.00	2,987.02
02 Total supplies and materials.....	11,250.00	10,934.00	11,237.32
12 Repairs and alterations.....	550.00	498.00	1,372.62
13 Special and miscellaneous current expenses.....			259.10
Equipment:			
3010 Furniture, furnishings, and fixtures.....	1,100.00	180.00	1,318.81
3021 Educational equipment.....	2,300.00	4,911.00	5,949.70
3022 Scientific equipment.....	3,046.00	1,593.00	488.78
30 Total equipment.....	6,446.00	6,684.00	7,657.29
Reserve.....			
Total.....	24,966.00	24,966.00	27,726.33

## FORTIFICATIONS IN THE UNITED STATES

*Fire Control at Fortifications—*

For construction of fire-control stations and accessories, including purchase of lands and rights of way, purchase and installation of necessary lines and means of electrical communication, including telephones, dial and other telegraphs, wiring and all special instruments, apparatus, and materials, coast-signal apparatus, subaqueous, sound, and flash ranging apparatus, including their development, and salaries of electrical experts, engineers, and other necessary employees connected with the use of coast artillery; purchase, manufacture, and test of range finders and other instruments for fire control at the fortifications, and the machinery necessary for their manufacture at the arsenals (*act Apr. 15, 1926, vol. 44, p. 279*)

\$58,500.00

\$58,500.00

	Estimated expenditures, 1928 appropriation	Estimated expenditures, 1927 appropriation	Expended and obligated, 1926
Equipment:			
3039 Development of subaqueous sound ranging apparatus and equipment.....	\$28,500	\$28,500	\$28,500
3039 Development and manufacture of fire-control equipment for 12-inch and 16-inch gun batteries, railway artillery and howitzer batteries.....	10,000	9,000	
3039 Development, purchase, and manufacture of antiaircraft fire-control equipment and coincidence range finders.....	20,000	21,000	28,500
30 Total equipment.....	58,500	58,500	57,000
32 Fire-control installations at 12, 14, and 16 inch gun batteries, stations, and equipment.....			23,800
Total.....	58,500	58,500	80,800

*Estimates of appropriations required for the service of the fiscal year ending June 30, 1928.—Continued*

General object (title of appropriation), date of acts, references to Statutes at Large, or to Revised Statutes, and estimated amount required for each detailed object				Total amount to be appropriated under each head of appropriation	Amount appropriated for the fiscal year ending June 30, 1927
<b>Submarine Mines—</b>					
For purchase, manufacture, and test of submarine-mine material, and other accessories for submarine-mine practice, including the machinery necessary for their manufacture <b>[\$100]</b> ( <i>act Apr. 15, 1926, vol. 44, p. 279</i> )----				\$500. 00	
For maintenance of submarine-mine material within the limits of continental United States; purchase of necessary machinery, tools, and implements for the repair shop of the torpedo depot, United States Army, at Fort Totten, New York, and for torpedo depot administration and experimental work <b>[\$31,000]</b> ( <i>same act</i> )-----				24, 500. 00	
				\$25, 000. 00	\$31, 100. 00
		Estimated expenditures, 1928 appropriation	Estimated expenditures, 1927 appropriation	Expended and obligated, 1926	
<b>SUBMARINE MINES "B"</b>					
<b>Field service:</b>					
<b>Salaries and wages—</b>					
Salary range, \$2,400 to \$3,000; average, \$2,700—	<i>Average—</i>		<i>Average—</i>		<i>Average—</i>
Chief clerk.....	No.	Salary	No.	Salary	No.
Salary range, \$1,800 to \$2,400; average, \$2,100—	1	\$2, 600	1	\$2, 600	1
Senior clerk.....	1	2, 200	1	2, 200	1
Storehouse-keeper.....	1	1, 920	1	1, 920	1
Salary range, \$1,680 to \$2,040; average, \$1,860—	1	1, 860	1	1, 860	1
Clerk.....	1	1, 740	1	1, 740	1
Salary range, \$1,500 to \$1,860; average, \$1,680—	1	1, 680	1	1, 680	1
Senior stockman.....	1	1, 620	1	1, 620	1
Salary range, \$1,320 to \$1,680; average, \$1,500—	1	1, 500	1	1, 500	1
Junior stockman.....	1	1, 440	1	1, 440	1
Junior clerk.....	1	1, 386	1	1, 386	1
Total average number of employees.....	6½	13, 270	7	13, 380	7
Total salaries and wages, field service.....					
The difference between 1928 and 1927 is due to decrease of salaries, \$110.					
<b>Supplies and materials:</b>					
0200 Stationery and office supplies.....		150. 00		273. 17	165. 00
0230 Fuel.....		10. 00		10. 00	10. 00
0270 Powder, projectiles, explosives, pyrotechnic supplies and components thereof.....		160. 00		216. 00	100. 00
0280 Sundry supplies.....		1, 500. 00		1, 946. 99	725. 00
0290 Materials.....		1, 000. 00		903. 30	500. 00
02 Total supplies and materials.....		2, 820. 00		3, 349. 46	1, 500. 00
12 Repairs and alterations.....		230. 00		1, 050. 00	1, 300. 00
13 Special and miscellaneous current expenses.....		7, 000. 00		1, 300. 00	1, 000. 00
<b>Equipment:</b>					
3010 Furniture, furnishings, and fixtures.....		10. 00		10. 00	10. 00
3020 Educational, scientific, and recreational equipment.....		100. 00		150. 00	100. 00
3030 War equipment.....		500. 00		3, 704. 00	2, 620. 00
3050 Other equipment.....		570. 00		8, 056. 54	11, 148. 67
30 Total equipment.....		1, 180. 00		11, 920. 54	13, 878. 67
Total.....		24, 500. 00		31, 000. 00	31, 058. 67
<b>SUBMARINE MINES "C"</b>					
<b>Supplies and materials:</b>					
0270 Powder, projectiles, explosives, pyrotechnic supplies and components thereof.....		100. 00			10. 00
0280 Sundry supplies.....		53. 00			110. 00
0290 Materials.....		76. 60			
02 Total supplies and materials.....		229. 60			120. 00
12 Repairs and alterations.....					50. 00
<b>Equipment:</b>					
3030 War equipment.....					330. 00
3050 Other equipment.....		270. 40		100. 00	2, 500. 00
30 Total equipment.....		270. 40		100. 00	2, 830. 00
Total.....		500. 00		100. 00	3, 000. 00

*Estimates of appropriations required for the service of the fiscal year ending June 30, 1928—Continued*

General object (title of appropriation), date of acts, references to Statutes at Large, or to Revised Statutes, and estimated amount required for each detailed object				Total amount to be appropriated under each head of appropriation	Amount appropriated for the fiscal year ending June 30, 1927
<b>Coast Artillery, War Instruction—</b> For maintenance of Coast Artillery war-instruction material at Coast Artillery posts, including necessary material and labor therefor ( <i>act Apr. 15, 1926, vol. 44, p. 279</i> )				\$100. 00	\$100. 00
	Estimated expenditures, 1928 appropriation	Estimated expenditures, 1927 appropriation	Expended and obligated, 1926		
Supplies and materials:					
0280 Sundry supplies			\$100		
0290 Materials			425		
02 Total supplies and materials		100	525		
12 Repairs and alterations			475		
30 Educational, scientific, and recreational equipment	\$100				
Total	100	100	1,000		
Total, fortifications in the United States, under Chief of Coast Artillery				83, 600. 00	89, 700. 00
FORTIFICATIONS, INSULAR POSSESSIONS					
<b>Fire Control in Insular Possessions—</b> For construction of fire-control stations and accessories, including purchase of lands and rights of way, purchase and installation of necessary lines and means of electrical communication, including telephones, dial and other telegraphs, wiring and all special instruments, apparatus and materials, coast-signal apparatus, subaqueous, sound, and flash ranging apparatus, including their development, and salaries of electrical experts, engineers, and other necessary employees connected with the use of coast artillery; purchase, manufacture, and test of range finders and other instruments for fire control at the fortifications, and the machinery necessary for their manufacture in the Hawaiian Islands ( <i>act Apr. 15, 1926, vol. 44, p. 279</i> )				110, 000. 00	40, 000. 00
	Estimated expenditures, 1928 appropriation	Estimated expenditures, 1927 appropriation	Expended and obligated, 1926		
07 Transportation of fire control equipment	\$500				
Equipment:					
3039 Development and manufacture of fire-control equipment for 12 and 16 inch gun batteries	15, 000	\$20, 000	\$15, 000		
3039 Development, purchase, and manufacture of antiaircraft fire-control equipment and radio equipment	20, 000	20, 000	25, 000		
30 Total equipment	35, 000	40, 000	40, 000		
32 Fire-control installations at 16-inch gun batteries, stations and equipment	74, 500				
Total	110, 000	40, 000	40, 000		
<b>Submarine Mines in Insular Possessions—</b> For maintenance of the submarine-mine material in the insular possessions ( <i>act Apr. 15, 1926, vol. 44, p. 279</i> )				1, 680. 00	100. 00
	Estimated expenditures, 1928 appropriation	Estimated expenditures, 1927 appropriation	Expended and obligated, 1926		
Supplies and materials:					
0200 Stationery and office supplies	\$10. 00		\$60. 00		
0270 Powders, projectiles, explosives, pyrotechnic supplies and components thereof	150. 00		100. 00		
0280 Sundry supplies	400. 02		300. 00		
0290 Materials	500. 37				
02 Total supplies and materials	1, 060. 39		460. 00		
12 Repairs and alterations	20. 00		40. 00		
Equipment:					
3030 War equipment	499. 61		800. 00		
3050 Other equipment	100. 00	\$100. 00	8, 431. 89		
30 Total equipment	599. 61	100. 00	9, 231. 89		
Total	1, 680. 00	100. 00	9, 731. 89		
Total, fortifications in insular possessions under Chief of Coast Artillery				111, 680. 00	40, 100. 00



*Estimates of appropriations required for the service of the fiscal year ending June 30, 1928—Continued*

General object (title of appropriation), date of acts, references to Statutes at Large, or to Revised Statutes, and estimated amount required for each detailed object				Total amount to be appropriated under each head of appropriation	Amount appropriated for the fiscal year ending June 30, 1927
<b>FORTIFICATIONS, PANAMA CANAL</b>					
<i>Fire Control, Panama Canal—</i>					
For the construction of fire-control stations and accessories, including purchase of lands and rights of way, purchase and installation of necessary lines and means of electrical communication, including telephones, dial and other telegraphs, wiring, and all special instruments, apparatus, and materials, coast-signal apparatus, subaqueous, sound, and flash ranging apparatus, including their development, and salaries of electrical experts, engineers, and other necessary employees connected with the use of coast artillery, purchase, manufacture, and test of range finders and other instruments for fire control at the fortifications, and the machinery necessary for their manufacture ( <i>act Apr. 15, 1926, vol. 44, p. 280</i> )				\$138, 430. 00	\$148, 500. 00
	Estimated expenditures, 1928 appropriation	Estimated expenditures, 1927 appropriation	Expended and obligated, 1926		
07 Transportation of fire-control equipment.....	\$3, 295	\$5, 000	\$1, 060		
30 Development, purchase, and manufacture of anti-aircraft fire-control equipment and radio equipment.....	15, 000	15, 000	15, 000		
32 Fire-control installation, 16-inch gun batteries, stations and equipment.....	120, 135	128, 500	68, 940		
Total.....	138, 430	148, 500	85, 000		
<i>Submarine Mines, Panama Canal—</i>					
For alteration, maintenance, and repair of submarine mine material ( <i>act Apr. 15, 1926, vol. 44, p. 280</i> )				\$100. 00	
For purchase of submarine mines and necessary appliances to operate them <b>[\$100. 00]</b> ( <i>same act</i> )				2, 920. 00	
	Estimated expenditures, 1928 appropriation	Estimated expenditures, 1927 appropriation	Expended and obligated, 1926	3, 020. 00	200. 00
Supplies and materials:					
0200 Stationery and office supplies.....	\$10. 00		\$10. 00		
0270 Powder, projectiles, explosives, pyrotechnic supplies and component parts thereof.....	160. 00		30. 00		
0280 Sundry supplies.....	400. 02		20. 00		
0290 Materials.....	449. 97	\$100. 00	100. 00		
02 Total supplies and materials.....	1, 019. 99	100. 00	160. 00		
12 Repairs and alterations.....	400. 00		130. 00		
13 Special and miscellaneous current expenses.....	200. 00		100. 00		
Equipment:					
3030 War equipment.....	1, 300. 01		455. 00		
3050 Other equipment.....	100. 00	100. 00	4, 114. 18		
30 Total equipment.....	1, 400. 01	100. 00	4, 569. 18		
32 Structures and parts.....			40. 00		
Total.....	3, 020. 00	200. 00	4, 999. 18		
Total, fortifications, Panama Canal, under Chief of Coast Artillery.....				141, 450. 00	148, 700. 00
Total, fortifications, under Chief of Coast Artillery.....				336, 730. 00	278, 500. 00
Total, military, under Chief of Coast Artillery.....				361, 696. 00	303, 466. 00

*Estimates of appropriations required for the service of the fiscal year ending June 30, 1928—Continued*

General object (title of appropriation), date of acts, references to Statutes at Large, or to Revised Statutes, and estimated amount required for each detailed object				Total amount to be appropriated under each head of appropriation	Amount appropriated for the fiscal year ending June 30, 1927
<b>DEPARTMENTAL</b>					
<i>Salaries, Office of Chief of Coast Artillery—</i>					
Salaries: For personal services in the District of Columbia in accordance with the classification act of 1923 ( <i>act Apr. 15, 1926, vol. 44, p. 280</i> )-----				\$23, 150. 00	\$22, 680. 00
	Estimated expenditures, 1928 appropriation	Estimated expenditures, 1927 appropriation	Expended and obligated, 1926		
Departmental service:					
Salaries—					
Clerical, administrative, and fiscal service—	<i>Average—</i>	<i>Average—</i>	<i>Average—</i>		
Grade 7, \$2,400 to \$3,000; average, \$2,700—	No. 1 Salary \$2,700	No. 1 Salary \$2,600	No. 1 Salary \$2,600		
Administrative assistant-----	1 2,300	1 2,200	1 2,200		
Grade 6, \$2,100 to \$2,700; average, \$2,400—					
Principal clerk-----	1 1,860				
Grade 5, \$1,860 to \$2,400; average, \$2,100—					
Senior clerk-----	4 1,860	4 1,860	4 1,860		
Grade 4, \$1,680 to \$2,040; average, \$1,860—					
Clerks-----	1 1,680	3 1,680	3 1,680		
Grade 3, \$1,500 to \$1,860; average, \$1,680—					
Assistant clerk, senior stenographer-----	2 1,460	3 1,370	2 1,440		
Grade 2, \$1,320 to \$1,680; average, \$1,500—					
Junior stenographers-----	1 1,260	1 1,140	1 1,200		
Grade 1, \$1,140 to \$1,500; average, \$1,320—					
Underclerk-----					
Custodial service—					
Grade 3, \$900 to \$1,260; average, \$1,080—					
Messenger-----					
Total average number of employees-----	12 1/2	13	13 1/2		
Total salaries, departmental service-----	23, 150. 00	22, 680. 00	23, 096. 85		
The difference between 1928 and 1927 is due to re-allocated positions, \$470.					
Total under Chief of Coast Artillery-----				384, 846. 00	326, 146. 00
<b>UNITED STATES MILITARY ACADEMY</b>					
<b>SUPPORT OF THE REGULAR ARMY</b>					
<i>Pay of Military Academy—</i>					
Permanent establishment: For [seven] eight professors, [\$26,500] \$30,016; chaplain, \$4,000; [constructing quartermaster, in addition to his regular pay, \$1,000;] additional pay of professors and officers for length of service, [\$10,804.16] \$11,381; subsistence allowance of professors and officers, [\$3,504] \$4,155; in all, [\$45,808.16] ( <i>act Apr. 15, 1926, vol. 44, p. 280</i> )--				\$49, 552. 00	
For cadets, [\$890,500] ( <i>same act</i> )-----				899, 451. 00	
Civilians: For pay of employees, [\$235,000] ( <i>same act</i> )-----				230, 300. 00	
All of the money hereinbefore appropriated for pay of the Military Academy shall be disbursed and accounted for as pay of the Military Academy, and for that purpose shall constitute one fund ( <i>same act</i> ). The civilian instructors employed in the departments of modern languages and tactics shall be entitled to public quarters, fuel, and light ( <i>same act</i> ).				1, 179, 303. 00	1, 171, 308. 16
	Estimated expenditures, 1928 appropriation	Estimated expenditures, 1927 appropriation	Expended and obligated, 1926		
Permanent Establishment:					
0121 Pay of professors-----	\$30, 016. 00	\$26, 500. 00	\$26, 206. 67		
0121 Longevity pay of professors-----	11, 381. 00	10, 804. 16	10, 716. 02		
0121 Subsistence allowance, professors-----	4, 155. 00	3, 504. 00	3, 430. 90		
0110 Chaplain's pay-----	5, 050. 00	5, 050. 00	3, 557. 00		
0121 Pay of officers-----		1, 000. 00	1, 000. 00		
	50, 602. 00	46, 858. 16	44, 912. 59		
Deduct allowances for subsistence, lodging, etc-----	1, 050. 00	1, 050. 00			
Total cash payment-----	49, 552. 00	45, 808. 16	44, 912. 59		
0120 For 1,153+ cadets, at \$780 per annum-----	899, 451. 00	890, 500. 00	819, 665. 89		
Pay of civilians, field service:					
Salaries and wages—	<i>Average—</i>	<i>Average—</i>	<i>Average—</i>		
Salary range, \$3,800 to \$5,000; average, \$4,400—	No. 1 Salary 4,790	No. 1 Salary 4,790	No. 1 Salary 3,990		
Organist-----	1 3,000	1 3,000	1 3,000		
Salary range, \$3,000 to \$3,600; average, \$3,300—					
Chief engineer-----	1 2,700	1 2,700	1 2,700		
Salary range, \$2,700 to \$3,300; average, \$3,000—					
Chief clerk, adjutant's office-----	1 3,000	1 3,000	1 3,000		
Librarian-----	6 3,060	6 3,060	4 1/2 3,060		
Instructors-----					
Salary range, \$2,400 to \$3,000; average, \$2,700—					
Chief printer-----	1 2,400	1 2,400	1 2,400		
Chief clerk, quartermaster's office-----	1 2,400	1 2,400	1 2,400		
Chief clerk, treasurer's office-----	1 2,400	1 2,400	1 2,400		
Laundry manager-----	1 2,400	1 2,400	1 2,400		
Steward, cadet mess-----	1 2,400	1 2,400	1 2,400		

*Estimates of appropriations required for the service of the fiscal year ending June 30, 1928—Continued*

General object (title of appropriation), date of acts, references to Statutes at Large, or to Revised Statutes, and estimated amount required for each detailed object	Estimated expenditures, 1928 appropriation		Estimated expenditures, 1927 appropriation		Expended and obligated, 1926	Total amount to be appropriated under each head of appropriation	Amount appropriated for the fiscal year ending June 30, 1927
Pay of Military Academy—Continued.							
Pay of civilians, field service—Continued.							
Salaries and wages—Continued.							
Salary range, \$2,100 to \$2,700; average, \$2,400—	Average—		Average—		Average—		
Chief of division, adjutant's office	No.	Salary	No.	Salary	No.	Salary	
Draftsman	1	\$2,100	1	\$2,100	1	\$2,100	
Draftsman	1	2,500	1	2,500	1	2,500	
Master mechanic	1	2,100	1	2,100	1	2,100	
Salary range, \$1,860 to \$2,400; average, \$2,100—							
Chiefs of division, adjutant's office	3	1,860	3	1,860	2½	1,860	
Assistant printer	1	1,860	1	1,860	1	1,860	
Bookbinder	1	1,860	1	1,860	1	1,860	
Chief plumber	1	2,160	1	2,160	1	2,160	
Chief electrician	1	2,040	1	2,040	1	2,040	
Assistant chief engineer	1	1,860	1	1,860	1	1,860	
Superintendent of gas works	1	1,860	1	1,860	1	1,860	
Chiefs of division, quartermaster's office	3	1,860	3	1,860	2½	1,860	
Clerk, treasurer's office	1	1,860	1	1,860	1	1,860	
Clerk, photographer	1	1,860	1	1,860	1	1,860	
Chemist, mechanic	1	1,860	1	1,860	1	1,860	
Assistant librarian	1	1,860	1	1,860	1	1,860	
Salary range, \$1,680 to \$2,040; average, \$1,860—							
Pressman	1	1,680	1	1,680	1	1,680	
Stenographer, adjutant's office	1	1,680	1	1,680	1	1,680	
Clerk, quartermaster's office	1	1,680	1	1,680	1	1,680	
Assistant chiefs of division, quartermaster's office	3	1,680	3	1,680	2½	1,680	
Assistant engineers	3	1,680	3	1,680	3	1,680	
Refrigerating engineer	1	1,680	1	1,680	1	1,680	
Chef	1	2,000	1	2,000	1	2,000	
Junior engineer	1	1,680	1	1,680	1	1,680	
Salary range, \$1,500 to \$1,860; average, \$1,680—							
Assistant chief of division, adjutant's office	1	1,680	1	1,680	1	1,680	
Stenographer, quartermaster's office	1	1,500	1	1,500	1	1,500	
Assistant plumber	1	1,500	1	1,500	1	1,500	
Clerk and stenographer, treasurer's office	1	1,860	1	1,860	1	1,860	
Head waiter	1	1,680	1	1,680	1	1,680	
Clerk, treasurer's office	1	1,680	1	1,680	1	1,680	
Engineer, treasurer's department	1	1,500	1	1,500	1	1,500	
Superintendent post cemetery	1	1,680	1	1,680	1	1,680	
Salary range, \$1,320 to \$1,680; average, \$1,500—							
Stenographers, adjutant's office	5	1,320	5	1,320	5	1,320	
Clerks, treasurer's office	3	1,320	3	1,320	3	1,320	
First cook, cadet mess	1	1,440	1	1,440	1	1,440	
Baker, cadet mess	1	1,320	1	1,320	1	1,320	
Stenographers, academic and tactical departments	8	1,320	8	1,320	8	1,320	
Stenographer, library	1	1,320	1	1,320	1	1,320	
Stenographer, commandant's office	1	1,440	1	1,440	1	1,440	
Salary range, \$1,140 to \$1,500; average, \$1,320—							
Book sewers	2	1,140	2	1,140	1½	1,140	
Plumbers' helper	1	1,140	1	1,140	1	1,140	
Firemen	8	1,140	8	1,140	8	1,140	
Custodian	1	1,140	1	1,140	1	1,140	
Butcher	1	1,380	1	1,380	1	1,380	
Clerk, treasurer's department	1	1,140	1	1,140	1	1,140	
Dry cleaner	1	1,200	1	1,200	1	1,200	
Custodian	1	1,440	1	1,440	1	1,440	
Assistant mechanics, departments	2	1,140	2	1,140	2	1,140	
Overseer	1	1,260	1	1,260	1	1,260	
Salary range, \$1,020 to \$1,260; average, \$1,140—							
Janitor	1	1,260	1	1,260	1	1,260	
Cook, cadet mess	1	1,280	1	1,280	1	1,280	
Cooks, cadet mess	3	1,200	3	1,200	3	1,200	
Chauffeur, cadet mess	1	1,140	1	1,140	1	1,140	
Mechanic	1	1,020	1	1,020	1	1,020	
Salary range, \$900 to \$1,140; average, \$900—							
Messenger	2	900	2	900	1½	900	
Oilers, power house	1	1,020	1	1,020	1	1,020	
Janitress	1	1,020	1	1,020	1	1,020	
Assistant head waiter	1	960	1	960	1	960	
Scavenger	1	960	1	960	1	960	
Messenger	1	960	1	960	1	960	
Salary range, \$780 to \$1,020; average, \$900—							
Charwoman	1	780	1	780	1	780	
Janitor	1	900	1	900	1	900	
Assistant waiter, cadet mess	1	900	1	900	1	900	
Coffee man	1	900	1	900	1	900	
Fireman	1	780	1	780	1	780	
Assistant baker	1	960	1	960	1	960	
Assistant butcher	1	900	1	900	1	900	
Custodian	1	900	1	900	1	900	
Porter	1	900	1	900	1	900	
Mender, cadet laundry	1	780	1	780	1	780	
Sorters, cadet laundry	5	780	5	780	4½	780	
Lineman	1	900	1	900	1	900	
Salary range, \$600 to \$780; average, \$690—							
Charwoman	1	600	1	600	1	600	
Teacher of music, with allowance of first lieutenant, United States Army, base and longevity pay, \$3,240; ration allowance, \$219—	1	4,219	1	4,318	1	4,318	
Unclassified employees, cadet mess	76	53,021.00	80	55,462.00	80	61,796.60	
Total average number of employees	197		202		195½		
Total salaries and wages, field service	244	450.00	249	390.00	245	824.60	
Deduct allowances for subsistence, lodging, etc.	14	150.00	14	390.00	13	380.00	
Cash payment, salaries and wages	230	300.00	235	000.00	232	444.60	
The difference between 1928 and 1927 is due to decrease in force, \$4,700.							
Total pay, Military Academy	1,179	303.00	1,171	808.16	1,097	023.06	

## Estimates of appropriations required for the service of the fiscal year ending June 30, 1928—Continued

General object (title of appropriation), date of acts, references to Statutes at Large, or to Revised Statutes, and estimated amount required for each detailed object	Total amount to be appropriated under each head of appropriation	Amount appropriated for the fiscal year ending June 30, 1927
<b>Maintenance, United States Military Academy—</b> For text and reference books for instruction; increase and expense of library (not exceeding \$5,600) \$3,680; office equipment and supplies; stationery, blank books, forms, printing and binding, and periodicals; diplomas for graduates (not exceeding \$1,100); expense of lectures; apparatus, equipment, supplies, and materials for purposes of instruction and athletics, and maintenance and repair thereof; musical instruments and maintenance of band; care and maintenance of organ; equipment for cadet mess; postage, telephones and telegrams; freight and expressage; transportation of cadets and accepted cadets from their homes to the Military Academy and discharged cadets, including reimbursement of traveling expenses; for payment of commutation of rations for the cadets of the United States Military Academy in lieu of the regular established ration; maintenance of children's school (not exceeding \$8,800); contingencies for superintendent of the academy (not to exceed \$3,000); expenses of the members of the Board of Visitors (not exceeding \$750); contingent fund, to be expended under the direction of the Academic Board (not exceeding \$500); improvement, repair, and maintenance of buildings and grounds (including roads, walls, and fences); shooting galleries and ranges; cooking, heating, and lighting apparatus and fixtures and operation and maintenance thereof; maintenance of water, sewer, and plumbing systems; maintenance of and repairs to cadet camp; fire extinguishing apparatus; machinery and tools and repair of same; maintenance, repair, and operation of an automobile and one motor truck; policing buildings and grounds; furniture for official purposes at the academy, and repair and maintenance thereof; fuel for heat, light, and power; and other necessary incidental expenses in the discretion of the superintendent; in all ( <i>act Apr. 15, 1926, vol. 44, p. 280</i> )	\$1, 066, 284. 00	\$970, 131. 00

	Estimated expenditures, 1928 appropriation	Estimated expenditures, 1927 appropriation	Expended and obligated, 1926
<b>Field service:</b>			
<b>Salaries and wages—</b>			
Salary range, \$3,800 to \$5,000; average, \$4,400—			
Chief superintendent of construction	No. 1 Salary \$3,800	No. 1 Salary \$3,800	No. 1 Salary \$3,800
Salary range, \$2,700 to \$3,800; average, \$3,000—			
Superintendent of construction	1 2,700	1 2,700	1 2,700
Salary range, \$2,400 to \$3,000; average, \$2,700—			
Foreman carpenters	2 2,758	2 2,758	2 2,758
Salary range, \$2,100 to \$2,700; average, \$2,400—			
Plumbers	6 2,582	7 2,582	6 2,582
Foreman steamfitter	1 2,504	1 2,504	1 2,504
Masons	4 2,466	6 2,466	4 2,466
Carpenters	17 2,316	15 2,316	17 2,316
Wheelwright	1 2,316	1 2,316	1 2,316
Blacksmith	1 2,285	1 2,285	1 2,285
Foreman tinner	1 2,269	1 2,269	1 2,269
Saddler	1 2,119	1 2,119	1 2,119
Steam fitters	9 2,191	7 2,191	9 2,191
Tinners	4 2,119	4 2,119	4 2,119
Painters	18 2,119	21 2,119	18 2,119
Foreman of mechanics	1 2,400	1 2,400	1 2,100
School principal	1 2,100	1 2,100	1 2,100
Salary range, \$1,860 to \$2,400; average, \$2,100—			
Blacksmiths	3 2,078	3 2,078	3 2,078
Machinist	1 1,860	1 1,860	1 1,860
Salary range, \$1,680 to \$2,040; average, \$1,860—			
Clerk	1 1,800	1 1,800	1 1,680
Salary range, \$1,500 to \$1,860; average, \$1,680—			
Foreman laborer	1 1,643	1 1,643	1 1,627
Teamster	1 1,643	1 1,643	1 1,611
Woods foreman	1 1,800	1 1,800	1 1,800
Mason	1 1,643	1 1,643	1 704
Overseer	1 1,643	1 1,643	1 1,643
Clerks	3 1,620	3 1,620	3 1,500
Electrician	1 1,500	1 1,500	1 1,500
Salary range, \$1,320 to \$1,680; average, \$1,500—			
Mechanics' helpers	12 1,487	11 1,487	12 1,487
Machinist	1 1,440	1 1,440	1 1,440
Stenographer	1 1,320	1 1,320	1 1,320
Clerks	2 1,320	2 1,320	2 1,320
Overseer	1 1,320	1 1,320	1 1,320
School teachers	4 1,320	4 1,320	4 1,320
Head barrack policeman	1 1,140	1 1,140	1 1,140
Salary range, \$1,140 to \$1,500; average, \$1,320—			
Laborers	41 1,252	39 1,252	40 1,252
Overseer	1 1,250	1 1,250	1 1,250
School teachers	1 1,200	1 1,200	2 1,200
Firemen	6 1,140	6 1,140	6 1,140
Salary range, \$1,020 to \$1,260; average, \$1,140—			
Janitor	1 1,020	1 1,020	1 1,020
Woodsman	1 1,020	1 1,020	1 1,020
Salary range, \$900 to \$1,140; average, \$1,020—			
Barrack policemen	27 960	27 960	27 960
Woodsmen	5 960	5 960	5 960
Laborers	17 939	16 939	17 939
Laborers	4 960	4 960	4 960
Laborer	1 900	1 900	1 900

*Estimates of appropriations required for the service of the fiscal year ending June 30, 1928—Continued*

General object (title of appropriation), date of acts, references to Statutes at Large, or to Revised Statutes, and estimated amount required for each detailed object

Total amount to be appropriated under each head of appropriation

Amount appropriated for the fiscal year ending June 30, 1927

*Maintenance, United States Military Academy—Continued.*

	Estimated expenditures, 1928 appropriation		Estimated expenditures, 1927 appropriation		Expended and obligated, 1926	
Field service—Continued.	<i>Average—</i>		<i>Average—</i>		<i>Average—</i>	
Salaries and wages—Continued.	No.	Salary	No.	Salary	No.	Salary
Salary range, \$780 to \$1,020; average, \$900—	1	\$888	1	\$888	1	\$888
Caretaker.....						
Salary range, \$600 to \$780; average, \$680—	1		1	600	1	600
Charwoman.....						
Salary range, \$420 to \$600; average, \$510—	2	570	2	570	2	570
Apprentices.....	1	470	1	313	1	313
Apprentice.....						
Salary range, \$240 to \$420; average, \$330—	1	360	1	180	1	360
Apprentices.....						
Total average number of employees.....	208.4		217.4		215	
Total salaries and wages, field service.....		323, 870. 45		340, 123. 93		328, 611. 51
Deduct allowances for subsistence, lodging, etc.....		300. 00		300. 00		300. 00
Cash payment salaries and wages.....		323, 570. 45		339, 823. 93		328, 311. 51
The difference between 1928 and 1927 is due to decrease in force, \$16,253.48.						
Deduct expenditures for personal services included in objects named below.....		246, 642. 45		260, 975. 93		244, 903. 51
Net salaries and wages, field service.....		76, 928. 00		78, 848. 00		83, 408. 00
For course of lectures for the more complete instruction of cadets.....		500. 00		500. 00		146. 18
01 Total personal services.....		77, 428. 00		79, 348. 00		83, 554. 18
Supplies and materials:						
0200 Stationery and office supplies.....		13, 606. 32		14, 200. 00		16, 651. 14
0220 Scientific and educational supplies.....		4, 455. 80		10, 075. 00		4, 338. 65
0230 Fuel.....		165, 513. 50		164, 127. 50		193, 698. 01
0280 Sundry supplies.....		11, 270. 02		10, 800. 00		1, 571. 04
0290 Materials.....		2, 215. 00				
02 Total supplies and materials.....		197, 060. 64		199, 202. 50		216, 258. 84
03 Subsistence and support of persons.....		333, 866. 00		328, 376. 00		306, 610. 40
Communication service:						
0500 Telegraph service.....		120. 00		120. 00		99. 17
0510 Telephone service.....		450. 00		450. 00		309. 88
0520 Other communication service.....		42. 50		320. 00		
05 Total communication service.....		612. 50		890. 00		409. 05
06 Travel expenses.....		30, 450. 00		31, 450. 00		31, 450. 00
07 Transportation of things.....		321. 50		500. 00		26. 45
Printing and binding, etc.:						
0800 Printing and binding.....		115. 00		700. 00		1, 286. 35
0810 Lithographing, engraving, and engrossing.....		793. 00		1, 000. 00		663. 46
08 Total printing and binding.....		908. 00		1, 700. 00		1, 949. 81
11 Rents.....		125. 00		125. 00		125. 00
12 Repairs and alterations.....		340, 189. 78		293, 849. 50		322, 062. 28
13 Special and miscellaneous current expenses.....		5, 193. 18		4, 175. 00		8, 477. 87
Equipment:						
3000 Passenger-carrying vehicles.....				150. 00		580. 82
3010 Furniture, furnishings, and fixtures.....		6, 761. 15		7, 915. 00		6, 101. 46
3020 Educational, scientific, and recreational equipment.....		19, 114. 55		7, 000. 00		23, 903. 07
3050 Other equipment.....		54, 253. 70		10, 450. 00		5, 135. 77
30 Total equipment.....		80, 129. 40		25, 515. 00		35, 721. 12
Reserve.....				5, 000. 00		
Total.....		1, 066, 284. 00		970, 131. 00		1, 006, 545. 00

*Public Works, United States Military Academy—*

For continuing the construction of a new mess hall, cadet store, dormitories, and drawing academy, including equipment (act Apr. 15, 1926, vol. 44, p. 281)

\$500, 000. 00

\$700, 000. 00

	Estimated expenditures, 1928 appropriation	Estimated expenditures, 1927 appropriation	Expended and obligated, 1926
Equipment:			
3010 Furniture, furnishings, and fixtures.....	\$16, 500		
3050 Other equipment.....	83, 500		
30 Total equipment.....	100, 000		
Construction of building.....	400, 000	\$700, 000	\$350, 000
Total.....	500, 000	700, 000	350, 000

*Estimates of appropriations required for the service of the fiscal year ending June 30, 1928—Continued*

General object (title of appropriation), date of acts, references to Statutes at Large, or to Revised Statutes, and estimated amount required for each detailed object	Total amount to be appropriated under each head of appropriation	Amount appropriated for the fiscal year ending June 30, 1927
<p><i>Public Works, United States Military Academy—Continued.</i> <i>Provided, That section 3648, Revised Statutes, shall not apply to subscriptions for foreign, professional, and other newspapers and periodicals to be paid from any of the foregoing appropriations for the Military Academy. The Secretary of War is hereby directed to turn over to the United States Military Academy without expense all such surplus material as may be available and necessary for the construction of buildings; also surplus tools and material required for use in the instruction of cadets at the academy: Provided, That the constructing quartermaster, United States Military Academy, is hereby exempted from all laws and regulations relative to employment and to granting leaves of absence to employees with pay while employed on construction work at the Military Academy: Provided further, That the funds appropriated herein for the United States Military Academy may be expended without advertising when in the opinion of the responsible constructing officer and the superintendent it is more economical and advantageous to the Government to dispense with advertising (act Apr. 15, 1926, vol. 44, p. 281).</i></p>		
Total under United States Military Academy-----	\$2, 745, 587. 00	\$2, 841, 439. 16
MILITIA BUREAU		
<p><i>Arming, Equipping, and Training the National Guard—</i> <i>For procurement of forage, bedding, and so forth, for animals used by the National Guard [\$1,371,543] (acts June 3, 1916, vol. 39, p. 205; June 4, 1920, vol. 41, p. 783; Mar. 2, 1923, vol. 42, p. 1410; Feb. 28, 1925, vol. 43, p. 1075; Apr. 15, 1926, vol. 44, p. 281)-----</i></p>	\$1, 265, 677. 00	
</		

*Estimates of appropriations required for the service of the fiscal year ending June 30, 1928—Continued*

General object (title of appropriation), date of acts, references to Statutes at Large, or to Revised Statutes, and estimated amount required for each detailed object				Total amount to be appropriated under each head of appropriation	Amount appropriated for the fiscal year ending June 30, 1927
<b>Arming, Equipping, and Training the National Guard—Continued.</b>					
	Estimated expenditures, 1928 appropriation	Estimated expenditures, 1927 appropriation	Expended and obligated, 1926		
01 Personal services.....	\$4,740,281.00	\$4,759,000.00	\$5,068,362.60		
Supplies and materials:					
0200 Stationery and office supplies.....	1,000.00	1,000.00	707.33		
0210 Medical and hospital supplies.....	15,000.00	15,000.00	12,138.10		
0230 Fuel.....	210,000.00	210,000.00	207,709.44		
0250 Forage and other supplies for animals.....	120,000.00	120,000.00	116,368.41		
0260 Provisions.....	1,164,397.00	1,200,000.00	1,303,410.87		
0280 Sundry supplies.....	50,000.00	50,000.00	44,835.73		
02 Total supplies and materials.....	1,560,397.00	1,596,000.00	1,685,164.88		
03 Subsistence.....	12,000.00				
05 Communication service.....	3,000.00	3,000.00	2,801.21		
06 Travel expenses.....	2,660,000.00	2,000,000.00	2,125,530.33		
07 Transportation of things.....	350,000.00	350,000.00	365,514.28		
10 Furnishing of electricity and water.....	30,000.00	30,000.00	30,266.21		
11 Rents.....	660,000.00	360,000.00	364,498.14		
12 Repairs and alterations (construction).....	250,000.00	182,625.00	230,432.69		
22 Burial expenses.....	2,000.00	2,000.00	1,492.80		
32 New construction.....	227,322.00	525,629.00	802,063.53		
Total.....	9,595,000.00	9,806,254.00	10,666,126.67		
For expenses, selected officers and enlisted men, military service schools (acts June 3, 1916, vol. 39, p. 205; June 4, 1920, vol. 41, p. 783; Mar. 2, 1923, vol. 42, p. 2410; Feb. 28, 1925, vol. 43, p. 1075; Apr. 15, 1926, vol. 44, p. 281; May 28, 1926, vol. 44, p. 673).....				\$350,000.00	
	Estimated expenditures, 1928 appropriation	Estimated expenditures, 1927 appropriation	Expended and obligated, 1926		
01 Personal services.....	\$292,000.00	\$304,000.00	\$285,574.63		
03 Subsistence.....	3,800.00	3,800.00	2,828.15		
06 Travel expenses.....	54,200.00	55,200.00	48,315.07		
Total.....	350,000.00	363,000.00	336,717.85		
For pay of property and disbursing officers for the United States [\$74,065] (acts June 3, 1916, vol. 39, p. 205; June 4, 1920, vol. 41, p. 783; Mar. 2, 1923, vol. 42, p. 1410; Feb. 28, 1925, vol. 43, p. 1075; Apr. 15, 1926, vol. 44, p. 281).....				80,000.00	
01 Personal services: Expenditures—1928, \$80,000; 1927, \$78,000; 1926, \$76,116.75.					
For general expenses, equipment and instruction, National Guard, [\$688,650] (same acts).....				565,000.00	
	Estimated expenditures, 1928 appropriation	Estimated expenditures, 1927 appropriation	Expended and obligated, 1926		
01 Personal services.....	\$76,634.00	\$74,995.00	\$69,373.04		
Supplies and materials:					
0200 Stationery and office supplies.....	84,500.00	95,460.00	77,642.46		
0210 Medical and hospital supplies.....	3,000.00	2,000.00	1,328.35		
0240 Wearing apparel and sewing supplies.....	125,000.00	103,260.00	88,154.97		
0230 Fuel.....	120,825.00	119,323.00	118,464.38		
0280 Sundry supplies.....	89,000.00	108,707.00	254,176.36		
02 Total supplies and materials.....	422,325.00	428,750.00	536,766.52		
05 Communication service.....	1,000.00	1,000.00	702.61		
06 Travel expenses.....	4,000.00	4,000.00	4,560.53		
07 Transportation of things.....	48,660.00	48,025.00	40,322.13		
11 Rents.....	38,000.00	30,000.00	27,355.77		
12 Repairs and alterations (construction).....	88,861.00	100,000.00	76,663.45		
22 Burial expenses.....	500.00	500.00	400.00		
32 New construction.....	65,000.00	25,380.00	57,884.43		
Total.....	715,000.00	712,650.00	814,233.48		
Deduct savings from 1927 appropriations.....	150,000.00				
Total.....	565,000.00				

*Estimates of appropriations required for the service of the fiscal year ending June 30, 1928—Continued*

General object (title of appropriation), date of acts, references to Statutes at Large, or to Revised Statutes, and estimated amount required for each detailed object				Total amount to be appropriated under each head of appropriation	Amount appropriated for the fiscal year ending June 30, 1927
<b>Arming, Equipping, and Training the National Guard—Continued.</b>					
For travel of officers and noncommissioned officers of the Regular Army in connection with the National Guard, <b>[\$310,000]</b> <i>\$316,000: Provided, That not to exceed \$2,000 of this sum shall be expended for travel of officers of the War Department General Staff in connection with the National Guard (acts June 3, 1916, vol. 39, p. 205; June 4, 1920, vol. 41, p. 783; Mar. 2, 1923, vol. 42, p. 1410; Feb. 28, 1925, vol. 43, p. 1075; Apr. 15, 1926, vol. 44, p. 281)</i> -----				\$316, 000. 00	
06 Travel expenses: Expenditures—1928, \$316,000; 1927, \$322,226; 1926, \$394,869.96.					
For transportation of equipment and supplies <b>[\$153,750]</b> ( <i>same acts</i> )-----				250, 000. 00	
07 Transportation of things: Expenditures—1928, \$250,000; 1927, \$300,000; 1926, \$236,860.37.					
For expenses of enlisted men of the Regular Army on duty with the National Guard, including the hiring of quarters in kind <b>[\$470,000]</b> ( <i>same acts</i> )-----				419, 940. 00	
	Estimated expenditures, 1928 appropriation	Estimated expenditures, 1927 appropriation	Expended and obligated, 1926		
02 Medical and hospital supplies.....	\$2, 625. 00	\$2, 625. 00	\$3, 141. 32		
03 Subsistence.....	241, 280. 00	241, 280. 00	221, 059. 15		
11 Rents.....	239, 815. 00	239, 815. 00	252, 514. 34		
Total.....	483, 720. 00	483, 720. 00	476, 714. 81		
Deduct savings 1927 appropriations.....	63, 780. 00				
Total.....	419, 940. 00				
For pay of National Guard (armory drills), <b>[\$10,147,866:]</b> <i>\$9,288,000 [Provided, That hereafter armory drill pay shall be computed upon a fiscal year basis instead of calendar year] (acts June 3, 1916, vol. 39, p. 205; June 4, 1920, vol. 41, p. 783; Mar. 2, 1923, vol. 42, p. 1410; Feb. 28, 1925, vol. 43, p. 1075; Apr. 15, 1926, vol. 44, p. 282)</i> -----				9, 288, 000. 00	10, 147, 866. 00
	Estimated expenditures, 1928 appropriation	Estimated expenditures, 1927 appropriation	Expended and obligated, 1926		
01 Personal services.....	\$10, 080, 000. 00	\$10, 250, 000. 00	\$10, 213, 423. 43		
Deduct savings from 1927 appropriations.....	792, 000. 00				
Total.....	9, 288, 000. 00				
<p><i>When approved by the Secretary of War 10 per centum of each of the foregoing amounts under the appropriation for "Arming, equipping, and training the National Guard" shall be available interchangeably for expenditure on the objects named, but no one item shall be increased by more than 10 per centum: Provided, That a report of amounts so transferred between appropriations shall be submitted to the Congress at the first regular session after the close of the fiscal year 1928.</i></p> <p><b>Arms, Uniforms, Equipment, etc., for Field Service, National Guard—</b></p> <p>To procure by purchase or manufacture and issue from time to time to the National Guard, upon requisition of the governors of the several States and Territories, or the commanding general National Guard of the District of Columbia, such military equipment and stores of all kinds and a reserve supply thereof, including horses conforming to the Regular Army standards for use of the Cavalry, Field Artillery, and mounted organizations of the National Guard, and a reserve supply of such equipment and stores, as are necessary to arm, uniform, and equip for field service the National Guard of the several States, Territories, and the District of Columbia, and to repair such of the aforementioned articles of equipage and military stores as are or may become damaged when, under regulations prescribed by the Secretary of War, such repair may be determined to be an economical measure and as necessary for their proper preservation and use, <b>[\$5,404,292]</b> <i>\$4,475,530, of which not less than \$787,500 shall be available only for the production and purchase of new airplanes and their equipment, spare parts, and accessories: Provided, That the Secretary of War is hereby directed to issue from surplus or reserve stores and material on hand and purchased for the United States Army such articles of clothing and equipment and Field Artillery, Engineer, and Signal material and ammunition as may be needed by the National Guard organized under the provisions of the act entitled "An act for making further and more effectual provision for the national defense, and for other purposes," approved June 3, 1916, as amended by the act approved June 4, 1920. This issue shall be made without charge against militia appropriations except for actual expenses incident to such issue.</i></p>					



*Estimates of appropriations required for the service of the fiscal year ending June 30, 1928—Continued*

General object (title of appropriation), date of acts, references to Statutes at Large, or to Revised Statutes, and estimated amount required for each detailed object				Total amount to be appropriated under each head of appropriation	Amount appropriated for the fiscal year ending June 30, 1927
<b>Arms, Uniforms, Equipment, etc., for Field Service, National Guard—Continued.</b> The mounted, motorized, air, medical, and tank units and motor transport, military police, wagon and service companies of the National Guard shall be so reduced that the appropriations made in this act shall cover the entire cost of maintenance of such units for the National Guard during the fiscal year [1927] 1928 (acts June 3, 1916, vol. 39, p. 205; June 4, 1920, vol. 41, p. 783; Mar. 2, 1923, vol. 42, p. 1410; Feb. 28, 1925, vol. 43, p. 1075; Apr. 15, 1926, vol. 44, p. 282)				\$4, 475, 530. 00	\$5, 404, 292. 00
	Estimated expenditures, 1928 appropriation	Estimated expenditures, 1927 appropriation	Expended and obligated, 1926		
Supplies and materials:					
0200 Stationery and office supplies.....	\$10, 000. 00	\$10, 000. 00	\$10, 789. 41		
0210 Medical and hospital supplies.....	25, 000. 00	20, 000. 00	13, 341. 04		
0220 Scientific and educational supplies.....	5, 000. 00	5, 000. 00	3, 381. 47		
0240 Wearing apparel and sewing supplies.....	1, 204, 700. 00	1, 696, 188. 00	916, 028. 25		
0270 Powder, projectiles, explosives, and pyrotechnical supplies.....	1, 000, 000. 00	1, 219, 722. 00	474, 908. 10		
0280 Sundry supplies.....	1, 234, 972. 00	1, 677, 382. 00	1, 457, 773. 84		
02 Total supplies and materials.....	3, 479, 672. 00	4, 628, 292. 00	2, 876, 222. 11		
30 War equipment.....	995, 858. 00	776, 000. 00	292, 113. 55		
Total.....	4, 475, 530. 00	5, 404, 292. 00	3, 168, 335. 66		
Total, military, under Militia Bureau.....				28, 855, 147. 00	30, 746, 943. 00

## DEPARTMENTAL

**Salaries, Militia Bureau—**

Salaries: For personal services in the District of Columbia in accordance with the classification act of 1923 (act Apr. 15, 1926, vol. 44, p. 282).....

The appropriations herein made for "Arming, equipping, and training the National Guard" and "Arms, uniforms, equipment, and so forth, for field service" shall be available until December 31, [1927] 1928.

	Estimated expenditures, 1928 appropriation	Estimated expenditures, 1927 appropriation	Expended and obligated, 1926		
<b>Departmental service:</b>					
<b>Salaries—</b>					
Clerical, administrative, and fiscal service—					
Grade 9, \$3,000 to \$3,600; average, \$3,300—	Average—	Average—	Average—		
Senior administrative assistant.....	No. 1 Salary \$3, 100	No. 1 Salary \$3, 100	No. 1 Salary \$3, 025		
Grade 8, \$2,700 to \$3,300; average, \$3,000—					
Administrative assistant.....	1 2, 800	1 2, 800	1 2, 725		
Grade 7, \$2,400 to \$3,000; average, \$2,700—					
Junior administrative assistant.....	1 2, 500	1 2, 500	1 2, 425		
Grade 6, \$2,100 to \$2,700; average, \$2,400—					
Principal clerks.....	3 2, 200	3 2, 200	3 2, 125		
Grade 5, \$1,860 to \$2,400; average, \$2,100—					
Senior clerks.....	5 2, 008	5 2, 008	4½ 1, 960		
Grade 4, \$1,680 to \$2,040; average, \$1,860—					
Principal stenographers.....	1 1, 740	1 1, 740	1 1, 710		
Clerks.....	7 1, 757	7 1, 757	6½ 1, 715		
Clerk.....			1½ 1, 680		
Grade 3, \$1,500 to \$1,860; average, \$1,680—					
Assistant clerks.....	14 1, 590	14 1, 590	12½ 1, 551		
Assistant clerk.....			½ 1, 500		
Senior stenographers.....	7 1, 577	7 1, 577	6½ 1, 542		
Assistant clerk-stenographers.....	2 1, 560	2 1, 560	1½ 1, 520		
Grade 2, \$1,320 to \$1,680; average, \$1,500—					
Junior clerks.....	14 1, 414	14 1, 414	14½ 1, 391		
Junior clerk.....			5 1, 320		
Junior stenographers.....	7 1, 380	7 1, 380	7½ 1, 343		
Junior stenographer.....			½ 1, 320		
Junior clerk-typists.....	10 1, 398	10 1, 398	7½ 1, 382		
Junior clerk-typists.....			½ 1, 320		
Junior clerk-stenographers.....	1 1, 500	1 1, 500	2 1, 420		
Junior operator, office devices.....	1 1, 380	1 1, 380	½ 1, 320		
Grade 1, \$1,140 to \$1,500; average, \$1,320—					
Underclerks.....	3 1, 240	3 1, 240	2½ 1, 205		
Underclerk.....			½ 1, 140		
Underclerk-typists.....	1 1, 200	1 1, 200	4 1, 178		
Underclerk-typist.....			½ 1, 140		
Underoperator, office devices.....	½ 1, 200	1 1, 200	½ 1, 164		

*Estimates of appropriations required for the service of the fiscal year ending June 30, 1928—Continued*

General object (title of appropriation), date of acts, references to Statutes at Large, or to Revised Statutes, and estimated amount required for each detailed object				Total amount to be appropriated under each head of appropriation	Amount appropriated for the fiscal year ending June 30, 1927
<b>Salaries, Militia Bureau—Continued.</b>					
	Estimated expenditures, 1928 appropriation	Estimated expenditures, 1927 appropriation	Expended and obligated, 1926		
Departmental service—Continued.					
Salaries—Continued.					
Custodial service					
Grade 4, \$1,140 to \$1,500; average, \$1,320—	Average— No. 1 Salary \$1,200	Average— No. 1 Salary \$1,200	Average— No. 1 Salary \$1,155		
Head messenger	1	1	1		
Grade 3, \$1,020 to \$1,260; average, \$1,140—	2 1,080	2 1,080	2½ 1,033		
Messengers	1 1,020	1 1,020	1 1,035		
Senior laborer					
Total average number of employees	84	84	89½		
Total salaries, departmental service	132,000.00	132,309.00	135,087.61		
The difference between 1928 and 1927 is due to decrease in salaries, \$309.					
Total under Militia Bureau				\$28,987,147.00	\$30,879,252.00
ORGANIZED RESERVES					
<b>Organized Reserves—</b>					
<b>Officers' Reserve Corps:</b>					
For pay and allowances of members of the Officers' Reserve Corps on active duty for not exceeding fifteen days' training <b>[\$2,293,500]</b> (acts June 3, 1916, vol. 39, p. 189; June 4, 1920, vol. 41, p. 760; June 10, 1922, vol. 42, p. 627; Apr. 16, 1926, vol. 44, p. 282)				\$1,767,642.00	
For pay and allowances of members of the Officers' Reserve Corps on active duty for more than fifteen days in accordance with law <b>[\$426,500]</b> (same acts)				756,510.00	
01 Pay and allowances, reserve officers: Expenditures—1928, \$2,524,152; 1927, \$2,560,452.53 (reserve, \$159,547.47); 1926, \$2,580,626.17.					
For mileage, reimbursement of actual traveling expenses, or per diem allowances in lieu thereof as authorized by law, <b>[\$392,300]</b> \$307,411: <i>Provided</i> , That the mileage allowance to members of the Officers' Reserve Corps when called into active service for training for fifteen days or less shall not exceed 4 cents per mile [ <i>Provided further</i> , That hereafter officers performing travel on Government-owned vessels for which no transportation fare is charged shall be entitled only to reimbursement of actual and necessary expenses incurred]; in all, <b>[\$3,112,300]</b> \$2,831,563 (acts June 12, 1906, vol. 34, p. 246; June 10, 1922, vol. 42, p. 631; June 7, 1924, vol. 43, p. 506; Apr. 15, 1926, vol. 44, p. 282)				307,411.00	
06 Mileage of Reserve officers: Expenditures—1928, \$307,411; 1927, \$360,000 (reserve, \$32,300); 1926, \$415,206.28.					
<b>Enlisted Reserve Corps—</b>					
For pay, transportation, subsistence, clothing, and medical and hospital treatment <b>[\$45,000]</b> (acts June 3, 1916, vol. 39, p. 187; June 4, 1920, vol. 41, p. 760; Apr. 16, 1926, vol. 44, p. 283)				100.00	
	Estimated expenditures, 1928 appropriation	Estimated expenditures, 1927 appropriation	Expended and obligated, 1926		
01 Pay, enlisted men of Enlisted Reserve Corps		\$15,927.57	\$15,927.57		
Supplies and materials:					
0240 Clothing		2,554.67	2,554.67		
0241 Altering, fitting, and repairing clothing		145.17	145.17		
0200 Provisions		852.38	852.38		
02 Total supplies and materials		3,552.22	3,552.22		
03 Commutation of rations		1,355.21	1,355.21		
06 Transportation		8,484.02	8,484.02		
Special and miscellaneous current expenses:					
1377 Medical examinations and vaccination		389.50	389.50		
1377 Hospital care and treatment		60.00	60.00		
1380 Miscellaneous current expenses	\$100.00	14,000.00	20,157.18		
13 Total special and miscellaneous current expenses	100.00	14,449.50	20,606.68		
Reserve		1,231.48			
Total	100.00	45,000.00	49,925.70		

*Estimates of appropriations required for the service of the fiscal year ending June 30, 1928—Continued*

General object (title of appropriation), date of acts, references to Statutes at Large, or to Revised Statutes, and estimated amount required for each detailed object				Total amount to be appropriated under each head of appropriation	Amount appropriated for the fiscal year ending June 30, 1927
<b>Organized Reserves—Continued.</b>					
Correspondence courses—					
For conducting correspondence courses for instruction of members of the Reserve Corps, including necessary supplies, procurement of maps and textbooks, and transportation <b>[\$17,000]</b> ( <i>acts June 3, 1916, vol. 39, p. 191; June 4, 1920, vol. 41, p. 760; June 7, 1924, vol. 43, p. 506; Apr. 15, 1926, vol. 44, p. 283</i> )				\$17,000.00	
	Estimated expenditures, 1928 appropriation	Estimated expenditures, 1927 appropriation	Expended and obligated, 1926		
02 Stationery and office supplies.....	\$9,500.00	\$9,000.00	\$8,866.41		
07 Transportation of supplies.....	1,500.00	1,500.00	1,223.06		
13 Miscellaneous current expenses and general purposes.....	500.00	500.00	531.50		
30 Books, pamphlets, etc.....	5,500.00	5,000.00	6,374.53		
Reserve.....		1,000.00			
Total.....	17,000.00	17,000.00	16,995.50		
<b>Manuals:</b>					
For purchase of training manuals, including Government publications <b>[\$22,000]</b> ( <i>same acts</i> )				20,000.00	
30 Manuals: Expenditures—1928, \$20,000; 1927, \$21,500 (reserve, \$500); 1926, \$14,962.63.					
<b>Headquarters and camps:</b>					
For establishment, maintenance, and operation of divisional and regimental headquarters and of camps for training of the Organized Reserves; for miscellaneous expenses incident to the administration of the Organized Reserves, including the maintenance and operation of motor-propelled passenger-carrying vehicles; for the actual and necessary expenses, or per diem in lieu thereof, at rates authorized by law, incurred by officers and enlisted men of the Regular Army traveling on duty in connection with the Organized Reserves; for reimbursement for the use, including upkeep and depreciation costs, of supplies, equipment, and matériel furnished in accordance with law from stocks under the control of the War Department, except that no part of this appropriation shall be expended for the production and purchase of new airplanes and their equipment, spare parts, and accessories; for transportation of baggage, including packing and crating, of reserve officers on active duty for not less than six months; for medical and hospital treatment, continuation of pay and allowances not to exceed six months, and transportation when fit for travel to their homes of members of the Officers' Reserve Corps and Enlisted Reserve Corps of the Army injured in line of duty while on active duty under proper orders or while voluntarily participating in aerial flights in Government-owned aircraft by proper authority as an incident to their military training, and for the preparation and transportation to their homes and burial expenses of the remains of members of the Organized Reserves who die while on active duty, as provided in section 4 of the act of June 3, 1924, <b>[\$525,000]</b> \$743,100: <i>Provided, That not to exceed \$100,000 of this amount may be used for establishment and maintenance of divisional and regimental headquarters (acts June 4, 1920, vol. 41, p. 760; June 30, 1922, vol. 42, p. 722; June 3, 1924, vol. 43, p. 363; June 7, 1924, vol. 43, p. 586; Apr. 15, 1926, vol. 44, p. 283)</i>				743,100.00	
	Estimated expenditures, 1928 appropriation	Estimated expenditures, 1927 appropriation	Expended and obligated, 1926	\$3,611,763.00	\$3,721,300.00
01 Salaries and wages, civilian employees.....	(1)	(1)	\$27,458.52		
Supplies and materials:					
0200 Stationery and office supplies.....	\$21,450.00	\$26,450.00	50,450.50		
0210 Surgical dressings.....	1,950.00	2,400.00	18.83		
0230 Fuel.....	4,875.00	4,875.00	936.20		
0230 Gasoline and oil.....	27,929.00	40,000.00	31,380.53		
0270 Ammunition.....	85,000.00	110,000.00	6,662.22		
0280 Sundry supplies.....	5,000.00	5,000.00	3,045.04		
02 Total supplies and materials.....	156,204.00	188,725.00	93,493.32		
04 Storage and care of vehicles (service).....	1,000.00	1,000.00	363.50		

1 Amounts for salaries and wages included in item 1380, "Preparation of camp sites."

*Estimates of appropriations required for the service of the fiscal year ending June 30, 1928—Continued*

General object (title of appropriation); date of acts, references to Statutes at Large, or to Revised Statutes, and estimated amount required for each detailed object				Total amount to be appropriated under each head of appropriation	Amount appropriated for the fiscal year ending June 30, 1927
<i>Organized Reserves—Continued.</i>					
		Estimated expenditures, 1928 appropriation	Estimated expenditures, 1927 appropriation	Expended and obligated, 1926	
Communication service:					
0500	Telegrams.....	\$920.00	\$920.00	\$109.15	
0510	Telephone service.....	16,250.00	17,250.00	15,202.74	
0520	Postage.....	2,300.00	2,300.00	1,408.09	
05	Total communication service.....	19,470.00	20,470.00	16,719.98	
Travel expenses:					
	Travel expenses, Regular Army executives and instructors.....	50,000.00			
	Travel expenses, including street-car tickets.....	4,600.00	4,600.00	2,490.47	
06	Total travel expenses.....	54,600.00	4,600.00	2,490.47	
07	Transportation of supplies.....	9,000.00	9,000.00	11,063.25	
Furnishing heat, light, power, water, etc:					
1000	Heat.....	315.00	315.00	714.28	
1010	Light.....	3,700.00	3,900.00	1,936.67	
1020	Power.....	720.00	720.00	556.63	
1040	Water.....	513.00	513.00	1,058.05	
10	Total furnishing heat, light, power, water, etc.....	5,248.00	5,448.00	4,265.63	
Rents:					
1100	Rental, offices, etc.....	75,000.00	90,000.00	59,881.15	
1110	Rental grounds.....	715.00	715.00	1,582.52	
1114	Rental war equipment:				
	Training type airplanes.....	277,060.00			
	Service type airplanes.....	41,136.00			
11	Total rents.....	393,941.00	90,715.00	61,463.67	
Repairs and alterations:					
1200	Offices.....	4,600.00	4,600.00		
1200	Barracks, quarters, offices, etc.....	(?)	(?)	19,865.91	
1210	Repairing grounds, roads, walks, and drainage.....	(?)	(?)	1,746.25	
1220	Water and sewer systems.....	(?)	(?)	5,103.64	
1290	Electric wiring and fixtures.....	1,285.00	1,285.00	1,251.33	
1280	Machinery and equipment.....	10,000.00	35,000.00	18,070.39	
12	Total repairs and alterations.....	15,885.00	40,885.00	46,038.52	
Special and miscellaneous current expenses:					
1373	Laundry work.....	1,400.00	1,400.00	602.84	
1378	Packing and crating (service).....	7,900.00	8,463.00	3,353.95	
1380	Miscellaneous and general purposes.....	20,581.00	28,193.00	136,173.10	
1380	Preparation of camp sites, to Quartermaster General (25 cents per man-day).....	32,500.00	58,400.00		
13	Total special and miscellaneous current expenses.....	62,381.00	96,456.00	140,129.89	
Equipment (includes livestock):					
3010	Office equipment.....	14,800.00	20,000.00	18,758.24	
3020	Educational and recreational equipment.....	2,500.00	7,000.00	4,871.18	
3030	Arms, targets, and accessories.....	5,000.00	5,000.00	3,350.58	
3059	Miscellaneous equipment.....	3,071.00	3,668.00	781.06	
30	Total equipment.....	25,371.00	35,668.00	27,761.06	
32	Construction of temporary camps, flooring for tents, etc.....	(?)	(?)	4,513.66	
	Reserve.....		32,033.00		
	Total.....	743,100.00	525,000.00	434,741.56	

\* Amounts for these items included in item 1380, "Preparation of camp sites."

None of the funds appropriated elsewhere in this act except for printing and binding shall be used for expenses in connection with the Organized Reserves, but available supplies and existing facilities at military posts shall be utilized to the fullest extent possible.

No portion of this appropriation shall be expended for the pay of a reserve officer on active duty for a longer period than fifteen days, except such as may be detailed for duty with the War Department General Staff under section 3a and section 5(b) of the Army reorganization act approved June 4, 1920, or who may be detailed for courses of instruction at the general or special service schools of the Army, or who may be detailed for duty as instructors at civilian military training camps, appropriated for in this act, or who may be detailed for duty with tactical units of the Air [Service] Corps, as provided in section 37a of the Army reorganization act approved June 4, 1920: *Provided*, That the pay and allowances of such additional officers and nurses of the Medical Reserve Corps as are required to supplement the like officers and nurses of the Regular Army in the care of beneficiaries of the United States Veterans' Bureau treated in Army hospitals may be paid from the funds allotted to the War Department by that bureau under existing law.

*Estimates of appropriations required for the service of the fiscal year ending June 30, 1928—Continued*

General object (title of appropriation), date of acts, references to Statutes at Large, or to Revised Statutes, and estimated amount required for each detailed object	Total amount to be appropriated under each head of appropriation	Amount appropriated for the fiscal year ending June 30, 1927
<p><b>Organized Reserves—Continued.</b></p> <p>【The seventh paragraph under the head of "Organized Reserves" in the War Department appropriation act for the fiscal year 1926, approved February 12, 1925, is hereby amended by inserting the following language before the colon and the word "Provided": " , or who are trained as individual officers during the first half of the fiscal year and are officers in organizations to receive training during the last half of the fiscal year, in which case such officers may receive pay for two fifteen-day periods during the fiscal year, but such officers shall not receive pay for more than two fifteen-day periods during the two-year period covered by the fiscal years 1926 and 1927."】</p> <p style="text-align: center;">MILITARY TRAINING OF CITIZENS</p> <p><b>Reserve Officers' Training Corps—</b></p> <p>For the procurement, maintenance, and issue, under such regulations as may be prescribed by the Secretary of War, to institutions at which one or more units of the Reserve Officers' Training Corps are maintained, of such public animals, means of transportation, supplies, tentage, equipment, and uniforms as he may deem necessary, including cleaning and laundering of uniforms and clothing at camps; and to forage, at the expense of the United States, public animals so issued, and to pay commutation in lieu of uniforms at a rate to be fixed annually by the Secretary of War; for transporting said animals and other authorized supplies and equipment from place of issue to the several institutions and training camps and return of same to place of issue when necessary; for purchase of training manuals, including Government publications; for the establishment and maintenance of camps for the further practical instruction of the members of the Reserve Officers' Training Corps, and for transporting members of such corps to and from such camps, and to subsist them while traveling to and from such camps and while remaining therein so far as appropriations will permit or, in lieu of transporting them to and from such camps and subsisting them while en route, to pay them travel allowance at the rate of 5 cents per mile for the distance by the shortest usually traveled route from the places from which they are authorized to proceed to the camp and for the return travel thereto, and to pay the return travel pay in advance of the actual performance of the travel; for reimbursement for the use, including upkeep and depreciation costs, of supplies, equipment, and matériel furnished in accordance with law from stocks under the control of the War Department; for pay for students attending advanced camps at the rate prescribed for soldiers of the seventh grade of the Regular Army; for the payment of commutation of subsistence to members of the senior division of the Reserve Officers' Training Corps, at a rate not exceeding the cost of the garrison ration prescribed for the Army, as authorized in the act approved June 3, 1916, as amended by the act approved June 4, 1920; for medical and hospital treatment, subsistence until furnished transportation, and transportation when fit for travel to their homes of members of the Reserve Officers' Training Corps injured in line of duty while at camps of instruction under the provisions of section 47a and section 47d of the national defense act approved June 3, 1916, as amended; and for the cost of preparation and transportation to their homes and burial expenses of the remains of members of the Reserve Officers' Training Corps who die while attending camps of instruction, as provided in section 4 of the act approved June 3, 1924; and for the cost of maintenance, repair, and operation of passenger-carrying vehicles, 【\$3,911,493】 \$2,900,000, to remain available until December 31, 【1927】 1928: <i>Provided</i>, That uniforms and other equipment or material issued to the Reserve Officers' Training Corps in accordance with law shall be furnished from surplus or reserve stocks of the War Department without payment from this appropriation, except for actual expense incurred in the manufacture or issue: <i>Provided further</i>, That in no case shall the amount paid from this appropriation for uniforms, equipment, or material furnished to the Reserve Officers' Training Corps from stocks under the control of the War Department be in excess of the price current at the time the issue is made: <i>Provided further</i>, That none of the funds appropriated in this act shall be used for the organization or maintenance of additional mounted, motor transport, or tank units in the Reserve Officers' Training Corps: <i>Provided further</i>, That none of the funds appropriated elsewhere in this act, except for printing and binding, shall be used for expenses in connection with the Reserve Officers' Training Corps: <i>Provided further</i>, That not to exceed 【\$100】 \$15,000 of the total appropriated by this act may be expended for the transportation of authorized Reserve Officers' Training Corps students who may be competitors in the national rifle match, and to subsist them while traveling to and from said match and while remaining thereat (acts June 3, 1916, vol. 39, p. 193; June 4, 1920, vol. 41, p. 777; June 3, 1924, vol. 43, p. 363; June 7, 1924, vol. 43, p. 507; Apr. 15, 1926, vol. 44, p. 284) -----</p>	\$2,900,000.00	\$3,911,493.00

*Estimates of appropriations required for the service of the fiscal year ending June 30, 1928—Continued*

General object (title of appropriation), date of acts, references to Statutes at Large, or to Revised Statutes, and estimated amount required for each detailed object				Total amount to be appropriated under each head of appropriation	Amount appropriated for the fiscal year ending June 30, 1927
<i>Reserve Officers' Training Corps—Continued.</i>					
	Estimated expenditures, 1928 appropriation	Estimated expenditures, 1927 appropriation	Expended and obligated, 1926		
Pay of students attending advanced Reserve Officers' Training Corps camps.....	\$211,680	\$220,500	\$220,500		
Salaries and wages, civilian employees.....	25,137	91,948	21,075		
01 Total.....	236,817	312,448	241,575		
Supplies and materials:					
0200 Stationery and office supplies.....	14,588	24,745	15,000		
0210 Medical and hospital supplies.....	10,334	10,796	9,236		
0220 Educational supplies.....		640	650		
0230 Fuel.....	18,774	27,105	25,000		
0240 Clothing.....	1,208,336	1,018,160	970,000		
0250 Forage.....	185,089	178,933	182,450		
0260 Subsistence.....	181,440	220,500	220,000		
0270 Ammunition.....	176,251	186,130	125,000		
0280 Sundry supplies (incandescent lamps, operating supplies, badges, medals, cleaning materials).....	17,115	18,790	23,831		
0290 Materials for instruction purposes.....		458	120		
02 Total supplies and materials.....	1,811,927	1,686,257	1,571,287		
03 Commutation of subsistence.....	1,227,465	1,168,347	1,065,372		
04 Subsistence and care of animals, etc. (service).....	5,600	4,363	5,489		
Communication service:					
0500 Telegrams.....	60	25	25		
0510 Telephone service.....	27	62	65		
0520 Postage.....	200	250	267		
05 Total communication service.....	287	337	357		
Travel expenses:					
0600 Travel, members of Reserve Officers' Training Corps.....	5,000	3,142	5,127		
0600 Travel allowance in lieu of transportation and subsistence.....	253,400	294,406	280,000		
0610 Street-car tickets.....	300	264	964		
0630 Per diem in lieu of subsistence.....	500	2,452	500		
06 Total travel expenses.....	259,200	300,264	286,591		
Transportation of things:					
0700 Transportation of animals.....			617		
0700 Transportation of supplies and equipment.....	32,000	47,000	16,399		
07 Total transportation of things (service).....	32,000	47,000	17,016		
Furnishing of heat, light, power, water, and electricity (service):					
1010 Light.....	2,000	2,013	1,792		
1020 Electric power.....	1,600	1,243	1,344		
1030 Electric current for motion-picture machines.....		200			
1040 Water, furnishing of.....	1,500	1,684	1,057		
10 Total furnishing heat, light, power, water, etc.....	5,100	5,140	4,193		
11 Rental of grounds.....	544	544	486		
Repairs and alterations:					
1200 Buildings, flooring, framing for tents, screen doors and window screens.....	31,839	33,540	13,955		
1210 Surfacing grounds and repairing roads, walks, and drainage.....	6,170	6,822	2,008		
1220 Repairing water and sewer systems.....	15,700	7,336	14,022		
1240 Repairs to bridges.....	100	100	267		
1260 Repairs and alterations to electric wiring and fixtures in structures.....	2,821	4,672	2,000		
1280 Machinery and equipment.....	104,000	174,686	107,000		
12 Total repairs and alterations.....	160,630	227,185	139,252		
Special and miscellaneous current expenses:					
1373 Laundry work (service).....	28,900	37,000	25,000		
1375 Garbage, removal of.....	50	50	50		
1377 Veterinary treatment, etc.....	2,184	300	1,129		
1378 Packing and crating (service).....	7,665	41,848	22,476		
13 Total special and miscellaneous current expenses.....	38,699	79,198	48,655		

*Estimates of appropriations required for the service of the fiscal year ending June 30, 1928—Continued*

General object (title of appropriation), date of acts, references to Statutes at Large, or to Revised Statutes, and estimated amount required for each detailed object

Total amount to be appropriated under each head of appropriation

Amount appropriated for the fiscal year ending June 30, 1927

*Reserve Officers' Training Corps—Continued.*

	Estimated expenditures, 1928 appropriation	Estimated expenditures, 1927 appropriation	Expended and obligated, 1926
Equipment (includes livestock):			
3000 Passenger-carrying vehicles.....	\$100	\$215	
3010 Office and mess equipment.....	2, 114	2, 114	\$5, 236
3020 Educational, scientific, and recreational equipment.....	14, 600	14, 265	26, 287
3030 War equipment (arms, targets, machine guns, rifles, and special and miscellaneous war equipment.....)	107, 228	105, 647	65, 697
3040 Horses.....			30, 083
3050 Other equipment (harness, horse equipment, animal-drawn vehicles, etc.).....	17, 100	38, 207	10, 367
30 Total equipment.....	141, 142	160, 448	137, 620
Structures and parts and nonstructural improvements to land:			
3210 Camps, temporary construction of, including flooring and framing for tents.....	3, 835	4, 159	1, 215
3210 Fixed electrical fixtures and wire transmission.....		758	758
3210 Water and sewer systems.....	15	15	15
32 Total structures and parts, etc.....	3, 850	4, 932	1, 988
Total.....	<sup>1</sup> 13, 923, 291	<sup>2</sup> 13, 996, 443	3, 519, 881
National matches.....	15, 000		10, 114
Total.....	3, 938, 291		3, 529, 995
Less \$1,038,291 to be carried over from 1927.....	1, 038, 291		
Total.....	2, 900, 000		

<sup>1</sup> The expenditures shown in column for 1928 in excess of the amount appropriated are from unexpended balances of act of 1927.<sup>2</sup> The expenditures shown in column for 1927 in excess of the amount appropriated are from unexpended balances of act of 1923.*Military Supplies and Equipment for Schools and Colleges—*

For the procurement and issue as provided in section 55c of the act approved June 4, 1920, and in section 1225, Revised Statutes, as amended, under such regulations as may be prescribed by the Secretary of War, to schools and colleges, other than those provided for in section 40 of the act above referred to, of such arms, tentage, and equipment, *and of ammunition, targets, and target materials*, including the transporting of same, and the overhauling and repair of personal equipments, machine-gun outfits, and horse equipment, *and targets and target equipment*, as the Secretary of War shall deem necessary for proper military training in said schools and colleges, **[\$2,607] \$8,900: Provided,** That no part of this appropriation shall be expended for the purchase of arms or other ordnance equipment (*acts June 3, 1916, vol. 39, p. 197; June 4, 1920, vol. 41, p. 780; June 7, 1924, vol. 43, p. 508; Apr. 15, 1926, vol. 44, p. 285*)

\$8, 900. 00

\$2, 607. 00

	Estimated expenditures, 1928 appropriation	Estimated expenditures, 1927 appropriation	Expended and obligated, 1926
Supplies and materials:			
0270 Ammunition.....	\$5, 700		
0280 Sundry supplies (cleaning materials and target practice).....	1, 200	\$1, 107	\$1, 100
02 Total supplies and materials.....	6, 900	1, 107	1, 100
07 Transportation of supplies and equipment.....	1, 200	700	700
13 Packing and crating.....	700	700	700
30 Equipment (small arms, accessories, and spare parts).....	100	100	100
Total.....	8, 900	2, 607	2, 600

*Estimates of appropriations required for the service of the fiscal year ending June 30, 1928—Continued*

General object (title of appropriation), date of acts, references to Statutes at Large, or to Revised Statutes, and estimated amount required for each detailed object	Total amount to be appropriated under each head of appropriation	Amount appropriated for the fiscal year ending June 30, 1927																																																																																				
<p><b>Citizens' Military Training Camps—</b> For furnishing, at the expense of the United States, to warrant officers, enlisted men, and civilians attending training camps maintained under the provisions of section 47d of the national defense act of June 3, 1916, as amended by the act of June 4, 1920, uniforms, including altering, fitting, washing, and cleaning when necessary, subsistence, and transportation, or in lieu of such transportation and of subsistence for travel to and from camps travel allowances at 5 cents per mile, as prescribed in said section 47d; for such expenditures as are authorized by said section 47d as may be necessary for the establishment and maintenance of said camps, including recruiting and advertising therefor, and the cost of maintenance, repair, and operation of passenger-carrying vehicles; <i>for reimbursement for the use, including upkeep and depreciation costs, of supplies, equipment, and matériel furnished in accordance with law from stocks under the control of the War Department</i>; for gymnasium and athletic supplies (not exceeding \$15,000); for mileage, reimbursement of traveling expenses, or allowance in lieu thereof as authorized by law, for officers of the Regular Army and Organized Reserves, traveling on duty in connection with citizens' military training camps; for purchase of training manuals, including Government publications; for medical and hospital treatment, subsistence until furnished transportation, and transportation when fit for travel to their homes of members of the citizens' military training camps injured in line of duty while attending camps of instruction under the provisions of section 47a and section 47d of the national defense act approved June 3, 1916, as amended, and for the cost of preparation and transportation to their homes and burial expenses of the remains of civilians who die while attending camps of instruction, as provided in section 4 of the act approved June 3, 1924; in all, <b>[\$2,807,471]</b> <b>\$2,418,830</b>, to remain available until December 31, <b>[1927]</b> <b>1928: Provided</b>, That the funds herein appropriated shall not be used for the training of any person in the first year, or lowest course, who shall have reached his twenty-fourth birthday before the date of enrollment: <i>Provided further</i>, That none of the funds appropriated elsewhere in this act except for printing and binding shall be used for expenses in connection with citizens' military training camps: <i>Provided further</i>, That uniforms and other equipment or matériel furnished in accordance with law for use at citizens' military training camps shall be furnished from surplus or reserve stocks of the War Department without payment from this appropriation, except for actual expense incurred in the manufacture or issue: <i>Provided further</i>, That in no case shall the amount paid from this appropriation for uniforms, equipment, or matériel furnished in accordance with law for use at citizens' military training camps from stocks under control of the War Department be in excess of the price current at the time the issue is made. Under the authorizations contained in this act no issues of reserve supplies or equipment shall be made where such issues would impair the reserves held by the War Department for two field armies or one million men (<i>acts June 4, 1920, vol. 41, p. 779; June 3, 1924, vol. 43, p. 363; Apr. 15, 1926, vol. 44, p. 285</i>)</p>	<b>\$2,418,830.00</b>	<b>\$2,807,471.00</b>																																																																																				
<table><tr><th></th><th>Estimated expenditures, 1928 appropriation</th><th>Estimated expenditures, 1927 appropriation</th><th>Expended and obligated, 1926</th></tr><tr><td>01 Salaries and wages.....</td><td>\$148,938.00</td><td>\$180,000.00</td><td>\$189,782.30</td></tr><tr><td>Supplies and materials:</td><td></td><td></td><td></td></tr><tr><td>0200 Stationery and office supplies.....</td><td>21,100.00</td><td>22,700.00</td><td>21,494.52</td></tr><tr><td>0210 Medical and hospital supplies.....</td><td>10,450.00</td><td>12,000.00</td><td>11,708.14</td></tr><tr><td>0220 Scientific and educational supplies.....</td><td>1,000.00</td><td>1,000.00</td><td>1,709.58</td></tr><tr><td>0230 Fuel.....</td><td>56,082.00</td><td>55,000.00</td><td>57,859.45</td></tr><tr><td>0240 Clothing.....</td><td>242,105.00</td><td>258,238.00</td><td>246,307.29</td></tr><tr><td>0270 Ammunition.....</td><td>117,689.00</td><td>86,114.00</td><td>74,119.00</td></tr><tr><td>0280 Sundry supplies (incandescent lamps, badges, recreational supplies, etc.).....</td><td>56,316.00</td><td>54,500.00</td><td>54,214.29</td></tr><tr><td>02 Total supplies and materials.....</td><td>504,722.00</td><td>489,553.00</td><td>469,412.36</td></tr><tr><td>Subsistence and support of persons (service):</td><td></td><td></td><td></td></tr><tr><td>0300 Subsistence, citizens' military training camps candidates in camp.....</td><td>558,000.00</td><td>714,000.00</td><td>711,526.87</td></tr><tr><td>0340 Subsistence, commutation of.....</td><td>4,860.00</td><td></td><td>6,278.71</td></tr><tr><td>03 Total subsistence and support of persons.....</td><td>562,860.00</td><td>714,000.00</td><td>717,805.58</td></tr><tr><td>04 Care of vehicles, service.....</td><td>900.00</td><td>500.00</td><td>303.75</td></tr><tr><td>Communication service:</td><td></td><td></td><td></td></tr><tr><td>0500 Telegrams.....</td><td>4,500.00</td><td>4,500.00</td><td>4,471.83</td></tr><tr><td>0510 Telephone service.....</td><td>1,000.00</td><td>1,000.00</td><td>1,063.71</td></tr><tr><td>0520 Postage.....</td><td>500.00</td><td>500.00</td><td>500.25</td></tr><tr><td>05 Total communication service.....</td><td>6,000.00</td><td>6,000.00</td><td>6,035.79</td></tr></table>		Estimated expenditures, 1928 appropriation	Estimated expenditures, 1927 appropriation	Expended and obligated, 1926	01 Salaries and wages.....	\$148,938.00	\$180,000.00	\$189,782.30	Supplies and materials:				0200 Stationery and office supplies.....	21,100.00	22,700.00	21,494.52	0210 Medical and hospital supplies.....	10,450.00	12,000.00	11,708.14	0220 Scientific and educational supplies.....	1,000.00	1,000.00	1,709.58	0230 Fuel.....	56,082.00	55,000.00	57,859.45	0240 Clothing.....	242,105.00	258,238.00	246,307.29	0270 Ammunition.....	117,689.00	86,114.00	74,119.00	0280 Sundry supplies (incandescent lamps, badges, recreational supplies, etc.).....	56,316.00	54,500.00	54,214.29	02 Total supplies and materials.....	504,722.00	489,553.00	469,412.36	Subsistence and support of persons (service):				0300 Subsistence, citizens' military training camps candidates in camp.....	558,000.00	714,000.00	711,526.87	0340 Subsistence, commutation of.....	4,860.00		6,278.71	03 Total subsistence and support of persons.....	562,860.00	714,000.00	717,805.58	04 Care of vehicles, service.....	900.00	500.00	303.75	Communication service:				0500 Telegrams.....	4,500.00	4,500.00	4,471.83	0510 Telephone service.....	1,000.00	1,000.00	1,063.71	0520 Postage.....	500.00	500.00	500.25	05 Total communication service.....	6,000.00	6,000.00	6,035.79		
	Estimated expenditures, 1928 appropriation	Estimated expenditures, 1927 appropriation	Expended and obligated, 1926																																																																																			
01 Salaries and wages.....	\$148,938.00	\$180,000.00	\$189,782.30																																																																																			
Supplies and materials:																																																																																						
0200 Stationery and office supplies.....	21,100.00	22,700.00	21,494.52																																																																																			
0210 Medical and hospital supplies.....	10,450.00	12,000.00	11,708.14																																																																																			
0220 Scientific and educational supplies.....	1,000.00	1,000.00	1,709.58																																																																																			
0230 Fuel.....	56,082.00	55,000.00	57,859.45																																																																																			
0240 Clothing.....	242,105.00	258,238.00	246,307.29																																																																																			
0270 Ammunition.....	117,689.00	86,114.00	74,119.00																																																																																			
0280 Sundry supplies (incandescent lamps, badges, recreational supplies, etc.).....	56,316.00	54,500.00	54,214.29																																																																																			
02 Total supplies and materials.....	504,722.00	489,553.00	469,412.36																																																																																			
Subsistence and support of persons (service):																																																																																						
0300 Subsistence, citizens' military training camps candidates in camp.....	558,000.00	714,000.00	711,526.87																																																																																			
0340 Subsistence, commutation of.....	4,860.00		6,278.71																																																																																			
03 Total subsistence and support of persons.....	562,860.00	714,000.00	717,805.58																																																																																			
04 Care of vehicles, service.....	900.00	500.00	303.75																																																																																			
Communication service:																																																																																						
0500 Telegrams.....	4,500.00	4,500.00	4,471.83																																																																																			
0510 Telephone service.....	1,000.00	1,000.00	1,063.71																																																																																			
0520 Postage.....	500.00	500.00	500.25																																																																																			
05 Total communication service.....	6,000.00	6,000.00	6,035.79																																																																																			



*Estimates of appropriations required for the service of the fiscal year ending June 30, 1928—Continued*

General object (title of appropriation), date of acts, references to Statutes at Large, or to Revised Statutes, and estimated amount required for each detailed object				Total amount to be appropriated under each head of appropriation	Amount appropriated for the fiscal year ending June 30, 1927
<i>Citizens' Military Training Camps—Continued.</i>					
	Estimated expenditures, 1928 appropriation	Estimated expenditures, 1927 appropriation	Expended and obligated, 1926		
Travel expenses:					
0600 Travel, citizens' military training camps candidates in lieu of transportation and subsistence.....	\$724,500.00	\$849,000.00	\$893,392.57		
0610 Street-car tickets.....	900.00	1,000.00	694.67		
0620 Mileage to officers.....	38,000.00	30,000.00	28,546.64		
0630 Travel per diem in lieu of subsistence.....	26,500.00	26,000.00	18,758.30		
0690 Tolls and ferriages.....	200.00	300.00	340.65		
06 Total travel expenses.....	790,100.00	906,300.00	941,732.83		
Transportation of supplies and equipment:					
0700 Freight.....	31,950.00	45,000.00	33,385.47		
0710 Express.....	3,000.00	3,500.00	3,403.47		
0720 Parcel post.....	1,900.00	2,000.00	2,270.08		
07 Total transportation of supplies and equipment.....	36,850.00	50,500.00	39,059.02		
Printing and binding, lithographing, engraving, etc.:					
0800 Printing and binding.....	15,495.00	17,000.00	17,206.63		
0810 Lithographing and engraving.....	4,000.00	4,500.00	3,200.20		
08 Total printing and binding, lithographing, engraving, etc.....	19,495.00	21,500.00	20,406.83		
09 Advertising.....	2,000.00	2,000.00	1,907.33		
Furnishing heat, light, power, water, and electricity:					
1010 Light.....	9,000.00	9,000.00	8,710.45		
1020 Power.....	11,000.00	11,000.00	10,618.52		
1040 Water.....	7,500.00	7,500.00	7,366.44		
10 Total furnishing heat, light, power, water, and electricity.....	27,500.00	27,500.00	26,695.41		
Rents:					
1100 Rental of offices.....	2,000.00	2,000.00	1,470.00		
1110 Rental of grounds.....	4,015.00	4,100.00	3,818.68		
11 Total rents.....	6,015.00	6,100.00	5,288.68		
Repairs and alterations:					
1200 Barracks, quarters, administration and office buildings, etc.....	65,500.00	60,485.00	71,656.85		
1210 Grounds, roads, walks, and drainage.....	10,000.00	10,000.00	9,069.51		
1220 Water and sewer systems.....	88,000.00	64,500.00	73,040.30		
1240 Bridges, piers, and wharves.....	1,000.00	500.00	1,400.38		
1260 Electric wiring and fixtures.....	3,500.00	3,500.00	3,755.09		
1280 Machinery and equipment.....	76,025.00	79,000.00	82,519.83		
12 Total repairs and alterations.....	244,025.00	217,985.00	241,471.96		
Special and miscellaneous current expenses:					
1373 Laundry work.....	66,000.00	74,000.00	77,134.15		
1376 Removal of garbage.....	250.00	250.00	248.00		
1377 Hospital care and treatment, including nursing.....	10,800.00	12,000.00	12,286.70		
1378 Packing and crating.....	14,715.00	16,250.00	17,580.25		
13 Total special and miscellaneous current expenses.....	91,765.00	102,500.00	107,249.10		
22 Burial expenses.....	300.00	1,000.00	313.14		
Equipment:					
3010 Office equipment.....	3,950.00	3,900.00	4,524.35		
3016 Bedding.....	48,763.00	4,500.00	5,666.22		
3021 Educational equipment.....	500.00	500.00	331.79		
3022 Scientific equipment.....	710.00	750.00	518.59		
3023 Recreational equipment.....	6,250.00	8,500.00	8,127.64		
3030 Ordnance and permanent target-range equipment.....	5,400.00	11,500.00	9,990.02		
3050 Sundry equipment (ranges, tentage, tools, etc.).....	18,787.00	20,000.00	22,822.42		
30 Total equipment.....	84,360.00	49,650.00	51,061.03		
32 Structures and parts and nonstructural improvements to lands (temporary camp constructions, flooring and framing tents, etc.).....	18,000.00	20,000.00	23,394.21		
Total.....	2,543,830.00	2,795,083.00	2,842,859.32		
Less amount to be carried over from fiscal year 1927.....	125,000.00				
Grand total.....	2,418,830.00	2,795,083.00	2,842,859.32		
Total, military training of citizens.....				\$5,327,730.00	\$6,721,571.00

*Estimates of appropriations required for the service of the fiscal year ending June 30, 1928—Continued*

General object (title of appropriation), date of acts, references to Statutes at Large, or to Revised Statutes, and estimated amount required for each detailed object	Total amount to be appropriated under each head of appropriation	Amount appropriated for the fiscal year ending June 30, 1927
NATIONAL BOARD FOR PROMOTION OF RIFLE PRACTICE		
Quartermaster Supplies and Services for Rifle Ranges for Civilian Instruction— To establish and maintain indoor and outdoor rifle ranges for the use of all able-bodied males capable of bearing arms under reasonable regulations to be prescribed by the National Board for the Promotion of Rifle Practice and approved by the Secretary of War; for the employment of labor in connection with the establishment of outdoor and indoor rifle ranges, including labor in operating targets; for the employment of instructors; for clerical services, not exceeding \$20,000, in the District of Columbia; for badges and other insignia; for the transportation of employees, instructors, and civilians to engage in practice; for the purchase of materials, supplies, and services, and for expenses incidental to instruction of citizens of the United States in marksmanship, and their participation in national and international matches, to be expended under the direction of the Secretary of War, and to remain available until expended, <b>[\$40,700]</b> \$110,690: <i>Provided</i> , That out of this appropriation there may be expended not to exceed <b>[\$100]</b> \$80,000 for the payment of transportation, for supplying meals, or furnishing commutation of subsistence of civilian rifle teams authorized by the Secretary of War to participate in the national matches ( <i>act Apr. 15, 1926, vol. 44, p. 286</i> )		
	\$110,690.00	\$40,700.00

*Estimates of appropriations required for the service of the fiscal year ending June 30, 1928—Continued*

General object (title of appropriation), date of acts, references to Statutes at Large, or to Revised Statutes, and estimated amount required for each detailed object

Total amount to be appropriated under each head of appropriation

Amount appropriated for the fiscal year ending June 30, 1927

**Quartermaster Supplies and Services for Rifle Ranges for Civilian Instruction—Continued.**

	Estimated expenditures, 1928 appropriation	Estimated expenditures, 1927 appropriation	Expended and obligated, 1926
Repairs and alterations:			
1200 Barracks, quarters, and buildings.....	\$6,000		
1210 Target range grounds.....	500		
1220 Water and sewer system.....	2,040		
1260 Nonstructural (electrical).....	175		
1280 Electrical equipment.....	175		
1280 Incinerator equipment.....	50		
1280 Office supplies.....	\$100	\$100	\$100
1280 Plant equipment (pumping).....	300		
1280 Targets and accessories.....	650		
1280 Tools and implements.....	25		
1280 Typewriters.....	250	100	25
1280 Motor vehicles.....	600		
1280 War equipment.....		300	100
12 Total repairs and alterations.....	10,865	500	225
Special and miscellaneous current expenses:			
1373 Towel service (nonpersonal).....	60	75	75
1373 Laundry service (nonpersonal).....	250		
1380 Not listed specifically.....	250		
13 Total special and miscellaneous current expenses.....	560	75	75
Equipment:			
3010 Office.....	1,000	750	500
3053 Telephone material for phone system.....	245		
3059 Tools and implements (lawn).....	125		
3017 Typewriters.....	240	90	95
3010 Not listed specifically.....	60		
30 Total equipment.....	1,660	840	595
Reserve.....		3,000	
Total.....	110,690	40,700	90,320

**National Trophy and Medals for Rifle Contests—**

For the purpose of furnishing a national trophy and medals and other prizes to be provided and contested for annually, under such regulations as may be prescribed by the Secretary of War, said contest to be open to the Army, Navy, Marine Corps, and the National Guard or Organized Militia of the several States, Territories, and of the District of Columbia, members of rifle clubs, and civilians, and for the cost of the trophy, prizes, and medals herein provided for, and for the promotion of rifle practice throughout the United States, including the reimbursement of necessary expense of members of the National Board for the Promotion of Rifle Practice, to be expended for the purposes hereinbefore prescribed, under the direction of the Secretary of War (*act Apr. 15, 1926, vol. 44, p. 286*).....

\$7,500.00

\$7,000.00

	Estimated expenditures, 1928 appropriation	Estimated expenditures, 1927 appropriation	Expended and obligated, 1926
Supplies and materials:			
0222 Books, pamphlets, journals, etc.....	\$1,250	\$750	\$1,500
0284 Badges, trophies, prizes, medals, etc.....	5,000	5,000	4,750
02 Total supplies and materials.....	6,250	5,750	6,250
06 Travel expenses (members National Board for Promotion of Rifle Practice).....	1,250	1,250	1,250
Total.....	7,500	7,000	7,500

*Estimates of appropriations required for the service of the fiscal year ending June 30, 1928—Continued*

General object (title of appropriation), date of acts, references to Statutes at Large, or to Revised Statutes, and estimated amount required for each detailed object				Total amount to be appropriated under each head of appropriation	Amount appropriated for the fiscal year ending June 30, 1927
<b>Ordnance Equipment for Rifle Ranges for Civilian Instruction—</b> For arms, ammunition, targets, and other accessories for target practice, for issue and sale in accordance with rules and regulations prescribed by the National Board for the Promotion of Rifle Practice and approved by the Secretary of War, in connection with the encouragement of rifle practice, in pursuance of the provisions of law ( <i>act Apr. 15, 1926, vol. 44, p. 286</i> )				\$141, 650. 00	\$9, 000. 00
	Estimated expenditures, 1928 appropriation	Estimated expenditures, 1927 appropriation	Expended and obligated, 1926		
02 Supplies and materials (ammunition for target practice)	\$79, 650				
07 Transportation of things	1, 000				
12 Repairs and alterations	52, 500				
13 Special and miscellaneous current expenses	1, 000				
30 Equipment (arms, targets, and accessories)	7, 500	\$9, 000	\$10, 000		
Total	141, 650	9, 000	10, 000		
No part of the appropriations made in this act shall be available for the salary or pay of any officer, manager, superintendent, foreman, or other person having charge of the work of any employee of the United States Government while making or causing to be made with a stop watch, or other time-measuring device, a time study of any job of any such employee between the starting and completion thereof, or of the movements of any such employee while engaged upon such work; nor shall any part of the appropriations made in this act be available to pay any premiums or bonus or cash reward to any employee in addition to his regular wages, except for suggestions resulting in improvements or economy in the operation of any Government plant. Equipment or material purchased outside of the United States from funds appropriated in this act shall be admitted free of duty.					
Total under National Board for Promotion of Rifle Practice				259, 840. 00	56, 700. 00
Total, military activities other than Regular Army				38, 054, 480. 00	41, 246, 514. 00
Total, Military Establishment and departmental				281, 616, 286. 00	269, 339, 246. 16
NONMILITARY ACTIVITIES					
FINANCE DEPARTMENT					
<b>Annuity to Jennie Carroll—</b>					
For amount required to make monthly payments to Jennie Carroll, widow of James Carroll, late major, United States Army ( <i>acts May 23, 1908, vol. 35, p. 499; Apr. 15, 1926, vol. 44, p. 287</i> )				1, 500. 00	1, 500. 00
21 Annuity: Expenditures—1928, \$1,500; 1927, \$1,500; 1926, \$1,500.					
<b>Annuity to Mabel H. Lazear—</b>					
For amount required to make monthly payments to Mabel H. Lazear, widow of Jesse W. Lazear, late acting assistant surgeon, United States Army ( <i>acts May 23, 1908, vol. 35, p. 499; Apr. 15, 1926, vol. 44, p. 287</i> )				1, 500. 00	1, 500. 00
21 Annuity: Expenditures—1928, \$1,500; 1927, \$1,500; 1926, \$1,500.					
<b>Annuity to John R. Kissinger—</b>					
For amount required to make monthly payments to John R. Kissinger, late of Company D, One hundred and fifty-seventh Indiana Volunteer Infantry, also late of the Hospital Corps, United States Army ( <i>acts Feb. 5, 1911, vol. 36, p. 1300; Apr. 15, 1926, vol. 44, p. 287</i> )				1, 200. 00	1, 200. 00
21 Annuity: Expenditures—1928, \$1,200; 1927, \$1,200; 1926, \$1,200.					
<b>Annuity to Clyde L. West—</b>					
For amount required to make monthly payments to Clyde L. West, late of Company B, Eighth Infantry, and Hospital Corps, United States Army ( <i>act July 3, 1926</i> ) ( <i>submitted</i> )				1, 200. 00	
21 Annuity: Expenditure—1928, \$1,200.					
Total under Finance Department				5, 400. 00	4, 200. 00

## Estimates of appropriations required for the service of the fiscal year ending June 30, 1928—Continued

General object (title of appropriation), date of acts, references to Statutes at Large, or to Revised Statutes, and estimated amount required for each detailed object				Total amount to be appropriated under each head of appropriation	Amount appropriated for the fiscal year ending June 30, 1927
<b>QUARTERMASTER CORPS</b>					
<b>CEMETERIAL ACTIVITIES</b>					
<i>National Cemeteries—</i>					
For maintaining and improving national cemeteries, including fuel for superintendents; pay of superintendents, including the superintendent at Mexico City, laborers and other employees, purchase of tools and materials, and including care and maintenance of the Arlington Memorial Amphitheater and Chapel and grounds in the Arlington National Cemetery, Virginia, and permanent American military cemeteries abroad ( <i>R. S., p. 943; act Apr. 15, 1926, vol. 44, p. 287</i> )				\$539, 132. 00	\$483, 160. 00
	Estimated expenditures, 1928 appropriation	Estimated expenditures, 1927 appropriation	Expended and obligated, 1926		
Field service:					
Salaries and wages—					
Salary range, \$2,700 to \$3,300; average, \$3,000—					
Civil engineer.....	Average— No. 1 Salary \$3,000	Average— No. 1 Salary \$3,000	Average— No. 1 Salary \$3,000		
Salary range, \$1,860 to \$2,400; average, \$2,100—					
Clerks.....	2 2,400	2 2,400	2 2,400		
Landscape gardener.....	1 2,400	1 2,400	1 2,400		
Inspectors and clerks.....	2 1,860	2 1,860	2 1,860		
Salary range, \$1,680 to \$2,040; average, \$1,860—					
Clerks.....	1 1,800	1 1,800	2 1,800		
Superintendent, first class (Mexico City) cemetery.....	1 1,920	1 1,920	1 1,920		
Salary range, \$1,500 to \$1,860; average, \$1,680—					
Superintendent, first class, cemetery (Arlington).....	1 1,860	1 1,860	1 1,860		
Clerks.....	2 1,590	2 1,590	2 1,590		
Caretakers, cemeteries in Europe.....	6 1,680	6 1,680	6 1,680		
Salary range, \$1,320 to \$1,680; average, \$1,500—					
Skilled laborers.....	4 1,440	4 1,440	4 1,440		
Clerks.....	2 1,410	2 1,410	2 1,410		
Foreman.....	1 1,344	1 1,344	1 1,344		
Salary range, \$1,140 to \$1,500; average, \$1,320—					
Clerk.....	1 1,320	1 1,320	1 1,320		
Skilled laborers.....	5 1,225	5 1,225	5 1,225		
Caretakers and assistants, cemeteries in Europe.....	4 1,320	4 1,320	4 1,320		
Superintendents of national cemeteries (class 1).....	29 1,260	29 1,260	29 1,260		
Superintendents of national cemeteries (class 2).....	19 1,200	19 1,200	19 1,200		
Superintendents of national cemeteries (class 3).....	4 1,140	4 1,140	4 1,140		
Inspector.....	1 1,140	1 1,140	1 1,140		
Laborers.....	5 1,140	5 1,140	5 1,140		
Salary range, \$1,020 to \$1,260; average, \$1,140—					
Superintendents of national cemeteries (class 4).....	22 1,080	22 1,080	22 1,080		
Laborers.....	14 1,080	14 1,080	14 1,080		
Salary range, \$900 to \$1,140; average, \$1,020—					
Laborers (temporary).....	133 1,020	133 1,020	133 1,020		
Laborers.....	7 960	7 960	7 960		
Salary range, \$600 to \$780; average, \$690—					
Laborer.....	1 720	1 720	1 720		
Laborers (temporary).....	37 690	37 690	37 690		
Total average number of employees.....	306 1/2	306 1/2	307 1/2		
Total salaries and wages, field service.....	330,750	330,750	334,225		
Deduct allowances for quarters.....	11,200	11,200	11,200		
01 Total personal services, cash payment.....	319,550	319,550	323,025		
Supplies and materials:					
0200 Stationery and office supplies.....	409	678	572		
0230 Fuel.....	14,999	16,448	16,623		
0230 Gas and oil for incinerators and plants (Europe).....	3,910				
0250 Forage.....	9,375	9,414	9,295		
0250 Shoeing animals.....	921	1,066	1,056		
0280 Flags and halyards.....	1,776	1,506	1,013		
0280 Lawn tools, implements, hose, etc., purchase of.....	3,312	5,092	1,884		
0280 Materials (nonstructural), purchase of.....	2,065	2,085	2,064		
0280 Motor oils, fuel, and like products (Europe).....	3,500				
02 Total supplies and materials.....	40,287	36,369	32,627		
Communication service:					
0600 Telegrams and cablegrams.....	305	552	562		
0601 Telephone service.....	1,000	1,000	600		
06 Total communication service.....	1,305	1,552	1,162		
Travel expenses:					
0600 Superintendents, transportation of.....	600	900	1,276		
0600 Inspectors, transportation of.....	100	1,000	1,070		
0630 Superintendents, per diem allowance while on travel status.....	100	100	100		
0630 Inspectors, per diem allowance while on travel status.....	124	100	100		
06 Total travel expenses.....	924	2,100	2,546		
Transportation of things (service):					
0700 Superintendents' effects, transportation of.....	300	400	400		
0700 Supplies, transportation of.....	804	951	557		
07 Total transportation of things (service).....	1,104	1,351	957		
08 Furnishing of light (service).....	820	820	1,045		
11 Rent (Europe).....	2,400	555	100		

## Estimates of appropriations required for the service of the fiscal year ending June 30, 1928—Continued

General object (title of appropriation), date of acts, references to Statutes at Large, or to Revised Statutes, and estimated amount required for each detailed object	Total amount to be appropriated under each head of appropriation	Amount appropriated for the fiscal year ending June 30, 1927
--	--	--

## National Cemeteries—Continued.

	Estimated expenditures, 1928 appropriation	Estimated expenditures, 1927 appropriation	Expended and obligated, 1926
Repairs and alterations:			
1200 Buildings, repair of.....	\$11,449	\$31,990	\$19,236
1210 Drives, walks, and drains, repair of.....	28,633	22,847	27,718
1220 Water and sewer systems, repair of.....	2,692	5,000	3,655
1250 Walls, fences, gates, etc., repair of.....	2,272	7,987	3,056
1250 Flagstaffs, monuments, tablets, etc., repair of.....	1,453	2,067	1,777
1280 Equipment, repair of.....	2,641	7,307	1,368
1280 Vehicles, motor-driven, passenger-carrying, repair of.....	1,000		
1280 Vehicles, motor-driven (excluding passenger-carrying), repair of.....	1,000		
12 Total repairs and alterations.....	49,140	77,198	56,810
Special and miscellaneous current expenses:			
1310 License fees (Europe).....	700		
1360 Water rent.....	2,216	1,817	2,215
13 Total special and miscellaneous current expenses.....	2,916	1,817	2,215
Equipment:			
3051 Equipment, installation of.....	16,508	5,240	12,075
3059 Equipment not otherwise specified, procurement of.....	2,826		
3059 Flagstaffs, procurement and installation of.....	5,740		
30 Total equipment.....	25,074	5,240	12,075
Structures and parts and nonstructural improvements to land:			
3211 Building, construction of.....	78,890		16,486
3212 Drives, walks, and drains, construction of.....	4,751		
3213 Water and sewer systems, construction of.....		2,500	12,521
3217 Fences, walls, etc., construction of.....		30,633	700
3220 Nonstructural improvements to land.....	11,962		19,937
32 Total structures and parts, etc.....	95,603	33,133	49,644
Reserve.....		3,466	
Total.....	539,132	483,160	482,200

## Repairing Roads to National Cemeteries—

For repairs to roadways to national cemeteries which have been constructed by special authority of Congress, \$15,000: *Provided*, That no railroad shall be permitted upon the right of way which may have been acquired by the United States to a national cemetery, or to encroach upon any roads or walks constructed thereon and maintained by the United States: *Provided further*, That no part of this sum shall be used for repairing any roadway not owned by the United States within the corporate limits of any city, town, or village (*act Apr. 15, 1926, vol. 44, p. 287*).

No part of any appropriation for national cemeteries or the repair of roadways thereto shall be expended in the maintenance of more than a single approach to any national cemetery (*same act*).

\$15,000.00

\$15,000.00

	Estimated expenditures, 1928 appropriation.	Estimated expenditures, 1927 appropriation.	Expended and obligated, 1926
Repairs and maintenance of approach roads to—			
Antietam (Md.) National Cemetery.....	\$640	\$1,500	\$448
Balls Bluff (Va.) National Cemetery.....	750	250	795
Barrancas (Fla.) National Cemetery.....	3,932	5,683	2,380
Chalmette (La.) National Cemetery.....	150	145	
Chattanooga (Tenn.) National Cemetery.....			1,639
Corinth (Miss.) National Cemetery.....	100	100	285
Culpeper (Va.) National Cemetery.....	2,000	500	1,457
Florence (S. C.) National Cemetery.....	1,500	1,500	
Fort Donelson (Tenn.) National Cemetery.....	2,415	3,400	2,257
Natchez (Miss.) National Cemetery.....	923	382	536
New Bern (N. C.) National Cemetery.....	200	100	20
Fort Hudson (La.) National Cemetery.....	200	440	190
Salisbury (N. C.) National Cemetery.....	600	500	2,700
Springfield (Mo.) National Cemetery.....	1,500	500	540
Vicksburg (Miss.) National Cemetery.....			1,350
12 Total.....	15,000	15,000	14,977

*Estimates of appropriations required for the service of the fiscal year ending June 30, 1928—Continued*

General object (title of appropriation), date of acts, references to Statutes at Large, or to Revised Statutes, and estimated amount required for each detailed object				Total amount to be appropriated under each head of appropriation	Amount appropriated for the fiscal year ending June 30, 1927
<b>Headstones for Graves of Soldiers—</b> For continuing the work of furnishing headstones of durable stone or other durable material for unmarked graves of Union and Confederate soldiers, sailors, and marines, and soldiers, sailors, and marines of all other wars in national, post, city, town, and village cemeteries, naval cemeteries at navy yards and stations of the United States, and other burial places, under the acts of March 3, 1873, February 3, 1879, and March 9, 1906; continuing the work of furnishing headstones for unmarked graves of civilians interred in post cemeteries under the acts of April 28, 1904, and June 30, 1906; and furnishing headstones for the unmarked graves of Confederate soldiers, sailors, and marines in national cemeteries ( <i>R. S., p. 944; act Apr. 15, 1926, vol. 44, p. 287</i> )				\$140,000.00	\$170,000.00
	Estimated expenditures, 1928 appropriation	Estimated expenditures, 1927 appropriation	Expended and obligated, 1926		
Field service:					
Salaries and wages—	<i>Average—</i>	<i>Average—</i>	<i>Average—</i>		
Salary range, \$1,680 to \$2,040; average, \$1,860—	No. 1	No. 1	No. 1		
Headstone inspector	1	1	1		
Salary range, \$1,320 to \$1,680; average, \$1,500—					
Headstone clerk	1	1	1		
Total average number of employees	2	2	2		
01 Total salaries and wages, field service	3,360	3,360	3,360		
02 Headstones, procurement of	108,634	134,169	63,538		
06 Travel expenses	100	100	61		
07 Transportation of headstones	27,550	31,825	16,950		
13 Special and miscellaneous current expenses	356	546	1,091		
Total	140,000	170,000	85,000		
<b>Antietam Battle Field, Preservation—</b> For repair and preservation of monuments, tablets, observation tower, roads, and fences, and so forth, made and constructed by the United States upon public lands within the limits of the Antietam battle field, near Sharpsburg, Maryland, and for pay of superintendent, said superintendent to perform his duties under the direction of the Quartermaster Corps and to be selected and appointed by the Secretary of War, at his discretion, the person selected for this position to have been either a commissioned officer or enlisted man who has been honorably mustered out or discharged from the military service of the United States and who may have been disabled for active field service in line of duty ( <i>act Apr. 15, 1926, vol. 44, p. 288</i> )				6,500.00	6,500.00
	Estimated expenditures, 1928 appropriation	Estimated expenditures, 1927 appropriation	Expended and obligated, 1926		
Field service:					
Salaries and wages—	<i>Average—</i>	<i>Average—</i>	<i>Average—</i>		
Salary range, \$1,680 to \$2,040; average, \$1,860—	No. 1	No. 1	No. 1		
Superintendent in charge	1	1	1		
Salary range, \$600 to \$1,140; average, \$1,020—					
Laborers (temporary)	3	3	3		
Total average number of employees	4	4	4		
01 Total salaries and wages, field service	4,782	4,782	4,782		
Supplies and materials:					
0230 Fuel	100	100	100		
0290 Materials	1,225	1,225	1,225		
02 Total supplies and materials	1,325	1,325	1,325		
Travel expenses:					
0615 Transportation	50	50	50		
0616 Subsistence	50	50	50		
06 Total travel expenses	100	100	100		
12 Repairs and alterations	293	293	293		
Total	* 6,500	6,500	6,500		

*Estimates of appropriations required for the service of the fiscal year ending June 30, 1928—Continued*

General object (title of appropriation), date of acts, references to Statutes at Large, or to Revised Statutes, and estimated amount required for each detailed object				Total amount to be appropriated under each head of appropriation	Amount appropriated for the fiscal year ending June 30, 1927
<b>Disposition of Remains of Officers, Soldiers, and Civil Employees—</b> Disposition of remains of officers, soldiers, and civilian employees: For interment, cremation (only upon request from relatives of the deceased), or of preparation and transportation to their homes or to such national cemeteries as may be designated by proper authority, in the discretion of the Secretary of War, of the remains of officers, cadets, United States Military Academy, acting assistant surgeons, members of the Army Nurse Corps, and enlisted men in active service, and accepted applicants for enlistment; for interment or preparation and transportation to their homes of the remains of civilian employees of the Army in the employ of the War Department who die abroad, in Alaska, in the Canal Zone, or on Army transports, or who die while on duty in the field; for interment of military prisoners who die at military posts; for the interment and shipment to their homes of remains of enlisted men who are discharged in hospitals in the United States and continue as inmates of said hospitals to the date of their death; for interment of prisoners of war and interned alien enemies who die at prison camps in the United States; for removal of remains from abandoned posts to permanent military posts or national cemeteries, including the remains of Federal soldiers, sailors, or marines interred in fields, abandoned graves, or abandoned private and city cemeteries; and in any case where the expenses of burial or shipment of the remains of officers or enlisted men of the Army who die on the active list are borne by individuals, where such expenses would have been lawful claims against the Government, reimbursement to such individuals may be made of the amount allowed by the Government for such services out of this sum, but no reimbursement shall be made of such expenses incurred prior to July 1, 1910; for expenses of the segregation of bodies in permanent American cemeteries in Great Britain and France, \$100,000: <i>Provided</i> , That the above provisions shall be applicable in the cases of officers and enlisted men on the retired list of the Army who have died or may hereafter die while on active duty by proper assignment (act Apr. 15, 1926, vol. 44, p. 288) -----				\$100,000.00	\$100,000.00
	Estimated expenditures, 1928 appropriation	Estimated expenditures, 1927 appropriation	Expended and obligated, 1926		
Field service:					
Salaries and wages—	<i>Average—</i>	<i>Average—</i>	<i>Average—</i>		
Salary range, \$2,400 to \$3,000; average, \$2,700—	No. Salary	No. Salary	No. Salary		
Superintendent of morgue.....	1 \$2,490	1 \$2,490	1 \$2,490		
Salary range, \$1,680 to \$2,040; average, \$1,860—					
Undertaker.....	1 1,840	1 1,840	1 1,840		
Embalmer.....	1 1,800	1 1,800	1 1,800		
Salary range, \$780 to \$1,020; average, \$900—					
Morgue clerk.....	1 780	1 780	1 780		
Salary range, \$420 to \$600; average, \$510—					
Assistant embalmer.....	1 540	1 540	1 540		
Laborers (temporary).....	6 460	6 460	6 460		
Total average number of employees.....	11	11	10		
01 Total salaries and wages, field service.....	10,210	10,210	8,410		
Supplies and materials:					
0282 Embalming supplies, caskets, coffins, etc., Philippine Islands.....	1,500	2,000	1,000		
0282 Embalming supplies, caskets, coffins, etc., United States.....	1,000	1,214	1,000		
02 Total supplies and materials.....	2,500	3,214	2,000		
05 Communication service, telegrams, cablegrams, etc.....	150	100	100		
Travel expenses:					
0600 Transportation of escorts of remains, including lodging when necessary.....	14,000	14,000	10,561		
0600 Transportation of civilian employees.....	150	50	50		
0630 Per diem in lieu of subsistence.....	50	40	40		
06 Total travel expenses.....	14,200	14,090	10,651		
Transportation of things (service):					
0700 Transportation of supplies.....	500	232	150		
0770 Transportation of remains.....	28,164	28,164	28,125		
07 Total transportation of things (service).....	28,664	28,396	28,275		
Special and miscellaneous current expenses:					
1380 Removal of remains from abandoned posts to permanent military post or national cemeteries, including the remains of Federal soldiers, sailors, or marines interred in fields or abandoned private and city cemeteries.....	15,000	15,000	12,453		
1380 Reimbursement of expenses of burial or shipment of remains of officers and enlisted men of the Army who die while on the active list, including civil employees of the Army who die abroad, in Alaska, in the Canal Zone, or Army transports, or who die while on duty in the field or at military posts in the United States.....	100	100	100		



*Estimates of appropriations required for the service of the fiscal year ending June 30, 1928—Continued*

General object (title of appropriation), date of acts, references to Statutes at Large, or to Revised Statutes, and estimated amount required for each detailed object

Total amount to be appropriated under each head of appropriation

Amount appropriated for the fiscal year ending June 30, 1927

*Disposition of Remains of Officers, Soldiers, and Civil Employees—Continued.*

	Estimated expenditures, 1928 appropriation	Estimated expenditures, 1927 appropriation	Expended and obligated, 1926
Special and miscellaneous current expenses—Continued.			
1380 Preparation, under contract, with undertakers, of remains in the various corps areas in the United States for shipment home or interment in a post or national cemetery.	\$28,876	\$28,660	\$27,711
1380 Care of graves of officers and enlisted men.	70	70	70
13 Total special and miscellaneous current expenses.	44,046	43,830	40,334
31 Purchase of grave sites for officers and enlisted men.	230	160	230
Total.	100,000	100,000	90,000

*Confederate Mound, Oakwood Cemetery, Chicago, Ill.—*

Confederate Mound, Oakwood Cemetery, Chicago, Illinois: For care, protection, and maintenance of the plat of ground known as "Confederate Mound" in Oakwood Cemetery, Chicago, Illinois (*act Apr. 15, 1926, vol. 44, p. 288*)

\$500.00

\$500.00

32 Care, protection, and maintenance: Expenditures—1928, \$500; 1927, \$500; 1926, \$500.

*Confederate Stockade Cemetery, Johnstons Island, Sandusky Bay, Ohio—*

For care, protection, and maintenance of Confederate Stockade Cemetery, Johnstons Island, in Sandusky Bay, Ohio (*act Apr. 15, 1926, vol. 44, p. 288*)

350.00

350.00

	Estimated expenditures, 1928 appropriation	Estimated expenditures, 1927 appropriation	Expended and obligated, 1926
Field service:			
Salaries and wages—			
Salary range, \$60 to \$240; average, \$150—			
Caretaker in charge.	<i>Average—</i> No. 1 Salary \$200	<i>Average—</i> No. 1 Salary \$200	<i>Average—</i> No. 1 Salary \$200
Total average number of employees.	1	1	1
01 Total salaries and wages, field service.	200	200	200
02 Tools, materials, and other miscellaneous expenses.	150	150	150
Total.	350	350	350

*Care, etc., of Confederate Burial Plats—*

Confederate burial plats: For care, protection, and maintenance of Confederate burial plats, owned by the United States, located and known by the following designations: Confederate Cemetery, North Alton, Illinois; Confederate Cemetery, Camp Chase, Columbus, Ohio; Confederate section, Greenlawn Cemetery, Indianapolis, Indiana; Confederate Cemetery, Point Lookout, Maryland; and Confederate Cemetery, Rock Island, Illinois (*act Apr. 15, 1926, vol. 44, p. 288*)

1,250.00

1,250.00

	Estimated expenditures, 1928 appropriation	Estimated expenditures, 1927 appropriation	Expended and obligated, 1926
Field service:			
Salaries and wages—			
Salary range, \$60 to \$240; average, \$150—			
Caretaker in charge.	<i>Average—</i> No. 2 Salary \$90	<i>Average—</i> No. 2 Salary \$90	<i>Average—</i> No. 2 Salary \$90
Total average number of employees.	2	2	2
01 Total salaries and wages, field service.	180	180	180
02 Maintenance, supplies and materials.	1,070	1,070	1,013
Total.	1,250	1,250	1,193

*Burial of Indigent Patients, Army and Navy Hospital, Hot Springs, Ark.—*

Burial of deceased indigent patients: For burying in the Little Rock (Arkansas) National Cemetery, including transportation thereto, indigent ex-soldiers, ex-sailors, or ex-marines of the United States service, either regular or volunteer, who have been honorably discharged or retired and who die while patients at the Army and Navy General Hospital, Hot Springs, Arkansas, to be disbursed at a cost not exceeding \$35 for such burial expenses in each case, exclusive of cost of grave (*act Apr. 15, 1926, vol. 44, p. 289*)

100.00

100.00

22 Burial expenses: Expenditures—1928, \$100; 1927, \$100

## Estimates of appropriations required for the service of the fiscal year ending June 30, 1928—Continued

General object (title of appropriation), date of acts, references to Statutes at Large, or to Revised Statutes, and estimated amount required for each detailed object				Total amount to be appropriated under each head of appropriation	Amount appropriated for the fiscal year ending June 30, 1927
<b>Monuments or Tablets in Cuba and China—</b> For repairs and preservation of monuments, tablets, roads, fences, and so forth, made and constructed by the United States in Cuba and China to mark the places where American soldiers fell ( <i>act Apr. 15, 1926, vol. 44, p. 289</i> )				\$1, 000. 00	\$1, 000. 00
	Estimated expenditures, 1928 appropriation	Estimated expenditures, 1927 appropriation	Expended and obligated, 1926		
Field service:					
Salaries and wages—	Average—	Average—	Average—		
Salary range, \$600 to \$780; average, \$690—	No. Salary	No. Salary	No. Salary		
Caretaker in charge.....	1 600	1 600	1 600		
Total average number of employees.....	1	1	1		
01 Total salaries and wages, field service.....	600	600	600		
02 Supplies, tools, etc.....	400	400	400		
Total.....	1, 000	1, 000	1, 000		
Appropriations for 1927 not asked for 1928:					
Memorial to Virginia Dare.....				\$2, 500. 00	
Memorial to Roger Williams.....				1, 500. 00	
Memorial for Revolutionary battle field, White Plains, New York.....				2, 000. 00	
Repairs, Arlington Memorial Amphitheater and Chapel.....				15, 000. 00	
Total, cemeterial activities.....				803, 832. 00	21, 000. 00
Total, cemeterial activities.....				803, 832. 00	798, 860. 00
<b>NATIONAL MILITARY PARKS</b>					
<b>Chickamauga and Chattanooga National Military Park—</b>					
For continuing the establishment of the park; compensation and expenses of the superintendent, maps, surveys, clerical and other assistance; maintenance, repair, and operation of one motor-propelled and one horse-drawn passenger-carrying vehicle; office and all other necessary expenses; foundations for State monuments; mowing; historical tablets, iron and bronze; iron gun carriages; roads and their maintenance [including not exceeding \$5,000 for posts and guard rails on highways; repair or removal of towers; purchase of small tracts of land heretofore authorized by law] ( <i>acts Aug. 19, 1890, vol. 26, p. 33; Apr. 15, 1926, vol. 44, p. 289</i> )					
Notwithstanding the restrictive provisions of the act of February 26, 1896 (Twenty-ninth Statutes, page 21), the Secretary of War is authorized in his discretion to permit without cost to the United States the erection of monuments or memorials to commemorate encampments of Spanish War organizations which were encamped in said park during the period of the Spanish-American War ( <i>same acts</i> ).					
	Estimated expenditures, 1928 appropriation	Estimated expenditures, 1927 appropriation	Expended and obligated, 1926	58, 012. 00	78, 265. 00
Field service:					
Salaries and wages—	Average—	Average—	Average—		
Salary range, \$3,000 to \$3,600; average, \$3,300—	No. Salary	No. Salary	No. Salary		
Superintendent in charge.....	1 3, 400	1 3, 400	1 3, 400		
Salary range, \$1,680 to \$2,040; average, \$1,860—					
Unmounted guardian.....	1 1, 980	1 1, 980	1 1, 980		
Assistant superintendent and bookkeeper.....	1 1, 860	1 1, 860	1 1, 860		
Guardian.....	1 1, 900	1 1, 800	1 1, 800		
Clerk.....	1 1, 800	1 1, 800	1 1, 800		
Salary range, \$1,320 to \$1,680; average, \$1,500—					
Guard.....	1 1, 560	1 1, 560	1 1, 560		
Salary range, \$1,020 to \$1,260; average, \$1,140—					
Labor foreman.....	1 1, 200	1 1, 200	1 1, 200		
Salary range, \$900 to \$1,140; average, \$1,020—					
Laborers (temporary).....	3 1, 020	3 1, 020	3 1, 020		
Total average number of employees.....	10	10	10		
Total salaries and wages, field service.....	16, 647	16, 647	16, 900		
Deduct allowances for quarters.....	1, 720	1, 720	1, 720		
Cash payment, salaries, and wages.....	14, 927	14, 927	15, 180		
01 Total personal services.....	14, 927	14, 927	15, 180		
Supplies and materials:					
0200 Stationery, printed forms, letterheads, and office supplies.....	35 70	70	76		
0250 Sundry supplies, procurement of.....	2, 465	2, 025	1, 650		
02 Total supplies and materials.....	2, 500	2, 095	1, 726		
04 Subsistence and care of animals, and care of vehicles.....	560	815	815		
05 Communication service.....	8	8	8		
06 Travel expenses, civilian employees.....	122	122	122		
07 Transportation of supplies.....	4, 315	5, 005	5, 000		

*Estimates of appropriations required for the service of the fiscal year ending June 30, 1928—Continued*

General object (title of appropriation), date of acts, references to Statutes at Large, or to Revised Statutes, and estimated amount required for each detailed object				Total amount to be appropriated under each head of appropriation	Amount appropriated for the fiscal year ending June 30, 1927
<b>Chickamauga and Chattanooga National Military Park—Continued.</b>					
	Estimated expenditures, 1928 appropriation	Estimated expenditures, 1927 appropriation	Expended and obligated, 1926		
Repairs and alterations:					
1200 Buildings, repair of.....	\$1,110	\$1,000	\$1,000		
1210 Roads, walks, and drainage, repair of.....	18,350	24,830	15,779		
1210 Grounds, maintenance of.....	3,210	12,800	10,800		
1220 Water and sewer systems, repair of.....	10	50	50		
1240 Bridges, repair of.....	2,400	1,100	3,100		
1250 Fences, trellises, and walls, repair of.....	150	11,300	300		
1250 Flagstaffs, gun monuments, etc., repair of.....	150	450	450		
1280 Equipment, repair of.....	300	1,960	2,085		
1280 Motor-driven vehicles (except passenger-carrying) repair of.....	290				
1280 Animal-drawn vehicles, repair of.....	25				
1280 Motor-driven and horse-drawn passenger-carrying vehicles, repair of.....	100				
12 Total repairs and alterations.....	26,085	53,490	33,514		
13 Rental of vehicles and animals.....	6,365				
30 Equipment, procurement of.....	3,030	1,450	1,805		
32 Historical tablets, procurement and installation of.....	50	100	95		
32 Monuments and foundations, procurement and installation of.....	50				
Reserve.....		253			
Total.....	58,012	78,265	58,265		
<b>Gettysburg National Military Park—</b>					
For continuing the establishment of the park; acquisition of lands, surveys, and maps; constructing, improving, and maintaining avenues, roads, and bridges thereon; fences and gates; marking the lines of battle with tablets and guns, each tablet bearing a brief legend giving historic facts and compiled without censure and without praise; preserving the features of the battle field and the monuments thereon; compensation of superintendent, clerical and other services, expenses, and labor; purchase and preparation of tablets and gun carriages and placing them in position; maintenance, repair, and operation of a motor-propelled passenger-carrying vehicle, and all other expenses incident to the foregoing ( <i>acts Feb. 11, 1895, vol. 28, p. 651; Apr. 15, 1926, vol. 44, p. 289</i> ).....				\$53,026.00	\$53,600.00
	Estimated expenditures, 1928 appropriation	Estimated expenditures, 1927 appropriation	Expended and obligated, 1926		
Field service:					
Salaries and wages—	Average—	Average—	Average—		
Salary range, \$3,000 to \$3,600; average, \$3,300—	No. Salary	No. Salary	No. Salary		
Superintendent in charge.....	1 \$3,600	1 \$3,600	1 \$3,000		
Salary range, \$1,680 to \$2,040; average, \$1,860—					
Assistant superintendent.....	1 1,860	1 1,860	1 1,860		
Salary range, \$1,320 to \$1,680; average, \$1,500—					
Forester.....	1 1,500	1 1,500			
Salary range, \$1,020 to \$1,260; average, \$1,140—					
Forester.....			1 1,260		
Clerk.....	1 1,260	1 1,260	1 1,140		
Artisans.....	9 1,095	9 1,095			
Laborers (temporary).....	8 1,095	8 1,095	18 1,080		
Guards and hostlers.....	6 1,080	6 1,080	6 1,080		
Laborer.....			1 1,080		
Salary range, \$780 to \$1,020; average, \$900—					
Messenger.....	1 900	1 900	1 900		
Rodman.....			1 900		
01 Total average number of employees.....	28	28	31 1/4		
Total salaries and wages, field service.....	35,826	35,826	36,400		
Supplies and materials:					
0200 Stationery and office supplies.....	100	100	25		
0280 Supplies, procurement of.....	2,755	2,755	2,398		
02 Total supplies and materials.....	2,855	2,855	2,424		
04 Subsistence and care of animals and care of vehicles.....	100	100	114		
Repairs and alterations:					
1210 Roads, walks, and drainage, repair of.....	11,670	11,670	10,976		
1220 Water and sewer systems, repair of.....	50	50	50		
1240 Bridges, repair of.....	400	400	465		
1250 Fences, trellises, and walls, repair of.....	125	125	390		
1250 Flagstaffs, monuments, tablets, etc., repair of.....	350	350	525		
1280 Equipment, repair of.....	1,500	1,500	2,034		
12 Total repairs and alterations.....	14,095	14,095	14,449		
32 Historical tablets, gun carriages, etc., procurement and installation.....	150	150	63		
Reserve.....		574			
Total.....	53,026	53,600	53,450		

## Estimates of appropriations required for the service of the fiscal year ending June 30, 1928—Continued

General object (title of appropriation), date of acts, references to Statutes at Large, or to Revised Statutes, and estimated amount required for each detailed object				Total amount to be appropriated under each head of appropriation	Amount appropriated for the fiscal year ending June 30, 1927
<b>Guilford Courthouse National Military Park—</b> For continuing the establishment of a national military park at the battle field of Guilford Courthouse, in accordance with the act entitled "An act to establish a national military park at the battle field of Guilford Courthouse," approved March 2, 1917 ( <i>acts Mar. 2, 1917, vol. 39, p. 996; Apr. 15, 1926, vol. 44, p. 289</i> )				\$9, 115. 00	\$9, 115. 00
	Estimated expenditures, 1928 appropriation	Estimated expenditures, 1927 appropriation	Expended and obligated, 1926		
Field service:					
Salaries and wages—	<i>Average—</i>	<i>Average—</i>	<i>Average—</i>		
Salary range, \$900 to \$1,140; average, \$1,020—	No. Salary	No. Salary	No. Salary		
Resident commissioner.....	1 \$1, 140	1 \$1, 140	1 \$1, 140		
Foreman of laborers.....	1 1, 200	1 1, 200	1 1, 200		
Clerk.....	1 900	1 900	1 900		
Salary range, \$600 to \$780; average, \$690—					
Laborers (temporary).....	2½ 690	2½ 690	2½ 690		
Salary range, \$60 to \$240; average, \$150—					
Nonresident commissioner.....	1 100	1 100	1 100		
Total average number of employees.....	6½	6½	6½		
Total salaries and wages, field service.....	5, 120	5, 120	5, 120		
Deduct allowances for quarters.....	120	120	120		
01 Total personal services, cash payment.....	5, 000	5, 000	5, 000		
Supplies and materials:					
0200 Stationery and office supplies.....	35	35	25		
0280 Supplies, procurement of.....	700	700	1, 000		
02 Total supplies and materials.....	735	735	1, 025		
04 Subsistence and care of animals and care of vehicles.....	300	300	200		
07 Transportation of supplies.....	5	5	5		
Repairs and alterations:					
1210 Roads, walks, and drainage, repair of.....	2, 000	2, 000	2, 019		
1210 Grounds, maintenance of.....	475	475	525		
1280 Fences, walls, etc., repair of.....	100	100	241		
1280 Equipment, repair of.....	200	200	225		
12 Total repairs and alterations.....	2, 775	2, 775	3, 010		
30 Equipment, procurement of.....	300	300	30		
Total.....	9, 115	9, 115	9, 540		
<b>Shiloh National Military Park—</b> For continuing the establishment of the park; compensation of superintendent of the park; clerical and other services; labor; historical tablets; maps and surveys; roads; purchase and transportation of supplies, implements, and materials; foundations for monuments; office and other necessary expenses, including maintenance, repair, and operation of one motor-propelled passenger-carrying vehicle; in all ( <i>acts Dec. 27, 1894, vol. 28, p. 597; Mar. 2, 1895, vol. 28, p. 946; Apr. 15, 1926, vol. 44, p. 289</i> )				31, 672. 00	29, 163. 00
	Estimated expenditures, 1928 appropriation	Estimated expenditures, 1927 appropriation	Expended and obligated, 1926		
Field service:					
Salaries and wages—	<i>Average—</i>	<i>Average—</i>	<i>Average—</i>		
Salary range, \$3,000 to \$3,600; average, \$3,300—	No. Salary	No. Salary	No. Salary		
Superintendent in charge.....	1 \$3, 400	1 \$3, 400	1 \$3, 400		
Salary range, \$1,860 to \$2,040; average, \$1,860—					
Clerk.....	1 1, 800	1 1, 800	1 1, 800		
Range rider.....	1 1, 800	1 1, 800	1 1, 800		
Salary range, \$780 to \$1,020; average, \$600—					
Laborers (temporary).....	13½ 900	13½ 900	13½ 900		
Total average number of employees.....	16½	16½	16½		
Total salaries and wages, field service.....	19, 017	19, 017	19, 008		
Deduct allowances for quarters.....	1, 640	1, 540	1, 540		
01 Total personal services, cash payment.....	17, 477	17, 477	17, 468		
Supplies and materials:					
0200 Stationery and office supplies.....	50	57	62		
0280 Supplies, procurement of.....	2, 712	3, 415	2, 175		
02 Total supplies and materials.....	2, 762	3, 472	2, 237		
04 Subsistence and care of animals and care of vehicles.....	150	150	150		
05 Communication service.....	54	54	54		
06 Travel expenses, civilian employees.....	127	127	127		
07 Transportation of supplies.....	15	15	15		
Repairs and alterations:					
1210 Roads, walks, and drainage, repair of.....	9, 837	7, 200	3, 604		
1280 Equipment, repair of.....	350	540	350		
12 Total repairs and alterations.....	10, 187	7, 740	3, 954		
13 Vehicles (animal drawn and motor driven) and animals, rental of.....	900				
Reserve.....		128			
Total.....	31, 672	29, 163	24, 000		

*Estimates of appropriations required for the service of the fiscal year ending June 30, 1928—Continued*

General object (title of appropriation), date of acts, references to Statutes at Large, or to Revised Statutes, and estimated amount required for each detailed object

Total amount to be appropriated under each head of appropriation

Amount appropriated for the fiscal year ending June 30, 1927

**Vicksburg National Military Park—**

For continuing the establishment of the park; compensation of civilian commissioners; clerical and other services, labor, iron gun carriages, mounting of siege guns, memorials, monuments, markers, and historical tablets giving historical facts, compiled without praise and without censure; maps, surveys, roads, bridges, restoration of earthworks, purchase of lands, purchase and transportation of supplies and materials; and other necessary expenses (acts Feb. 21, 1899, vol. 30, p. 841; Apr. 15, 1926, vol. 44, p. 290)

\$23, 826. 00

\$24, 000. 00

	Estimated expenditures, 1928 appropriation	Estimated expenditures, 1927 appropriation	Expended and obligated, 1926
<b>Field service:</b>			
<b>Salaries and wages—</b>	<i>Average—</i>	<i>Average—</i>	<i>Average—</i>
Salary range, \$3,300 to \$3,900; average, \$3,600—	No. Salary	No. Salary	No. Salary
Resident commissioner.....	1 \$3,600	1 \$3,600	1 \$3,600
Salary range, \$2,400 to \$3,000; average, \$2,700—			
Engineer and clerk.....	1 2,700	1 2,700	1 2,700
Salary range, \$1,140 to \$1,500; average, \$1,320—			
Foreman.....	1 1,200	1 1,200	1 1,200
Artisan.....	1 1,200	1 1,200	1 1,200
Salary range, \$1,020 to \$1,260; average, \$1,140—			
Laborers (temporary).....	8½ 1,140	8½ 1,140	8½ 1,140
Total average number of employees.....	12½	12½	12½
01 Total salaries and wages, field service.....	18,619	18,619	18,793
<b>Supplies and materials:</b>			
0200 Stationery and office supplies.....	150	180	132
0280 Supplies, procurement of.....	133	168	200
02 Total supplies and materials.....	283	348	332
05 Communication service.....	67	66	87
06 Travel expenses, civilian employees.....			75
07 Transportation of supplies.....	10	207	45
<b>Repairs and alterations:</b>			
1210 Roads, walks, and drainage, repair of.....	3,522	3,479	3,475
1240 Bridges, repair of.....	750	750	1,020
1250 Fences, trellises and walls, repair of.....		25	10
1260 Flagstaffs, monuments, etc., repair of.....	280	250	173
1280 Equipment, repair of.....	295	82	173
12 Total repairs and alterations.....	4,847	4,586	4,688
Reserve.....		174	
Total.....	23,826	24,000	24,000

**National Monuments—**

For maintaining and improving national monuments established by proclamation of the President under the act of June 8, 1906 (Thirty-fourth Statutes, page 225), and administered by the Secretary of War, including Fort McHenry, Maryland, including pay of the caretakers, laborers, and other employees, purchase of tools and materials, light, heat, and power (act Apr. 15, 1926, vol. 44, p. 290)

21, 961. 00

21, 961. 00

	Estimated expenditures, 1928 appropriation	Estimated expenditures, 1927 appropriation	Expended and obligated, 1926
<b>Field service:</b>			
<b>Salaries and wages—</b>	<i>Average—</i>	<i>Average—</i>	<i>Average—</i>
Salary range, \$1,680 to \$2,040; average, \$1,860—	No. Salary	No. Salary	No. Salary
Superintendent in charge.....	1 \$1,980	1 \$1,980	1 \$1,980
Salary range, \$1,140 to \$1,500; average, \$1,320—			
Attendants.....	3 1,240	3 1,240	3 1,240
Salary range, \$900 to \$1,140; average, \$1,020—			
Caretaker.....	1 1,080	1 1,080	1 1,080
Caretakers.....	2 900	3 900	1 900
Salary range, \$600 to \$780; average, \$690—			
Caretaker.....	1 720		
Laborer (temporary).....	½ 720	½ 720	
Total average number of employees.....	8½	8½	6
Total salaries and wages, field service.....	9,820	9,780	7,680
Deduct allowances for quarters.....	300	300	300
01 Total personal services, cash payment.....	9,520	9,480	7,380
<b>Supplies and materials:</b>			
0280 Sundry supplies.....	810	1,980	1,080
0280 Flagstaffs, procurement and installation of.....	180	720	
0280 Materials.....	560	170	
02 Total supplies and materials.....	1,540	2,870	1,080
06 Superintendents, transportation.....	150	141	
10 Furnishing of heat, light, and power.....	5,625	6,500	8,400
12 Repairs and alterations.....	5,126	2,970	1,000
Total.....	21,961	21,961	17,860

## Estimates of appropriations required for the service of the fiscal year ending June 30, 1928—Continued

General object (title of appropriation), date of acts, references to Statutes at Large, or to Revised Statutes, and estimated amount required for each detailed object		Total amount to be appropriated under each head of appropriation	Amount appropriated for the fiscal year ending June 30, 1927
Appropriations for 1927 not asked for 1928:			
Vicksburg National Military Park	\$50,000.00		
Moore's Creek National Military Park	1,500.00		
			\$51,500.00
Total, national military parks and national monuments		\$197,612.00	267,604.00
Total annual appropriations under Quartermaster Corps		1,001,444.00	1,066,464.00
TRUST FUND			
<i>Preservation, Birthplace of Lincoln—</i>			
Interest from an endowment fund, title to which was transferred to the United States by the Lincoln Farm Association on April 11, 1916, in connection with deed of gift conveying the homestead of Abraham Lincoln and the log cabin in which he was born. This fund has been converted into Government bonds amounting to \$46,000, the income from which is available for expenses incident to the birthplace of Lincoln ( <i>act July 17, 1916, vol. 39, p. 885</i> )		1,700.00	1,700.00
20 Interest on trust fund: Expenditures—1928, \$1,700; 1927, \$1,700; 1926, \$1,700.			
Total under Quartermaster Corps, including trust fund		1,003,144.00	1,068,164.00
SIGNAL CORPS			
<i>Washington-Alaska Military Cable and Telegraph System—</i>			
For defraying the cost of such extensions, betterments, operation, and maintenance of the Washington-Alaska Military Cable and Telegraph System as may be approved by the Secretary of War, to be available until the close of the fiscal year [1928] 1929, from the receipts of the Washington-Alaska Military Cable and Telegraph System which have been covered into the Treasury of the United States, the extent of such extensions and betterments and the cost thereof to be reported to Congress by the Secretary of War ( <i>acts May 12, 1917, vol. 40, p. 43; Apr. 15, 1926, vol. 44, p. 290</i> )		168,080.00	177,167.00
	Estimated expenditures, 1928 appropriation	Estimated expenditures, 1927 appropriation	Expended and obligated, 1926
Field service:			
Salaries and wages—			
Salary range, \$5,200 to \$6,000; average, \$5,600—			
Cable engineer	No. 1 Salary \$5,200	No. 1 Salary \$5,200	No. 1 Salary \$5,200
Salary range, \$3,300 to \$3,900; average, \$3,600—			
Auditor	1 3,600	1 3,600	1 3,600
Office manager	1 3,300	1 3,300	1 3,300
Salary range, \$2,700 to \$3,300; average, \$3,000—			
Chief cable operator	1 3,000	1 3,000	1 3,000
Salary range, \$2,100 to \$2,700; average, \$2,400—			
Cable electrician	1 2,500	1 2,500	1 2,500
Cable foreman	1 2,400	1 2,400	1 2,400
Assistant radio engineer	1 2,400	1 2,240	1 2,240
Steam engineer	1 2,200	1 2,220	1 2,220
Salary range, \$1,680 to \$2,400; average, \$1,860—			
Cashier	1 1,860	1 1,860	1 1,860
Salary range, \$1,320 to \$1,680; average, \$1,500—			
Submarine cable splicer	1 1,800	1 1,500	1 1,500
Clerks	4 1,485	4 1,505	4 1,505
Electrician	1 1,400	1 1,440	1 1,440
Janitor	1 1,440	1 1,440	1 1,440
Messenger	1 1,320		
Salary range, \$1,020 to \$1,260; average, \$1,140—			
Clerk	1 1,200	1 1,200	1 1,200
Janitor	1 1,200	1 1,200	1 1,200
Messengers	1 1,140	2 1,140	2 1,140
Salary range, \$900 to \$1,140; average, \$1,020—			
Assistant cable foreman	1 1,020	1 1,020	1 1,020
Messenger	1 1,020	1 1,020	1 1,020
Salary range, \$780 to \$1,020; average, \$900—			
Messengers	9 870	6 891	6 891
Cable seamen	19 840	19 840	19 840
Salary range, \$600 to \$780; average, \$690—			
Messengers	6 720	7 720	7 720
Salary range, \$420 to \$600; average, \$510—			
Messenger	1 600	1 540	2 540
Total average number of employees	55	55	56
Total salaries and wages, field service	73,616	73,616	74,703
02 Supplies and materials	56,000.00	47,000.56	39,532.56
07 Transportation	10,838.00	7,837.65	7,837.65
10 Heat, light, power, and electricity	6,170.00	6,170.97	6,170.97
11 Rentals	11,906.00	11,904.04	15,897.04
12 Repairs and alterations	9,550.00	9,550.78	6,758.78
Reserve		1,087.00	
Total	168,080.00	157,167.00	150,900.00

*Estimates of appropriations required for the service of the fiscal year ending June 30, 1928—Continued*

General object (title of appropriation), date of acts, references to Statutes at Large, or to Revised Statutes, and estimated amount required for each detailed object				Total amount to be appropriated under each head of appropriation	Amount appropriated for the fiscal year ending June 30, 1927
<b>MEDICAL DEPARTMENT</b>					
<b>Artificial limbs—</b> Artificial limbs: For furnishing artificial limbs and apparatus, or commutation therefor, and necessary transportation ( <i>R. S., p. 929, sec. 4787; p. 930, secs. 4788, 4790, 4791; acts Aug. 15, 1876, vol. 19, p. 203; Mar. 3, 1891, vol. 26, 1103; Apr. 15, 1926, vol. 44, p. 290</i> )				\$28, 500. 00	\$60, 000. 00
	Estimated expenditures, 1928 appropriation	Estimated expenditures, 1927 appropriation	Expended and obligated, 1926		
02 Supplies and materials	\$28, 300. 00	\$59, 750. 00	\$29, 871. 00		
06 Travel expenses	200. 00	250. 00	116. 08		
Total	28, 500. 00	60, 000. 00	29, 987. 08		
<b>Appliances for Disabled Soldiers—</b> Appliances for disabled soldiers: For furnishing surgical appliances to persons disabled in the military or naval service of the United States prior to April 6, 1917, or subsequent to July 1, 1921, and not entitled to artificial limbs or trusses for the same disabilities ( <i>act Apr. 15, 1926, vol. 44, p. 290</i> )				800. 00	1, 000. 00
	Estimated expenditures, 1928 appropriation	Estimated expenditures, 1927 appropriation	Expended and obligated, 1926		
02 Supplies and materials	\$700. 00	\$700. 00	\$522. 78		
13 Special and miscellaneous current expenses, fees, medical	100. 00	100. 00	42. 00		
Reserve		200. 00			
Total	800. 00	1, 000. 00	564. 78		
<b>Trusses for Disabled Soldiers—</b> Trusses for disabled soldiers: For trusses for persons entitled thereto under section 1176, Revised Statutes of the United States, and the act amendatory thereof, approved March 3, 1879 ( <i>R. S., p. 211, sec. 1176; acts Mar. 3, 1879, vol. 20, p. 353; May 27, 1908, vol. 35, p. 367; Apr. 15, 1926, vol. 44, p. 290</i> )				300. 00	750. 00
	Estimated expenditures, 1928 appropriation	Estimated expenditures, 1927 appropriation	Expended and obligated, 1926		
02 Supplies and materials	\$200. 00	\$500. 00	\$213. 07		
13 Special and miscellaneous current expenses, fees, medical	100. 00	100. 00	96. 00		
Reserve		150. 00			
Total	300. 00	750. 00	309. 07		
<b>Medical and Surgical History of the World War—</b> Toward the preparation for publication under the direction of the Secretary of War of a medical and surgical history of the war with Germany, including personal services ( <i>act Apr. 15, 1926, vol. 44, p. 290</i> )				14, 500. 00	16, 000. 00
	Estimated expenditures, 1928 appropriation	Estimated expenditures, 1927 appropriation	Expended and obligated, 1926		
Field service:					
Salaries and wages—	Average—	Average—	Average—		
Salary range, \$3,800 to \$5,000; average, \$4,400—	No. 1 Salary \$4, 800	No. 1 Salary \$4, 800	No. 1 Salary \$4, 800		
Assistant editor in chief	1	1	1		
Salary range, \$1,680 to \$2,040; average, \$1,860—	1 1, 980	1 1, 980	1 1, 980		
Statistical draftsman					
Salary range, \$1,500 to \$1,860; average, \$1,680—	2 1, 620	2 1, 620	2 1, 620		
Clerks					
Salary range, \$1,320 to \$1,680; average, \$1,500—	3 1, 493	3 1, 560	5 1, 550		
Clerks					
Total average number of employees	7	7 1/2	9		
Total salaries and wages, field service	14, 500. 00	16, 000. 00	17, 770. 00		
02 Supplies and materials			430. 00		
06 Communication service			60. 00		
06 Travel expenses			1. 17		
07 Transportation of things			492. 15		
30 Equipment					
Total	14, 500. 00	16, 000. 00	18, 753. 32		
<b>Total under Medical Department</b>				44, 100. 00	77, 750. 00

## Estimates of appropriations required for the service of the fiscal year ending June 30, 1928—Continued

General object (title of appropriation), date of acts, references to Statutes at Large, or to Revised Statutes, and estimated amount required for each detailed object				Total amount to be appropriated under each head of appropriation	Amount appropriated for the fiscal year ending June 30, 1927
<b>CORPS OF ENGINEERS</b>					
<i>Improvements, Birthplace of George Washington, Wakefield, Va.—</i>					
For watchmen for the care of the monument and dock at Wakefield, Virginia, the birthplace of Washington, <b>[\$1,120]</b> (acts May 28, 1896, vol. 29, p. 164; Mar. 4, 1907, vol. 34, p. 1344; July 16, 1914, vol. 38, p. 482; Apr. 15, 1926, vol. 44, p. 290).....				\$720. 00	
Improvement and maintenance of reservation and monument at Wakefield, Virginia, the birthplace of Washington, <b>[\$380]</b> (act Apr. 15, 1926, vol. 44, p. 290).....				3, 480. 00	
				\$4, 200. 00	\$1, 500. 00
	Estimated expenditures, 1928 appropriation	Estimated expenditures, 1927 appropriation	Expended and obligated, 1926		
Field service:					
Salaries and wages—	Average—	Average—	Average—		
Salary range, \$3,000 to \$3,600; average, \$3,300—	No. Salary	No. Salary	No. Salary		
Junior engineer.....	1 \$3,000	1 \$3,000	1 \$3,000		
Salary range, \$2,700 to \$3,300; average, \$3,000—					
Junior engineer.....	1 2,700		1 2,700		
Salary range, \$2,400 to \$3,000; average, \$2,700—					
Junior engineer.....	1 2,400		1 2,400		
Salary range, \$2,100 to \$2,700; average, \$2,400—					
Junior engineer.....	1 2,200		1 2,200		
Salary range, \$1,800 to \$2,400; average, \$2,100—					
Inspector.....	1 1,920		1 1,920		
Salary range, \$1,320 to \$1,680; average, \$1,500—					
Inspector.....	1 1,380		1 1,380		
Laborer.....	1 900		1 900		
Salary range, \$900 to \$1,140; average, \$1,020—					
Laborer.....	1 900		1 900		
Salary range, \$420 to \$600; average, \$510—					
Watchman.....	1 480	1 \$480	1 480		
Temporary employees (designation omitted).....	1 833	1 720	1 720		
Total average number of employees.....	1 1, 620. 00	2 1, 200. 00	1 1, 311. 06		
Total salaries and wages, field service.....					
The difference between 1928 and 1927 is due to increase in force, \$420.					
Deduct expenditures for personal services included in objects named below.....	900. 00	1, 150. 00	698. 19		
01 Total personal services.....	720. 00	50. 00	612. 87		
Supplies and materials:					
0230 Stationery and office supplies.....	10. 00	5. 00	4. 74		
0290 Materials.....	10. 00	10. 00			
02 Total supplies and materials.....	20. 00	15. 00	4. 74		
05 Telephone service.....	5. 00	2. 00			
06 Travel expenses.....	30. 00	20. 00	99. 75		
07 Transportation of things (service).....	10. 00	5. 00	2. 97		
Printing, engraving, lithographing, etc.:					
0810 Lithographing, engraving, and engrossing.....	5. 00		90. 80		
0830 Photographing and making photographs of prints.....	5. 00	5. 00	19. 11		
08 Total printing, engraving, lithographing, etc.....	10. 00	5. 00	109. 91		
09 Advertising and publication of notices.....	5. 00		23. 78		
12 Repairs and alterations.....	1, 290. 00	1, 353. 00	759. 25		
Equipment:					
3010 Furniture, furnishings, and fixtures.....	5. 00		68. 02		
3050 Other equipment.....	5. 00				
30 Total equipment.....	10. 00		68. 02		
32 Structures.....	2, 100. 00	50. 00	11, 396. 71		
Total.....	4, 200. 00	1, 600. 00	13, 080. 00		



*Estimates of appropriations required for the service of the fiscal year ending June 30, 1928—Continued*

General object (title of appropriation), date of acts, references to Statutes at Large, or to Revised Statutes, and estimated amount required for each detailed object	Total amount to be appropriated under each head of appropriation	Amount appropriated for the fiscal year ending June 30, 1927
MISCELLANEOUS OBJECTS		
Expenses, California Débris Commission— For defraying the expenses of the commission in carrying on the work authorized by the act approved March 1, 1893 (acts Mar. 1, 1893, vol. 27, p. 507; Apr. 15, 1926, vol. 44, p. 291) —	\$15,000. 00	\$15,000. 00

*Estimates of appropriations required for the service of the fiscal year ending June 30, 1928—Continued*

General object (title of appropriation), date of acts, references to Statutes at Large, or to Revised Statutes, and estimated amount required for each detailed object				Total amount to be appropriated under each head of appropriation	Amount appropriated for the fiscal year ending June 30, 1927
<b>Construction and Maintenance of Roads, Bridges, and Trails, Alaska—Continued.</b>					
	Estimated expenditures, 1928 appropriation	Estimated expenditures, 1927 appropriation	Expended and obligated, 1926		
Field service:					
Salaries and wages (see consolidated schedule).					
01 Total personal services.....	\$261,074.09	\$475,074.09	\$481,061.94		
Supplies and materials:					
0200 Stationery.....	855.42	1,555.42	1,555.42		
02012 Other stationery.....	186.55	186.55	186.55		
0210 Medical and hospital supplies.....	159.68	159.68	159.68		
0220 Scientific and educational supplies.....	4.00	4.00	4.00		
0230 Fuel (including gasoline and oils).....	14,281.90	25,281.90	25,281.90		
0240 Wearing apparel and sewing supplies.....	31.50	31.50	31.50		
0250 Forage and other supplies for animals.....	7,401.04	12,401.04	12,401.04		
0260 Provisions.....	32,058.59	60,825.59	60,825.59		
0270 Powder (explosives).....	2,654.59	3,854.59	3,854.59		
0280 Sundry supplies.....	5,537.03	9,637.03	10,073.52		
0290 Construction materials.....	23,381.14	45,381.14	46,690.60		
02 Total supplies and materials.....	86,578.44	159,318.44	161,064.39		
03 Subsistence and support of persons (service).....	17,900.62	32,900.62	32,900.62		
04 Subsistence and care of animals, etc. (service).....	941.40	941.40	941.40		
Communication service:					
0500 Telegraph service.....	279.85	279.85	202.84		
0520 Other communication service (includes P. O. box rent).....	70.15	70.15	70.15		
05 Total communication service.....	350.00	350.00	272.99		
06 Travel expenses.....	6,000.00	10,000.00	9,383.88		
07 Transportation of things.....	40,000.00	70,000.00	47,712.02		
Printing and binding, etc.:					
0800 Printing and binding.....	1,500.00	1,500.00	674.50		
0810 Lithographing, engraving, and engrossing.....	300.27	300.27	300.27		
0830 Photographing and making prints (job work).....	300.27	300.27	300.27		
08 Total printing and binding, etc.....	1,800.27	1,800.27	974.77		
Rents:					
1100 Rents (buildings, structures, etc.).....	582.50	1,092.50	1,092.50		
1110 Other rents (including animals).....	25,200.13	42,200.13	42,200.13		
11 Total rents.....	25,782.63	43,292.63	43,292.63		
12 Repairs and alterations.....	21,177.81	37,177.81	37,177.81		
13 Special and miscellaneous current expenses (includes exchange).....	1,155.48	2,155.48	2,155.48		
Equipment (includes livestock):					
3010 Furniture, furnishings, and fixtures.....	3,353.57	5,353.57	5,353.57		
3040 Livestock (horses, dogs, etc.).....	120.00	120.00	120.00		
3050 Other equipment.....	24,700.93	43,700.93	60,523.74		
30 Total equipment.....	28,174.50	49,174.50	65,997.31		
32 Structures.....	9,064.76	17,064.76	17,064.76		
Reserve.....	1	750.00			
Total.....	500,000.00	900,000.00	900,000.00		
<b>Government Wharf, Juneau, Alaska—</b>					
<i>For every expenditure requisite for and incident to the construction of a Government wharf at Juneau, Alaska, as authorized by Public Resolution Number 33, Sixty-ninth Congress, entitled "Joint resolution authorizing the construction of a Government dock or wharf at Juneau, Alaska," approved May 28, 1926 (act Mar. 2, 1923, vol. 42, p. 1420) (submitted)</i>				\$22,500.00	
	Estimated expenditures, 1928 appropriation	Estimated expenditures, 1927 appropriation	Expended and obligated, 1926		
Field service:					
Salaries and wages (see consolidated schedule).					
01 Total personal services.....	\$11,000				
02 Construction materials.....	7,950				
07 Transportation of things (service).....	3,500				
09 Advertising and publication of notices (service).....	50				
Total.....	22,500				
Appropriations for 1927 not asked for 1928:					
Inspection of battle fields, Appomattox Court House, Va.....				\$1,500.00	
Inspection of battle field, Pea Ridge, Ark.....				1,500.00	
Inspection of battle fields in State of Georgia.....				3,000.00	
Total miscellaneous objects under Corps of Engineers.....				537,500.00	\$6,000.00
					921,000.00

*Estimates of appropriations required for the service of the fiscal year ending June 30, 1928—Continued*

General object (title of appropriation), date of acts, references to Statutes at Large, or to Revised Statutes, and estimated amount required for each detailed object	Total amount to be appropriated under each head of appropriation		Amount appropriated for the fiscal year ending June 30, 1927
RIVERS AND HARBORS			
To be immediately available and to be expended under the direction of the Secretary of War and the supervision of the Chief of Engineers:			
Maintenance and Improvement of Existing River and Harbor Works—			
For the preservation and maintenance of existing river and harbor works, and for the prosecution of such projects heretofore authorized as may be most desirable in the interests of commerce and navigation; for survey of northern and northwestern lakes, Lake of the Woods, and other boundary and connecting waters between the said lake and Lake Superior, Lake Champlain, and the natural navigable waters embraced in the navigation system of the New York canals, including all necessary expenses for preparing, correcting, extending, printing, binding, and issuing charts and bulletins and of investigating lake levels with a view to their regulation; and for the prevention of obstructive and injurious deposits within the harbor and adjacent waters of New York City, for pay of inspectors, deputy inspectors, crews, and office force, and for maintenance of patrol fleet and expenses of office ( <i>acts Oct. 2, 1914, vol. 88, p. 725; Apr. 15, 1926, vol. 44, p. 291</i> )			
		\$50,000,000.00	\$50,000,000.00
	Estimated expenditures, 1928 appropriation	Estimated expenditures, 1927 appropriation	Expended and obligated, 1926
Departmental service:			
Salaries—			
Professional and scientific service—			
Grade 4, \$3,800 to \$5,000; average, \$4,400—	Average—	Average—	Average—
Engineer.....	No. Salary	No. Salary	No. Salary
Attorney.....	1 \$3,800	1 \$3,800	1 \$3,800
Grade 3, \$3,000 to \$3,600; average, \$3,300—	1 3,800	1 3,800	1 3,800
Associate attorney.....			
Associate engineers.....	2 3,300	2 3,265	2 3,150
Associate engineer (electrical engineer).....		1 3,000	1 3,000
Grade 2, \$2,400 to \$3,000; average, \$2,700—			
Assistant engineer.....	1 2,700	1 2,700	1 2,700
Assistant engineer (draftsman designer).....	1 2,700	1 2,700	1 2,700
Assistant attorneys.....	2 2,550	2 2,750	2 2,710
Grade 1, \$1,860 to \$2,400; average, \$2,111.42—			
Junior attorneys (law clerks).....	2 1,960		
Subprofessional service—			
Grade 5, \$1,680 to \$2,040; average, \$1,860—			
Engineering draftsman.....		1 1,800	1 1,800
Clerical, administrative, and fiscal service—			
Grade 8, \$2,700 to \$3,300; average, \$3,000—			
Administrative assistant (chief accountant).....	1 2,800	1 2,900	1 2,776
Grade 7, \$2,400 to \$3,000; average, \$2,700—			
Junior administrative assistants (chiefs of division).....	3 2,533	3 2,700	3 2,675
Grade 6, \$2,100 to \$2,700; average, \$2,400—			
Principal clerks (chiefs of division).....	2 2,400	1 2,500	1 2,476
Principal clerks (section chiefs).....	1 2,200	2 2,150	1 2,172
Principal clerk (clerk).....		1 2,300	1 2,300
Principal accounting assistant.....	1 2,100		
Grade 5, \$1,860 to \$2,400; average, \$2,111.42—			
Senior office draftsman.....	1 2,400	1 2,400	1 2,400
Senior clerks (section chiefs).....			1 2,100
Senior clerks (clerks).....	2 2,200		
Grade 4, \$1,680 to \$2,040; average, \$1,860—			
Clerks.....	8 1,943		2 1,875
Clerk-stenographers.....	3 1,755	3 1,960	2 1,920
Accounting and auditing assistant.....	1 2,040		
Grade 3, \$1,500 to \$1,860; average, \$1,680—			
Assistant clerks.....	14 1,697	6 1,620	6 1,611
Assistant clerk-stenographers.....	3 1,653		
Grade 2, \$1,320 to \$1,680; average, \$1,500—			
Junior office draftsman.....	1 1,680	1 1,680	1 1,680
Junior operators office devices.....	2 1,590	2 1,590	2 1,590
Junior clerks.....	13 1,400	12 1,367	13 1,394
Grade 1, \$1,140 to \$1,500; average, \$1,320—			
Underoperator, offices devices.....	1 1,320	1 1,320	1 1,306
Custodial service—			
Grade 3, \$1,020 to \$1,260; average, \$1,140—			
Messengers.....	9 1,110	11 1,100	11 1,106
Grade 2, \$900 to \$1,140; average, \$1,020—			
Junior laborers.....	2 930	2 930	1 960
Total average number of employees.....	78	57 1/2	57 1/2
Total salaries, departmental service.....	140,000.00	103,460.00	104,049.51
The difference between 1928 and 1927 is due to transfer of certain employees from the allotment roll to the regular roll and the transfer of other employees from the regular roll to the allotment roll.			
Field service:			
Total salaries and wages (see consolidated schedule).....	13,643,191.00	14,042,589.00	13,064,625.73
Deduct expenditures for personal services included in objects named below.....	8,761,068.00	9,238,027.00	8,195,894.05
Net salaries and wages, civil employees.....	4,882,103.00	4,804,562.00	4,868,731.68
0121 Pay of commissioned officers.....	11,160.00	11,160.00	12,960.08
0130 Fees, not specified.....	2.00	2.00	16.00
0140 Allowances for quarters, etc.....	720.00	720.00	1,888.00
0150 Special and miscellaneous payments for personal services.....			2,132.88
Total personal services, field service.....	4,893,985.00	4,816,444.00	4,905,748.64
01 Total personal services.....	5,083,965.00	4,919,904.00	5,006,798.16

*Estimates of appropriations required for the service of the fiscal year ending June 30, 1928—Continued*

General object (title of appropriation), date of acts, references to Statutes at Large, or to Revised Statutes, and estimated amount required for each detailed object				Total amount to be appropriated under each head of appropriation	Amount appropriated for the fiscal year ending June 30, 1927
<i>Maintenance and Improvement of Existing River and Harbor Works—Continued.</i>					
	Estimated expenditures, 1928 appropriation	Estimated expenditures, 1927 appropriation	Expended and obligated, 1926		
<b>Supplies and materials:</b>					
0200 Stationery and office supplies.....	\$84,133.00	\$84,676.00	\$84,899.17		
0201 Stationery.....	605.00	620.00	251.85		
02011 Printed forms and letter heads.....	1,625.00	1,625.00	1,458.19		
02012 Other stationery.....	11,025.00	10,483.00	9,570.15		
0202 Sundry office supplies.....	1,045.00	1,060.00	1,008.80		
0203 Drafting and artists' supplies.....	405.00	427.00	365.21		
0204 Photographic supplies.....	15.00	25.00	14.60		
0205 Cleaning and toilet supplies.....	330.00	330.00	237.92		
0210 Medical and hospital supplies.....	5,475.00	5,810.00	5,010.97		
0220 Scientific and educational supplies.....	1,990.00	2,625.00	1,454.29		
2030 Fuel.....	2,144,154.00	2,159,188.00	2,138,470.73		
0240 Wearing apparel and sewing supplies.....	2,350.00	2,450.00	2,627.43		
0250 Forage and other supplies for animals.....	100.00	100.00	165.28		
0260 Provisions.....	1,154,376.00	1,191,556.00	1,162,429.74		
0270 Powder, projectiles, explosives, etc.....	24,310.00	26,122.00	19,375.02		
0280 Sundry supplies.....	570,700.00	571,206.00	556,466.60		
0290 Materials (not specifically allocated at time of purchase).....	261,430.00	289,960.00	628,633.79		
02 Total supplies and materials.....	4,264,068.00	4,354,263.00	4,612,440.74		
03 Subsistence and support of persons (service).....	109,440.00	123,330.00	126,158.44		
04 Subsistence and care of animals and storage and care of vehicles (service).....	1,700.00	1,700.00	1,518.93		
<b>Communication service:</b>					
0500 Telegraph service.....	3,403.00	3,408.00	2,902.22		
0510 Telephone service.....	32,230.00	32,726.00	30,493.10		
0520 Other communication service.....	1,231.00	1,235.00	910.64		
05 Total communication service.....	36,864.00	37,369.00	34,305.96		
06 Travel expenses.....	151,225.00	154,190.00	158,586.66		
07 Transportation of things (service).....	439,541.00	441,519.00	437,850.21		
<b>Printing and binding, engraving, etc.:</b>					
0800 Printing and binding.....	2,550.00	2,500.00	1,965.49		
0810 Lithographing, engraving, and engrossing.....	2,265.00	2,275.00	1,508.32		
0820 Stenographic work, typewriting and duplicating work, such as multigraphing and mimeographing (job work).....	2,010.00	2,010.00	2,018.02		
0830 Photographing and making photographs and prints (job work).....	8,570.00	9,130.00	7,069.11		
08 Total printing and binding, etc.....	15,395.00	15,915.00	12,560.94		
09 Advertising and publication of notices (service).....	5,055.00	5,525.00	4,332.57		
10 Furnishing of heat, light, power, water, and electricity (service).....	117,601.00	119,413.00	98,523.93		
<b>Rents:</b>					
1100 Rent of buildings and structures.....	97,730.00	97,450.00	96,742.12		
1110 Other rents.....	421,762.00	417,431.00	415,426.94		
11 Total rents.....	519,492.00	514,881.00	512,169.06		
12 Repairs and alterations.....	5,489,816.00	5,808,436.00	5,624,616.03		
13 Special and miscellaneous current expenses.....	83,260.00	96,490.00	92,148.33		
<b>Equipment:</b>					
3000 Passenger-carrying vehicles.....	9,310.00	14,724.00	9,080.14		
3010 Furniture, furnishings, and fixtures.....	78,692.00	80,017.00	115,060.48		
3020 Educational, scientific, and recreational equipment.....	55,160.00	54,129.00	53,628.53		
3050 Other equipment.....	2,870,331.00	3,375,676.00	3,921,473.19		
3053 Floating equipment.....		200,000.00			
30 Total equipment.....	3,013,493.00	3,724,526.00	4,099,242.34		
31 Land and interests in land.....	12,931.00	633,031.00	18,291.77		
<b>Structures and parts, etc.:</b>					
3210 Other structures.....	27,636,807.00	25,367,829.00	23,714,018.83		
3211 Buildings.....	6,000.00	25,000.00	34,279.78		
3212 Excavations, embankments, etc.....	1,946,000.00	2,009,154.00	728,555.36		
3214 Retaining and restraining walls, dams, jetties, etc.....	880,600.00	403,288.00	1,115,573.05		
3220 Nonstructural improvements.....	236,727.00	244,237.00	213,092.94		
32 Total structures and parts, etc.....	30,706,134.00	28,049,508.00	25,805,519.96		
3300 Miscellaneous supplies.....			1,633.16		
3351 Damages to private property.....			127.00		
Total.....	50,000,000.00	49,000,000.00	46,649,824.18		

NOTE.—The expenditures in 1926 in excess of the appropriation for that year were made from the unexpended balances of prior appropriations.

*Estimates of appropriations required for the service of the fiscal year ending June 30, 1928—Continued*

General object (title of appropriation), date of acts, references to Statutes at Large, or to Revised Statutes, and estimated amount required for each detailed object

Total amount to be appropriated under each head of appropriation

Amount appropriated for the fiscal year ending June 30, 1927

*Examinations, Surveys, and Contingencies of Rivers and Harbors—*

For examinations, surveys, and contingencies of rivers and harbors for which there may be no special appropriation, \$150,000: *Provided*, That no part of this sum shall be expended for any preliminary examination, survey, project, or estimate not authorized by law (*acts Mar. 4, 1913, vol. 37, p. 821; Apr. 15, 1926, vol. 44, p. 291*)

\$150,000.00

\$200,000.00

	Estimated expenditures, 1928 appropriation	Estimated expenditures, 1927 appropriation	Expended and obligated, 1926
Field service:			
Total salaries and wages (see consolidated schedule).....	\$202,994.00	\$250,568.00	\$193,280.90
Deduct expenditures for personal services included in objects named below.....	29,605.00	17,661.00	17,585.41
Net salaries and wages, field service.....	173,389.00	232,907.00	175,695.49
0121 Pay of commissioned officers.....	10,509.00	10,509.00	3,709.34
0130 Fees not specified.....			.50
01 Total personal services.....	183,898.00	243,416.00	179,405.33
Supplies and materials:			
0200 Stationery and office supplies.....	4,219.00	3,792.00	3,276.66
02012 Other stationery.....	275.00	275.00	90.04
0203 Drafting and artists' supplies.....	20.00	20.00	37.46
0210 Medical and hospital supplies.....	5.00	60.00	12.97
0220 Scientific and educational supplies.....	100.00	100.00	96.81
0230 Fuel.....	3,895.00	4,415.00	2,416.46
0260 Provisions.....	3,622.00	5,022.00	3,168.16
0280 Sundry supplies.....	2,345.00	2,435.00	1,108.81
0290 Materials.....	168.00	688.00	175.43
02 Total supplies and materials.....	14,649.00	16,807.00	10,382.80
03 Subsistence and support of persons (service).....	510.00	515.00	1,064.30
04 Subsistence and care of animals and storage and care of vehicles (service).....	60.00	60.00	2.00
Communication service:			
0500 Telegraph service.....	390.00	393.00	211.17
0510 Telephone service.....	1,107.00	752.00	405.14
0520 Other communication service.....	22.00	22.00	22.00
05 Total communication service.....	1,519.00	1,167.00	638.31
06 Travel expenses.....	32,985.00	33,962.00	34,473.66
07 Transportation of things (service).....	692.00	697.00	853.68
Printing and binding, engraving, etc.:			
0800 Printing and binding.....		13,261.00	11,552.04
0810 Lithographing, engraving, and engrossing.....	70.00	105.00	954.00
0820 Stenographic work, typewriting, and duplicating work, etc.....	1,225.00	1,875.00	1,777.41
0830 Photographing and making photographs and prints (job work).....	1,753.00	1,755.00	1,048.11
08 Total printing and binding.....	3,048.00	16,996.00	15,331.56
09 Advertising and publication of notices (service).....	66.00	111.00	162.71
10 Furnishing of heat, light, power, water, and electricity (service).....	228.00	228.00	220.28
Rents:			
1100 Rent of buildings and structures.....	1,940.00	1,640.00	1,876.42
1110 Other rents.....	3,325.00	3,862.00	1,885.84
11 Total rents.....	5,265.00	5,502.00	3,762.26
12 Repairs and alterations.....	6,191.00	6,456.00	4,681.04
13 Special and miscellaneous current expenses.....	6,536.00	7,437.00	8,249.56
Equipment:			
3010 Furniture, furnishings, and fixtures.....	560.00	505.00	159.78
3020 Educational, scientific, and recreational equipment.....	440.00	1,770.00	768.16
3050 Other equipment.....	2,046.00	2,156.00	1,426.81
30 Total equipment.....	3,046.00	4,431.00	2,354.75
Structures and parts, etc.:			
3210 Other structures.....	26,167.00	11,945.00	18,975.42
3212 Excavations, embankments, and surfacings.....	260.00	260.00	690.30
3220 Nonstructural improvements.....	2,880.00	5,010.00	5,901.57
32 Total structures and parts, etc.....	29,307.00	17,215.00	25,567.29
53 Miscellaneous refunds, other than taxes or duties, not specified.....			55.00
Total.....	288,000.00	355,000.00	287,204.53

NOTE.—The amount expended on printing and binding in 1926 includes \$11,392.46 paid on orders placed during the fiscal year 1923.

The expenditures in 1926 and the estimated expenditures in 1927 and 1928, in excess of the appropriations for 1926 and 1927 and the estimated appropriation for 1928, will be made from the unexpended balance of prior appropriations.

## Estimates of appropriations required for the service of the fiscal year ending June 30, 1928—Continued

General object (title of appropriation), date of acts, references to Statutes at Large, or to Revised Statutes, and estimated amount required for each detailed object	Estimated expenditures, 1928 appropriation		Estimated expenditures, 1927 appropriation		Expended and obligated, 1926		Total amount to be appropriated under each head of appropriation	Amount appropriated for the fiscal year ending June 30, 1927		
<b>Maintenance and Operation, Dam No. 2, Muscle Shoals, Ala.—</b> For operating, maintaining, and keeping in repair the works at Dam Numbered 2, Tennessee River, including the hydroelectrical development, <b>[\$300,000]</b> \$300,000, to remain available until June 30, <b>[1927]</b> 1928, and to be expended under the direction of the Secretary of War and the supervision of the Chief of Engineers <b>[Provided, That this appropriation shall also be available for the payment of any such expenses incurred during the fiscal year 1926 prior to the date of this appropriation]</b> (act Mar. 3, 1926, vol. 44, p. 183)									\$300,000.00	
	Average—		Average—		Average—					
	No.	Salary	No.	Salary	No.	Salary				
Field service:										
Salaries and wages—										
Salary range, \$6,000 to \$7,500; average, \$6,750—	1	\$7,200	1	\$7,200	1	\$7,200				
Superintendent	1	3,300	1	3,300	1	3,600				
Salary range, \$3,000 to \$3,600; average, \$3,300—	1	3,300	1	3,300	1	3,600				
Junior engineer	1	3,300	1	3,300	1	3,600				
Chief operator	1	3,300	1	3,300	1	3,600				
Foreman	1	3,300	1	3,300	1	3,600				
Salary range, \$2,400 to \$3,000; average, \$2,700—	4	2,600	2	2,600	1	2,557				
Foremen	4	2,200	5	2,200	1	2,266				
Salary range, \$2,100 to \$2,700; average, \$2,400—	8	2,300	7	2,300	1	2,627				
Electricians	1	2,200	1	2,200	1	2,159				
Lineman	3	2,200	3	2,200	1	2,207				
Machinists	4	2,200	3	2,200	1	2,464				
Enginemen	1	1,860	1	1,860	1	1,846				
Salary range, \$1,680 to \$2,040; average, \$1,860—	1	1,800	1	1,800	1	1,800				
Engineman	1	1,800	1	1,800	1	1,878				
Draftsman	2	1,900	1	1,900						
Machinist	1	1,960	1	1,860						
Electricians	1	1,860	1	1,860						
Lineman	2	1,710	2	1,710	1	1,728				
Foreman	1	1,800								
Clerks	1	1,800								
Nurse	1	1,800								
Storekeeper	1	1,600	1	1,600	1	1,606				
Salary range, \$1,500 to \$1,860; average, \$1,680—	2	1,600	1	1,600	1	1,627				
Foremen	1	1,600	1	1,600	1	1,627				
Electricians	1	1,600	1	1,600	1	1,623				
Enginemen	2	1,600	1	1,600	1	1,677				
Handy men	1	1,680	1	1,680	1	1,677				
Fireman	1	1,450	1	1,450	1	1,440				
Salary range, \$1,320 to \$1,680; average, \$1,500—	1	1,450	1	1,450	1	1,440				
Engineman	1	1,450	1	1,450	1	1,440				
Timekeeper	45	1,260	40	1,260	12	1,275				
Salary range, \$1,140 to \$1,500; average, \$1,320—	4	1,350	4	1,350	1	1,352				
Laborers	1	1,260	1	1,260	1	1,252				
Helpers	1	1,400	1	1,400	1	1,365				
Enginemen	1	1,380	1	1,380	1	1,377				
Handymen	1	1,320	1	1,320	1	1,305				
Fireman	1	1,380	1	1,380	1	1,377				
Pumpmen	1	1,290	1	1,290	1	1,288				
Oilier	1	1,320								
Hostlers	1	1,140	1	1,140	1	1,140				
Chauffeur	1	1,100	1	1,100	1	1,100				
Salary range, \$1,020 to \$1,260; average, \$1,140—	1	1,142	1	1,142	1	1,142				
Deck hands	1	1,252	1	1,252	1	1,252				
Janitor	1	1,154	1	1,154	1	1,154				
Helper	1	1,200	1	1,200	1	1,200				
Oilier	1	1,200	1	1,200	1	1,208				
Hostler	1	960	1	960						
Inspector	1	900	1	900						
Laborer	1	1,020	1	1,020						
Salary range, \$900 to \$1,140; average, \$1,020—	1	1,020	1	1,020						
Laborers	1	900	1	900						
Helpers	1	900	1	900						
Enginemen	1	900	1	900						
Handymen	1	900	1	900						
Salary range, \$780 to \$1,020; average, \$900—	1	900	1	900						
Laborer	1	900	1	900						
Deck hand	1	900	1	900						
Handyman	1	900	1	900						
Salary range, \$600 to \$780; average, \$690—	2	750	2	750	2	767				
Laborers	1	750	1	750	1	767				
Helper	1	480	1	480	1	480				
Salary range, \$420 to \$600; average, \$510—	1	480	1	480	1	480				
Laborer	111	480	94	480	29	480				
Total average number of employees	111	480	94	480	29	480				
Total salaries and wages, field service	181,738.00		153,998.00		44,422.89					
Deduct allowances for subsistence, lodging, etc.	9,067.00		7,700.00		2,104.90					
01 Total personal services, cash payment	172,651.00		146,298.00		42,317.99					
The difference between 1928 and 1927 is due to increase in force, \$26,353.										

*Estimates of appropriations required for the service of the fiscal year ending June 30, 1928—Continued*

General object (title of appropriation), date of acts, references to Statutes at Large, or to Revised Statutes, and estimated amount required for each detailed object	Total amount to be appropriated under each head of appropriation	Amount appropriated for the fiscal year ending June 30, 1927
--	--	--

*Maintenance and Operation, Dam No. 2, Muscle Shoals, Ala.—Continued.*

	Estimated expenditures, 1928 appropriation	Estimated expenditures, 1927 appropriation	Expended and obligated, 1926
Supplies and materials:			
0230 Fuel.....	\$2,000.00	\$2,000.00	\$4,568.82
0260 Provisions.....	1,500.00	1,500.00	1,691.67
0280 Sundry supplies.....	1,000.00	1,000.00	458.25
0290 Materials (not specifically allocated for use as supplies, equipment, or structures at time of purchase).....	50,000.00	34,093.00	5,181.08
02 Total supplies and materials.....	54,500.00	38,593.00	11,929.82
06 Travel expenses.....	500.00	500.00	36.83
11 Other rents (floating plant).....	1,200.00	1,200.00	379.00
12 Repairs and alterations (machinery and equipment).....	60,000.00	30,000.00	1,538.81
32 Structures and parts, etc. (other structures).....	11,149.00	25,674.00	1,531.98
Total.....	300,000.00	242,265.00	57,734.23

【The limit of cost fixed for the completion of the survey of the Tennessee River and its tributaries as recommended in House Document Numbered 319, Sixty-seventh Congress, second session, is hereby increased to \$790,800 and the survey extended to include tributaries with a drainage area of about one hundred square miles, and the funds for the prosecution of this work within the limit above set out may be allotted from appropriations heretofore, herein, or hereafter made by Congress for the improvement, preservation, and maintenance of rivers and harbors: *Provided*, That reports of such survey or surveys may be made to the Congress from time to time, but the Engineer Department shall not give out information as to said surveys to other persons until after a report, partial or final, shall be made to the Congress.】

*Flood Control, Mississippi River—*

Flood control, Mississippi River: For prosecuting work of flood control in accordance with the provisions of the flood control acts approved March 1, 1917, and March 4, 1923 (*acts Mar. 1, 1917, vol. 39, p. 948; Mar. 4, 1923, vol. 42, p. 1505; Apr. 15, 1926, vol. 44, p. 292*)

\$10,000,000.00

\$10,000,000.00

	Estimated expenditures, 1928 appropriation	Estimated expenditures, 1927 appropriation	Expended and obligated, 1926
Field service:			
Total salaries and wages (see consolidated schedule).....	\$3,533,295.00	\$3,463,295.00	\$3,193,838.06
Deduct expenditures for personal services included in objects named below.....	1,553,466.00	1,553,466.00	1,518,511.67
Net salaries and wages, civil employees.....	1,979,829.00	1,909,829.00	1,675,326.39
0121 Pay of commissioned officers.....	2,760.00	2,760.00	4,024.40
0140 Allowances for quarters, heat, light, and other emoluments incident to service.....	960.00	960.00	1,500.00
0150 Special and miscellaneous payments for personal services.....	16,000.00	16,000.00	17,299.56
01 Total personal services.....	1,999,549.00	1,929,549.00	1,698,150.35
Supplies and materials:			
0200 Stationery and office supplies.....	23,300.00	24,700.00	25,052.69
0201 Stationery.....	1,500.00	1,500.00	1,550.47
02011 Printed forms and letterheads.....	6,000.00	6,000.00	5,847.64
0210 Medical and hospital supplies.....	3,000.00	3,000.00	3,211.70
0220 Scientific and educational supplies.....	182.00	182.00	177.13
0230 Fuel.....	404,500.00	384,500.00	486,865.04
0240 Wearing apparel and sewing supplies.....	310.00	310.00	1,050.77
0250 Forage and other supplies for animals.....	20,000.00	20,000.00	23,815.82
0260 Provisions.....	227,500.00	227,500.00	509,368.74
0280 Sundry supplies.....	107,040.00	97,040.00	110,242.53
0290 Materials (not specifically allocated at time of purchase).....	90,300.00	90,300.00	99,803.20
02 Total supplies and materials.....	883,632.00	855,032.00	1,266,975.73
03 Subsistence and support of persons (service).....	3,429.00	3,429.00	11,602.13
04 Subsistence and care of animals and storage and care of vehicles (service).....	838.00	838.00	837.33
Communication service:			
0500 Telegraph service.....	510.00	535.00	495.74
0510 Telephone service.....	10,550.00	10,500.00	10,178.62
0520 Other communication service.....	225.00	225.00	218.10
05 Total communication service.....	11,285.00	11,260.00	10,888.46
06 Travel expenses.....	48,500.00	48,500.00	47,282.08
07 Transportation of things (service).....	304,500.00	304,500.00	314,420.07

*Estimates of appropriations required for the service of the fiscal year ending June 30, 1928—Continued*

General object (title of appropriation), date of acts, references to Statutes at Large, or to Revised Statutes, and estimated amount required for each detailed object				Total amount to be appropriated under each head of appropriation	Amount appropriated for the fiscal year ending June 30, 1927
<b>Flood Control, Mississippi River—Continued.</b>					
	Estimated expenditures, 1928 appropriation	Estimated expenditures, 1927 appropriation	Expended and obligated, 1926		
Printing and binding, engraving, etc.:					
0800 Printing and binding.....	\$150.00	\$150.00	\$65.14		
0830 Photographing and making photographs and prints (job work).....	654.00	654.00	5,393.17		
08 Total printing and binding, etc.....	804.00	804.00	5,458.31		
09 Advertising and publication of notices (service).....	590.00	670.00	427.66		
10 Furnishing of heat, light, power, water, and electricity (service).....	0,000.00	0,000.00	7,523.23		
Rents:					
1100 Rent of buildings and structures.....	10,800.00	15,100.00	14,344.49		
1110 Other rents.....	17,063.00	17,063.00	18,448.75		
11 Total rents.....	27,863.00	32,163.00	32,793.24		
12 Repairs and alterations.....	753,000.00	758,000.00	784,035.90		
13 Special and miscellaneous current expenses.....	11,900.00	11,900.00	11,957.75		
Equipment (includes livestock):					
3000 Passenger-carrying vehicles.....	14,500.00	13,500.00	27,800.16		
3010 Furniture, furnishings, and fixtures.....	34,400.00	34,400.00	48,880.06		
3020 Educational, scientific, and recreational equipment.....	600.00	600.00	651.49		
3050 Other equipment.....	1,310,000.00	1,300,000.00	1,223,270.82		
30 Total equipment.....	1,359,500.00	1,348,500.00	1,300,602.53		
31 Land and interests in land.....		2,100.00			
32 Structures and parts, etc. (other structures).....	4,585,610.00	4,138,060.00	3,847,674.65		
Total.....	10,000,000.00	9,454,305.00	9,340,629.42		
<b>Flood Control, Sacramento River, Calif.—</b>					
Flood control, Sacramento River, California: For prosecuting work of flood control in accordance with the provisions of the flood control act approved March 1, 1917 ( <i>acts Mar. 1, 1917, vol. 39, p. 949; Apr. 15, 1926, vol. 44, p. 292</i> ).....				\$400,000.00	\$400,000.00
	Estimated expenditures, 1928 appropriation	Estimated expenditures, 1927 appropriation	Expended and obligated, 1926		
Field service:					
Total salaries and wages (see consolidated schedule).....	\$290,000.00	\$290,000.00	\$264,123.97		
Deduct expenditures for personal services included in objects named below.....	251,000.00	251,000.00	225,591.85		
Net salaries and wages.....	39,000.00	39,000.00	38,532.12		
0121 Pay of commissioned officers.....	1,038.00	1,038.00	591.88		
0130 Fees, not specified.....	2.00	2.00	.50		
0140 Allowances for quarters, etc.....	350.00	350.00	187.34		
01 Total personal services.....	40,390.00	40,390.00	39,311.84		
Supplies and materials:					
02012 Other stationery.....	198.00	348.00	198.39		
0202 Sundry office supplies.....	127.00	222.00	126.95		
0203 Drafting and artists' supplies.....	22.00	37.00	21.51		
02 Total supplies and materials.....	347.00	607.00	346.85		
03 Subsistence and support of persons (service).....	454.00	794.00	454.50		
05 Telegraph service.....	5.00	5.00	1.08		
06 Travel expenses.....	2,845.00	4,979.60	2,844.68		
07 Transportation of things (service).....	297.00	520.00	296.74		
08 Photographing and making photographs and prints (job work), blue printing.....	5.00	9.00	4.50		
10 Furnishing of heat, light, power, water, and electricity (service).....	113.00	198.00	113.16		
11 Rents (other rents).....	1,180.00	2,065.00	1,179.98		
12 Repairs and alterations.....	80,000.00	125,000.00	95,482.44		
13 Special and miscellaneous current expenses.....	118.00	206.00	117.81		
Equipment (includes livestock):					
3000 Passenger-carrying vehicles.....	446.00	780.00	446.30		
3010 Furniture, furnishings, and fixtures.....	3,688.00	6,454.00	3,687.63		
3020 Educational, scientific, and recreational equipment.....	35.00	59.00	35.34		
3050 Other equipment.....	45,831.00	81,517.00	45,150.57		
30 Total equipment.....	50,000.00	88,810.00	49,319.84		
32 Structures and parts, etc. (other structures).....	224,246.00	462,029.95	240,884.31		
Total.....	400,000.00	725,612.95	430,357.73		



*Estimates of appropriations required for the service of the fiscal year ending June 30, 1928—Continued*

General object (title of appropriation), date of acts, references to Statutes at Large, or to Revised Statutes, and estimated amount required for each detailed object	Estimated expenditures, 1928 appropriation		Estimated expenditures, 1927 appropriation		Expended and obligated, 1926		Total amount to be appropriated under each head of appropriation	Amount appropriated for the fiscal year ending June 30, 1927
Consolidated schedule of field employees paid from river and harbor appropriations								
Field service:								
Salaries and wages—								
Salary range, \$7,500 and over—								
Diver.....	Average—		Average—		Average—			
	No.	Salary	No.	Salary	No.	Salary		
						\$8,880		
Salary range, \$6,000 to \$7,500; average, \$6,750—								
Accountant (service in Federal Power Commission).....	1	\$7,500	1	\$7,500	1	7,500		
Miscellaneous.....						6,960		
Salary range, \$5,200 to \$6,000; average, \$5,600—								
Associate engineers.....	7	5,307	7	5,277	7	5,212		
Assistant engineers.....						5,200		
Electrical engineer.....	1	5,400	1	5,200	1	5,200		
Salary range, \$3,800 to \$5,000; average, \$4,400—								
Commissioners, Mississippi River Commission.....	3	5,000	3	5,000	3	5,000		
Assistant engineers.....	58	4,141	58	4,077	44	4,147		
Cost engineer.....	1	4,200	1	4,200	1	4,100		
Hydroelectric engineers.....	2	4,456	2	4,450	1	5,000		
Chief statistician.....	1	4,200	1	4,000	1	4,000		
Chief clerk.....	1	3,950	1	4,200				
Superintendent.....	1	4,200	1	4,200				
Chief lithographer.....	1	3,800	1	3,800	1	3,800		
Salary range, \$3,300 to \$3,900; average, \$3,600—								
Assistant engineers.....	26	3,581	27	3,601	39	3,473		
Hydroelectric engineer.....	1	3,600	1	3,600				
Junior engineers.....	3	3,300	3	3,300	1	3,300		
Chief clerk.....	1	3,400	1	3,300	1	3,450		
Superintendents.....	3	3,717	3	3,800	2	3,565		
Inspectors, overseers, and foremen.....	4	3,568	5	3,565	2	3,512		
Dredge engineers, masters, mates, and runners.....	4	3,725	4	3,700	1	3,420		
Masters, mates, pilots, steam and gasoline engineers.....	12	3,687	12	3,656	8	3,623		
Mechanical and electrical inspector.....	1	3,500	1	3,300	1	3,300		
Salary range, \$3,000 to \$3,600; average, \$3,300—								
Assistant engineers.....	58	3,274	57	3,264	55	3,233		
Electrical engineer.....	1	3,000	1	3,000		3,000		
Junior engineers.....	8	3,157	8	3,136	9	3,078		
Chief clerks.....	26	3,080	26	3,054	24	3,029		
Superintendents.....	4	3,200	5	3,240	5	3,164		
Inspectors, overseers, and foremen.....	9	3,322	9	3,308	17	3,234		
Dredge engineers, masters, mates, and runners.....	9	3,300	9	3,270	5	3,224		
Masters, mates, pilots, steam and gasoline engineers.....	22	3,236	22	3,423	21	3,244		
Mechanical and electrical inspector.....	1	3,600	1	3,600		3,450		
Draftsmen.....	7	3,066	7	3,000	6	3,000		
Divers.....						3,180		
Mechanics.....	2	3,400	2	3,378		3,244		
Salary range, \$2,700 to \$3,300; average, \$3,000—								
Assistant engineers.....	6	2,889	6	2,779	8	2,735		
Junior engineers.....	29	2,850	32	2,844	33	2,795		
Chief clerks.....	15	2,866	15	2,833	17	2,792		
Superintendents.....	10	3,040	10	3,010	10	2,902		
Clerks.....	5	2,740	5	2,800	1	2,900		
Inspectors, overseers, and foremen.....	40	2,935	45	2,903	20	2,752		
Dredge engineers, masters, mates, and runners.....	10	2,910	9	2,903	9	2,925		
Masters, mates, pilots, steam and gasoline engineers.....	55	3,012	55	3,018	45	3,005		
Enginemen, firemen, and pump men.....	2	2,965	2	2,965	2	2,945		
Surveyors.....	2	2,800	2	2,800	1	2,700		
Draftsman.....	1	2,800	1	2,700	1	2,700		
Master mechanics.....	2	3,000	2	3,000	2	2,700		
Mechanics.....	4	3,075	4	3,013	5	3,051		
Temporary employees.....						2,856		
Salary range, \$2,400 to \$3,000; average, \$2,700—								
Assistant engineer.....	1	2,800	1	2,800	1	2,508		
Statisticians.....	2	2,600	2	2,400	2	2,400		
Junior engineers.....	80	2,636	80	2,594	63	2,530		
Chief clerks.....	5	2,591	5	2,555	6	2,566		
Accountant.....	1	2,500	1	2,400				
Superintendents.....	13	2,638	13	2,585	7	2,538		
Clerks.....	25	2,412	24	2,508	21	2,400		
Inspectors, overseers, and foremen.....	79	2,563	82	2,529	65	2,523		
Dredge engineers, masters, mates, and runners.....	42	2,660	41	2,644	33	2,664		
Masters, mates, pilots, steam and gasoline engineers.....	195	2,656	200	2,628	103	2,659		
Engravers and lithographers.....	4	2,425	4	2,425	1	2,400		
Enginemen, firemen, and pump men.....	25	2,424	30	2,456	19	2,512		
Surveyman and levelman.....	1	2,433	1	2,433	1	2,433		
Surveyor.....	1	2,580	1	2,520		2,680		
Draftsmen.....	12	2,598	12	2,583	9	2,520		
Lockmaster.....	1	2,500	1	2,500	1	2,437		
Storekeeper.....	1	2,700	1	2,700	1	2,454		
Diver.....	1	2,500	1	2,500	1	2,435		
Mechanics.....	10	2,575	10	2,567	4	2,685		
Miscellaneous.....					1	2,812		
Salary range, \$2,100 to \$2,700; average, \$2,400—								
Electrical engineer.....	1	2,200	1	2,200	1	2,200		
Statistician.....	1	2,400	1	2,400	1	2,264		
Junior engineers.....	46	2,354	46	2,329	47	2,285		
Chief clerks.....	1	2,400	1	2,400	1	2,381		
Accountant.....	1	2,300	1	2,200		2,100		
Superintendents.....	3	2,200	2	2,200	3	2,220		
Clerks.....	46	2,284	46	2,246	42	2,185		
Inspectors, overseers, and foremen.....	194	2,259	200	2,257	160	2,147		
Dredge engineers, masters, mates, and runners.....	80	2,341	75	2,362	43	2,278		
Masters, mates, pilots, steam and gasoline engineers.....	200	2,340	270	2,348	227	2,256		
Engravers and lithographers.....	6	2,167	6	2,167	4	2,127		

## Estimates of appropriations required for the service of the fiscal year ending June 30, 1928—Continued

General object (title of appropriation), date of acts, references to Statutes at Large, or to Revised Statutes, and estimated amount required for each detailed object	Estimated expenditures, 1928 appropriation		Estimated expenditures, 1927 appropriation		Expended and obligated, 1926	Total amount to be appropriated under each head of appropriation	Amount appropriated for the fiscal year ending June 30, 1927
Consolidated schedule of field employees paid from river and harbor appropriations—Continued.							
Field service—Continued.	Average—		Average—		Average—		
Salaries and wages—Continued.	No.	Salary	No.	Salary	No.	Salary	
Salary range, \$2,100 to \$2,700; average, \$2,400—Con.	125	\$2,397	130	\$2,177	95	\$2,220	
Enginemen, firemen, and pumpmen.....	2	2,210	2	2,210			
Surveyors.....	10	2,261	12	2,231	7	2,216	
Dam tenders.....	2	2,250	2	2,250	2	2,300	
Radio operators.....	2	2,250	2	2,250	1	2,100	
Lockmasters.....	39	2,494	39	2,451	21	2,495	
Draftsmen.....	23	2,175	24	2,154	24	2,156	
Master mechanic.....	1	2,160	1	2,160	1	2,160	
Steward.....	1	2,128	1	2,128			
Handy men.....	4	2,191	4	2,191			
Mechanics.....	69	2,258	70	2,259	66	2,265	
Temporary employee.....					1	2,329	
Miscellaneous.....	25	2,565	27	2,478	1	2,685	
Salary range, \$1,860 to \$2,400; average, \$2,100—							
Junior engineers.....	23	2,087	24	2,082	16	2,039	
Accountant.....	1	2,100	1	2,100	1	1,860	
Superintendent.....					1	2,400	
Clerks.....	103	2,034	94	2,045	83	2,036	
Inspectors, overseers, and foremen.....	300	2,053	305	2,055	283	2,026	
Dredge engineers, masters, mates, and runners.....	75	2,163	84	2,177	106	1,954	
Masters, mates, pilots, steam and gasoline engi- neers.....	212	2,132	211	2,132	224	2,113	
Engravers and lithographers.....	2	2,040	2	2,040	5	1,959	
Mechanical and electrical inspector.....	1	2,000	1	2,000			
Enginemen, firemen, and pumpmen.....	178	2,126	175	2,117	137	1,898	
Surveyors.....	28	2,004	35	1,995	16	2,055	
Radio operator.....	18	2,149	25	2,137	13	2,027	
Lock masters.....	1	2,088	1	2,088	1	2,060	
Draftsmen.....	31	2,013	30	1,964	25	2,198	
Boatman and seaman.....	20	2,034	23	2,014	22	1,957	
Storekeeper.....	1	1,918	1	1,918	1	1,860	
Stewards.....	1	1,860	1	1,860	1	1,920	
Cooks and helpers.....	15	2,104	15	2,104	4	1,977	
Handy man.....	6	1,938	6	1,918	2	1,860	
Watchman, bridge tender, and ship keeper.....	1	2,020	1	2,020	1	2,020	
Mechanics.....	1	1,860	1	1,860			
Linesman.....	230	2,005	230	2,004	208	2,017	
Laborers.....					1	2,190	
Temporary employees.....	3	1,898	3	1,898	1	2,072	
Miscellaneous.....	100	2,029	95	2,015	59	2,167	
Salary range, \$1,680 to \$2,040; average, \$1,860—	30	2,026	35	1,877	36	2,323	
Junior engineers.....	10	1,842	10	1,842	1	1,680	
Assistant statisticians.....	2	1,720	2	1,720	2	1,740	
Accountants.....	3	1,780	3	1,720	1	1,752	
Superintendent.....					1	1,800	
Clerks.....	90	1,825	90	1,804	89	1,784	
Inspectors, overseers, and foremen.....	185	1,821	185	1,811	121	1,785	
Dredge engineers, masters, mates, and runners.....	56	1,826	60	1,813	57	1,825	
Masters, mates, pilots, steam and gasoline engi- neers.....	106	1,890	10	1,892	126	1,876	
Engravers, lithographers, and transferrers.....	3	1,800	12	1,860	24	1,772	
Surveyors and levelmen.....	30	1,807	30	1,806	23	1,835	
Enginemen, firemen, and pumpmen.....	170	1,831	170	1,825	162	1,809	
Surveyors.....	7	1,982	9	1,947	15	1,916	
Damtenders.....	8	1,800	8	1,800	8	1,800	
Radio operators.....	2	1,980	2	1,980	1	1,902	
Lockmasters.....	75	1,802	71	1,787	54	1,777	
Draftsmen.....	10	1,832	11	1,821	8	1,796	
Lockmen.....	35	1,767	26	1,735	18	1,888	
Boatmen and seamen.....	15	1,730	15	1,730	1	1,800	
Storekeepers.....	3	1,732	3	1,732	1	1,689	
Stewards.....	14	1,854	14	1,841	13	1,788	
Cooks and helpers.....	15	1,786	15	1,782	7	1,830	
Handymen.....	13	1,789	13	1,789	6	1,775	
Mechanics.....	100	1,873	116	1,854	168	1,839	
Mechanics helpers.....	2	1,680	2	1,680	2	1,728	
Chauffeurs.....	4	1,770	4	1,770	2	1,740	
Custodian.....	1	1,740	1	1,740	1	1,800	
Laborers.....	25	1,750	25	1,748	1	1,870	
Temporary employees.....	20	1,740	20	1,740	22	1,740	
Miscellaneous.....	5	1,934	48	1,770	37	2,040	
Salary range, \$1,500 to \$1,860; average, \$1,680—							
Assistant statistician.....	1	1,500			1	1,500	
Accountant.....					1	1,609	
Clerks.....	112	1,638	122	1,635	109	1,638	
Inspectors, overseers, and foremen.....	140	1,729	140	1,712	136	1,638	
Dredge engineers, masters, mates, and runners.....	70	1,565	70	1,565	49	1,695	
Masters, mates, pilots, steam and gasoline engi- neers.....	95	1,663	95	1,666	88	1,655	
Engravers, lithographers, and transferrers.....	2	1,770	2	1,770	2	1,537	
Surveyors and levelmen.....	60	1,672	73	1,673	71	1,652	
Enginemen, firemen, and pumpmen.....	110	1,624	148	1,752	188	1,589	
Surveyors.....	9	1,673	8	1,672	3	1,731	
Damtenders.....	7	1,825	7	1,825	6	1,825	
Radio operators.....	11	1,620	11	1,620			
Draftsmen.....	6	1,696	6	1,646	5	1,799	
Lockmasters.....	20	1,611	21	1,603	23	1,788	
Lockmen.....	62	1,556	76	1,579	71	1,581	
Boatmen and seamen.....	110	1,605	110	1,601	80	1,625	
Storekeepers.....	2	1,710	2	1,650	2	1,667	
Stewards.....	25	1,667	25	1,672	19	1,685	
Cooks and helpers.....	40	1,602	40	1,601	37	1,624	

## Estimates of appropriations required for the service of the fiscal year ending June 30, 1928—Continued

General object (title of appropriation), date of acts, references to Statutes at Large, or to Revised Statutes, and estimated amount required for each detailed object	Total amount to be appropriated under each head of appropriation			Amount appropriated for the fiscal year ending June 30, 1927
Consolidated schedule of field employees paid from river and harbor appropriations—Continued				
	Estimated expenditures, 1928 appropriation	Estimated expenditures, 1927 appropriation	Expended and obligated, 1926	
Field service—Continued.				
Salaries and wages—Continued.				
Salary range, \$1,500 to \$1,860; average, \$1,680—Con.	Average—	Average—	Average—	
	No. 1 Salary	No. 1 Salary	No. 1 Salary	
Messenger.....	1 \$1,620	1 \$1,560	1 \$1,500	
Handy men.....	25 1,592	25 1,575	20 1,608	
Mechanics.....	112 1,631	126 1,633	128 1,644	
Mechanics' helpers.....	30 1,553	30 1,553	24 1,627	
Chauffeurs.....	4 1,545	3 1,600	2 1,531	
Custodian.....			1 1,572	
Laborers.....	20 1,591	20 1,585	6 1,587	
Temporary employees.....	145 1,533	145 1,535	158 1,585	
Miscellaneous.....	90 1,609	90 1,748	87 1,572	
Salary range, \$1,320 to \$1,680; average, \$1,500—				
Clerks.....	170 1,417	170 1,425	155 1,365	
Inspectors, overseers, and foremen.....	77 1,450	81 1,445	86 1,468	
Dredge engineers, masters, mates, and runners.....	27 1,415	27 1,410	54 1,472	
Masters, mates, pilots, steam and gasoline engineers.....	64 1,469	67 1,475	63 1,565	
Survey men and levelmen.....	40 1,443	43 1,446	56 1,474	
Engineers, firemen, and pump men.....	306 1,383	290 1,368	246 1,433	
Draftsmen.....	4 1,464	4 1,470	4 1,426	
Radio operators.....			3 1,320	
Lockmasters.....	35 1,417	38 1,368	38 1,435	
Lockmen.....	375 1,520	360 1,494	318 1,523	
Boatmen and seamen.....	246 1,391	200 1,387	118 1,406	
Storekeepers.....	5 1,488	5 1,476	4 1,460	
Stewards.....	11 1,509	9 1,505	12 1,503	
Cooks and helpers.....	109 1,440	109 1,434	130 1,448	
Messenger.....			1 1,360	
Handy men.....	16 1,344	16 1,341	19 1,486	
Watchmen, bridge tenders, and ship keepers.....	62 1,423	40 1,399	30 1,440	
Mechanics.....	42 1,485	46 1,466	61 1,419	
Mechanics' helpers.....	6 1,483	6 1,485	4 1,680	
Chauffeurs.....	9 1,480	9 1,480	8 1,450	
Linemen.....	63 1,384	55 1,384	35 1,320	
Janitor.....	1 1,380	1 1,380	1 1,320	
Telephone operators.....	2 1,440	1 1,440	1 1,440	
Laborers.....	102 1,456	102 1,456	112 1,445	
Temporary employees.....	221 1,508	286 1,506	391 1,507	
Miscellaneous.....	148 1,653	154 1,680	110 1,547	
Salary range, \$1,140 to \$1,500; average, \$1,320—				
Junior engineers.....			1 1,260	
Clerks.....	61 1,267	57 1,258	43 1,225	
Inspectors, overseers, and foremen.....	65 1,268	57 1,264	44 1,154	
Dredge engineers, masters, mates, and runners.....	10 1,319	10 1,313	12 1,378	
Masters, mates, pilots, steam and gasoline engineers.....	20 1,338	18 1,349	39 1,317	
Survey men and level men.....	25 1,280	30 1,281	43 1,378	
Engineers, firemen, and pumpmen.....	336 1,269	335 1,267	384 1,241	
Draftsmen.....	1 1,320	1 1,200	2 1,194	
Lock masters.....	36 1,228	35 1,211	28 1,222	
Lockmen.....	68 1,249	70 1,236	108 1,314	
Boatmen and seamen.....	433 1,270	419 1,263	330 1,233	
Storekeepers.....	5 1,312	6 1,310	2 1,315	
Stewards.....	8 1,270	7 1,271	27 1,354	
Cooks and helpers.....	85 1,258	79 1,263	68 1,334	
Messengers.....	8 1,237	8 1,230	8 1,201	
Gauge reader.....			1 1,158	
Handy men.....	20 1,308	24 1,243	36 1,233	
Watchmen, bridgetenders, and shipkeepers.....	76 1,233	79 1,241	66 1,214	
Mechanics.....	10 1,250	10 1,248	19 1,281	
Mechanics' helpers.....	12 1,238	15 1,237	22 1,246	
Chauffeurs.....	2 1,230	2 1,230	12 1,210	
Linesmen.....		1 1,260	13 1,231	
Janitors.....	4 1,185	4 1,185	2 1,215	
Telephone operators.....	2 1,140	2 1,140	3 1,180	
Laborers.....	134 1,287	134 1,276	200 1,230	
Temporary employees.....	318 1,290	318 1,291	389 1,267	
Miscellaneous.....	435 1,396	410 1,413	301 1,272	
Salary range, \$1,020 to \$1,260; average, \$1,140—				
Clerks.....	3 1,135	3 1,115	9 1,085	
Inspectors, overseers, and foremen.....	3 1,200	2 1,140	6 1,131	
Dredge engineers, masters, mates, and runners.....			15 1,085	
Masters, mates, pilots, steam and gasoline engineers.....	9 1,106	9 1,106	18 1,079	
Survey men and level men.....	2 1,200	2 1,200	1 1,038	
Engineers, firemen, and pumpmen.....	124 1,187	128 1,192	227 1,171	
Draftsmen.....	2 1,150	2 1,090		
Lockmaster.....	11 1,189	11 1,140	11 1,129	
Lockmen.....	22 1,060	22 1,060	20 1,063	
Boatmen and seamen.....	495 1,115	406 1,126	261 1,133	
Steward.....			1 1,060	
Cooks and helpers.....	86 1,095	85 1,084	46 1,089	
Messengers.....	6 1,170	6 1,165	6 1,134	
Handy men.....	8 1,090	9 1,071	7 1,095	
Watchmen, bridgetenders, and shipkeepers.....	32 1,119	32 1,104	33 1,131	
Mechanics.....	1 1,200	1 1,200	10 1,031	
Mechanics' helpers.....	1 1,080	1 1,080	1 1,109	
Chauffeur.....			1 1,020	
Linesman.....			1 1,053	
Janitors.....			2 1,100	
Laborers.....	247 1,141	255 1,135	434 1,127	
Temporary employees.....	798 1,117	753 1,117	760 1,196	
Miscellaneous.....	430 1,241	550 1,207	550 1,181	

## Estimates of appropriations required for the service of the fiscal year ending June 30, 1928—Continued

General object (title of appropriation), date of acts, references to Statutes at Large, or to Revised Statutes, and estimated amount required for each detailed object	Total amount to be appropriated under each head of appropriation		Amount appropriated for the fiscal year ending June 30, 1927
Consolidated schedule of field employees paid from river and harbor appropriations—Continued			
	Estimated expenditures, 1928 appropriation	Estimated expenditures, 1927 appropriation	Expended and obligated, 1926
Field service—Continued.			
Salaries and wages—Continued.			
Salary range, \$900 to \$1,140; average, \$1,020—	Average— No. 1 Salary \$918	Average— No. 1 Salary \$918	Average— No. 1 Salary \$915
Clerks.....	9 969	8 962	6 1,004
Inspectors, overseers, and foremen.....			1 1,112
Masters, mates, pilots, steam and gasoline engineers.....			2 1,042
Surveyors and levelmen.....		1 1,080	59 1,058
Enginemen, firemen, and pumpmen.....	33 1,050	34 1,048	1 1,080
Draftsman.....	1 1,140	1 1,140	30 1,037
Lockmasters.....	22 1,124	22 1,124	71 997
Lockmen.....	67 1,034	75 1,032	589 1,006
Boatmen and seamen.....	164 1,007	184 991	140 971
Cooks and helpers.....	125 993	130 988	3 1,000
Messengers.....	3 1,040	3 1,020	1 1,089
Handymen.....			47 984
Watchmen, bridge tenders, and ship keepers.....	63 994	62 995	1 1,070
Mechanics.....	1 1,020	1 1,020	1 971
Mechanics, helpers.....	1 960	1 960	1 900
Chauffeur.....			2 1,008
Janitors.....	2 1,008	2 1,008	2 963
Telephone operator.....	2 990	2 990	394 1,045
Laborers.....	338 1,045	490 1,054	2,033 1,033
Temporary employees.....	2,970 1,047	2,929 1,046	348 928
Miscellaneous.....	405 922	417 1,025	
Salary range, \$780 to \$1,020; average, \$900—			
Clerks.....			2 868
Inspectors, overseers, and foremen.....			15 879
Enginemen, firemen, and pumpmen.....	2 930	1 1,020	1 927
Lockmen.....	1 900	1 900	16 844
Boatmen and seamen.....	22 911	22 911	74 1,020
Cooks and helpers.....	113 922	130 920	156 887
Messenger.....	1 900		
Handymen.....	3 860	3 860	3 836
Watchmen, bridge tenders, and ship keepers.....	13 861	12 862	8 862
Charwoman and laundress.....	1 780	1 780	1 840
Laborers.....	75 847	167 854	103 850
Temporary employees.....	951 905	803 952	1,583 854
Miscellaneous.....	85 1,082	120 994	89 990
Salary range, \$600 to \$780; average, \$690—			
Clerk.....	1 780	1 750	1 601
Inspector, overseer, and foreman.....	1 680	1 680	1 600
Engineman, fireman, and pumpman.....			1 780
Boatmen and seamen.....			3 780
Cooks and helpers.....	2 690	2 690	6 711
Messengers.....	2 705	3 660	2 682
Watchmen, bridge tenders, and ship keepers.....	1 720	1 720	2 746
Charwomen and laundress.....	2 690	2 660	2 677
Telephone operators.....	1 660	1 660	1 618
Laborers.....	78 714	112 715	127 700
Temporary employees.....	381 692	381 692	255 702
Salary range, \$420 to \$600; average, \$510—			
Cooks and helpers.....			1 600
Messengers.....			1 585
Telephone operator.....	1 420	1 420	1 420
Laborers.....	6 590	6 590	8 553
Temporary employees.....	12 473	11 478	6 600
Salary range, \$240 to \$420; average, \$330—			
Boatmen and seamen.....	2 300	2 300	1 318
Gauge reader.....	8 285	8 285	10 279
Charwoman and laundress.....			1 240
Laborers.....	60 309	70 318	42 299
Salary range, \$120 to \$240; average, \$180—			
Gauge reader.....	32 174	32 174	33 173
Total average number of employees.....	18,290	18,585	18,071
Total salaries and wages, field service.....	26,278,318.13	26,758,717.13	24,950,340.10
Deduct allowances for subsistence, lodging, etc.....	4,382,796.00	4,458,938.00	3,899,470.25
01 Total personal services, cash payment.....	21,895,522.13	22,299,779.13	21,050,869.85
The difference between 1928 and 1927 is due to—			
Decrease in force.....	\$428,007		
Increase in salaries.....	74,350		
Net decrease.....	354,257		
The salaries and wages in the foregoing schedule are distributed to appropriations as follows:			
Maintenance and improvement of existing river and harbor works.....	13,643,191.00	14,042,589.00	13,084,625.73
Examinations, surveys, and contingencies of rivers and harbors.....	202,994.00	250,568.00	193,280.90
Flood control, Mississippi River.....	3,533,295.00	3,463,295.00	3,193,838.06
Flood control, Sacramento River, Calif.....	290,000.00	290,000.00	264,123.97
Removing obstructions in Mississippi, Atchafalaya, and Old Rivers.....	69,475.00	69,475.00	54,884.58
Operating snag and dredge boats on upper Mississippi, Illinois, and Minnesota Rivers.....	15,800.00	14,300.00	11,986.87
Maintenance of channel, South Pass, Mississippi River.....	47,702.13	47,702.13	53,597.90

*Estimates of appropriations required for the service of the fiscal year ending June 30, 1928—Continued*

General object (title of appropriation), date of acts, references to Statutes at Large, or to Revised Statutes, and estimated amount required for each detailed object				Total amount to be appropriated under each head of appropriation	Amount appropriated for the fiscal year ending June 30, 1927
<i>Consolidated schedule of field employees paid from river and harbor appropriations—Continued</i>					
	Estimated expenditures, 1928 appropriation	Estimated expenditures, 1927 appropriation	Expended and obligated, 1926		
The salaries and wages in the foregoing schedule are distributed to appropriations as follows—Continued.					
Examinations and surveys at South Pass, Mississippi River.....	<i>Average—</i> No.      Salary \$7,398.00	<i>Average—</i> No.      Salary \$7,398.00	<i>Average—</i> No.      Salary \$8,312.36		
Gauging waters of the Mississippi River and its tributaries.....	6,550.00	6,550.00	6,405.70		
Operating snag boats on the Ohio River.....	26,000.00	26,000.00	24,876.02		
Operating and care of canals and other works of navigation.....	3,600,000.00	3,600,000.00	3,597,666.31		
Removing sunken vessels or craft obstructing or endangering navigation.....	15,500.00	22,285.00	20,887.69		
Funds contributed for river and harbor improvements (miscellaneous).....	96,887.00	108,887.00	186,812.94		
Funds contributed for flood control, Mississippi River.....	340,730.00	350,730.00	349,570.82		
Total, as per foregoing schedule.....	21,895,522.13	22,299,779.13	21,050,869.85		
Total, rivers and harbors, annual appropriations.....				\$60,850,000.00	\$60,600,000.00
PERMANENT SPECIFIC APPROPRIATIONS					
Removing Obstructions in Mississippi, Atchafalaya, and Old Rivers.....				100,000.00	100,000.00
Operating Snag and Dredge Boats on Upper Mississippi, Illinois, and Minnesota Rivers.....				25,000.00	25,000.00
That for the purpose of securing the uninterrupted work of operating snag boats on the upper Mississippi River, and of removing snags, wrecks, and other obstructions in the Mississippi River, the Secretary of War, upon the application of the Chief of Engineers, is hereby authorized to draw his warrant or requisition from time to time upon the Secretary of the Treasury for such sums as may be necessary to do such work, not to exceed in the aggregate for each year the amounts appropriated in this act for such purposes: <i>Provided, however, That an itemized statement of such expenses shall accompany the annual report of the Chief of Engineers.</i>					
That the annual appropriation for operating snag boats on the upper Mississippi River, made by section 7 of the act of August 11, 1888, entitled "An act making appropriations for the construction, repair, and preservation of certain public works on rivers and harbors, and for other purposes," is hereby made available for similar purposes on the Illinois River, from its mouth to Copperas Creek.					
The permanent annual appropriation for the removal of snags in the Mississippi River, under the river and harbor act of August 11, 1888, shall be available for the removal of snags and other floating and sunken obstructions in the Atchafalaya and Old Rivers from the junction with the Mississippi and Red Rivers down the Atchafalaya River as far as Melville, Louisiana, and so much of said appropriation as the Secretary of War may deem necessary may be expended for such removal.					
That the annual appropriation for operating snag boats on the upper Mississippi River, made by section 7 of the river and harbor act of August 11, 1888, is hereby made available for similar purposes on the Minnesota River, and other tributaries of the upper Mississippi River now or heretofore improved by the United States ( <i>acts Aug. 11, 1888, vol. 25, p. 424; Mar. 2, 1907, vol. 34, p. 1102; Mar. 3, 1909, vol. 35, p. 817</i> ).					
	Estimated expenditures, 1928 appropriation	Estimated expenditures, 1927 appropriation	Expended and obligated, 1926		
REMOVING OBSTRUCTIONS IN MISSISSIPPI, ATCHAFALAYA, AND OLD RIVERS					
Field service:					
01 Total salaries and wages (see consolidated schedule).....	\$69,475.00	\$69,475.00	\$54,884.58		
Supplies and materials:					
0200 Stationery and office supplies.....	40.00	40.00	57.98		
0210 Medical and hospital supplies.....	60.00	60.00	67.00		
0220 Scientific and educational supplies.....	100.00	100.00	107.62		
0230 Fuel.....	17,000.00	17,000.00	19,290.49		
0240 Wearing apparel and sewing supplies.....	60.00	60.00	68.64		
0260 Provisions.....	6,400.00	6,400.00	9,315.37		
0280 Sundry supplies.....	1,000.00	1,000.00	2,292.62		
0290 Materials.....	1,000.00	1,000.00	3,773.31		
02 Total supplies and materials.....	25,660.00	25,660.00	34,973.03		

*Estimates of appropriations required for the service of the fiscal year ending June 30, 1928—Continued*

General object (title of appropriation), date of acts, references to Statutes at Large, or to Revised Statutes, and estimated amount required for each detailed object	Total amount to be appropriated under each head of appropriation	Amount appropriated for the fiscal year ending June 30, 1927
--	--	--

*Operating Snag and Dredge Boats on Upper Mississippi, Illinois, and Minnesota Rivers—Continued.*

	Estimated expenditures, 1928 appropriation	Estimated expenditures, 1927 appropriation	Expended and obligated, 1926
<b>REMOVING OBSTRUCTIONS IN MISSISSIPPI, ATCHAFALAYA, AND OLD RIVERS—continued</b>			
Communication service:			
0500 Telegraph service.....	\$20.00	\$20.00	\$22.52
0510 Telephone service.....	50.00	50.00	67.35
0520 Other communication service (postage and post-office box rent).....	20.00	20.00	24.75
05 Total communication service.....	90.00	90.00	114.62
06 Travel expenses.....	350.00	350.00	412.10
10 Furnishing of heat, light, power, water, and electricity (service).....	5.00	5.00	1.79
12 Repairs and alterations.....	3,000.00	3,000.00	4,288.27
13 Special and miscellaneous current expenses.....	100.00	100.00	160.80
Equipment:			
3010 Furniture, furnishings, and fixtures.....	320.00	320.00	814.44
3050 Other equipment.....	1,000.00	1,000.00	1,597.82
30 Total equipment.....	1,320.00	1,320.00	2,412.26
Total.....	100,000.00	100,000.00	97,247.45
<b>OPERATING SNAG AND DREDGE BOATS ON UPPER MISSISSIPPI, ILLINOIS, AND MINNESOTA RIVERS</b>			
Field service:			
Salaries and wages (see consolidated schedule).....	15,800.00	14,300.00	11,986.87
Deduct expenditures for personal services included in objects named below.....	800.00	800.00	910.23
01 Total personal services.....	15,000.00	13,500.00	11,076.64
Supplies and materials:			
0230 Fuel.....	3,500.00	2,500.00	2,062.57
0280 Sundry supplies.....	500.00	500.00	628.61
02 Total supplies and materials.....	4,000.00	3,000.00	2,691.18
03 Subsistence and support of persons (service).....	3,000.00	2,500.00	1,682.53
11 Rents.....	1,000.00	5,000.00	2,875.40
12 Repairs and alterations.....	2,000.00	1,000.00	1,064.93
Total.....	25,000.00	25,000.00	19,390.68

*Maintenance of Channel, South Pass, Mississippi River—*

The act of Congress approved June 6, 1900 (31 Stat., p. 585, sec. 3), provides that the Secretary of War is hereby authorized, in his discretion, to terminate the contract heretofore entered into with the late James B. Eads for the maintenance of the channel through the South Pass of the Mississippi River, in pursuance of an act of Congress approved March 3, 1875, \* \* \* and of an act of Congress approved June 19, 1878, \* \* \* and of an act of Congress approved March 3, 1879, \* \* \*. In case of the termination of said contract by virtue of the provisions hereof or by expiration of said contract, the Secretary of War is hereby directed to take charge of said channel, including the jetties, and all auxiliary works connected therewith, and thereafter to maintain with the utmost efficiency said South Pass Channel; and for that purpose he is hereby authorized to draw his warrant from time to time on the Treasurer of the United States, until otherwise provided for by law, for such sums of money as may be necessary, not to exceed in the aggregate for any one year \$100,000 \* \* \* (acts June 6, 1900, vol. 31, p. 585; June 13, 1902, vol. 32, p. 340)

\$100,000.00

\$100,000.00

	Estimated expenditures, 1928 appropriation	Estimated expenditures, 1927 appropriation	Expended and obligated, 1926
Field service:			
01 Total salaries and wages (see consolidated schedule).....	\$47,702.13	\$47,702.13	\$53,597.90
Deduct expenditures for personal services included in objects named below.....	47,702.13	47,702.13	53,597.90
12 Repairs and alterations.....	85,000.00	85,000.00	84,014.33
32 Other structures.....	15,000.00	15,000.00	15,985.67
Total.....	100,000.00	100,000.00	100,000.00

*Estimates of appropriations required for the service of the fiscal year ending June 30, 1928—Continued*

General object (title of appropriation), date of acts, references to Statutes at Large, or to Revised Statutes, and estimated amount required for each detailed object				Total amount to be appropriated under each head of appropriation	Amount appropriated for the fiscal year ending June 30, 1927
<b>Examinations and Surveys of South Pass, Mississippi River—</b> The provisions of the act of March 3, 1875, and of the act of August 11, 1888, with regard to examinations and surveys of South Pass, mouth of the Mississippi River, shall remain in force as fully as though they were herein reenacted in express terms, notwithstanding the termination of the contract with the late James B. Eads and associates ( <i>acts Mar. 3, 1875, vol. 18, p. 464; Aug. 11, 1888, vol. 25, p. 424; June 13, 1902, vol. 32, p. 340</i> )				\$10,000.00	\$10,000.00
	Estimated expenditures, 1928 appropriation	Estimated expenditures, 1927 appropriation	Expended and obligated, 1926		
01 Field service:					
Total salaries and wages (see consolidated schedule)	\$7,398.00	\$7,398.00	\$8,312.36		
Deduct expenditures for personal services included in objects named below	7,398.00	7,398.00	8,312.36		
32 Nonstructural improvements	10,000.00	10,000.00	9,427.84		
Total	10,000.00	10,000.00	9,427.84		
<b>Gauging Waters of the Mississippi River and its Tributaries—</b> For the purpose of securing the uninterrupted gauging of the waters of the Mississippi River and its tributaries, as provided for in joint resolution of 21st of February, 1871, upon the application of the Chief of Engineers, the Secretary of War is hereby authorized to draw his warrant or requisition from time to time upon the Secretary of the Treasury for such sums as may be necessary to do such work, not to exceed in the aggregate for each year the sum of \$9,600: <i>Provided, however, That an itemized statement of said expenses shall accompany the annual report of the Chief of Engineers (acts Aug. 11, 1888, vol. 25, p. 424; June 13, 1902, vol. 32, p. 374)</i>				9,600.00	9,600.00
	Estimated expenditures, 1928 appropriation	Estimated expenditures, 1927 appropriation	Expended and obligated, 1926		
Field service—					
Total salaries and wages (see consolidated schedule)	\$6,550.00	\$6,550.00	\$6,405.70		
Deduct expenditures for personal services included in objects named below	300.00	300.00	347.50		
01 Total personal services	6,250.00	6,280.00	6,058.20		
Supplies and materials:					
0201 Stationery	20.00	20.00	12.50		
02011 Printed forms and letterheads	400.00	400.00	347.50		
0220 Scientific and educational supplies	75.00	75.00	76.55		
0230 Fuel	225.00	225.00	221.68		
0260 Provisions	1,000.00	1,000.00	920.43		
0280 Sundry supplies	75.00	75.00	78.76		
02 Total supplies and materials	1,795.00	1,795.00	1,657.42		
05 Communication supplies (telephone)	10.00	10.00	9.30		
06 Travel expenses	50.00	50.00	14.60		
07 Transportation of things (service)	5.00	5.00	1.70		
11 Rent of buildings and structures	700.00	700.00	1,048.00		
12 Repairs and alterations	500.00	500.00	660.78		
13 Special and miscellaneous current expenses	280.00	290.00			
Total	9,600.00	9,600.00	9,450.00		
<b>Operating Snag Boats on the Ohio River—</b> For the purpose of securing the uninterrupted work of operating snag boats on the Ohio River and removing snags, wrecks, and other obstructions in said river, the Secretary of War, upon the application of the Chief of Engineers, is hereby authorized to draw his warrant or requisition from time to time upon the Secretary of the Treasury for such sums as may be necessary to do such work, not to exceed in the aggregate for each year the sum of \$25,000: <i>Provided, however, That an itemized statement of said expenses shall accompany the annual report of the Chief of Engineers.</i> Section 13 of "An act making appropriations for the construction, repair, and preservation of certain public works on rivers and harbors, and for other purposes," approved September 19, 1890, is hereby amended by inserting the words "fifty thousand dollars" in lieu of the words "twenty-five thousand dollars" therein contained ( <i>acts Sept. 19, 1890, vol. 26, p. 455; June 3, 1896, vol. 29, p. 234</i> )				50,000.00	50,000.00

*Estimates of appropriations required for the service of the fiscal year ending June 30, 1928—Continued*

General object (title of appropriation), date of acts, references to Statutes at Large, or to Revised Statutes, and estimated amount required for each detailed object				Total amount to be appropriated under each head of appropriation	Amount appropriated for the fiscal year ending June 30, 1927
<i>Operating Snag Boats on the Ohio River—Continued.</i>					
	Estimated expenditures, 1928 appropriation	Estimated expenditures, 1927 appropriation	Expended and obligated, 1926		
Field service:					
01 Total salaries and wages (see consolidated schedule) .	\$26,000.00	\$26,000.00	\$24,876.02		
Supplies and materials:					
0200 Stationery and office supplies .	150.00	150.00	132.61		
0230 Fuel .	4,000.00	4,000.00	3,615.49		
0260 Provisions .	6,000.00	6,000.00	4,940.60		
0270 Explosives .	1,000.00	1,000.00	638.40		
0280 Sundry supplies .	4,200.00	4,200.00	3,025.17		
02 Total supplies and materials .	15,350.00	15,350.00	12,352.27		
Communication service:					
0510 Telephone service .	195.00	195.00	48.78		
0520 Postal Service .	5.00	5.00	5.00		
05 Total communication service .	200.00	200.00	53.78		
06 Travel expenses .	100.00	100.00	52.84		
07 Transportation of things (service) .	200.00	200.00	194.85		
12 Repairs and alterations .	7,000.00	7,000.00	6,691.46		
Special and miscellaneous current expenses:					
1373 Laundry service .	350.00	350.00	302.65		
1380 Special and miscellaneous expenses (not elsewhere classified) .	300.00	300.00	332.97		
13 Total special and miscellaneous current expenses .	650.00	650.00	635.62		
Equipment:					
3010 Furniture, furnishings, and fixtures .	300.00	300.00	269.89		
3050 Other equipment .	200.00	200.00	136.00		
30 Total equipment .	500.00	500.00	405.89		
Total .	50,000.00	50,000.00	45,262.73		
<i>Permanent International Commission of Congresses of Navigation—</i>					
That the sum of \$3,000 a year is hereby appropriated, out of any money in the Treasury not otherwise appropriated, for the support and maintenance of the Permanent International Commission of the Congresses of Navigation and for the payment of the actual expenses of the properly accredited national delegates of the United States to the meetings of the congresses and of the commission ( <i>act June 28, 1902, vol. 32, p. 485</i> ) .				\$3,000.00	\$3,000.00
	Estimated expenditures, 1928 appropriation	Estimated expenditures, 1927 appropriation	Expended and obligated, 1926		
02 Stationery and office supplies .	\$50.00	\$50.00	\$21.83		
Communication service:					
0500 Telegraph service .	5.00	5.00	1.64		
0521 Postage .	5.00	5.00			
05 Total, communication service .	10.00	10.00	1.64		
Travel expenses:					
0601 Railway fares .	70.00	70.00	7.90		
0602 Water transportation .	1,000.00	1,000.00	301.00		
0620 Mileage .	100.00	100.00	126.25		
0630 Per diem in lieu of subsistence .	450.00	450.00	130.60		
06 Total, travel expenses .	1,620.00	1,620.00	565.75		
Transportation of things (service):					
0700 Freight .	50.00	50.00	4.66		
0730 Local drayage .	20.00	20.00	1.80		
07 Total, transportation of things .	70.00	70.00	6.46		
08 Stenographic work, typewriting, etc .	250.00	250.00	39.37		
22 Contributions to international organizations .	1,000.00	1,000.00	1,000.00		
Total .	3,000.00	3,000.00	1,635.05		



General object (title of appropriation), date of acts, references to Statutes at Large, or to Revised Statutes, and estimated amount required for each detailed object

Amount appropriated for  
the fiscal year ending  
June 30, 1927

*Operating and Care of Canals and Other Works of Navigation—*

That no tolls or operating charges whatever shall be levied upon or collected from any vessel, dredge, or other water craft for passing through any lock, canal, canalized river, or other work for the use and benefit of navigation, now belonging to the United States or that may be hereafter acquired or constructed; and for the purpose of preserving and continuing the use and navigation of said canals and other public works without interruption the Secretary of War, upon the recommendation of the Chief of Engineers, United States Army, is hereby authorized to draw his warrant or requisition from time to time upon the Secretary of the Treasury to pay the actual expenses of operating, maintaining, and keeping said works in repair, which warrants or requisitions shall be paid by the Secretary of the Treasury out of any money in the Treasury not otherwise appropriated (acts July 5, 1884, vol. 23, p. 147; Mar. 3, 1909, vol. 35, p. 818) -----

**\$5, 000, 000. 00**

	Estimated expenditures, 1928 appro- priation	Estimated expenditures, 1927 appro- priation	Expended and obligated, 1928
Field service:			
Total salaries and wages (see consolidated sched- ule)	\$3,600,000.00	\$3,600,000.00	\$3,597,666.31
Deduct expenditures for personal services included in objects named below	1,130,000.00	1,140,000.00	1,114,343.67
01 Total personal services	2,470,000.00	2,460,000.00	2,483,322.64
Supplies and materials:			
0200 Stationery and office supplies	10,728.00	9,028.00	9,522.78
0201 Stationery	1,025.00	1,025.00	984.00
02011 Printed forms and letter heads	400.00	400.00	398.19
02012 Other stationery	1,590.00	1,590.00	1,731.68
0210 Medical and hospital supplies	795.00	863.00	887.62
0220 Scientific and educational supplies	280.00	275.00	168.23
0230 Fuel	180,490.00	178,800.00	180,724.38
0240 Wearing apparel and sewing supplies	400.00	425.00	417.29
0260 Provisions	84,000.00	84,750.00	83,877.30
0270 Powder, projectiles, etc.	2,080.00	2,350.00	812.64
0280 Sundry supplies	119,270.00	116,445.00	116,895.12
0290 Materials	43,250.00	42,200.00	44,647.94
02 Total supplies and materials	444,278.00	437,951.00	440,412.87
03 Subsistence and support of persons (service)	1,960.00	2,010.00	1,681.32
04 Subsistence and care of animals and storage and care of vehicles (service)	100.00	100.00	65.66
Communication service:			
0500 Telegraph service	412.00	357.00	276.33
0510 Telephone service	28,327.00	26,367.00	27,900.88
0520 Other communication service	950.00	950.00	892.26
05 Total communication service	29,689.00	27,674.00	28,969.47
06 Travel expenses	18,260.00	17,645.00	18,879.64
07 Transportation of things (service)	37,470.00	34,885.00	35,703.00
Printing, binding, engraving, etc.:			
0810 Lithographing, engraving, and engrossing	175.00	175.00	151.07
0820 Stenographic work, typewriting, and duplicat- ing work, etc.	300.00	300.00	263.43
0830 Photographing and making photographs and prints	3,215.00	3,115.00	3,235.51
08 Total printing, binding, engraving, etc.	3,690.00	3,590.00	3,650.01
09 Advertising and publication of notices (service)	505.00	495.00	321.80
10 Furnishing of heat, light, power, water, and elec- tricity (service)	26,150.00	27,500.00	26,609.30
Rents:			
1100 Rent of buildings and structures	25,540.00	25,540.00	25,592.35
1110 Other rents	15,200.00	15,100.00	13,137.46
11 Total rents	40,740.00	40,640.00	38,729.80
12 Repairs and alterations	974,276.00	792,323.00	1,086,358.10
13 Special and miscellaneous current expenses	275,832.00	268,682.00	266,812.14
Equipment:			
3000 Passenger-carrying vehicles	2,750.00	2,750.00	4,212.18
3010 Furniture, furnishings, and fixtures	21,265.00	21,205.00	21,956.96
3020 Educational, scientific, and recreational equipment	735.00	785.00	622.38
3050 Other equipment	452,450.00	450,810.00	443,731.25
30 Total equipment	477,200.00	475,550.00	470,522.79
31 Land and interests in land			.95
Structures and parts, etc.:			
3210 Other structures	379,115.00	381,115.00	370,326.97
3220 Nonstructural improvements	18,735.00	26,840.00	8,690.83
32 Total structures and parts, etc.	397,850.00	408,955.00	379,028.80
Total	5,200,000.00	5,000,000.00	5,294,068.29

*Estimates of appropriations required for the service of the fiscal year ending June 30, 1928—Continued*

General object (title of appropriation), date of acts, references to Statutes at Large, or to Revised Statutes, and estimated amount required for each detailed object				Total amount to be appropriated under each head of appropriation	Amount appropriated for the fiscal year ending June 30, 1927
<b>Removing Sunken Vessels or Craft Obstructing or Endangering Navigation—</b> Indefinite appropriations for removal of obstructions to navigation ( <i>acts June 14, 1880, vol. 21, p. 197; Mar. 3, 1899, vol. 30, p. 1154; June 13, 1902, vol. 32, p. 375</i> )				\$200,000.00	\$140,000.00
	Estimated expenditures, 1928 appropriation	Estimated expenditures, 1927 appropriation	Expended and obligated, 1926		
Field service:					
Total salaries and wages (see consolidated schedule)	\$15,500.00	\$22,285.00	\$20,887.69		
Deduct expenditures for personal services included in objects named below	5,120.00	10,455.00	7,696.22		
01 Total personal services	10,380.00	11,830.00	13,191.47		
Supplies and materials:					
0200 Stationery and office supplies	5.00	35.00	19.61		
0230 Fuel	500.00	685.00	1,765.88		
0260 Provisions	75.00	575.00	917.97		
0270 Powder, projectiles, etc.			663.86		
0280 Sundry supplies	70.00	210.00	247.59		
0290 Materials		20.00	71.28		
02 Total supplies and materials	650.00	1,525.00	3,686.19		
03 Subsistence and support of persons (service)	165.00	177.00	173.79		
Communication service:					
0500 Telegraph service	52.00	55.00	58.01		
0510 Telephone service	15.00	42.00	20.19		
05 Total communication service	67.00	97.00	78.20		
06 Travel expenses	386.00	570.00	435.66		
07 Transportation of things		300.00	1,056.46		
Printing, binding, etc.:					
0820 Stenographic work, typewriting, and duplicating work, etc.	10.00	10.00	9.00		
0830 Photographing and making photographs and prints	2.00	12.00	3.39		
08 Total printing, binding, etc.	12.00	22.00	12.39		
09 Advertising and publication of notices (service)	205.00	205.00	260.98		
10 Furnishing of heat, light, power, water and electricity (service)	120.00	120.00	133.79		
Rent:					
1100 Rent of buildings and structures	125.00	125.00	3,589.01		
1110 Other rents		182.00	635.50		
11 Total rents	125.00	307.00	4,224.51		
12 Repairs and alterations	2,710.00	2,840.00	932.55		
13 Special and miscellaneous current expenses	1,337.00	1,782.00	4,720.10		
30 Other equipment	16,200.00	16,210.00	16,836.86		
Structures and parts, etc.:					
3210 Other structures	3,700.00	3,700.00	3,733.35		
3220 Nonstructural improvements	163,944.00	213,923.00	133,914.21		
32 Total structures and parts, etc.	167,644.00	217,623.00	137,647.66		
53 Miscellaneous refunds, other than taxes or duties not specified			622.26		
Total	200,000.00	253,608.00	184,012.77		
Total permanent specific and indefinite appropriations for rivers and harbors under Corps of Engineers				5,697,600.00	5,437,600.00
SPECIAL FUNDS					
Funds Contributed for River and Harbor Improvements—					
Indefinite appropriation of the amounts received and covered into the Treasury as contributions by citizens in certain localities for river and harbor improvements as provided in various acts of Congress.					
Maintenance and Operation of Dams and Other Improvements of Navigable Waters—					
Indefinite appropriation of 50 per cent of receipts from certain licenses under the Federal water power act to be received and appropriated as a special fund in the Treasury for expenditure under the direction of the Secretary of War in the maintenance and operation of dams and other navigation structures owned by the United States or for other improvements of navigable waters ( <i>act June 10, 1920, vol. 41, p. 1073</i> ).					
Total, rivers and harbors, including permanent specific, indefinite, and special funds				66,547,600.00	66,037,600.00

*Estimates of appropriations required for the service of the fiscal year ending June 30, 1928—Continued*

General object (title of appropriation), date of acts, references to Statutes at Large, or to Revised Statutes, and estimated amount required for each detailed object	Total amount to be appropriated under each head of appropriation	Amount appropriated for the fiscal year ending June 30, 1927
<p><b>Wagon Roads, Bridges, and Trails, Alaska Fund—</b>            That section 1 of an act entitled "An act to provide for the construction and maintenance of roads, the establishment and maintenance of schools, and the care and support of insane persons in the District of Alaska, and for other purposes," approved January 27, 1905, as amended by an act approved May 14, 1906, and as further amended by an act approved February 6, 1909, be, and the same is hereby, amended so as to read as follows:            "Section 1. That all moneys derived from and collected for liquor licenses, occupation or trade licenses, outside of the incorporated towns in the Territory of Alaska, shall be deposited in the Treasury Department of the United States, there to remain as a separate and distinct fund, to be known as the 'Alaska fund,' and to be wholly devoted to the purposes hereinafter stated in the Territory of Alaska. Twenty-five per centum of said fund, or so much thereof as may be necessary, shall be devoted to the establishment and maintenance of public schools in said Territory; 10 per centum of said fund shall be, and is hereby, appropriated and authorized to be expended for the relief of persons in Alaska who are indigent and incapacitated through nonage, old age, sickness, or accident; and all the residue of said fund shall be devoted to the construction and maintenance of wagon roads, bridges, and trails in said Territory: * * *            "That at the end of each fiscal quarter the Secretary of the Treasury of the United States shall divide the amount of said 10 per centum of said fund so received during the quarter just ended into four equal parts and transmit to each of the four United States district judges in Alaska one of said equal amounts. * * * <i>Provided further,</i> That any unexpended balance remaining in the hands of any judge at the end of any quarter shall be returned to the Secretary of the Treasury of the United States, and by him deposited in the said 'Alaska fund,' and the said sum shall be subsequently devoted, first, to meeting any actual requirements for the care and relief of such persons as are provided for in this act in any other division in said Territory wherein the amount allotted for that purpose has proved insufficient; and, second, if there shall be any remainder thereof, said remainder shall be devoted for the construction and maintenance of wagon roads, bridges, and trails in said Territory" (act Mar. 3, 1913, vol. 37, p. 728).  <b>Funds Contributed for Improvement of Roads, Bridges, and Trails, Alaska—</b>            As provided in the act of June 30, 1921, vol. 42, p. 90.</p>		
<p>Total under Corps of Engineers.....</p>	<p>\$67, 089, 300. 00</p>	<p>\$66, 960, 100. 00</p>
<p>UNITED STATES SOLDIERS' HOME            PERMANENT APPROPRIATIONS</p>		
<p><b>Soldiers' Home Interest Account—</b>            Indefinite appropriation of all stoppages and fines adjudged against soldiers by sentence of courts-martial, over and above any amount that may be due for the reimbursement of Government or of individuals, all forfeitures on account of desertion, and all moneys belonging to the estates of deceased soldiers which now or may hereafter be unclaimed for the period of three years subsequent to the death of said soldier or soldiers, to be repaid by the commissioners of the institution upon the demand of the heirs or legal representatives of the deceased.            The commissioners are also authorized to receive all donations of money or property made by any person for the benefit of the institution and hold same for its sole and exclusive use.            That all funds of the home not needed for current use, and which are not now invested in the United States registered bonds, shall, as soon as received, or as soon as present investments can be converted into money without loss, be deposited in the Treasury of the United States to the credit of the home as a permanent fund, and shall draw interest at the rate of 3 per centum per annum, which shall be paid quarterly to the treasurer of the home, and the proceeds of such registered bonds, as they are paid, shall be deposited in like manner. * * * (R. S., p. 727, sec. 3689; R. S., p. 935, secs. 4818, 4819; acts Mar. 3, 1883, vol. 22, p. 565; Feb. 26, 1889, vol. 25, p. 716) -----            20 Interest: Expenditures—1928, \$118,600; 1927, \$118,000; 1926, \$117,704.04.</p>	<p>118, 600. 00</p>	<p>118, 000. 00</p>
<p>TRUST FUNDS  <b>Soldiers' Home, Permanent Fund—</b>            Indefinite appropriation of all stoppages and fines adjudged against soldiers by sentence of courts-martial, over and above any amount that may be due for the reimbursement of Government or of individuals, all forfeitures on account of desertion, and all moneys belonging to the estates of deceased soldiers which now or may hereafter be unclaimed for the period of three years subsequent to the death of said soldier or soldiers, to be paid by the commissioners of the institution upon demand of the heirs or legal representatives of the deceased.</p>		

[illegible]

*Estimates of appropriations required for the service of the fiscal year ending June 30, 1928—Continued*

General object (title of appropriation), date of acts, references to Statutes at Large, or to Revised Statutes, and estimated amount required for each detailed object

Total amount to be appropriated under each head of appropriation

Amount appropriated for the fiscal year ending June 30, 1927

*National Home for Disabled Volunteer Soldiers, Central Branch—Continued.*

	Estimated expenditures, 1928 appropriation	Estimated expenditures, 1927 appropriation	Expended and obligated, 1926
Communication service:			
0500 Telephone service.....	\$150.00	\$150.00	\$136.94
0510 Telegraph service.....	750.00	750.00	687.12
05 Total communication service.....	900.00	900.00	824.06
Travel expenses:			
0615 Transportation.....	150.00	150.00	104.20
0616 Subsistence.....	50.00	50.00	None
06 Total travel expenses.....	200.00	200.00	104.20
07 Transportation of things (service).....	50.00	50.00	1.15
08 Printing and binding.....	50.00	50.00	29.50
09 Advertising and publication of notices (services).....	300.00	300.00	212.08
12 Repairs and alterations.....	300.00	300.00	271.59
13 Special and miscellaneous current expenses.....	500.00	500.00	336.33
Equipment:			
3010 Furniture, furnishings, and fixtures.....	1,000.00	1,000.00	846.20
3050 Other equipment.....	694.00	694.00	628.86
30 Total equipment.....	1,694.00	1,694.00	1,475.06
Total.....	\$3,500.00	\$3,706.00	\$2,157.76

Subsistence: For pay of commissary sergeants, commissary clerks, porters, laborers, bakers, cooks, dishwashers, waiters, and others employed in the subsistence department; food supplies purchased for the subsistence of the members of the home and civilian employees regularly employed and residing at the branch, freight, preparation, and serving; aprons, caps, and jackets for kitchen and dining-room employees; tobacco; dining-room and kitchen furniture and utensils, bakers' and butchers' tools and appliances, and their repair not done by the home [**\$410,000**] (*acts Mar. 21, 1866, vol. 14, p. 10; Mar. 3, 1876, vol. 18, p. 360; Apr. 16, 1926, vol. 44, p. 222*)

\$430,000.00

	Estimated expenditures, 1928 appropriation	Estimated expenditures, 1927 appropriation	Expended and obligated, 1926
Field service:			
Salaries and wages—			
Salary range, \$1,680 to \$2,040; average, \$1,800—	<i>Average—</i>	<i>Average—</i>	<i>Average—</i>
Cook.....	No. 1 Salary \$1,800	No. 1 Salary \$1,800	No. 1 Salary \$1,800
Mess stewards.....	2 1,800	2 1,800	1 1,800
Clerk.....	1 1,680	1 1,680	1 1,630
Baker.....	1 1,680	1 1,680	1 1,630
Salary range, \$1,320 to \$1,680; average, \$1,500—			
Mess steward.....	0 1,560	0 1,560	1 1,560
Clerk.....	1 1,560	1 1,560	1 1,560
Meat cutter.....	1 1,560	1 1,560	1 1,560
Baker.....	1 1,440	1 1,440	1 1,440
Cook.....	1 1,320	1 1,320	1 1,320
Salary range, \$1,140 to \$1,500; average, \$1,320—			
Clerk and headwaiters.....	3 1,060	3 1,060	3 1,060
Salary range, \$780 to \$1,020; average \$900—			
Mess steward and cook.....	2 840	2 840	2 840
Cooks, laborers, and waiters.....	50 844	50 844	40 $\frac{1}{2}$ 844
Salary range, \$600 to \$780; average, \$690—			
Cooks and laborers.....	3 676	3 676	3 676
Salary range, \$420 to \$600; average, \$510—			
Cooks and laborers.....	34 502	34 502	34 502
Salary range, \$240 to \$420; average, \$330—			
Laborers.....	2 384	2 384	2 384
Total average number of employees.....	103	103	102 $\frac{1}{2}$
Total salaries and wages, field service.....	81,564.00	81,564.00	80,525.30
Deduct allowances for subsistence, lodging, etc.....	22,320.00	22,320.00	21,960.00
01 Total personal services, cash payment.....	59,244.00	59,244.00	58,565.30
Supplies and materials:			
0260 Provisions.....	360,606.00	340,606.00	300,637.97
0280 Sundry supplies.....	5,000.00	5,000.00	2,032.06
02 Total supplies and materials.....	365,606.00	345,606.00	302,670.03
06 Travel expenses.....	150.00	150.00	9.05
07 Transportation of things.....	500.00	500.00	
Equipment:			
3010 Furniture, furnishings, and fixtures.....	2,000.00	2,000.00	1,785.28
3060 Other equipment.....	2,500.00	2,500.00	2,549.91
30 Total equipment.....	4,500.00	4,500.00	4,335.19
Total.....	430,000.00	410,000.00	425,579.57

## Estimates of appropriations required for the service of the fiscal year ending June 30, 1928—Continued

General object (title of appropriation), date of acts, references to Statutes at Large, or to Revised Statutes, and estimated amount required for each detailed object	Total amount to be appropriated under each head of appropriation		Amount appropriated for the fiscal year ending June 30, 1927
<b>National Home for Disabled Volunteer Soldiers, Central Branch—Continued.</b>			
Household: For furniture for officers' quarters; bedsteads, bedding, bedding material, and all other articles, including repairs, required in the quarters of the members and of civilian employees permanently employed and residing at the branch; fuel; water; engineers and firemen, bathhouse keepers, janitors, laundry employees, and for all labor, materials, and appliances required for household use, and repairs, if not repaired by the home <b>[\$199,800]</b> ( <i>acts Mar. 21, 1866, vol. 14, p. 10; Mar. 3, 1875, vol. 18, p. 360; Apr. 15, 1926, vol. 44, p. 292</i> )-----			<b>\$195,632.00</b>
	Estimated expenditures, 1928 appropriation	Estimated expenditures, 1927 appropriation	Expended and obligated, 1926
Field service:			
Salaries and wages—	<i>Average—</i>	<i>Average—</i>	<i>Average—</i>
Salary range, \$1,680 to \$2,040; average, \$1,800—	No. Salary	No. Salary	No. Salary
Engineer.....	0 \$1,980	0 \$1,980	1 \$1,980
Engineer.....	1 1,860	1 1,860	1 1,860
Laundry foreman.....	1 1,800	1 1,800	1 1,800
Engineers.....	3 1,740	3 1,740	3 1,740
Laborer.....	1 1,740	1 1,740	1 1,740
Laborer.....	1 1,440	1 1,440	1 1,440
Firemen.....	6 1,380	6 1,380	6 1,380
Salary range, \$1,020 to \$1,260; average, \$1,140—			
Engineers.....	3 1,160	3 1,160	3 1,160
Laborer.....	1 1,020	1 1,020	1 1,020
Salary range, \$780 to \$1,020; average, \$900—			
Laborers.....	18 861	18 861	18 861
Salary range, \$600 to \$780; average, \$690—			
Upholsterer.....	1 744	1 744	1 744
Laborers.....	6 638	6 638	6 632
Salary range, \$420 to \$600; average, \$510—			
Engineers, janitors, and laborers.....	7 530	7 530	7 1/2 530
Salary range, \$240 to \$420; average, \$330—			
Janitors and laborers.....	48 307	48 307	48 307
Total average number of employees.....	97	97	97 1/2
Total salaries and wages, field service.....	63,356.00	63,356.00	63,751.94
Deduct allowances for subsistence, lodging, etc.....	12,960.00	12,960.00	12,960.00
01 Total personal services, cash payment.....	50,396.00	50,396.00	50,791.94
Supplies and materials:			
0200 Cleaning and toilet supplies.....	14,000.00	15,000.00	11,266.43
0230 Fuel.....	105,844.00	106,844.00	111,726.78
0280 Sundry supplies.....	3,000.00	3,000.00	1,265.48
02 Total supplies and materials.....	122,844.00	124,844.00	124,258.69
10 Furnishing heat, light, power, water, electricity (service).....	5,632.00	5,660.00	4,173.15
12 Repairs and alterations.....	360.00	900.00	126.53
Equipment:			
3010 Furniture, furnishings and fixtures.....	13,400.00	15,000.00	12,721.30
3050 Other equipment.....	3,000.00	3,000.00	2,261.64
30 Total equipment.....	16,400.00	18,000.00	14,982.94
Total.....	195,632.00	199,800.00	194,333.25
Hospital: For pay of medical officers and assistant surgeons, matrons, druggists, hospital clerks, and stewards, ward masters, nurses, cooks, waiters, readers, drivers, funeral escort, janitors, and for such other services as may be necessary for the care of the sick; burial of the dead; surgical instruments and appliances, medical books, medicine, liquors, fruits, and other necessities for the sick not purchased under subsistence; bedsteads, bedding, and all other special articles necessary for the wards; hospital furniture, including special articles and appliances for hospital kitchen and dining room; carriage, hearse, stretchers, coffins; and for all repairs to hospital furniture and appliances not done by the home ( <i>same acts</i> )-----			<b>365,000.00</b>

*Estimates of appropriations required for the service of the fiscal year ending June 30, 1928—Continued*

General object (title of appropriation), date of acts, references to Statutes at Large, or to Revised Statutes, and estimated amount required for each detailed object					Total amount to be appropriated under each head of appropriation		Amount appropriated for the fiscal year ending June 30, 1927	
National Home for Disabled Volunteer Soldiers, Central Branch—Continued.								
		Estimated expenditures, 1928 appropriation	Estimated expenditures, 1927 appropriation	Expended and obligated, 1926				
Field service—								
Salaries and wages—								
Salary range, \$3,900 to \$5,000; average, \$4,400—								
Chief, tuberculosis service	No. 1	Average—Salary \$4,728	No. 1	Average—Salary \$4,728	No. 1	Average—Salary \$4,728		
Salary range, \$3,300 to \$3,900; average, \$3,600—	4	3,720	4	3,720	4	3,720		
Assistant surgeons								
Salary range, \$3,000 to \$3,600; average, \$3,300—								
Assistant surgeons	13	3,236	13	3,236	13 $\frac{1}{2}$	3,245		
Salary range, \$1,860 to \$2,400; average, \$2,100—								
Aid, chief occupational therapy	1	2,364	1	2,364	1	2,364		
Executive clerk	1	2,160	1	2,160	1	2,160		
Chief nurse	1	2,160	1	2,160	1	2,160		
Aid, occupational therapy	1	2,160	1	2,160	1	2,160		
Occupational director	1	2,088	1	2,088	1	2,088		
Aid, hydrotherapy	1	1,968	1	1,968	1	1,968		
Clerk	1	1,920	1	1,920	1	1,920		
Technician	1	1,920	1	1,920	1	1,920		
Aid, chief physiotherapy	1	1,884	1	1,884	1	1,884		
Salary range, \$1,500 to \$1,860; average, \$1,680—								
Consultant	1	1,680	1	1,680	1	1,680		
Cooks	3	1,800	3	1,880	3	1,880		
Cook	0	1,680	0	1,680	1	1,680		
Dietitian	1	1,800	1	1,800	1	1,800		
Druggist	1	1,800	1	1,800	1	1,800		
Aids	2	1,680	2	1,680	2	1,680		
Clerks	2	1,560	2	1,560	2	1,560		
Dietitian	1	1,560	1	1,560	1	1,560		
Nurses, assistant chief	2	1,680	2	1,680	2	1,560		
Nurses, trained	2	1,560	2	1,560	2	1,560		
Technicians, laboratory	4	1,560	4	1,560	4	1,560		
Aids	2	1,552	2	1,552	3	1,584		
Salary range, \$1,140 to \$1,500; average, \$1,020—								
Aids, occupational therapy	2	1,488	2	1,488	2	1,448		
Cook	1	1,440	1	1,440	1	1,440		
Clerk	1	1,440	1	1,440	1	1,440		
Druggist	1	1,440	1	1,440	1	1,440		
Nurses, trained	3	1,440	3	1,440	3	1,440		
Nurses, trained	32	1,380	32	1,380	31	1,380		
Nurses, trained	35	1,320	35	1,320	34	1,320		
Consultant	1	1,320	1	1,320	1	1,320		
Clerks	2	1,320	2	1,320	2	1,320		
Cooks	3	1,320	3	1,320	3	1,320		
Matron	1	1,320	1	1,320	1	1,320		
Technician	2	1,320	2	1,320	2	1,320		
Aid, physiotherapy	1	1,260	1	1,260	1	1,260		
Clerks	2	1,200	2	1,200	2	1,200		
Cooks	2	1,200	2	1,200	2	1,200		
Consultants	2	1,200	2	1,200	2	1,200		
Consultants	3	1,140	3	1,140	3	1,140		
Consultants	1	1,080	1	1,080	1	1,080		
Salary range, \$780 to \$1,020; average, \$900—								
Hospital stewards, cooks, laborers, ward attendants	102	846	102	846	102	846		
Salary range, \$600 to \$780; average, \$690—								
Hospital stewards, clerks, cooks, drivers, laborers, ward attendants, and undertakers	41	706	41	706	41	679		
Salary range, \$420 to \$600; average, \$510—								
Hospital stewards, cooks, laborers, ward attendants	81	512	81	512	81 $\frac{1}{2}$	512		
Salary range, \$240 to \$420; average, \$330—								
Funeral escort, laborers, reader	16	309	16	309	16	309		
Total average number of employees	383		383		383 $\frac{1}{2}$			
Total salaries and wages, field service		403,554.00		403,554.00		405,066.31		
Deduct allowances for subsistence, lodging, etc.		92,880.00		92,880.00		92,940.00		
01 Total personal services, cash payment		310,674.00		310,674.00		312,126.31		
02 Supplies and materials		26,326.00		26,326.00		26,573.87		
07 Transportation of things (services)		1,500.00		1,500.00		1,014.34		
12 Repairs		2,000.00		2,000.00		1,404.49		
Equipment:								
3010 Furniture, furnishings and fixtures		9,000.00		9,000.00		7,742.18		
3020 Educational, scientific and recreational		8,500.00		8,500.00		7,149.31		
3050 Other equipment		7,000.00		7,000.00		4,128.50		
30 Total equipment		24,500.00		24,500.00		19,017.99		
Total		365,000.00		365,000.00		366,137.00		

## Estimates of appropriations required for the service of the fiscal year ending June 30, 1928—Continued

General object (title of appropriation), date of acts, references to Statutes at Large, or to Revised Statutes, and, estimated amount required for each detailed object				Total amount to be appropriated under each head of appropriation	Amount appropriated for the fiscal year ending June 30, 1927
<b>National Home for Disabled Volunteer Soldiers, Central Branch—Continued.</b>					
Transportation: For transportation of members of the home ( <i>acts Mar. 21, 1866, vol. 14, p. 10; Mar. 3, 1875, vol. 18, p. 360; Apr. 15, 1926, vol. 44, p. 292</i> )				\$1,000.00	
06 Transportation of members of the home: Expenditures—1928, \$1,000; 1927, \$1,000; 1926, \$977.09.					
Repairs: For pay of chief engineer, builders, blacksmiths, carpenters, painters, gas fitters, electrical workers, plumbers, tinsmiths, steam fitters, stone and brick masons, and laborers, and for all appliances and materials used under this head; and repairs of roads and other improvements of a permanent character, [\$80,000] \$85,000: <i>Provided</i> , That no part of the appropriation for repairs for any of the branch homes shall be used for the construction of any new building ( <i>same acts</i> )				85,000.00	
	Estimated expenditures, 1928 appropriation	Estimated expenditures, 1927 appropriation	Expended and obligated, 1926		
<b>Field service:</b>					
Salaries and wages—	<i>Average—</i>	<i>Average—</i>	<i>Average—</i>		
Salary range, \$1,860 to \$2,400; average, \$2,100—	No. Salary	No. Salary	No. Salary		
Chief engineer.....	1 \$2,760	1 \$2,760	1 \$2,760		
Electrical worker.....	1 1,980	1 1,980	1 1,980		
Machinist.....	1 1,860	1 1,860	1 1,860		
Plumber.....	1 1,860	1 1,860	1 1,860		
Steam fitter.....	1 1,860	1 1,860	1 1,860		
Salary range, \$1,500 to \$1,860; average, \$1,680—					
Carpenter.....	1 1,740	1 1,740	1 1,740		
Electrical workers.....	2 1,740	2 1,740	2 1,740		
Mason.....	1 1,740	1 1,740	1 1,740		
Painter.....	1 1,740	1 1,740	1 1,740		
Plumbers.....	2 1,740	2 1,740	2 1,740		
Steamfitters.....	3 1,740	3 1,740	3 1,740		
Carpenters.....	2 1,620	2 1,620	2 1,620		
Painters.....	4 1,620	4 1,620	4 1,620		
Auto mechanic.....	1 1,560	1 1,560	1 1,560		
Tinsmith.....	1 1,560	1 1,560	1 1,560		
Salary range, \$1,140 to \$1,500; average, \$1,320—					
Laborer.....	1 1,320	1 1,320	1 1,320		
Salary range, \$800 to \$1,140; average, \$1,020—					
Machinists and laborers.....	3 940	3 940	1 940		
Salary range, \$600 to \$780; average, \$690—					
Blacksmith, carpenters, laborers, machinists, plasterers.....	7 694	7 694	5 690		
Salary range, \$420 to \$600; average, \$510—					
Carpenters, electrical workers, laborers, printers.....	9 501	9 501	9 516		
Salary range, \$240 to \$420; average, \$330—					
Laborers and printers.....	9 341	9 341	9 314		
Salary range, \$2.50 per day to \$1.50 per hour—					
Temporary employees, laborers, painters, masons, etc.....	12	12	15		
Total average number of employees.....	64	64	63 1/2		
Total salaries and wages, field service.....	58,136.00	58,136.00	58,346.65		
Deduct allowances for subsistence, lodging, etc.....	8,646.00	8,646.00	8,610.00		
01 Cash payment, salaries and wages.....	49,490.00	49,490.00	50,736.65		
Deduct expenditures for personal services included in objects named below.....	49,496.00	49,496.00	50,736.65		
02 Supplies and materials.....	30,000.00	30,000.00	25,270.61		
12 Repairs and alterations.....	55,000.00	50,000.00	58,964.77		
Total.....	85,000.00	80,000.00	84,235.38		
Farm: For pay of farmer, chief gardener, harness makers, farm hands, gardeners, horseshoers, stablemen, teamsters, dairymen, herders, and laborers; tools, appliances, and materials required for farm, garden, and dairy work; grain and grain products, hay, straw, fertilizers, seed, carriages, wagons, carts, and other conveyances; animals purchased for stock or work (including animals in the park); gasoline; materials, tools, and labor for flower garden, lawn, park, and cemetery; and construction of roads and walks, and repair not done by the home ( <i>acts Mar. 21, 1866, vol. 14, p. 10; Mar. 3, 1875, vol. 18, p. 360; Apr. 15, 1926, vol. 44, p. 292</i> )				28,000.00	



*Estimates of appropriations required for the service of the fiscal year ending June 30, 1928—Continued*

General object (title of appropriation), date of acts, references to Statutes at Large, or to Revised Statutes, and estimated amount required for each detailed object	Total amount to be appropriated under each head of appropriation	Amount appropriated for the fiscal year ending June 30, 1927
--	--	--

*National Home for Disabled Volunteer Soldiers, Central Branch—Continued.*

	Estimated expenditures, 1928 appropriation	Estimated expenditures, 1927 appropriation	Expended and obligated, 1926
<b>Field service:</b>			
<b>Salaries and wages—</b>	<i>Average—</i>	<i>Average—</i>	<i>Average—</i>
Salary range, \$1,860 to \$2,400; average, \$2,100—	No. Salary	No. Salary	No. Salary
Chief gardener.....	1 2,100	1 2,100	1 2,100
Salary range, \$1,140 to \$1,500; average, \$1,320—			
Assistant chief gardener.....	1 1,260	1 1,260	1 1,260
Salary range, \$780 to \$1,020; average, \$900—			
Superintendent cemetery.....	1 840	1 840	1 840
Salary range, \$600 to \$780; average, \$690—			
Laborers, stable foreman, truck driver.....	23 672	23 672	22½ 672
Salary range, \$420 to \$600; average, \$510—			
Laborers.....	4 480	4 480	4 480
Salary range, \$240 to \$420; average, \$330—			
Laborers.....	8 321	8 321	7½ 322
Total average number of employees.....	38	38	37½
Total salaries and wages, field service.....	24,144.00	24,144.00	23,981.08
Deduct allowances for subsistence, lodging, etc.....	7,200.00	7,200.00	7,200.00
01 Total personal services, cash payment.....	16,944.00	16,944.00	16,781.08
<b>Supplies and materials:</b>			
0250 Forage and other supplies for animals.....	1,156.00	1,156.00	1,096.07
0260 Sundry supplies.....	8,700.00	8,700.00	8,744.16
02 Total supplies and materials.....	9,856.00	9,856.00	9,840.23
12 Repairs and alterations.....	100.00	100.00	54.35
<b>Equipment:</b>			
3040 Livestock.....	500.00	500.00	None.
3050 Other equipment.....	600.00	600.00	566.80
30 Total equipment.....	1,100.00	1,100.00	566.80
Total.....	28,000.00	28,000.00	27,242.46

In all, Central Branch.....

\$1,188,132.00

\$1,167,500.00

For "Current expenses," "Subsistence," "Household," "Hospital," "Transportation," "Repairs," and "Farm," at the following branches, including the same objects respectively specified herein under each of such heads for the Central Branch, namely:

*National Home for Disabled Volunteer Soldiers, Northwestern Branch—*

Northwestern Branch, Milwaukee, Wisconsin: Current expenses (acts Mar. 21, 1866, vol. 14, p. 10; Mar. 8, 1875, vol. 18, p. 360; Apr. 15, 1926, vol. 44, p. 293).....

\$69,000.00

	Estimated expenditures, 1928 appropriation	Estimated expenditures, 1927 appropriation	Expended and obligated, 1926
<b>Field service:</b>			
<b>Salaries and wages—</b>	<i>Average—</i>	<i>Average—</i>	<i>Average—</i>
Salary range, \$3,800 to \$5,000; average, \$4,400—	No. Salary	No. Salary	No. Salary
Governor.....	1 4,920	1 4,920	1 4,920
Surgeon.....	1 4,824	1 4,824	1 4,824
Salary range, \$3,300 to \$3,900; average, \$3,600—			
Treasurer.....	1 3,460	1 3,460	1 3,460
Salary range, \$3,000 to \$3,600; average, \$3,300—			
Quartermaster.....	1 3,360	1 3,360	1 3,360
Commissary of subsistence.....	1 3,360	1 3,360	1 3,360
Adjutant and inspector.....	1 3,120	1 3,120	1 3,120
Salary range, \$2,100 to \$2,700; average, \$2,400—			
Clerk, treasurer.....	1 2,280	1 2,280	1 2,280
Salary range, \$1,860 to \$2,400; average, \$2,100—			
Clerk, governor.....	1 2,160	1 2,160	1 2,160
Clerk, quartermaster.....	1 2,160	1 2,160	1 2,160
Chaplains.....	2 2,460	2 2,460	2 2,460
Musician.....	1 2,040	1 2,040	1 2,040
Salary range, \$1,680 to \$2,040; average, \$1,860—			
Clerk, treasurer.....	1 1,800	1 1,800	1 1,800
Clerk, treasurer.....	1 1,680	1 1,680	1 1,680
Clerk, quartermaster.....	1 1,680	1 1,680	1 1,680
Salary range, \$1,320 to \$1,680; average, \$1,500—			
Clerk, treasurer.....	1 1,560	1 1,560	1 1,560
Clerk, quartermaster.....	1 1,560	1 1,560	1 1,560
Clerk, adjutant.....	1 1,560	1 1,560	1 1,560
Clerk, quartermaster.....	1 1,440	1 1,440	1 1,440

## Estimates of appropriations required for the service of the fiscal year ending June 30, 1928—Continued

General object (title of appropriation), date of acts, references to Statutes at Large, or to Revised Statutes, and estimated amount required for each detailed object						Total amount to be appropriated under each head of appropriation		Amount appropriated for the fiscal year ending June 30, 1927	
National Home for Disabled Volunteer Soldiers, Northwestern Branch—Continued.									
		Estimated expenditures, 1928 appropriation	Estimated expenditures, 1927 appropriation	Expended and obligated, 1926					
Field service—Continued.									
Salaries and wages—Continued.									
Salary range, \$1,140 to \$1,500; average, \$1,320—									
	Average—		Average—	Average—					
	No. Salary	No. Salary	No. Salary	No. Salary					
Quartermaster sergeant.....	1 \$1,320	1 \$1,320	1 \$1,320	1 \$1,320					
Clerk, quartermaster.....	1 1,320	1 1,320	1 1,320	1 1,320					
Guard, sergeant.....	1 1,320								
Clerk, adjutant.....	1 1,260	1 1,260	1 1,260	1 1,260					
Musicians.....	4 1,200	4 1,200	4 1,200	4 1,200					
Printer.....	1 1,200	1 1,200	1 1,200	1 1,200					
Musicians, 1 for 5 months, each.....	3½ 1,140	3½ 1,140	3½ 1,140	3½ 1,140					
Salary range, \$900 to \$1,140; average, \$1,020—									
Musicians, 5 for 5 months.....	2½ 1,080	2½ 1,080	½ 1,080	1,080					
Guards, private.....	3 1,080								
Sergeant major.....	1 1,020	1 1,020	1 1,020	1 1,020					
Salary range, \$780 to \$1,020; average, \$900—									
Company commanders.....	2 936	2 936	2 936	2 936					
Clerk, adjutant.....	1 936	1 936	1 936	1 936					
Company commanders.....	6 840	6 840	6 840	6 840					
Clerk, adjutant.....	1 840	1 840	1 840	1 840					
Guard sergeant.....		1 840	1 840	½ 840					
Janitors.....	3 840	3 840	3 840	3 840					
Messenger.....	1 840	1 840	1 840	½ 840					
Salary range, \$600 to \$780; average, \$690—									
Bugler.....	1 744	1 744	½ 744	744					
Company sergeant.....	9 696	9 696	9 696	9 696					
Guard sergeant.....		1 696	1 696	½ 696					
Watchman.....	1 696	1 696	1 696	1 696					
Janitors.....	4 648	4 648	3½ 648	648					
Guards, private.....	1 648	1 648	5½ 648	648					
Total average number of employees.....					68½	68½	68		
Total salaries and wages, field service.....					92,501.00	92,501.00	91,321.77		
Deduct allowances for subsistence, lodging, etc.....					27,900.00	27,900.00	27,360.00		
01	Total personal services, cash payment.....				64,601.00	64,601.00	63,961.77		
The difference between 1928 and 1927 is due to—									
Increase in salaries.....					\$2,136				
Decrease in force.....					696				
Net increase.....					1,440				
Communication service:									
0500 Telegraph service.....					83.00	75.00	70.39		
0510 Telephone service.....					800.00	750.00	729.21		
05	Total communication service.....				883.00	825.00	799.60		
06	Travel expenses.....				200.00	200.00	380.52		
07	Transportation of things (services).....						216.84		
08	Printing and binding.....				70.00	25.00	21.15		
09	Advertising and printing of notices (service).....				200.00	200.00	107.95		
12	Repairs and alterations.....						75.75		
13	Special and miscellaneous current expenses.....				2,896.00	2,896.00	1,935.65		
Equipment:									
3010 Furniture, furnishings, and fixtures.....					150.00	253.00	1,010.03		
3050 Other equipment.....							543.20		
30	Total equipment.....				150.00	253.00	1,553.23		
Total.....					69,000.00	67,000.00	69,052.46		

Subsistence [\$337,000] (acts Mar. 21, 1866, vol. 14, p. 10; Mar. 3, 1875, vol. 18, p. 360; Apr. 15, 1926, vol. 44, p. 293)

\$290,000.00

General object (title of appropriation), date of acts, references to Statutes at Large, or to Revised Statutes, and estimated amount required for each detailed object	Estimated expenditures, 1928 appropriations		Estimated expenditures, 1927 appropriations		Expended and obligated, 1926	
Field service:	Average—		Average—		Average—	
Salaries and wages—	No.	Salary	No.	Salary	No.	Salary
Salary range, \$1,680 to \$2,040; average, \$1,860—						
Mess steward.....	1	\$1,680	1	\$1,800	1	\$1,800
Cook.....	1	1,680	1	1,680	1	1,680
Salary range, \$1,500 to \$1,860; average, \$1,680—						
Baker.....	1	1,560	1	1,560	1	1,560
Clerk.....	1	1,560	1	1,560	1	1,560
Meat cutter.....	1	1,560	1	1,560	1	1,560
Salary range, \$1,320 to \$1,680; average, \$1,500—						
Clerk.....	1	1,440	1	1,440	½	1,440
Salary range, \$1,140 to \$1,500; average, \$1,320—						
Cook.....	1	1,320				
Cook.....	1	1,200	1	1,200	1	1,200

*Estimates of appropriations required for the service of the fiscal year ending June 30, 1928—Continued*

General object (title of appropriation), date of acts, references to Statutes at Large, or to Revised Statutes, and estimated amount required for each detailed object

Total amount to be appropriated under each head of appropriation

Amount appropriated for the fiscal year ending June 30, 1927

*National Home for Disabled Volunteer Soldiers, Northwestern Branch—Continued.*

	Estimated expenditures, 1928 appropriation		Estimated expenditures, 1927 appropriation		Expended and obligated, 1926	
Field service—Continued.	<i>Average—</i>		<i>Average—</i>		<i>Average—</i>	
Salaries and wages—Continued.	No.	Salary	No.	Salary	No.	Salary
Salary range, \$900 to \$1,140; average, \$1,020—						
Baker.....	1	\$1,080	1	\$1,080	1	\$1,080
Cook.....	1	1,080	1	1,080	1	1,080
Cook.....	1	1,020	1	1,020	1	1,020
Commissary sergeant.....	1	1,020	1	1,020	1	1,020
Head waiter.....	1	1,020	1	1,020	1	1,020
Salary range, \$780 to \$1,020; average, \$900—						
Cook.....	1	936	1	936	1	936
Cook.....	2	840	2	840	2	840
Dishwasher.....	1	840	1	840	1	840
Laborers.....	3	840	3	840	3 $\frac{1}{2}$	840
Waiters.....	24	840	24	840	22 $\frac{1}{2}$	840
Salary range, \$600 to \$780; average, \$690—						
Dishwashers.....	5	744	5	744	4 $\frac{1}{2}$	744
Laborers.....	4	744	4	744	3 $\frac{1}{2}$	744
Laborers.....	9	696	9	696	10 $\frac{1}{2}$	696
Laborers.....	5	648	5	648	5	648
Total average number of employees.....	64		68		64 $\frac{1}{2}$	
Total salaries and wages, field service.....		56,196		56,196		57,071.71
Deduct allowances for subsistence, lodging, etc.....		23,040		23,040		23,220.00
01 Total personal services, cash payment.....		33,156		33,156		33,851.71
Supplies and materials:						
0260 Provisions.....		243,960.00		276,938.00		225,248.63
0280 Sundry supplies.....		5,000.00		10,000.00		4,079.19
02 Total supplies and materials.....		248,960.00		286,938.00		229,327.82
30 Equipment.....		7,884.00		7,012.00		5,387.97
Total.....		290,000.00		327,100.00		298,567.50

Household **[\$155,000]** (acts Mar. 21, 1866, vol. 14, p. 10; Mar. 3, 1875, vol. 18, p. 360; Apr. 15, 1926, vol. 44, p. 293)..... \$153,000.00

	Estimated expenditures, 1928 appropriation		Estimated expenditures, 1927 appropriation		Expended and obligated, 1926	
Field service:	<i>Average—</i>		<i>Average—</i>		<i>Average—</i>	
Salaries and wages—	No.	Salary	No.	Salary	No.	Salary
Salary range, \$1,500 to \$1,860; average, \$1,680—						
Engineer.....	1	\$1,860	1	\$1,860	1	\$1,860
Engineers.....	3	1,740	3	1,740	3	1,740
Laundry foreman.....	1	1,560	1	1,560	1	1,560
Salary range, \$1,320 to \$1,680; average, \$1,500—						
Firemen.....	4	1,380	4	1,380	3 $\frac{1}{2}$	1,380
Salary range, \$1,140 to \$1,500; average, \$1,300—						
Firemen.....	3	1,140	3	1,140	2 $\frac{1}{2}$	1,140
Laborer.....	1	1,140	1	1,140	1	1,140
Salary range, \$780 to \$1,020; average, \$900—						
Janitors.....	2	840	1	840	1 $\frac{1}{2}$	840
Laborers.....	24	840	24	840	23 $\frac{1}{2}$	840
Upholsterer.....	1	840	1	840	1	840
Salary range, \$600 to \$780; average, \$690—						
Laborer.....	1	696	1	696	$\frac{1}{2}$	696
Janitors.....	16	648	16	648	17 $\frac{1}{2}$	648
Laborers.....	3	720			3 $\frac{1}{2}$	648
Laborers.....			4	648		
Total average number of employees.....	60		60		60 $\frac{1}{2}$	
Total salaries and wages, field service.....		54,664.00		54,216.00		54,266.86
Deduct allowances for subsistence, lodging, etc.....		21,600.00		21,600.00		21,720.00
01 Total personal services, cash payment.....		33,064.00		32,616.00		32,546.86
The difference between 1928 and 1927 is due to increase in force, \$768.						
Supplies and materials:						
0230 Fuel.....		85,896.00		91,000.00		85,789.94
0280 Sundry supplies.....		5,040.00		5,384.00		5,662.47
02 Total supplies and materials.....		90,936.00		96,384.00		91,452.41
07 Transportation of things (service).....						7.19
10 Furnishing of heat, light, power, water, and electricity (service).....		19,000.00		21,000.00		16,820.82
30 Furniture, furnishings, and fixtures.....		10,000.00		10,000.00		9,003.28
Total.....		153,000.00		160,000.00		149,830.56

## Estimates of appropriations required for the service of the fiscal year ending June 30, 1928—Continued

General object (title of appropriation), date of acts, references to Statutes at Large, or to Revised Statutes, and estimated amount required for each detailed object				Total amount to be appropriated under each head of appropriation		Amount appropriated for the fiscal year ending June 30, 1927	
National Home for Disabled Volunteer Soldiers, Northwestern Branch—Continued. Hospital <b>[\$295,000]</b> (acts Mar. 21, 1866, vol. 14, p. 10; Mar. 3, 1875, vol. 18, p. 860; Apr. 15, 1926, vol. 44, p. 293)				\$287,000.00			
	Estimated expenditures, 1928 appropriation	Estimated expenditures, 1927 appropriation	Expended and obligated, 1926				
Field service:							
Salaries and wages—							
Salary range, \$3,800 to \$6,000; average, \$5,000—							
Chief tuberculosis service	No. 1, Average Salary \$4,728	No. 1, Average Salary \$4,728	No. 1, Average Salary \$4,728				
Salary range, \$3,000 to \$5,000; average, \$4,000—							
Assistant surgeon	1 3,720	1 3,720	1 3,720				
Salary range, \$3,300 to \$3,900; average, \$3,600—							
Assistant surgeons	5 3,460	5 3,460	3½ 3,460				
Salary range, \$3,000 to \$3,600; average, \$3,300—							
Assistant surgeons	8 3,240	8 3,240	6½ 3,240				
Assistant surgeons	4 3,120	4 3,120	3½ 3,120				
Consultant	1 3,120	1 3,120	1 3,120				
Salary range, \$1,860 to \$2,400; average, \$2,100—							
Nurse, chief	1 2,160	1 2,160	1 2,160				
Aid, occupational therapy	1 1,884	1 1,884	1 1,884				
Aid, physiotherapy	1 1,884	1 1,884	1 1,884				
Salary range, \$1,680 to \$2,040; average, \$1,860—							
Mess stewards	2 1,800	2 1,800	1 1,800				
Cooks	2 1,800	1 1,800	1 1,800				
Druggist	1 1,800	1 1,800	1 1,800				
Nurse, assistant chief	1 1,800	1 1,800	1 1,800				
Aids, occupational therapy	2 1,680	2 1,680	2 1,680				
Salary range, \$1,500 to \$1,860; average, \$1,680—							
Aids, occupational therapy	2 1,584	2 1,584	1½ 1,584				
Consultants	4 1,920	4 1,920	4 1,920				
Interns	1 1,560	1 1,560	1 1,560				
Aids, physiotherapy	2 1,560	2 1,560	2 1,560				
Clerks	2 1,560	2 1,560	2 1,560				
Cook	1 1,560	2 1,560	2 1,560				
Dietitians	2 1,560	2 1,560	2 1,560				
Technical, dental	1 1,560	1 1,560	1 1,560				
Technical, laboratory	1 1,560	1 1,560	1 1,560				
Technical, X-ray	1 1,560	1 1,560	1 1,560				
Technical, nurse, trained	1 1,500	1 1,500	1 1,500				
Salary range, \$1,320 to \$1,680; average, \$1,500—							
Aid, occupational therapy	1 1,488	1 1,488	1 1,488				
Clerk	1 1,440	1 1,440	1 1,440				
Nurses, trained	2 1,440	2 1,440	2 1,440				
Nurses, trained	7 1,380	7 1,380	6½ 1,380				
Salary range, \$1,140 to \$1,500; average, \$1,320—							
Clerks	2 1,320	2 1,320	2 1,320				
Cook	1 1,320	1 1,320	1 1,320				
Druggist	1 1,320	1 1,320	1 1,320				
Nurses, trained	38 1,320	38 1,320	40½ 1,320				
Clerks	3 1,200	3 1,200	3 1,200				
Cooks	2 1,200	2 1,200	1½ 1,200				
Hospital stewards	2 1,200	2 1,200	2 1,200				
Salary range, \$900 to \$1,140; average, \$1,020—							
Cooks	3 1,080	3 1,080	3 1,080				
Matron	1 1,080	1 1,080	1 1,080				
Ward attendant	1 1,080	1 1,080	1 1,080				
Cook	1 1,020	1 1,020	1 1,020				
Driver	1 1,020	1 1,020	1 1,020				
Laborers	3 1,020	3 1,020	3 1,020				
Technical, laboratory	1 1,020	1 1,020	1 1,020				
Ward attendants	12 1,020	12 1,020	12½ 1,020				
Salary range, \$780 to \$1,020; average, \$900—							
Cooks	4 936	4 936	4 936				
Driver	1 936	1 936	1 936				
Head waiters	2 936	2 936	2 936				
Laborers	7 936	7 936	7½ 936				
Ward attendants	30 936	30 936	29½ 936				
Cook	1 840	1 840	1 840				
Dishwashers	2 840	2 840	1½ 840				
Hospital stewards	2 840	2 840	2 840				
Laborers	19 840	19 840	19½ 840				
Undertaker	1 840	1 840	1 840				
Waiters	26 840	26 840	26½ 840				
Ward attendants	55 840	55 840	55½ 840				
Salary range, \$600 to \$780; average, \$690—							
Dishwashers	4 744	4 744	4½ 744				
Laborers	12 744	12 744	12½ 744				
Funeral escort sergeant	1 696	1 696	1 696				
Funeral escort privates	5 648	5 648	5½ 648				
Laborers	19 648	19 648	19½ 648				
Consultant	1 40	1 40	1 40				
Total average number of employees	324	324	324½				
Total salaries and wages, field service	378,248.00	378,248.00	369,389.09				
Deduct allowances for subsistence, lodging, etc.	124,920.00	124,920.00	124,620.00				
Total personal services, cash payment	253,328.00	253,328.00	244,769.09				
The difference between 1928 and 1927 is due to decrease in force, \$19,920.							
Medicine and hospital supplies	23,000.00	23,000.00	16,558.96				
Transportation of things (service)			55.73				
Equipment (includes livestock):							
3000 Passenger carrying vehicles			2,155.00				
3010 Furniture, furnishings, and fixtures	4,500.00	5,000.00	7,528.28				
3020 Educational, scientific, and recreational equipment	2,500.00	4,072.00	5,167.79				
3060 Other equipment	3,672.00	4,600.00	7,735.18				
Total equipment	10,672.00	13,672.00	22,586.35				
Total	287,000.00	290,000.00	283,970.13				

## Estimates of appropriations required for the service of the fiscal year ending June 30, 1928—Continued

General object (title of appropriation), date of acts, references to Statutes at Large, or to Revised Statutes, and estimated amount required for each detailed object				Total amount to be appropriated under each head of appropriation	Amount appropriated for the fiscal year ending June 30, 1927
<b>National Home for Disabled Volunteer Soldiers, Northwestern Branch—Continued.</b>					
Transportation (acts Mar. 21, 1866, vol. 14, p. 10; Mar. 8, 1875, vol. 18, p. 360; Apr. 15, 1926, vol. 44, p. 293)-----				\$500. 00	
06 Travel expenses: Expenditures—1928, \$600; 1927, \$500; 1926, \$245.38.					
Repairs [\$55,000] (same acts)-----				60,000. 00	
	Estimated expenditures, 1928 appropriation	Estimated expenditures, 1927 appropriation	Expended and obligated, 1926		
<b>Field service:</b>					
Salaries and wages—	<i>Average—</i>	<i>Average—</i>	<i>Average—</i>		
Salary range, \$2,400 to \$3,000; average, \$2,700—	No. Salary	No. Salary	No. Salary		
Chief engineer-----	1 \$2,760	1. \$2,760	1 \$2,760		
Salary range, \$1,500 to \$1,860; average, \$1,680—					
Carpenter-----	1 1,740	1 1,740	1 1,740		
Electrical worker-----	1 1,740	1 1,740	1 1,740		
Machinist-----	1 1,740	1 1,740	1 1,740		
Painter-----	1 1,740	1 1,740	1 1,740		
Plumber-----	1 1,740	1 1,740	1 1,740		
Steam fitter-----	1 1,740	1 1,740	1 1,740		
Tinsmith-----	1 1,740	1 1,740	1 1,740		
Carpenter-----	1 1,620	1 1,620	1 1,620		
Machinist-----	1 1,620	1 1,620	1 1,620		
Painters-----	2 1,620	2 1,620	1 1,620		
Plumber-----	1 1,620	1 1,620	1 1,620		
Steam fitter-----	1 1,620	1 1,620	1 1,620		
Salary range, \$1,140 to \$1,500; average, \$1,320—					
Laborers-----	2 1,200	2 1,200	2 1,200		
Salary range, \$900 to \$1,140; average, \$1,020—					
Laborer-----	1 1,020	1 1,020	1 1,020		
Salary range, \$780 to \$1,020; average, \$900—					
Electrical worker-----	1 936	1 936	1 936		
Blacksmith-----	1 840	1 840	1 840		
Laborers-----	8 840	8 840	7 840		
Painter-----	1 840	1 840	1 840		
Salary range, \$600 to \$780; average, \$690—					
Carpenter-----	1 960	1 960			
Carpenter-----	1 840	1 840			
Carpenters-----			2 744		
Laborers-----	4 744	4 744	4 744		
Painters-----	1 744	1 744	1 744		
Total average number of employees-----	35 1/2	35 1/2	35 1/2		
Total salaries and wages, field service-----	43,496. 00	43,496. 00	44,976. 94		
Deduct allowances for subsistence, lodging, etc-----	12,840. 00	12,840. 00	12,900. 00		
Cash payment, salaries and wages-----	30,656. 00	30,656. 00	32,076. 94		
Deduct other expenditures for personal services included in objects named below-----	30,656. 00	30,656. 00	32,076. 94		
02 Supplies and materials-----	10,000. 00	10,000. 00	16,042. 25		
12 Repairs and alterations-----	50,000. 00	45,000. 00	34,253. 29		
Total-----	60,000. 00	55,000. 00	50,295. 54		
<b>Farm (same acts)-----</b>				17,000. 00	
	Estimated expenditures, 1928 appropriation	Estimated expenditures, 1927 appropriation	Expended and obligated, 1926		
<b>Field service:</b>					
Salary and wages—	<i>Average—</i>	<i>Average—</i>	<i>Average—</i>		
Salary range, \$1,320 to \$1,680; average, \$1,500—	No. Salary	No. Salary	No. Salary		
Chief gardener-----	1 \$1,560	1 \$1,560	1 \$1,560		
Salary range, \$900 to \$1,140; average, \$1,020—					
Laborer-----	1 1,080	1 1,080	1 1,080		
Superintendent of cemetery-----	1 1,080	1 1,080	1 1,080		
Truck drivers-----	3 1,020	3 1,020	3 1,020		
Salary range, \$780 to \$1,020; average, \$900—					
Laborers-----	5 840	5 840	5 840		
Stable foreman-----	1 840	1 840	1 840		
Salary range, \$600 to \$780; average, \$690—					
Laborers-----	6 648	6 648	6 648		
Total average number of employees-----	18	18	18 1/2		
Total salaries and wages, field service-----	15,718. 00	15,718. 00	16,839. 33		
Deduct allowances for subsistence, lodging, etc-----	6,480. 00	6,480. 00	6,720. 00		
01 Total personal services, cash payment-----	9,238. 00	9,238. 00	10,119. 33		
Supplies and materials:					
0250 Forage and other supplies for animals-----	500. 00	300. 00	663. 44		
0280 Sundry supplies-----	4,300. 00	4,500. 00	1,734. 44		
02 Total supplies and materials-----	4,800. 00	4,800. 00	2,427. 88		
Equipment (includes livestock):					
3040 Livestock, etc-----			416. 05		
3050 Other equipment-----	2,872. 00	2,872. 00	1,809. 43		
30 Total equipment-----	2,872. 00	2,872. 00	2,225. 48		
Total-----	17,000. 00	17,000. 00	14,772. 69		
<b>In all, Northwestern Branch-----</b>				\$876,500. 00	\$928,500. 00

## Estimates of appropriations required for the service of the fiscal year ending June 30, 1928—Continued

General object (title of appropriation), date of acts, references to Statutes at Large, or to Revised Statutes, and estimated amount required for each detailed object				Total amount to be appropriated under each head of appropriation	Amount appropriated for the fiscal year ending June 30, 1927
<b>National Home for Disabled Volunteer Soldiers, Eastern Branch—</b> <b>Eastern Branch, Togus, Maine: Current expenses</b> <b>[\$57,000]</b> (acts Mar. 21, 1866, vol. 14, p. 10; Mar. 3, 1875, vol. 18, p. 360; Apr. 15, 1926, vol. 44, p. 293)				\$57,500.00	
	Estimated expenditures, 1928 appropriation	Estimated expenditures, 1927 appropriation	Expended and obligated, 1926		
<b>Field service:</b>					
<b>Salaries and wages—</b>					
Salary range, \$3,900 to \$5,000; average, \$4,400—	<i>Average—</i>	<i>Average—</i>	<i>Average—</i>		
Governor in charge	No. 1 Salary \$4,320	No. 1 Salary \$4,320	No. 1 Salary \$4,020		
Salary range, \$3,300 to \$3,900; average, \$3,600—					
Surgeon	1 3,720	1 3,720	1 3,720		
Salary range, \$3,000 to \$3,600; average, \$3,300—					
Treasurer	1 3,460	1 3,460	1 3,460		
Quartermaster	1 3,360	1 3,360	1 3,360		
Salary range, \$2,700 to \$3,300; average, \$3,000—					
Commissary of subsistence	1 3,120	1 3,120	1 3,120		
Adjutant and inspector	1 3,120	1 3,120	1 3,120		
Salary range, \$2,100 to \$2,700; average, \$2,400—					
Chaplain	1 2,460	1 2,460	1 2,460		
Salary range, \$1,860 to \$2,400; average, \$2,100—					
Clerk, treasurer's	1 2,280	1 2,280	1 2,280		
Clerk, governor's	1 2,160	1 2,160	1 2,160		
Clerk, quartermaster's	1 2,160	1 2,160	1 2,160		
Musician	1 2,040	1 2,040	1 2,040		
Salary range, \$1,560 to \$1,860; average, \$1,680—					
Clerk, treasurer's	1 1,680	1 1,680	1 1,680		
Clerk, quartermaster's	1 1,680	1 1,680	1 1,680		
Salary range, \$1,320 to \$1,680; average, \$1,500—					
Clerk, treasurer's	1 1,440	1 1,440	1 1,440		
Clerk, quartermaster's	1 1,440	1 1,440	1 1,440		
Salary range, \$1,140 to \$1,500; average, \$1,320—					
Chaplain	1 1,320	1 1,320	1 1,320		
Clerk, treasurer's	1 1,320	1 1,320	1 1,320		
Musicians	3 1,200	3 1,200	3 1,200		
Salary range, \$1,020 to \$1,260; average, \$1,040—					
Musicians	4 1,140	4 1,140	4 1,140		
Musicians	2½ 1,080	2½ 1,080	2½ 1,080		
Salary range, \$780 to \$1,020; average, \$900—					
Quartermaster sergeant	1 960	1 960	1 960		
Clerk, quartermaster's	1 960	1 960	1 960		
Sergeant major	1 840	1 840	1 840		
Clerk, adjutant's	1 840	1 840	1 840		
Printer	1 840	1 840	1 840		
Salary range, \$420 to \$600; average, \$510—					
Clerk, quartermaster's	1 576	1 576	1 576		
Company commanders	5 480	5 480	5 480		
Guard sergeant	1 480	1 480	1 480		
Messenger	1 480	1 480	1 480		
Clerk, adjutant's	1 480	1 480	1 480		
Salary range, \$240 to \$420; average, \$330—					
Laborer	1 384	1 384	1 384		
Bugler	1 384	1 384	1 384		
Company sergeants	7 336	7 336	7½ 336		
Guard sergeants	2 336	2 336	2 336		
Watchman	1 336	1 336	1 336		
Guard privates	6 288	6 288	6 288		
Janitors	1 288	1 288	2 288		
Total average number employees	59½	59½	59½		
Total salaries and wages, field service	66,940.00	66,940.00	66,458.00		
Deduct allowances for subsistence, lodging, etc.	12,060.00	12,060.00	11,970.00		
01 Total personal services, cash payment	54,880.00	54,880.00	54,488.00		
02 Stationery and office supplies	824.00	1,146.00	928.60		
Communication service:					
0500 Telegraph service	50.00	40.00	21.74		
0510 Telephone service	824.00	724.80	656.55		
05 Total communication service	874.00	764.00	678.29		
06 Travel expenses	150.00	25.00	20.16		
07 Transportation of things (service)	20.00	10.00			
08 Printing and binding	102.00	25.00	8.10		
09 Advertising and publication notices (service)	50.00	50.00	61.46		
12 Repairs and alterations			19.85		
13 Special and miscellaneous current expenses	200.00	50.00	96.12		
Equipment:					
3010 Furniture, furnishings, and fixtures	400.00	50.00	794.18		
3050 Other equipment					
30 Total equipment	400.00	50.00	794.18		
Total	57,500.00	57,000.00	57,094.76		

*Estimates of appropriations required for the service of the fiscal year ending June 30, 1928—Continued*

General object (title of appropriation), date of acts, references to Statutes at Large, or to Revised Statutes, and estimated amount required for each detailed object

Total amount to be appropriated under each head of appropriation

Amount appropriated for the fiscal year ending June 30, 1927

*National Home for Disabled Volunteer Soldiers, Eastern Branch—Continued.*

Subsistence **[\$106,500]** (acts Mar. 21, 1866, vol. 14, p. 10; Mar. 3, 1875, vol. 18, p. 360; Apr. 15, 1926, vol. 44, p. 293) -----

\$113, 000. 00

	Estimated expenditures, 1928 appropriation	Estimated expenditures, 1927 appropriation	Expended and obligated, 1926
<b>Field service:</b>			
Salaries and wages—	<i>Average—</i>	<i>Average—</i>	<i>Average—</i>
Salary range, \$1,320 to \$1,680; average, \$1,500—	No. Salary	No. Salary	No. Salary
Cook in charge.....	1 1,680	1 1,680	1 1,680
Baker in charge.....	1 1,560	1 1,560	1 1,560
Clerk, commissary storehouse.....	1 1,440	1 1,440	1 1,440
Salary range, \$900 to \$1,140; average, \$1,020—			
Head waiter.....	1 1,020	1 1,020	1 1,020
Salary range, \$780 to \$1,020; average, \$900—			
Cook.....	1 936	1 936	1 936
Laborers.....	1 936	1 936	1 936
Cook.....	1 840	1 840	1 840
Waiters.....	11 840	11 840	10 840
Salary range, \$600 to \$780; average, \$690—			
Baker.....	1 720	1 720	1 720
Meat cutter.....	1 720	1 720	1 720
Commissary sergeant.....	1 660	1 660	1 660
Cook.....	1 660	1 660	1 660
Salary range, \$420 to \$600; average, \$510—			
Clerks.....	1 576	1 576	1 576
Waiters.....	2 480	2 480	2 480
Salary range, \$240 to \$420; average, \$330—			
Dishwashers.....	4 384	4 384	4 384
Laborers.....	2 384	2 384	2 384
Laborers.....	6 336	6 336	6 336
Laborers.....	16 288	16 288	16 288
Total average number of employees.....	53	53	53 1/2
Total salaries and wages, field service.....	30,876.00	30,876.00	30,558.00
Deduct allowances for subsistence, lodging, etc.....	5,760.00	5,760.00	5,940.00
01 Total personal services, cash payment.....	25,116.00	25,116.00	24,618.00
Supplies and materials:			
0260 Provisions.....	84,996.00	79,388.00	85,306.70
0280 Sundry supplies.....	1,500.00	966.00	1,400.55
02 Total supplies and materials.....	86,496.00	80,354.00	86,707.25
30 Furniture, furnishings, and fixtures.....	1,388.00	1,000.00	968.35
Total.....	113,000.00	106,500.00	112,293.00

**Household **[\$102,000]** (same acts) -----**

105, 000. 00

	Estimated expenditures, 1928 appropriation	Estimated expenditures, 1927 appropriation	Expended and obligated, 1926
<b>Field service:</b>			
Salaries and wages—	<i>Average—</i>	<i>Average—</i>	<i>Average—</i>
Salary range, \$1,500 to \$1,860; average, \$1,680—	No. Salary	No. Salary	No. Salary
Engineer.....	1 1,740	1 1,740	1 1,740
Salary range, \$1,140 to \$1,500; average, \$1,320—			
Firemen.....	3 1,380	3 1,380	2 1/2 1,380
Laundry foremen.....	2 1,320	2 1,320	1 1,320
Engineer.....	1 1,260	1 1,260	1 1,260
Firemen.....	3 1,140	3 1,140	3 1,140
Salary range, \$900 to \$1,140; average, \$1,020—			
Laborer.....			1 1,080
Salary range, \$780 to \$1,020; average, \$900—			
Janitress.....	1 840	1 840	1 840
Salary range, \$420 to \$600; average, \$510—			
Laborers.....	3 576	3 576	3 576
Firemen.....	7 480	7 480	5 1/2 480
Laborers.....	6 480	6 480	8 1/2 480
Upholsterer.....	1 480	1 480	1 480
Salary range, \$240 to \$420; average, \$330—			
Laborer.....	1 384	1 384	1 384
Laborers.....	5 336	5 336	5 336
Janitors.....	10 288	10 288	10 288
Total average number of employees.....	44	44	45 1/2
Total salaries and wages, field service.....	27,432.00	27,432.00	27,717.00
Deduct allowances for subsistence, lodging, etc.....	3,960.00	3,960.00	3,930.00
01 Total personal services, cash payment.....	23,472.00	23,472.00	23,787.00
Supplies and materials:			
0230 Fuel.....	58,500.00	56,733.00	57,085.91
0280 Sundry supplies.....	3,028.00	2,967.00	2,949.03
02 Total supplies and materials.....	61,528.00	59,700.00	60,034.94
10 Furnishing heat, light, power, water, and electricity (service).....	19,000.00	18,000.00	17,773.31

## Estimates of appropriations required for the service of the fiscal year ending June 30, 1928—Continued

General object (title of appropriation), date of acts, references to Statutes at Large, or to Revised Statutes, and estimated amount required for each detailed object				Total amount to be appropriated under each head of appropriation	Amount appropriated for the fiscal year ending June 30, 1927
<i>National Home for Disabled Volunteer Soldiers, Eastern Branch—Continued.</i>					
	Estimated expenditures, 1928 appropriation	Estimated expenditures, 1927 appropriation	Expended and obligated, 1926		
Equipment:					
3010 Furniture, furnishings, and fixtures.....	\$500.00	\$400.00	\$1,864.46		
3050 Other equipment.....	500.00	428.00			
30 Total equipment.....	1,000.00	828.00	1,864.46		
Total.....	105,000.00	102,000.00	103,459.71		
Hospital <b>[\$66,500]</b> (acts Mar. 21, 1866, vol. 14, p. 10; Mar. 3, 1875, vol. 18, p. 360; Apr. 16, 1926, vol. 44, p. 293).....				\$72,000.00	
	Estimated expenditures, 1928 appropriation	Estimated expenditures, 1927 appropriation	Expended and obligated, 1926		
Field service:					
Salaries and wages—					
Salary range, \$3,000 to \$3,600; average, \$3,300—	No. Average Salary	No. Average Salary	No. Average Salary		
Assistant surgeons.....	2 \$3,460	2 \$3,460	2 \$3,460		
Assistant surgeon.....	1 3,240	1 3,240	1 3,240		
Assistant surgeons.....	2 3,120	2 3,120	1 3,120		
Salary range, \$1,500 to \$1,800; average, \$1,680—					
Druggist.....	1 1,680	1 1,680	1 1,680		
Salary range, \$1,320 to \$1,680; average, \$1,500—					
Cook.....	1 1,560	1 1,560	1 1,560		
Chief nurse.....	1 1,560	1 1,560	1 1,560		
Salary range, \$1,140 to \$1,500; average, \$1,320—					
Trained nurses.....	9 1,320	8 1,320	9 1,320		
Consultant, dental.....	1 1,260	1 1,260	1 1,260		
Clerk.....	1 1,260	1 1,260	1 1,260		
Salary range, \$780 to \$1,020; average, \$900—					
Headwaiter.....	1 936	1 936	1 936		
Waiters.....	3 840	3 840	3 840		
Laborers.....	5 840	5 840	5 840		
Consultant.....	1 840	1 840	1 840		
Hospital steward.....	1 840	1 840	1 840		
Salary range, \$600 to \$780; average, \$690—					
Cook.....	1 720	1 720	1 720		
Ward attendants.....	2 720	2 720	2 720		
Driver.....	2 660	2 660	2 660		
Ward attendants.....	2 660	2 660	3 660		
Salary range, \$420 to \$600; average, \$510—					
Ward attendants.....	8 576	8 576	8 576		
Clerk.....	1 576	1 576	1 576		
Hospital steward.....	1 576	1 576	1 576		
Cooks.....	2 480	2 480	2 480		
Laborers.....	3 480	3 480	3 480		
Undertaker.....	1 480	1 480	1 480		
Ward attendants.....	12 480	12 480	12 480		
Salary range, \$240 to \$420; average, \$330—					
Dishwashers.....	3 384	3 384	3 384		
Laborer.....	1 384	1 384	1 384		
Funeral escort sergeant.....	1 336	1 336	1 336		
Laborers.....	3 336	3 336	3 336		
Driver.....	1 288	1 288	1 288		
Funeral escort, privates.....	4 288	4 288	4 288		
Laborers.....	16 288	16 288	16 288		
Reader.....	1 288	1 288	1 288		
Total average number of employees.....	92	92	92 1/2		
Total salaries and wages, field service.....	71,250.00	71,250.00	68,536.00		
The difference between 1928 and 1927 is due to increase in force, \$3,600.					
Deduct allowances for subsistence, lodging, etc.....	9,720.00	9,720.00	10,860.00		
01 Total personal services, cash payment.....	61,536.00	61,536.00	57,676.00		
Supplies and materials:					
0210 Medical and hospital supplies.....	6,483.00	3,092.00	5,357.93		
0280 Sundry supplies.....	500.00	396.00	939.01		
02 Total supplies and materials.....	6,983.00	3,488.00	6,296.94		
07 Transportation of things (service).....	25.00	51.00			
22 Burial expenses.....	1,706.00	1,200.00	614.00		
Equipment:					
3010 Furniture, furnishings, and fixtures.....	150.00	25.00	42.59		
3050 Other equipment.....	100.00		59.36		
3020 Educational, scientific, and recreational equipment.....	1,500.00	200.00			
30 Total equipment.....	1,750.00	225.00	101.95		
Total.....	72,000.00	66,500.00	64,688.89		



## Estimates of appropriations required for the service of the fiscal year ending June 30, 1928—Continued

General object (title of appropriation), date of acts, references to Statutes at Large, or to Revised Statutes, and estimated amount required for each detailed object				Total amount to be appropriated under each head of appropriation	Amount appropriated for the fiscal year ending June 30, 1927
<b>National Home for Disabled Volunteer Soldiers, Eastern Branch—Continued.</b>					
Transportation (acts Mar. 21, 1866, vol. 14, p. 10; Mar. 3, 1875, vol. 18, p. 360; Apr. 15, 1926, vol. 44, p. 293)-----				\$500. 00	
06 Travel expenses: Expenditures—1923, \$500; 1927, \$500; 1926, \$500.					
Repairs (same acts)-----				35, 000. 00	
	Estimated expenditures, 1928 appropriation	Estimated expenditures, 1927 appropriation	Expended and obligated, 1926		
<b>Field service:</b>					
Salaries and wages—	Average—	Average—	Average—		
Salary range, \$2,400 to \$3,000; average, \$2,700—	No. Salary	No. Salary	No. Salary		
Mason.....	1 2,460	1 2,460	1 2,460		
Salary range, \$2,100 to \$2,700; average, \$2,400—					
Chief engineer.....	1 1,740	1 1,740	1 1,740		
Salary range, \$1,500 to \$1,800; average, \$1,680—					
Carpenter.....	1 1,740	1 1,740	1 1,740		
Painter.....	2 1,620	2 1,620	1 1,620		
Carpenters.....	2 1,620	2 1,620	1 1,620		
Painters.....	1 1,620	1 1,620	1 1,620		
Plumber.....	1 1,620	1 1,620	1 1,620		
Steamfitter.....	1 1,380	1 1,380	1 1,380		
Salary range, \$1,140 to \$1,500; average, \$1,320—					
Tinsmith.....	1 1,260	1 1,260	1 1,260		
Steamfitter.....	1 936	1 936	1 936		
Carpenter.....	1 576	1 576	1 576		
Salary range, \$780 to \$1,020; average, \$900—					
Laborer.....	4 480	4 480	5 480		
Salary range, \$420 to \$600; average, \$510—					
Laborers.....	2 384	2 384	1 384		
Carpenter.....	6 384	6 384	6 384		
Salary range, \$240 to \$420; average, \$330—					
Carpenters.....	4 384	4 384	3 384		
Laborers.....	1 336	1 336	1 336		
Painters.....	2 288	2 288	1 288		
Laborer.....					
Laborers.....	32 27,252.00	32 27,252.00	32 26,546.00		
Total average number employees.....	3 600.00	3 600.00	4 020.00		
Total salaries and wages, field service.....					
Deduct allowances for subsistence, lodging, etc.....					
01 Total personal services, cash payment.....	23,652.00	23,652.00	22,526.00		
Deduct expenditures for personal services included in objects named below.....	23,652.00	23,652.00	22,526.00		
02 Supplies and materials.....	10,000.00	10,000.00	7,178.63		
12 Repairs and alterations.....	25,000.00	25,000.00	23,729.13		
Total.....	35,000.00	35,000.00	30,907.76		
<b>Farm (same acts)-----</b>				26, 000. 00	
	Estimated expenditures, 1928 appropriation	Estimated expenditures, 1927 appropriation	Expended and obligated, 1926		
<b>Field service:</b>					
Salaries and wages—	Average—	Average—	Average—		
Salary range, \$2,100 to \$2,700; average, \$2,400—	No. Salary	No. Salary	No. Salary		
Teamster with two-horse team.....	1 1,680	1 1,680	1 1,680		
Salary range, \$1,500 to \$1,800; average, \$1,680—					
Chief gardener.....	1 1,680	1 1,680	1 1,680		
Farmer.....					
Salary range, \$1,140 to \$1,500; average, \$1,320—					
Laborer.....			1 1,440		
Salary range, \$1,020 to \$1,260; average, \$1,040—					
Herdsmen.....	1 1,200	1 1,200	1 1,200		
Salary range, \$780 to \$1,020; average, \$900—					
Laborers.....	5 936	5 936	5 936		
Horseshoer.....	1 840	1 840	1 840		
Laborer.....	1 840	1 840	1 840		
Salary range, \$600 to \$780; average, \$600—					
Laborer.....	1 720	1 720	1 720		
Superintendent of cemetery.....	1 720	1 720	1 720		
Salary range, \$420 to \$600; average, \$510—					
Laborer.....	1 576	1 576	1 576		
Laborers.....	3 480	3 480	3 480		
Farm hand.....			2 480		
Gardeners.....			1 480		
Laborer.....	1 444	1 444	1 444		
Gardeners.....			1 384		
Salary range, \$240 to \$420; average, \$330—					
Laborers.....	4 336	4 336	3 336		
Harness maker.....	1 288	1 288	1 288		
Laborers.....	10 288	10 288	8 288		
Total average number employees.....	32 19,332.00	32 19,332.00	35 22,254.00		
Total salaries and wages, field service.....	3 600.00	3 600.00	2 280.00		
Deduct allowances for subsistence, lodging, etc.....					
01 Total personal services, cash payment.....	15,732.00	15,732.00	20,004.00		

## Estimates of appropriations required for the service of the fiscal year ending June 30, 1928—Continued

General object (title of appropriation), date of acts, references to Statutes at Large, or to Revised Statutes, and estimated amount required for each detailed object				Total amount to be appropriated under each head of appropriation	Amount appropriated for the fiscal year ending June 30, 1927
<i>National Home for Disabled Volunteer Soldiers, Eastern Branch—Continued.</i>					
	Estimated expenditures, 1928 appropriation	Estimated expenditures, 1927 appropriation	Expended and obligated, 1926		
Supplies and materials:					
0250 Forage and other supplies for animals.....	\$5,000.00	\$5,000.00	\$3,519.34		
0280 Sundry supplies.....	4,868.00	4,868.00	1,687.97		
02 Total supplies and materials.....	9,868.00	9,868.00	5,207.31		
30 Equipment (livestock, etc.).....	400.00	400.00	610.69		
Total.....	26,000.00	26,000.00	25,822.00		
In all, Eastern Branch.....				\$409,000.00	\$393,500.00
<i>National Home for Disabled Volunteer Soldiers, Southern Branch—</i> Southern Branch, Hampton, Virginia: Current expenses (acts Mar. 21, 1866, vol. 14, p. 10; Mar. 3, 1875, vol. 18, p. 380; Apr. 15, 1926, vol. 44, p. 293)				\$65,000.00	
	Estimated expenditures, 1928 appropriation	Estimated expenditures, 1927 appropriation	Expended and obligated, 1926		
Field services:					
Salaries and wages—					
Salary range, \$3,800 to \$5,000; average, \$4,400—					
Governor.....	No. 1, Average Salary \$4,320	No. 1, Average Salary \$4,320	No. 1, Average Salary \$4,320		
Surgeon.....	1 4,020	1 4,020	1 4,020		
Salary range, \$3,000 to \$3,600; average, \$3,300—					
Treasurer.....	1 3,460	1 3,460	1 3,460		
Quartermaster.....	1 3,360	1 3,360	1 3,360		
Commissary of subsistence.....	1 3,120	1 3,120	1 3,120		
Adjutant and inspector.....	1 3,120	1 3,120	1 3,120		
Salary range, \$1,860 to \$2,400; average, \$2,100—					
Chaplain.....	1 2,460	1 2,460	1 2,460		
Chief clerk, treasurer's office.....	1 2,280	1 2,280	1 2,280		
Chief clerk, quartermaster's office.....	1 2,160	1 2,160	1 2,160		
Clerk, governor's office.....	1 2,160	1 2,160	1 2,160		
Musician, band leader.....	1 2,040	1 2,040	1 2,040		
Salary range, \$1,500 to \$1,860; average, \$1,680—					
Clerks.....	2 1,800	2 1,800	2 1,800		
Clerks.....	3 1,560	3 1,560	3 1,560		
Salary range, \$1,140 to \$1,500; average, \$1,320—					
Chaplain.....	1 1,320	1 1,320	1 1,320		
Quartermaster sergeant.....	1 1,320	1 1,320	1 1,320		
Clerk.....	3 1,320	3 1,320	3 1,320		
Salary range, \$1,020 to \$1,260; average, \$1,140—					
Printer.....	1 1,200	1 1,200	1 1,200		
Musicians.....	3 1,200	3 1,200	2½ 1,200		
Musicians.....	3 1,140	3 1,140	3½ 1,140		
Sergeant major.....	1 1,140	1 1,140	1 1,140		
Musicians.....	2½ 1,080	2½ 1,080	2½ 1,080		
Guard sergeant.....	1 1,080	1 1,080	1 1,080		
Salary range, \$780 to \$1,020; average, \$900—					
Company commanders.....	2 936	2 936	2 936		
Clerks.....	2 936	2 936	2 936		
Company commanders.....	7 840	7 840	7 840		
Clerks.....	2 840	2 840	2 840		
Messenger.....	1 840	1 840	1 840		
Telephone operators.....	3 840	3 840	2½ 840		
Salary range, \$600 to \$780; average, \$690—					
Hugler.....	1 744	1 744	1 744		
Company sergeants.....	9 696	9 696	9 696		
Watchman.....	1 696	1 696	1 696		
Guard privates.....	6 648	6 648	5½ 648		
Janitors.....	4 648	4 648	4 648		
Total average number of employees.....	70½	70½	70½		
Total salaries and wages, field service.....	89,368.00	89,368.00	89,734.79		
Deduct allowances for subsistence, lodging, etc.....	27,900.00	27,900.00	27,999.00		
01 Total personal services, cash payment.....	61,468.00	61,468.00	61,735.79		
Supplies and materials:					
0200 Stationery and office supplies.....	1,780.00	1,780.00	997.44		
0280 Sundry supplies.....	459.20	459.20	316.60		
02 Total supplies and materials.....	2,239.20	2,239.20	1,314.04		
Communication service:					
0500 Telegraph service.....	100.00	100.00	83.49		
0510 Telephone service.....	240.00	240.00	237.26		
05 Total communication service.....	340.00	340.00	320.75		
06 Travel expenses.....	150.00	150.00	136.64		
09 Advertising and publication of notices (service).....	75.00	75.00	68.87		
13 Special and miscellaneous current expenses.....	142.80	142.80	142.80		
30 Equipment.....	585.00	585.00	216.38		
Total.....	65,000.00	65,000.00	62,935.27		

*Estimates of appropriations required for the service of the fiscal year ending June 30, 1928—Continued*

General object (title of appropriation), date of acts, references to Statutes at Large, or to Revised Statutes, and estimated amount required for each detailed object

Total amount to be appropriated under each head of appropriation

Amount appropriated for the fiscal year ending June 30, 1927

*National Home for Disabled Volunteer Soldiers, Southern Branch—Continued.*Subsistence **[\$260,000]** (acts Mar. 21, 1866, vol. 14, p. 10; Mar. 3, 1875, vol. 18, p. 360; Apr. 15, 1926, vol. 44, p. 293)-----**\$262, 200. 00**

	Estimated expenditures, 1928 appropriation		Estimated expenditures, 1927 appropriation		Expended and obligated, 1926
	<i>Average—</i>		<i>Average—</i>		<i>Average—</i>
	No.	Salary	No.	Salary	No. Salary
Field service:					
Salaries and wages—					
Salary range, \$1,500 to \$1,860; average, \$1,680—					
Cook.....	1	\$1,800	1	\$1,800	1 \$1,800
Cook.....	1	1,560	1	1,560	1 1,560
Baker.....	1	1,560	1	1,560	1 1,560
Salary range, \$1,140 to \$1,500; average, \$1,320—					
Clerk.....	1	1,440	1	1,440	1 1,440
Cooks.....	2	1,200	2	1,200	2 1,200
Salary range, \$1,020 to \$1,260; average, \$1,140—					
Baker.....	1	1,080	1	1,080	1 1,080
Meat cutter.....	1	1,080	1	1,080	1 1,080
Cook.....	1	1,080	1	1,080	1 1,080
Cooks.....	2	1,020	2	1,020	2 1,020
Commissary sergeant.....	1	1,020	1	1,020	1 1,020
Headwaiter.....	1	1,020	1	1,020	1 1,020
Salary range, \$780 to \$1,020; average, \$900—					
Clerk.....	1	936	1	936	1 936
Cooks.....	3	936	3	936	2 936
Head waiter.....	1	936	1	936	1 936
Laborers.....	3	936	3	936	3 936
Laborers.....	6	840	6	840	5 840
Meat cutter.....					1 840
Waiters.....	35	840	35	840	29 840
Salary range, \$600 to \$780; average, \$690—					
Laborers.....	16	744	16	744	16 744
Laborers.....	2	696	2	696	2 696
Laborers.....	15	648	15	648	15 648
Total average number of employees.....	94		94		89 1/2
Total salaries and wages, field service.....		79,944.00		79,944.00	75,197.31
Deduct allowances for subsistence, lodging, etc.....		33,840.00		33,840.00	32,130.00
01 Total personal services, cash payment.....		46,104.00		46,104.00	43,067.31
Supplies and materials:					
0260 Provisions.....		211,052.00		209,152.00	214,151.08
0280 Sundry supplies.....		2,744.00		2,744.00	2,757.76
02 Total supplies and materials.....		213,796.00		211,896.00	216,908.84
Equipment:					
3010 Furniture, furnishing and fixtures.....		1,000.00		1,000.00	1,256.64
3050 Other equipment.....		1,300.00		1,000.00	1,515.15
30 Total equipment.....		2,300.00		2,000.00	2,771.79
Total.....		262,200.00		260,000.00	262,747.94

*Household **[\$127,000]** (same acts)-----***126, 000. 00**

	Estimated expenditures, 1928 appropriation		Estimated expenditures, 1927 appropriation		Expended and obligated, 1926
	<i>Average—</i>		<i>Average—</i>		<i>Average—</i>
	No.	Salary	No.	Salary	No. Salary
Field service:					
Salaries and wages—					
Salary range, \$1,500 to \$1,860; average, \$1,680—					
Engineer.....	1	\$1,860	1	\$1,860	1 \$1,860
Engineers.....	3	1,740	3	1,740	3 1,740
Salary range, \$1,140 to \$1,500; average, \$1,320—					
Engineer.....	1	1,380	1	1,380	1 1,380
Firemen.....	6	1,380	6	1,380	6 1,380
Laundry foreman.....	1	1,320	1	1,320	1 1,320
Laborers.....	3	1,200	3	1,200	3 1,200
Salary range, \$780 to \$1,020; average, \$900—					
Laborers.....	2	1,020	2	1,020	2 1,020
Engineers.....	3	936	3	936	3 936
Laborers.....	11	840	11	840	11 840
Upholsterer.....	1	840	1	840	1 840
Salary range, \$600 to \$780; average, \$690—					
Seamstress.....	1	744	1	744	1 744
Laborers.....	4	696	4	696	4 696
Janitors.....	5	648	5	648	5 648
Laborers.....	5	648	5	648	5 648
Total average number of employees.....	47		47		47 1/2
Total salaries and wages, field service.....		46,596.00		46,596.00	47,167.12
Deduct allowances for subsistence, lodging, etc.....		16,920.00		16,920.00	17,190.00
Total personal services, cash payment.....		29,676.00		29,676.00	29,977.12
Supplies and materials:					
0200 Stationery and office supplies.....		5,500.00		5,500.00	5,756.65
0230 Fuel.....		66,114.00		67,114.00	65,245.02
0280 Sundry supplies.....		2,000.00		2,000.00	2,105.99
02 Total supplies and materials.....		73,614.00		74,614.00	73,107.66
10 Furnishing heat, light, power, water, electricity (services).....		17,000.00		17,000.00	16,462.18

## Estimates of appropriations required for the service of the fiscal year ending June 30, 1928—Continued

General object (title of appropriation), date of acts, references to Statutes at Large, or to Revised Statutes, and estimated amount required for each detailed object

Total amount to be appropriated under each head of appropriation

Amount appropriated for the fiscal year ending June 30, 1927

## National Home for Disabled Volunteer Soldiers, Southern Branch—Continued.

	Estimated expenditures, 1928 appropriation	Estimated expenditures, 1927 appropriation	Expended and obligated, 1926
Equipment:			
3010 Furniture, furnishings, and fixtures.....	\$5,500.00	\$5,500.00	\$5,453.93
3050 Other equipment.....	220.00	220.00	132.00
30 Total equipment.....	5,720.00	5,720.00	5,585.93
Total.....	126,000.00	127,000.00	125,132.89

Hospital [ \$155,000 ] (acts Mar. 21, 1866, vol. 14, p. 10; Mar. 3, 1875, vol. 18, p. 360; Apr. 15, 1926, vol. 44, p. 293).....

\$160,000.00

	Estimated expenditures, 1928 appropriation	Estimated expenditures, 1927 appropriation	Expended and obligated, 1926
Field service:			
Salaries and wages—			
Salary range, \$3,300 to \$3,900; average, \$3,600—			
Assistant surgeons.....	No. 2 Average Salary \$3,720	No. 2 Average Salary \$3,720	No. 1 1/4 Average Salary \$3,720
Salary range, \$3,000 to \$3,600; average, \$3,300—			
Assistant surgeons.....	2 3,460	2 3,460	1 1/4 3,460
Assistant surgeons.....	3 3,240	3 3,240	2 3/4 3,240
Assistant surgeon.....	1 3,120	1 3,120	2 1/4 3,120
Salary range, \$1,500 to \$1,800; average, \$1,680—			
Chief nurse.....	1 1,800	1 1,800	1 1,800
Occupational therapy aid.....	1 1,680	1 1,680	1 1,680
Executive clerk.....	1 1,560	1 1,560	1 1,560
Cook.....	1 1,560	1 1,560	1 1,560
Dietitian.....	1 1,560	1 1,560	1 1,560
Druggist.....	1 1,560	1 1,560	1 1,560
Trained nurses.....	2 1,560	2 1,560	2 1,560
Technician.....	1 1,560	1 1,560	1 1,560
Salary range, \$1,140 to \$1,500; average, \$1,320—			
Trained nurses.....	10 1,440	10 1,440	10 1,440
Consultant.....	1 1,320	1 1,320	1 1,320
Clerk.....	1 1,320	1 1,320	2 1,320
Druggist.....	1 1,320	1 1,320	1 1/4 1,320
Trained nurses.....	12 1,320	12 1,320	10 1/4 1,320
Technicians.....	2 1,320	2 1,320	2 1/4 1,320
Hospital steward.....	1 1,320	1 1,320	1 1,260
Salary range, \$1,020 to \$1,260; average, \$1,140—			
Consultant.....	1 1,200	1 1,200	1 1,200
Cook.....	1 1,200	1 1,200	1 1,200
Hospital stewards.....	2 1,080	2 1,080	2 1,080
Clerk.....	1 1,080	1 1,080	2 1,080
Technician.....	1 1,080	1 1,080	1 1,080
Ward attendants.....	4 1,080	4 1,080	2 1,080
Physiotherapy aid.....	1 1,080	1 1,080	1 1,080
Driver.....	1 1,020	1 1,020	1 1,020
Ward attendants.....	18 1,020	18 1,020	18 1/4 1,020
Salary range, \$780 to \$1,020; average, \$900—			
Cooks.....	3 936	3 936	3 936
Head waiter.....	1 936	1 936	1 936
Laborers.....	2 936	2 936	2 936
Ward attendants.....	23 936	23 936	23 1/4 936
Cook.....	1 840	1 840	1 840
Laborers.....	4 840	4 840	4 840
Waiters.....	6 840	6 840	6 840
Ward attendants.....	24 840	24 840	25 1/4 840
Undertaker.....	1 840	1 840	1 840
Salary range, \$600 to \$780; average, \$690—			
Laborers.....	24 744	24 744	24 1/4 744
Seamstress.....	1 744	1 744	1 744
Undertaker.....	1 696	1 696	1 696
Funeral escort sergeant.....	1 696	1 696	1 696
Laborers.....	16 648	16 648	15 1/4 648
Funeral escort privates.....	8 648	8 648	7 1/4 648
Reader.....	1 648	1 648	1 648
Total average number of employees.....	190	190	192
Total salaries and wages, field service.....	203,828.00	203,828.00	205,378.23
Deduct allowances for subsistence, lodging, etc.....	71,640.00	71,640.00	72,000.00
01 Total personal services, cash payment.....	132,188.00	132,188.00	133,378.23
Supplies and materials:			
0210 Medical and hospital supplies.....	7,660.00	6,660.00	3,368.87
0220 Scientific and educational supplies.....	152.00	152.00	137.75
0280 Sundry supplies.....	15,000.00	13,000.00	14,427.92
02 Total supplies and materials.....	22,812.00	19,812.00	17,934.54
Equipment:			
3010 Furniture, furnishings, and fixtures.....	1,500.00	500.00	613.98
3060 Other equipment.....	3,500.00	2,500.00	2,208.72
30 Total equipment.....	5,000.00	3,000.00	2,822.70
Total.....	160,000.00	155,000.00	154,130.47

## Estimates of appropriations required for the service of the fiscal year ending June 30, 1928—Continued

General object (title of appropriation), date of acts, references to Statutes at Large, or to Revised Statutes, and estimated amount required for each detailed object				Total amount to be appropriated under each head of appropriation	Amount appropriated for the fiscal year ending June 30, 1927
<b>National Home for Disabled Volunteer Soldiers, Southern Branch—Continued.</b>					
Transportation (acts Mar. 21, 1866, vol. 14, p. 10; Mar. 3, 1875, vol. 18, p. 360; Apr. 15, 1926, vol. 44, p. 293)-----				\$1,000.00	
06 Travel expenses: Expenditures—1928, \$1,000; 1927, \$1,000; 1926, \$984.12.					
Repairs (same acts)-----				50,000.00	
	Estimated expenditures, 1928 appropriation	Estimated expenditures, 1927 appropriation	Expended and obligated, 1926		
Field service:					
Salaries and wages—	Average—	Average—	Average—		
Salary range \$2,100 to \$2,700; average, \$2,400—	No. Salary	No. Salary	No. Salary		
Chief engineer.....	1 \$2,580	1 \$2,580	1 \$2,580		
Salary range, \$1,500 to \$1,860; average, \$1,680—					
Carpenter.....	1 1,740	1 1,740	1 1,740		
Electrical worker.....	1 1,740	1 1,740	1 1,740		
Painter.....	1 1,740	1 1,740	1 1,740		
Steamfitters.....	2 1,740	2 1,740	2 1,740		
Carpenter.....	1 1,620	1 1,620	1 1,620		
Machinist.....	1 1,620	1 1,620	1 1,620		
Painters.....	2 1,620	2 1,620	2 1,620		
Plumbers.....	2 1,620	2 1,620	2 1,620		
Tinsmith.....	1 1,500	1 1,500	1 1,500		
Salary range, \$1,140 to \$1,500; average, \$1,320—					
Electrical worker.....	1 1,320	1 1,320	1 1,320		
Salary range, \$780 to \$1,020; average, \$900—					
Laborers.....	3 1,020	3 1,020	3 1,020		
Mason.....	1 1,020	1 1,020	1 1,020		
Laborers.....	2 840	2 840	1 840		
Salary range, \$600 to \$780; average, \$690—					
Carpenters.....	3 744	3 744	2 744		
Laborer.....	1 744	1 744	1 744		
Painters.....	3 744	3 744	2 744		
Laborers.....	3 648	3 648	3 648		
Total average number of employees.....	30	30	29 1/2		
Total salaries and wages, field service.....	36,732.00	36,732.00	35,761.42		
Deduct allowances for subsistence, lodging, etc.....	10,800.00	10,800.00	10,470.00		
01 Cash payment, salaries and wages.....	25,932.00	25,932.00	25,291.42		
Deduct expenditures for personal services included in objects named below.....	25,932.00	25,932.00	25,291.42		
02 Supplies and materials.....	18,000.00	18,000.00	18,030.81		
12 Repairs and alterations.....	30,000.00	31,000.00	30,801.71		
30 Equipment.....	2,000.00	1,000.00	514.70		
Total.....	50,000.00	50,000.00	49,347.22		
Farm (same acts)-----				15,000.00	
	Estimated expenditures, 1928 appropriation	Estimated expenditures, 1927 appropriation	Expended and obligated, 1926		
Field service:					
Salaries and wages—	Average—	Average—	Average—		
Salary range, \$1,860 to \$2,400; average, \$2,100—	No. Salary	No. Salary	No. Salary		
Chief gardener.....	1 \$2,040	1 \$2,040	1 \$2,040		
Salary range, \$780 to \$1,020; average, \$900—					
Truck driver.....	1 1,020	1 1,020	1 1,020		
Laborers.....	4 936	4 936	3 936		
Horseshoer.....	1 840	1 840	1 840		
Laborers.....	4 804	4 804	3 804		
Salary range, \$600 to \$780; average, \$690—					
Laborers.....	2 696	2 696	1 696		
Laborers.....	10 648	10 648	10 648		
Total average number of employees.....	23	23	21 1/2		
Total salaries and wages, field service.....	19,386.00	19,386.00	17,814.28		
Deduct allowances for sales, lodging, etc.....	8,640.00	8,640.00	7,920.00		
01 Total personal services, cash payment.....	10,746.00	10,746.00	9,894.28		
Supplies and materials:					
2030 Fuel.....	1,958.00	1,958.00	1,655.44		
0250 Forage and other supplies for animals.....	596.00	596.00	684.63		
0290 Sundry supplies.....	1,200.00	1,200.00	1,622.07		
02 Total supplies and materials.....	3,754.00	3,754.00	3,962.14		
30 Equipment.....	500.00	500.00	837.79		
Total.....	15,000.00	15,000.00	14,694.21		
In all, Southern Branch-----				\$679,200.00	\$673,000.00

## Estimates of appropriations required for the service of the fiscal year ending June 30, 1928—Continued

General object (title of appropriation), date of acts, references to Statutes at Large, or to Revised Statutes, and estimated amount required for each detailed object				Total amount to be appropriated under each head of appropriation	Amount appropriated for the fiscal year ending June 30, 1927
<b>National Home for Disabled Volunteer Soldiers, Western Branch—</b> <b>Western Branch, Leavenworth, Kansas: Current expenses (acts Mar. 21, 1866, vol. 14, p. 10; Mar. 3, 1875, vol. 18, p. 360; Apr. 15, 1926, vol. 44, p. 293)</b>				\$68,000.00	
	Estimated expenditures, 1928 appropriation	Estimated expenditures, 1927 appropriation	Expended and obligated, 1926		
<b>Field service:</b>					
<b>Salaries and wages—</b>	<i>Average—</i>	<i>Average—</i>	<i>Average—</i>		
Salary range, \$3,300 to \$3,900; average, \$3,600—	No. Salary	No. Salary	No. Salary		
Surgeon.....	1 \$3,720	1 \$3,720	1 \$3,720		
Salary range, \$3,000 to \$3,600; average, \$3,300—					
Treasurer.....	1 3,460	1 3,460	1 3,460		
Quartermaster.....	1 3,360	1 3,360	1 3,360		
Salary range, \$2,700 to \$3,300; average, \$3,000—					
Commissary of subsistence.....	1 3,120	1 3,120	1 3,120		
Adjutant and inspector.....	1 3,120	1 3,120	1 3,120		
Salary range, \$2,400 to \$3,000; average, \$2,700—					
Chaplains.....	2 2,460	2 2,460	2 2,460		
Salary range, \$2,100 to \$2,700; average, \$2,400—					
Chief clerk, treasurer.....	1 2,280	1 2,280	1 2,280		
Chief clerks, governor and quartermaster.....	2 2,160	2 2,160	2 2,160		
Salary range, \$1,900 to \$2,400; average, \$2,100—					
Chief musician.....	1 2,040	1 2,040	1 2,040		
Contract clerk.....	1 1,920	1 1,920	1 1,920		
Salary range, \$1,500 to \$1,860; average, \$1,680—					
Clerks, pension and property.....	2 1,680	2 1,680	2 1,680		
Salary range, \$1,320 to \$1,680; average, \$1,500—					
Clerk.....	1 1,440	1 1,440	1 1,440		
Salary range, \$1,140 to \$1,500; average, \$1,320—					
Clerks.....	2 1,320	2 1,320	2 1,320		
Clerk.....	1 1,260	1 1,260	1 1,260		
Clerk.....	1 1,200	1 1,200	2 1,200		
Musicians.....	3½ 1,200	3½ 1,200	3½ 1,200		
Printer.....	1 1,200	1 1,200	1 1,200		
Salary range, \$1,020 to \$1,260; average, \$1,140—					
Musicians.....	3½ 1,140	3½ 1,140	3½ 1,140		
Salary range, \$900 to \$1,140; average, \$1,020—					
Musicians.....	2½ 1,080	2½ 1,080	2½ 1,080		
Quartermaster sergeant.....	1 960	1 960	1 960		
Salary range, \$780 to \$1,020; average, \$900—					
Telephone operators.....	3 840	3 840	3½ 840		
Salary range, \$600 to \$780; average, \$690—					
Sergeant major.....	1 780	1 780	1 780		
Governor.....	1 720	1 720	1 720		
Clerks.....	2 720	2 720	2½ 720		
Salary range, \$420 to \$600; average, \$510—					
Company commanders.....	3 576	3 576	3 576		
Clerks.....	2 576	2 576	2 576		
Company commanders.....	9 480	9 480	9 480		
Guard sergeant.....	1 480	1 480	1 480		
Clerk.....	1 480	1 480	1 480		
Messenger.....	1 480	1 480	1 480		
Salary range, \$240 to \$420; average, \$330—					
Bugler.....	1 384	1 384	1 384		
Company sergeants.....	12 336	12 336	12 326		
Laborer.....	1 336	1 336	1 336		
Guard sergeant.....	1 336	1 336	1 336		
Guard privates.....	9 288	9 288	9 288		
Janitors.....	2 288	2 288	2 288		
Laborer.....	1 288	1 288	½ 288		
Total average number of employees.....	81½	81½	81½		
Total salaries and wages, field service.....	77,839.00	77,839.00	77,321.00		
Deduct allowances for subsistence, lodging, etc.....	14,940.00	14,940.00	14,769.00		
01 Total personal services, cash payment.....	62,899.00	62,899.00	62,561.00		
02 Stationery and office supplies.....	1,500.00	1,500.00	1,775.76		
Communication service:					
0500 Telegraph service.....	88.00	88.00	87.83		
0510 Telephone service.....	470.00	470.00	470.70		
05 Total communication service.....	558.00	558.00	558.53		
Travel expenses:					
0615 Transportation.....	340.00	340.00	345.46		
0616 Subsistence.....	10.00	10.00	6.50		
06 Total travel expenses.....	350.00	350.00	351.96		
06 Printing and binding.....	1.00	1.00	1.00		
09 Advertising and publication of notices (services).....	45.00	45.00	44.50		
13 Special and miscellaneous current expense.....	600.00	600.00	596.05		
Equipment:					
3010 Furniture, furnishings, and fixtures.....	800.00	800.00	1,065.97		
3050 Other equipment.....	1,247.00	1,247.00	2,385.45		
30 Total equipment.....	2,047.00	2,047.00	3,451.42		
Total.....	68,000.00	68,000.00	69,340.22		

## Estimates of appropriations required for the service of the fiscal year ending June 30, 1928—Continued

General object (title of appropriation), date of acts, references to Statutes at Large, or to Revised Statutes, and estimated amount required for each detailed object	Total amount to be appropriated under each head of appropriation	Amount appropriated for the fiscal year ending June 30, 1927
--	--	--

## National Home for Disabled Volunteer Soldiers, Western Branch—Continued.

Subsistence **[\$240,000]** (acts Mar. 21, 1866, vol. 14, p. 10; Mar. 3, 1875, vol. 18, p. 360; Apr. 15, 1926, vol. 44, p. 293)

\$245, 000. 00

	Estimated expenditures, 1928 appropriation	Estimated expenditures, 1927 appropriation	Expended and obligated, 1926
<b>Field service:</b>			
<b>Salaries and wages—</b>			
Salary range, \$1,320 to \$1,690; average, \$1,320—	<i>Average—</i>	<i>Average—</i>	<i>Average—</i>
	No. Salary	No. Salary	No. Salary
Cook.....	1 \$1,680	1 \$1,680	1 \$1,680
Baker.....	1 1,560	1 1,560	1 1,560
Clerk.....	1 1,440	1 1,440	1 1,440
Cook.....	1 1,320	1 1,320	1 1,320
Baker.....	1 1,320	1 1,320	1 1,320
Salary range, \$1,020 to \$1,260; average, \$1,140—			
Meat cutter.....	1 1,200	1 1,200	1 1,200
Cook.....	1 1,200	1 1,200	1 1,200
Baker.....	1 1,200	1 1,200	1 1,200
Head waiter.....	1 1,020	1 1,020	1 1,020
Salary range, \$780 to \$1,020; average, \$900—			
Head waiter.....	1 936	1 936	1 936
Waiters.....	32 840	32 840	34 840
Salary range, \$600 to \$780; average, \$690—			
Commissary sergeant.....	1 660	1 660	1 660
Cooks.....	3 660	3 660	3 660
Salary range, \$420 to \$600; average, \$510—			
Clerk.....	3 480	3 480	1 576
Laborers.....	26 336	26 336	25 336
Salary range, \$240 to \$384; average, \$330—			
Waiter.....	1 384	1 384	1 384
Laborers.....	7 384	7 384	6 384
Laborers.....	26 336	26 336	25 336
Total average number of employees.....	83	83	85
Total salaries and wages, field service.....	56,744	56,744	57,841
Deduct allowance for subsistence, lodging, etc.....	15,120	15,120	16,080
<b>01 Total personal services, cash payment.....</b>	<b>41,624</b>	<b>41,624</b>	<b>41,761</b>
<b>Supplies and materials:</b>			
0240 Wearing apparel.....	500.00	400.00	319.19
0260 Provisions.....	197,376.00	143,976.00	199,428.13
0280 Sundry supplies.....	3,000.00	2,000.00	2,353.09
<b>02 Total supplies and materials.....</b>	<b>200,876.00</b>	<b>196,376.00</b>	<b>202,105.41</b>
<b>Equipment:</b>			
3010 Furniture, furnishings, and fixtures.....	2,000.00	1,800.00	1,801.05
3050 Other equipment.....	500.00	200.00	234.02
<b>30 Total equipment.....</b>	<b>2,500.00</b>	<b>2,000.00</b>	<b>2,035.07</b>
<b>Total.....</b>	<b>245,000.00</b>	<b>240,000.00</b>	<b>245,901.48</b>

Household **[\$140,000]** (same acts)

145, 000. 00

	Estimated expenditures, 1928 appropriation	Estimated expenditures, 1927 appropriation	Expended and obligated, 1926
<b>Field service:</b>			
<b>Salaries and wages—</b>			
Salary range, \$1,680 to \$2,040; average, \$1,860—	<i>Average—</i>	<i>Average—</i>	<i>Average—</i>
	No. Salary	No. Salary	No. Salary
Engineer.....	1 \$1,980	1 \$1,980	1 \$1,980
Engineers.....	3 1,680	3 1,680	3 1,680
Salary range \$1,140 to \$1,500; average, \$1,320—			
Firemen.....	3 1,380	3 1,380	3 1,380
Laundry foreman.....	1 1,200	1 1,200	1 1,200
Laborer.....	1 1,200	1 1,200	1 1,200
Firemen.....	1 1,140	1 1,140	1 1,140
Salary range \$780 to \$1,020; average \$900—			
Janitor.....	1 840	1 840	1 840
Salary range \$600 to \$780; average \$690—			
Upholsterer.....	1 744	1 744	1 744
Laborer.....	1 660	1 660	1 660
Salary range \$420 to \$600; average \$510—			
Laborers.....	9 480	9 480	8 480
Salary range \$240 to \$420; average \$330—			
Laborers.....	5 336	5 336	4 336
Janitors.....	41 288	41 288	40 288
Total average number of employees.....	67	67	68
Total salaries and wages, field service.....	33,612.00	33,612.00	35,311.00
Deduct allowances for subsistence, lodging, etc.....	3,960.00	3,960.00	4,530.00
<b>01 Total personal services, cash payment.....</b>	<b>29,652.00</b>	<b>29,652.00</b>	<b>30,781.00</b>

## Estimates of appropriations required for the service of the fiscal year ending June 30, 1928—Continued

General object (title of appropriation), date of acts, references to Statutes at Large, or to Revised Statutes, and estimated amount required for each detailed object				Total amount to be appropriated under each head of appropriation	Amount appropriated for the fiscal year ending June 30, 1927
<i>National Home for Disabled Volunteer Soldiers, Western Branch—Continued.</i>					
	Estimated expenditures, 1928 appropriation	Estimated expenditures, 1927 appropriation	Expended and obligated, 1926		
Supplies and materials:					
0230 Fuel.....	\$75,000.00	\$75,000.00	\$74,997.17		
0280 Sundry supplies.....	8,848.00	5,348.00	9,834.28		
02 Total supplies and materials.....	83,848.00	80,348.00	84,831.45		
10 Furnishing of heat, etc.....	25,000.00	25,000.00	25,295.82		
Equipment:					
3010 Furniture, furnishings, and fixtures.....	5,000.00	4,000.00	4,602.37		
3050 Other equipment.....	1,500.00	1,000.00	1,299.63		
30 Total equipment.....	6,500.00	5,000.00	5,902.00		
Total.....	145,000.00	140,000.00	146,810.27		
Hospital <b>[\$146,100]</b> (acts Mar. 21, 1866, vol. 14, p. 10; Mar. 3, 1875, vol. 18, p. 360; Apr. 15, 1926, vol. 44, p. 293)				\$148,000.00	
	Estimated expenditures, 1928 appropriation	Estimated expenditures, 1927 appropriation	Expended and obligated, 1926		
Field service:					
Salaries and wages—					
Salary range, \$3,000 to \$3,600; average, \$3,300—	No. Salary	No. Salary	No. Salary		
Assistant surgeon.....	1 \$3,600	1 \$3,600	1 \$3,600		
Assistant surgeon.....	1 3,460	1 3,460	1 3,460		
Assistant surgeons.....	3 3,240	4 3,240	3 3,240		
Assistant surgeons.....	2 3,120	2 3,120	3 3,120		
Salary range, \$1,680 to \$2,040; average, \$1,860—					
Executive clerk.....	1 1,800	1 1,800	1 1,800		
Chief nurse.....	1 1,800	1 1,800	1 1,800		
Occupational therapy aid.....	1 1,680	1 1,680	1 1,680		
Salary range, \$1,320 to \$1,680; average, \$1,500—					
Technician.....	1 1,560	1 1,560	1 1,560		
Dietician.....	1 1,560	1 1,560	1 1,560		
Druggist.....	1 1,560	1 1,560	1 1,560		
Cook.....	1 1,560	1 1,560	1 1,560		
Clerks.....	2 1,440	2 1,440	2 1,440		
Dentist assistant.....	1 1,320	1 1,320	1 1,320		
Clerk.....	1 1,320	1 1,320	1 1,320		
Nurses, trained.....	22 1,320	22 1,320	22 1,320		
Salary range, \$1,020 to \$1,260; average, \$1,140—					
Technician.....	1 1,200	1 1,200	1 1,200		
Cook.....	1 1,200	1 1,200	1 1,200		
Cook.....	1 1,020	1 1,020	1 1,020		
Salary range, \$900 to \$1,140; average, \$1,020—					
Cooks.....	4 936	4 936	4 936		
Laborers.....	2 936	2 936	2 936		
Head waiter.....	1 936	1 936	1 936		
Salary range, \$780 to \$1,020; average, \$900—					
Laborers.....	7 840	7 840	7 840		
Hospital steward.....	1 840	1 840	1 840		
Waiters.....	13 840	13 840	13 840		
Salary range, \$600 to \$780; average, \$690—					
Consultant.....	1 720	1 720	1 720		
Nurse.....	1 720	1 720	1 720		
Cook.....	1 720	1 720	1 720		
Hospital steward.....	1 660	1 660	1 660		
Ward attendants.....	17 660	17 660	17 660		
Driver.....	1 660	1 660	1 660		
Laborers.....	6 648	6 648	6 648		
Druggist assistant.....	1 600	1 600	1 600		
Consultant.....					
Salary range \$420 to \$600; average, \$510—					
Hospital stewards.....	2 576	2 576	2 576		
Driver.....	1 576	1 576	1 576		
Ward attendants.....	28 576	28 576	28 576		
Cooks.....	2 480	2 480	2 480		
Laborers.....	8 480	8 480	8 480		
Ward attendants.....	5 480	5 480	5 480		
Druggist assistant.....					
Undertaker.....	1 480	1 480	1 480		
Salary range \$240 to \$420; average \$330—					
Laborers.....	6 384	6 384	5 384		
Undertaker.....			1 384		
Sergeant, funeral escort.....	1 336	1 336	1 336		
Privates, funeral escort.....	6 288	6 288	6 288		
Laborers.....	24 288	24 288	24 288		
Reader.....	1 288	1 288	1 288		
Total average number of employees.....	185	185	186		
Total salaries and wages, field service.....	156,143	155,143	155,496		
Deduct allowance for subsistence, lodging, etc.....	31,680	31,680	30,960		
01 Total personal services, cash payment.....	124,463	124,463	124,536		



*Estimates of appropriations required for the service of the fiscal year ending June 30, 1928—Continued*

General object (title of appropriation), date of acts, references to Statutes at Large, or to Revised Statutes, and estimated amount required for each detailed object	Total amount to be appropriated under each head of appropriation	Amount appropriated for the fiscal year ending June 30, 1927
--	--	--

*National Home for Disabled Volunteer Soldiers, Western Branch—Continued.*

	Estimated expenditures, 1928 appropriation	Estimated expenditures, 1927 appropriation	Expended and obligated, 1926
Supplies and materials:			
0210 Medical and hospital supplies	\$18,637.00	\$17,987.00	\$11,495.82
0220 Scientific and educational supplies	700.00	600.00	544.72
0230 Sundry supplies	200.00	50.00	42.00
02 Total supplies and materials	19,537.00	18,637.00	12,082.54
Equipment:			
3010 Furniture, furnishings, and fixtures	1,000.00	500.00	477.37
3050 Other equipment	3,000.00	2,500.00	2,470.95
30 Total equipment	4,000.00	3,000.00	2,948.32
Total	148,000.00	146,100.00	139,566.86

Transportation (*acts Mar. 21, 1866, vol. 14, p. 10; Mar. 3, 1875, vol. 18, p. 360; Apr. 15, 1926, vol. 44, p. 293*)

\$500.00

06 Travel expenses: Expenditures—1928, \$500; 1927, \$500; 1926, \$488.17.

Repairs (*same acts*)

51,000.00

	Estimated expenditures, 1928 appropriation	Estimated expenditures, 1927 appropriation	Expended and obligated, 1926
Field service:			
Salaries and wages—			
Salary range, \$2,700 to \$3,300; average, \$3,000—			
Chief engineer	Average— No. 1 Salary \$2,760	Average— No. 1 Salary \$2,760	Average— No. 1 Salary \$2,760
Salary range, \$1,680 to \$2,040; average, \$1,860—			
Carpenter	1 1,740	1 1,740	1 1,740
Electrical worker	1 1,740	1 1,740	1 1,740
Painter	1 1,740	1 1,740	1 1,740
Plumbers	2 1,740	2 1,740	2 1,740
Steamfitters	1 1,740	1 1,740	2 1,740
Tinsmith	1 1,740	1 1,740	1 1,740
Machinist	1 1,740	1 1,740	
Salary range, \$1,320 to \$1,680; average, \$1,500—			
Carpenter	1 1,620	1 1,620	1½ 1,620
Painters	2 1,620	2 1,620	2½ 1,620
Blacksmith	1 1,320	1 1,320	
Laborer	1 1,320	1 1,320	1 1,320
Salary range, \$1,140 to \$1,500; average, \$1,320—			
Laborer	1 1,260	1 1,260	1½ 1,260
Mason	1 1,260	1 1,260	1½ 1,260
Electrical worker			1 1,260
Salary range, \$420 to \$600; average, \$510—			
Laborer			½ 576
Blacksmith			½ 480
Carpenters	4 480	4 480	3½ 480
Laborers	7 480	7 480	6½ 480
Salary range, \$240 to \$420; average, \$330—			
Painters	3 384	3 384	3 384
Laborers	1 384	1 384	2 384
Laborers	2 288	2 288	6 288
Total average number of employees	33	33	39½
Total salaries and wages, field service	34,152	34,152	37,136
Deduct allowances for subsistence, lodging, etc.	5,760	5,760	5,760
Cash payment, salaries, and wages	28,392	28,392	31,370
Deduct other expenditures for personal services included in objects named below	28,392	28,392	31,370
02 Supplies and materials	20,400.00	20,400.00	19,246.90
12 Repairs and alterations	30,600.00	30,600.00	29,370.37
Total	51,000.00	51,000.00	48,617.27

## Estimates of appropriations required for the service of the fiscal year ending June 30, 1928—Continued

General object (title of appropriation), date of acts, references to Statutes at Large, or to Revised Statutes, and estimated amount required for each detailed object				Total amount to be appropriated under each head of appropriation	Amount appropriated for the fiscal year ending June 30, 1927
<b>National Home for Disabled Volunteer Soldiers, Western Branch—Continued.</b> Farm (acts Mar. 21, 1866, vol. 14, p. 10; Mar. 3, 1875, vol. 18, p. 380; Apr. 15, 1926, vol. 44, p. 293)				\$25, 200. 00	
	Estimated expenditures, 1928 appropriation	Estimated expenditures, 1927 appropriation	Expended and obligated, 1926		
Field service:					
Salaries and wages—	Average—	Average—	Average—		
Salary range, \$1,620 to \$1,840; average, \$1,860—	No. Salary	No. Salary	No. Salary		
Chief gardener.....	1 \$1, 920	1 \$1, 920	1 \$1, 920		
Farmer.....	1 1, 800	1 1, 800	1 1, 800		
Salary range, \$1,140 to \$1,500; average, \$1,320—					
Cemetery superintendent.....	1 1, 200	1 1, 200	1 1, 200		
Laborer.....	1 1, 200	1 1, 200	1 1, 200		
Salary range, \$600 to \$780; average, \$690—					
Laborer.....	1 720	1 720	3 720		
Laborers.....	5 660	5 660	4 660		
Salary range, \$420 to \$600; average, \$510—					
Horseshoer.....				480	
Laborers.....	2 576	2 576	6 576		
Laborers.....	19 480	19 480	11 480		
Laborer.....			4 444		
Salary range, \$240 to \$420; average, \$330—					
Laborers.....	3 288	3 288	3 288		
Total average number of employees.....	34	34	35 1/2		
Total salaries and wages, field service.....	21, 276	21, 276	21, 063		
Deduct allowances for subsistence, lodging, etc.....	1, 440	1, 440	1, 050		
01 Total personal services, cash payment.....	19, 836	19, 836	20, 013		
Supplies and materials:					
0240 Wearing apparel.....	35. 00	35. 00	36. 25		
0250 Forage and other supplies for animals.....	3, 529. 00	3, 529. 00	3, 457. 98		
0280 Sundry supplies.....	800. 00	800. 00	834. 55		
02 Total supplies and materials.....	4, 364. 00	4, 364. 00	4, 328. 78		
30 Equipment.....	1, 000. 00	1, 000. 00	1, 342. 99		
Total.....	25, 200. 00	25, 200. 00	25, 684. 77		
In all, Western Branch.....				\$682, 700. 00	\$670, 800. 00

**National Home for Disabled Volunteer Soldiers, Pacific Branch—**  
 Pacific Branch, Santa Monica, California: Current expenses (same acts).... 80, 000. 00

	Estimated expenditures, 1928 appropriation	Estimated expenditures, 1927 appropriation	Expended and obligated, 1926
Field service:			
Salaries and wages—	Average—	Average—	Average—
Salary range, \$3,800 to \$5,000; average, \$4,400—	No. Salary	No. Salary	No. Salary
Governor.....	1 \$4, 920	1 \$4, 920	1 \$4, 920
Surgeon.....	1 4, 824	1 4, 824	1 4, 824
Salary range, \$3,000 to \$3,600; average, \$3,300—			
Treasurer.....	1 3, 460	1 3, 460	1 3, 460
Quartermaster.....	1 3, 360	1 3, 360	1 3, 360
Commissary of subsistence.....	1 3, 120	1 3, 120	1 3, 120
Adjutant and inspector.....	1 3, 120	1 3, 120	1 3, 120
Salary range, \$2,100 to \$2,700; average, \$2,400—			
Chaplain.....	1 2, 460	1 2, 460	1 2, 460
Clerk.....	1 2, 280	1 2, 280	1 2, 280
Clerks.....	2 2, 160	2 2, 160	2 2, 160
Salary range, \$1,680 to \$2,040; average, \$1,860—			
Musician.....	1 2, 040	1 2, 040	1 2, 040
Clerks.....	2 1, 920	2 1, 920	2 1, 920
Clerk.....	1 1, 680	1 1, 680	1 1, 680
Salary range, \$1,320 to \$1,680; average, \$1,500—			
Clerk.....	1 1, 560	1 1, 560	1 1, 560
Clerks.....	2 1, 440	2 1, 440	2 1, 440
Guard sergeant.....	1 1, 560	1 1, 560	1 1, 560
Chaplain.....	1 1, 560	1 1, 560	1 1, 560
Guard sergeants.....	2 1, 320	2 1, 320	2 1, 320
Quartermaster sergeant.....	1 1, 320	1 1, 320	1 1, 320
Clerks.....	2 1, 320	2 1, 320	1 1, 320
Salary range, \$1,020 to \$1,260; average, \$1,140—			
Clerk.....	1 1, 260	1 1, 260	1 1, 260
Clerks.....	2 1, 200	2 1, 200	2 1, 200
Musicians.....	3 1, 200	3 1, 200	3 1, 200
Printer.....	1 1, 200	1 1, 200	1 1, 200
Musicians.....	2 1, 140	2 1, 140	2 1, 140
Clerks.....	3 1, 080	3 1, 080	3 1, 080
Musicians.....	3 1, 080	3 1, 080	3 1, 080
Salary range, \$780 to \$1,020; average, \$900—			
Company commanders.....	3 936	3 936	3 936
Clerk.....	1 936	1 936	1 936
Company commanders.....	9 840	9 840	9 840
Bugler.....	1 840	1 840	1 840
Clerk.....	1 840	1 840	1 840
Telephone operators.....	3 840	3 840	3 840
Printer.....	1 840	1 840	1 840

*Estimates of appropriations required for the service of the fiscal year ending June 30, 1928—Continued*

General object (title of appropriation), date of acts, references to Statutes at Large, or to Revised Statutes, and estimated amount required for each detailed object				Total amount to be appropriated under each head of appropriation	Amount appropriated for the fiscal year ending June 30, 1927
<i>National Home for Disabled Volunteer Soldiers, Pacific Branch—Continued.</i>					
	Estimated expenditures, 1928 appropriation	Estimated expenditures, 1927 appropriation	Expended and obligated, 1926		
Field service—Continued.					
Salaries and wages—Continued.					
Salary range, \$600 to \$780; average, \$690—	Average—	Average—	Average—		
	No. Salary	No. Salary	No. Salary		
Messenger.....	1 \$744	1 \$744	1 \$744		
Company sergeants.....	16 696	16 696	16 696		
Fatigue sergeant.....	1 696	1 696	1 696		
Watchman.....	1 696	1 696	1 696		
Guard privates.....	3 648	3 648	3 648		
Total average number of employees.....	81	81	81		
Total salaries and wages, Field Service.....	104,084	104,084	103,685		
Deduct allowance for subsistence, lodging, etc.....	31,860	31,860	31,736		
01 Total personal services, cash payment.....	72,224	72,224	71,949		
02 Stationery and office supplies.....	3,500.00	3,400.00	2,451.28		
Communication services:					
0500 Telegraph service.....	135.00	135.00	134.10		
0510 Telephone service.....	375.00	375.00	377.60		
05 Total communication service.....	510.00	510.00	511.70		
06 Travel expenses.....	350.00	350.00	329.44		
07 Transportation of things (service).....	316.00	316.00	301.71		
09 Advertising and publication of notices (service).....	150.00	150.00	134.10		
12 Repairs and alterations.....	450.00	250.00	232.24		
Equipment:					
3010 Furniture, furnishings and fittings.....	2,000.00	2,500.00	2,086.16		
3050 Other equipment.....	500.00	300.00	283.21		
30 Total equipment.....	2,500.00	2,800.00	2,369.37		
Total.....	80,000.00	80,000.00	78,278.84		
Subsistence <b>[\$475,000]</b> (acts Mar. 21, 1866, vol. 14, p. 10; Mar. 3, 1875, vol. 18, p. 360; Apr. 15, 1926, vol. 44, p. 293)				\$500,000.00	
	Estimated expenditures, 1928 appropriation	Estimated expenditures, 1927 appropriation	Expended and obligated, 1926		
Field service:					
Salaries and wages—	Average—	Average—	Average—		
	No. Salary	No. Salary	No. Salary		
Salary range, \$1,860 to \$2,400; average, \$2,100—	1 \$2,160	1 \$2,160	1 \$2,160		
Cook.....	1 1,800	1 1,800	1 1,800		
Baker.....	2 1,800	2 1,800	2 1,800		
Mess stewards.....	1 1,680	1 1,680	1 1,680		
Clerk.....	2 1,560	2 1,560	2 1,560		
Cooks.....	1 1,560	1 1,560	1 1,560		
Meat cutter.....	1 1,440	1 1,440	1 1,440		
Salary range, \$1,140 to \$1,500; average, \$1,320—	1 1,200	1 1,200	1 1,200		
Baker.....	1 1,200	1 1,200	1 1,200		
Commissary sergeant.....	3 1,200	3 1,200	3 1,200		
Cooks.....	5 1,080	5 1,080	5 1,080		
Salary range, \$900 to \$1,140; average, \$1,020—	3 1,020	3 1,020	3 1,020		
Cooks.....	1 1,020	1 1,020	1 1,020		
Clerk.....	1 1,020	1 1,020	1 1,020		
Head waiter.....	1 936	1 936	1 936		
Clerk.....	1 936	1 936	1 936		
Dishwasher.....	12 840	12 840	12 840		
Salary range, \$780 to \$1,020; average \$900—	8 840	8 840	8 840		
Dishwashers.....	46 840	46 840	46 840		
Laborers.....	20 744	20 744	20 744		
Salary range, \$600 to \$780; average, \$690—	8 696	8 696	8 696		
Laborers.....	1 648	1 648	1 648		
Laborer.....	121	121	120		
Total average number of employees.....	109,908	109,909	109,854		
Total salaries and wages, field service.....	43,560	43,560	43,530		
Deduct allowance for subsistence, lodging, etc.....	66,348	66,348	66,324		
01 Total personal services, cash payment.....					
Supplies and materials:					
0260 Provisions.....	420,000.00	396,500.00	396,406.72		
0280 Sundry supplies.....	6,052.00	4,552.00	5,575.42		
02 Total supplies and materials.....	426,052.00	401,052.00	401,982.14		
Equipment:					
3010 Furniture, furnishings, and fixtures.....	7,000.00	7,000.00	7,301.22		
3050 Other equipment.....	600.00	600.00	637.15		
30 Total equipment.....	7,600.00	7,600.00	7,938.37		
Total.....	500,000.00	475,000.00	476,244.51		

## Estimates of appropriations required for the service of the fiscal year ending June 30, 1928—Continued

General object (title of appropriation), date of acts, references to Statutes at Large, or to Revised Statutes, and estimated amount required for each detailed object				Total amount to be appropriated under each head of appropriation	Amount appropriated for the fiscal year ending June 30, 1927
<b>National Home for Disabled Volunteer Soldiers, Pacific Branch—Continued.</b> Household (acts Mar. 21, 1866, vol. 14, p. 10; Mar. 3, 1875, vol. 18, p. 360; Apr. 15, 1926, vol. 44, p. 293)				\$145,000.00	
	Estimated expenditures, 1928 appropriation	Estimated expenditures, 1927 appropriation	Expended and obligated, 1926		
Field service:					
Salaries and wages—					
Salary range, \$1,860 to \$2,400; average, \$2,100—	Average—	Average—	Average—		
Engineer.....	No. 1 Salary \$2,340	No. 1 Salary \$2,340	No. 1 Salary \$2,340		
Engineer.....	1 1,860	1 1,860	1 1,860		
Salary range, \$1,500 to \$1,860; average, \$1,680—					
Engineers.....	3 1,740	3 1,740	3 1,740		
Laborer.....	1 1,740	1 1,740	1 1,740		
Salary range, \$1,140 to \$1,500; average, \$1,320—					
Laborers.....	2 1,440	2 1,440	2 1,440		
Firemen.....	3 1,140	3 1,140	3 1,140		
Laborer.....	1 1,140	1 1,140	1 1,140		
Salary range, \$780 to \$1,020; average, \$900—					
Fireman.....	1 1,020	1 1,020	1 1,020		
Upholsterer.....	1 1,020	1 1,020	1 1,020		
Laborer.....	1 936	1 936	1 936		
Laborers.....	16 840	16 840	15½ 840		
Janitor.....	1 840	1 840			
Salary range, \$600 to \$780; average, \$690:					
Janitor.....			1 744		
Laborers.....	9 696	9 696	9 696		
Janitors.....	33 648	33 648	33½ 648		
Laborers.....	1 648	1 648	6 648		
Total average number of employees.....	79	79	79½		
Total salaries and wages, field service.....	66,634.00	66,634.00	67,172.00		
Deduct allowance for subsistence, lodgings, etc.....	28,440.00	28,440.00	28,740.00		
01 Total personal services, cash payment.....	38,194.00	38,194.00	38,432.00		
Supplies and materials:					
0230 Fuel.....	61,262.00	61,262.00	61,817.73		
0280 Sundry supplies.....	3,500.00	3,000.00	2,256.53		
0200 Cleaning supplies.....	15,500.00	15,000.00	10,751.52		
02 Total supplies and materials.....	80,262.00	80,262.00	74,825.88		
10 Furnishing heat, light, power, water, and electricity.....	16,000.00	16,000.00	13,032.34		
Equipment:					
3010 Furniture, furnishings, and fixtures.....	9,000.00	9,000.00	1,759.08		
3050 Other equipment.....	1,544.00	1,544.00	610.70		
30 Total equipment.....	10,544.00	10,544.00	2,369.78		
Total.....	145,000.00	145,000.00	128,660.00		
Hospital [\$357,000] (same acts)				370,000.00	
	Estimated expenditures, 1928 appropriation	Estimated expenditures, 1927 appropriation	Expended and obligated, 1926		
Field service:					
Salaries and wages—					
Salary range, \$3,800 to \$5,000; average, \$4,400—	Average—	Average—	Average—		
Chief, tuberculosis service.....	No. 1 Salary \$4,728	No. 1 Salary \$4,728	No. 1 Salary \$4,728		
Salary range, \$3,300 to \$3,900; average, \$3,600—					
First assistant surgeons.....	2 3,720	2 3,720	2 3,720		
Assistant surgeons.....	6 3,460	6 3,460	4½ 3,460		
Salary range, \$2,700 to \$3,300; average, \$3,000—					
Assistant surgeons.....	3 3,240	3 3,240	3½ 3,240		
Assistant surgeons.....	7 3,120	7 3,120	6 3,120		
Salary range, \$1,860 to \$2,400; average, \$2,100—					
Clerk.....	1 2,160	1 2,160	1 2,160		
Chief nurse.....	1 2,160	1 2,160	1 2,160		
Cooks.....	2 2,040	2 2,040	2 2,040		
Druggist.....	1 2,040	1 2,040	1 2,040		
Aid, occupational therapy chief.....	1 1,920	1 1,920	1 1,920		
Aid, physiotherapy chief.....	1 1,920	1 1,920	1 1,920		
Salary range, \$1,500 to \$1,860; average \$1,680—					
Dietician.....	1 1,800	1 1,800	1 1,800		
Technician.....	1 1,800	1 1,800	1 1,800		
Assistant chief nurse.....	1 1,800	1 1,800			
Assistant chief nurse.....			1 1,560		
Clerk.....	1 1,560	1 1,560	1 1,560		
Cook.....	1 1,560	1 1,560	1 1,560		
Technicians.....	3 1,560	3 1,560	3 1,560		
Dietitian.....	1 1,560	1 1,560	1 1,560		
Nurse.....	1 1,560	1 1,560	1 1,560		
Aids, physiotherapy and occupational therapy.....	3 1,680	2 1,680	2 1,680		
Aids, physiotherapy and occupational therapy.....	4 1,584	4 1,584	4 1,584		

*Estimates of appropriations required for the service of the fiscal year ending June 30, 1928—Continued*

General object (title of appropriation), date of acts, references to Statutes at Large, or to Revised Statutes, and estimated amount required for each detailed object				Total amount to be appropriated under each head of appropriation	Amount appropriated for the fiscal year ending June 30, 1927
<i>National Home for Disabled Volunteer Soldiers, Pacific Branch—Continued.</i>					
Field service—Continued.					
Salaries and wages—Continued.					
Salary range, \$1,140 to \$1,500; average, \$1,320—	<i>Average—</i>		<i>Average—</i>		<i>Average—</i>
Aids, occupational therapy and physiotherapy	No.	Salary	No.	Salary	No.
Cooks	3	\$1,488	3	\$1,488	2½
Nurses	6	1,440	6	1,440	1,440
Hospital steward	1	1,320	1	1,320	1,320
Clerks	6	1,320	6	1,320	1,320
Druggist	1	1,320	1	1,320	1,320
Nurses	50	1,320	50	1,320	50
Technicians	2	1,320	2	1,320	1½
Matron	1	1,320	1	1,320	1,320
Hospital steward	1	1,200	1	1,200	1,200
Cooks	5	1,200	5	1,200	5
Technician	1	1,200	1	1,200	1,200
Attendant, physiotherapy	1	1,140	1	1,140	1,140
Attendant, physiotherapy	1	1,140	1	1,140	1,140
Salary range, \$900 to \$1,140; average, \$1,020—	<i>Average—</i>		<i>Average—</i>		<i>Average—</i>
Hospital steward	4	1,080	4	1,080	4
Ward attendants	8	1,080	8	1,080	8
Driver	3	1,020	3	1,020	3
Ward attendants	27	1,020	27	1,020	27
Cooks	3	936	3	936	3
Head waiter	2	936	2	936	2
Laborer	5	936	5	936	5
Ward attendants	52	936	52	936	52
Salary range, \$780 to \$1,020; average, \$900—	<i>Average—</i>		<i>Average—</i>		<i>Average—</i>
Consultants	6	840	6	840	6
Cooks	3	840	3	840	3
Laborers	45	840	45	840	44½
Waiters	28	840	28	840	28
Ward attendants	26	840	26	840	26
Undertaker	1	840	1	840	1
Laborers	7	804	7	804	7
Salary range, \$600 to \$780; average, \$680—	<i>Average—</i>		<i>Average—</i>		<i>Average—</i>
Laborers	15	744	15	744	14½
Laborers	4	696	4	696	4
Funeral escort, sergeant	1	696	1	696	1
Funeral escort, privates	8	648	8	648	8
Laborers	25	648	25	648	24½
Reader	1	648	1	648	1
Total average number of employees	398		398		393½
Total salaries and wages, field service		449,400		449,400	440,315
Deduct allowance for subsistence, lodging, etc.		150,120		150,120	148,110
01 Total personal services, cash payment		299,280		299,280	292,205
Supplies and materials:					
0210 Medical and hospital supplies		28,000.00		26,000.00	26,277.34
0280 Sundry supplies		1,500.00		1,300.00	1,307.55
02 Total supplies and materials		29,500.00		27,300.00	27,584.89
03 Subsistence and support of persons (service), care of insane at State asylum		3,600.00		3,000.00	2,873.00
07 Transportation of things (service)		175.00		125.00	126.06
12 Repairs and alterations		500.00		500.00	521.70
22 Burial expenses (embalming)		2,000.00		1,850.00	1,854.00
Equipment:					
3010 Furniture, furnishings and fixtures		9,000.00		3,300.00	3,315.64
3020 Educational, scientific, and recreational equipment		25,000.00		21,000.00	21,956.79
3050 Other equipment		945.00		645.00	278.11
30 Total equipment		34,945.00		24,945.00	25,550.54
Total		370,000.00		357,000.00	350,715.19
Transportation (acts Mar. 21, 1866, vol. 14, p. 10; Mar. 3, 1875, vol. 18, p. 360; Apr. 15, 1926, vol. 44, p. 293)				\$1,000.00	
06 Travel expenses: Expenditures, 1928— \$1,000; 1927, \$1,000; 1926, \$313.41.					
Repairs [\$62,000] (same acts)				65,000.00	

## Estimates of appropriations required for the service of the fiscal year ending June 30, 1928—Continued

General object (title of appropriation), date of acts, references to Statutes at Large, or to Revised Statutes, and estimated amount required for each detailed object				Total amount to be appropriated under each head of appropriation	Amount appropriated for the fiscal year ending June 30, 1927
<b>National Home for Disabled Volunteer Soldiers, Pacific Branch—Continued.</b>					
	Estimated expenditures, 1928 appropriation	Estimated expenditures, 1927 appropriation	Expended and obligated, 1926		
Field service:					
Salaries and wages—	Average—	Average—	Average—		
Salary range, \$2,400 to \$3,000; average, \$2,700—	No. Salary	No. Salary	No. Salary		
Chief engineer.....	1 \$2,760	1 \$2,760	1 1,740		
Salary range, \$1,500 to \$1,800; average, \$1,680—					
Carpenter.....	1 1,740	1 1,740	1 1,740		
Electrician.....	1 1,740	1 1,740	1 1,740		
Machinist.....	1 1,740	1 1,740	1 1,740		
Painter.....	1 1,740	1 1,740	1 1,740		
Plumbers.....	2 1,740	2 1,740	2 1,740		
Steam fitter.....	1 1,740	1 1,740	1 1,740		
Tinner.....	1 1,740	1 1,740	1 1,740		
Carpenters.....	2 1,620	2 1,620	2 1,620		
Electrician.....	1 1,620	1 1,620	1 1,620		
Painters.....	4 1,620	4 1,620	4 1,620		
Steam fitters.....	2 1,620	2 1,620	2 1,620		
Salary range, \$1,140 to \$1,500; average, \$1,320—					
Laborer.....	1 1,380	1 1,380	1 1,380		
Mason.....	1 1,260	1 1,260	1 1,260		
Laborers.....	2 1,200	2 1,200	2 1,200		
Salary range, \$900 to \$1,140; average, \$1,020—					
Laborers.....	8 1,080	8 1,080	8 1,080		
Painter.....	1 1,080	1 1,080	1 1,080		
Carpenter.....	1 936	1 936	1 936		
Laborer.....	1 936	1 936	1 936		
Salary range, \$780 to \$1,020; average, \$900—					
Blacksmith.....	1 840	1 840	1 840		
Carpenters.....	2 840	2 840	2 840		
Laborers.....	3 840	3 840	3 840		
Machinist.....	1 840	1 840	1 840		
Painter.....	1 840	2 840	1 840		
Salary range, \$600 to \$780; average, \$690—					
Painter.....	1 744	1 744	1 744		
Laborer.....	1 648	1 648	1 648		
Total average number of employees.....	43	43	43 1/2		
Total salaries and wages, field service.....	56,004	56,004	56,618		
Deduct allowance for subsistence, lodging, etc.....	15,480	15,480	15,750		
01 Cash payment, salaries and wages.....	40,524	40,524	40,868		
Deduct expenditures for personal services included in objects named below.....	40,524	40,524	40,868		
02 Supplies and materials.....	15,000.00	12,000.00	17,691.27		
12 Alterations and repairs.....	50,000.00	50,000.00	49,183.68		
Total.....	65,000.00	62,000.00	66,874.95		
Farm <b>[\$30,200]</b> (acts Mar. 21, 1866, vol. 14, p. 10; Mar. 3, 1875, vol. 18, p. 360; Apr. 15, 1926, vol. 44, p. 293).....				\$30,000.00	
	Estimated expenditures, 1928 appropriation	Estimated expenditures, 1927 appropriation	Expended and obligated, 1926		
Field service:					
Salaries and wages—	Average—	Average—	Average—		
Salary range, \$1,680 to \$2,040; average, \$1,860—	No. Salary	No. Salary	No. Salary		
Chief gardener.....	1 \$2,040	1 \$2,040	1 \$2,040		
Salary range, \$1,140 to \$1,500; average, \$1,320—					
Laborers.....	2 1,320	2 1,320	2 1,320		
Superintendent of cemetery.....	1 1,200	1 1,200	1 1,200		
Laborer.....	1 1,140	1 1,140	1 1,140		
Salary range, \$900 to \$1,140; average, \$1,020—					
Laborers.....	4 1,080	4 1,080	3 1/2 1,080		
Truck drivers.....	2 1,020	2 1,020	2 1,020		
Laborer.....	1 1,020	1 1,020	1 1,020		
Salary range, \$780 to \$1,020; average, \$900—					
Laborers.....	31 840	31 840	31 1/2 840		
Salary range, \$600 to \$780; average, \$690—					
Laborer.....	1 648	1 648	1 648		
Total average number of employees.....	44	44	43 1/2		
Total salaries and wages, field service.....	41,088	41,088	40,408		
Deduct allowance for subsistence, lodging, etc.....	15,840	15,840	15,630		
01 Total personal services, cash payment.....	25,248	25,248	24,773		
Supplies and materials:					
0230 Gasoline for motor trucks.....	1,500.00	1,500.00	1,504.23		
0250 Forage and supplies for animals.....	800.00	800.00	923.00		
0280 Sundry supplies.....	452.00	652.00	1,622.27		
02 Total supplies and materials.....	2,752.00	2,952.00	4,049.50		
Equipment:					
3040 Livestock (other than purchased for slaughter and zoological garden stock, 3,021).....			310.00		
3050 Other equipment.....	2,000.00	2,000.00	2,019.71		
30 Total equipment.....	2,000.00	2,000.00	2,329.71		
Total.....	30,000.00	30,200.00	31,152.21		
In all, Pacific Branch.....				\$1,191,000.00	\$1,150,200.00

## Estimates of appropriations required for the service of the fiscal year ending June 30, 1928—Continued

General object (title of appropriation), date of acts, references to Statutes at Large, or to Revised Statutes, and estimated amount required for each detailed object	Total amount to be appropriated under each head of appropriation		Amount appropriated for the fiscal year ending June 30, 1927
<b>National Home for Disabled Volunteer Soldiers, Marion Branch—</b>			
<b>Marion Branch, Marion, Indiana: Current expenses (acts Mar. 21, 1866, vol. 14, p. 10; Mar. 3, 1875, vol. 18, p. 360; Apr. 15, 1926, vol. 44, p. 293)—</b>	<b>\$57,000.00</b>		
	Estimated expenditures, 1928 appropriation	Estimated expenditures, 1927 appropriation	Expended and obligated, 1926
Field service:			
Salaries and wages—	Average—	Average—	Average—
Salary range, \$3,000 to \$3,600; average, \$3,300—	No. Salary	No. Salary	No. Salary
Treasurer.....	1 \$3,460	1 \$3,460	1 \$3,460
Quartermaster.....	1 3,360	1 3,360	1 3,360
Adjutant and inspector, executive officer.....	1 3,360	1 3,360	1 3,360
Commissary of subsistence.....	1 3,120	1 3,120	1 3,120
Salary range, \$2,100 to \$2,700; average, \$2,400—			
Chaplain.....	1 2,460	1 2,460	1 2,460
Chief clerks.....	3 2,200	3 2,200	3 2,200
Salary range, \$1,860 to \$2,400; average, \$2,100—			
Musician (band leader).....	1 2,040	1 2,040	1 2,040
Clerks.....	2 1,860	2 1,860	2 1,854
Salary range, \$1,320 to \$1,680; average, \$1,500—			
Chaplain.....	1 1,560	1 1,560	1 1,560
Clerks.....	6 1,470	6 1,470	6 1,470
Storekeeper.....	1 1,440	1 1,440	1 1,440
Guard sergeants.....	2 1,380	2 1,380	2 1,380
Printer.....	1 1,320	1 1,320	1 1,320
Salary range, \$1,020 to \$1,260; average, \$1,140—			
Guard privates.....	7 1,200	7 1,200	6 1,200
Clerk.....	1 1,200	1 1,200	1 1,200
Musicians.....	4 1,200	4 1,200	3 1,200
Musicians.....	3 1,140	3 1,140	4 1,140
Musicians.....	2 1,080	2 1,080	2 1,080
Salary range, \$780 to \$1,020; average, \$900—			
Telephone operators.....	3 936	3 936	3 936
Truck driver.....	1 911	1 911	1 911
Watchman.....	1 840	1 840	1 840
Total average number of employees.....	43 1/2	43 1/2	44
Total salaries and wages, field service.....	68,213.00	68,213.00	68,377.12
Deduct allowances for subsistence, lodging, etc.....	17,460.00	17,460.00	17,654.00
01 Total personal services, cash payment.....	50,753.00	50,753.00	50,723.12
02 Stationery and office supplies.....	1,750.00	1,750.00	1,529.41
Communication service:			
0500 Telegraph service.....	50.00	50.00	41.41
0510 Telephone service.....	1,800.00	1,800.00	1,731.55
05 Total communication service.....	1,850.00	1,850.00	1,772.96
Travel expenses:			
0615 Transportation.....	200.00	200.00	71.12
0616 Subsistence.....	20.00	20.00	
06 Total travel expenses.....	220.00	220.00	71.12
07 Transportation of things (service).....	100.00	100.00	24.45
08 Printing and binding.....	10.00	10.00	5.11
09 Advertising and publication of notices (services).....	360.00	360.00	340.83
13 Special and miscellaneous current expenses.....	135.00	135.00	125.12
Equipment:			
3010 Furniture, furnishings, and fixtures.....	1,500.00	1,500.00	1,145.78
3050 Other equipment.....	322.00	322.00	295.83
30 Total equipment.....	1,822.00	1,822.00	1,441.61
Total.....	57,000.00	57,000.00	56,033.73
Subsistence [\$270,000] (same acts).....			265,000.00

## Estimates of appropriations required for the service of the fiscal year ending June 30, 1928—Continued

General object (title of appropriation), date of acts, references to Statutes at Large, or to Revised Statutes, and estimated amount required for each detailed object

Total amount to be appropriated under each head of appropriation

Amount appropriated for the fiscal year ending June 30, 1927

## National Home for Disabled Volunteer Soldiers, Marion Branch—Continued.

	Estimated expenditures, 1928 appropriation	Estimated expenditures, 1927 appropriation	Expended and obligated, 1926
Field service—Continued.			
Salaries and wages—Continued.			
Salary range, \$780 to \$1,020; average, \$900—			
Cook.....	Average— No. 1 Salary \$936	Average— No. 1 Salary \$936	Average— No. 1 Salary \$836
Laborers.....	43 936	43 936	37½ 936
Waiters.....	23 936	23 936	22½ 936
Waiters.....	6 840	6 840	9½ 840
Laborers.....			5½ 840
Total average number of employees.....	96	96	96½
Total salaries and wages, field service.....	97,632.00	97,632.00	97,678.66
Deduct allowances for subsistence, lodging, etc.....	34,560.00	34,560.00	34,739.10
01 Total personal services, cash payment.....	63,072.00	63,072.00	62,939.56
Supplies and materials:			
0260 Provisions.....	198,728.00	201,728.00	198,458.70
0280 Sundry supplies.....	1,300.00	1,500.00	1,805.55
02 Total supplies and materials.....	200,028.00	203,228.00	200,264.25
06 Travel expenses.....	5.00	5.00	
07 Transportation of things (service).....	50.00	50.00	41.29
Equipment:			
3010 Furniture, furnishings and fixtures.....	300.00	500.00	751.80
3050 Other equipment.....	1,545.00	3,145.00	4,479.79
30 Total equipment.....	1,845.00	3,645.00	5,231.59
Total.....	265,000.00	270,000.00	268,476.69

Household **[\$112,000]** (acts Mar. 21, 1866, vol. 14, p. 10; Mar. 3, 1875, vol. 18, p. 360; Apr. 15, 1926, vol. 44, p. 293)

\$102,000.00

	Estimated expenditures, 1928 appropriation	Estimated expenditures, 1927 appropriation	Expended and obligated, 1926
Field service:			
Salaries and wages—			
Salary range, \$1,680 to \$2,040; average, \$1,860—			
Engineers.....	Average— No. 4 Salary \$1,770	Average— No. 4 Salary \$1,770	Average— No. 4 Salary \$1,770
Laundry foreman.....	1 1,740	1 1,740	1 1,740
Laborer.....	1 1,680	1 1,680	1 1,680
Salary range, \$1,020 to \$1,260; average, \$1,140—			
Laborers.....	2 1,200	2 1,200	2½ 1,200
Laborers.....	10 1,080	10 1,080	10 1,080
Firemen.....	3 1,080	3 1,080	3 1,080
Salary range, \$780 to \$1,020; average, \$900—			
Upholsterer.....	1 936	1 936	1 936
Laborers.....	2 936	2 936	2 936
Janitor.....	1 936	1 936	
Laborers.....	5 840	5 840	5½ 840
Janitors.....	6 840	6 840	6½ 840
Total average number of employees.....	36	36	36½
Total salaries and wages, field service.....	39,924.00	39,924.00	40,925.28
Deduct allowances for subsistence, lodging, etc.....	12,960.00	12,960.00	13,287.00
01 Total personal services, cash payment.....	26,964.00	26,964.00	27,638.28
Supplies and materials:			
0230 Fuel.....	53,320.00	57,971.00	53,388.73
0280 Sundry supplies.....	13,000.00	13,000.00	11,365.41
02 Total supplies and materials.....	66,320.00	70,971.00	64,754.14
07 Transportation of things (service).....	50.00	50.00	35.69
10 Furnishing heat, light, power, water, and electricity (service).....	250.00	250.00	169.03
Equipment:			
3010 Furniture, furnishings and fixtures.....	4,000.00	8,000.00	4,099.89
3050 Other equipment.....	4,416.00	5,765.00	2,301.83
30 Total equipment.....	8,416.00	13,765.00	6,401.72
Total.....	102,000.00	112,000.00	98,998.86



*Estimates of appropriations required for the service of the fiscal year ending June 30, 1928—Continued*

General object (title of appropriation), date of acts, references to Statutes at Large, or to Revised Statutes, and estimated amount required for each detailed object				Total amount to be appropriated under each head of appropriation	Amount appropriated for the fiscal year ending June 30, 1927
<i>National Home for Disabled Volunteer Soldiers, Marion Branch—Continued.</i> Hospital (acts Mar. 21, 1866, vol. 14, p. 10; Mar. 3, 1875, vol. 18, p. 360; Apr. 15, 1926, vol. 44, p. 293)-----				\$306, 000. 00	
	Estimated expenditures, 1928 appropriation	Estimated expenditures, 1927 appropriation	Expended and obligated, 1926		
<b>Field service:</b>					
Salaries and wages—	<i>Average—</i>	<i>Average—</i>	<i>Average—</i>		
Salary range, \$6,000 to \$7,500; average, \$6,750—	No. Salary	No. Salary	No. Salary		
Medical director and superintendent.....	1 \$6, 720	1 \$6, 720	1 \$6, 720		
Salary range, \$5,200 to \$6,000; average, \$5,600—					
Assistant medical director.....	1 5, 220	1 5, 220	1 5, 220		
Salary range, \$3,800 to \$5,000; average, \$4,400—					
Assistant surgeons.....	4 4, 740	6 4, 740	4½ 4, 740		
Salary range, \$3,300 to \$3,900; average, \$3,600—					
Assistant surgeons.....	7 3, 720	7 3, 720	6½ 3, 720		
Assistant surgeon.....			1 3, 460		
Salary range, \$2,700 to \$3,300; average, \$3,000—					
Assistant surgeon.....			½ 3, 240		
Assistant surgeons.....	2 3, 120	2 3, 120	2½ 3, 120		
Assistant surgeon.....			½ 2, 760		
Superintendent of nurses.....	1 2, 760	1 2, 760	1½ 2, 760		
Director of athletics.....	1 2, 760	1 2, 760	1 2, 760		
Bacteriologist.....	1 2, 700	1 2, 700	1 2, 700		
Salary range, \$1,860 to \$2,400; average, \$2,100—					
Assistant superintendent of nurses.....	1 2, 160	1 2, 160	1 2, 160		
Chief aid.....	1 1, 884	1 1, 884	1 1, 884		
Dietician.....	1 1, 860	1 1, 860	½ 1, 860		
Salary range, \$1,500 to \$1,860; average, \$1,680—					
Aid, occupational therapy.....	1 1, 800	1 1, 800	1 1, 800		
Laboratory technician.....	1 1, 800	1 1, 800	1 1, 800		
Steward.....	1 1, 800	1 1, 800	1 1, 800		
Druggist.....	1 1, 740	1 1, 740	½ 1, 740		
Aids, occupational therapy.....	1 1, 680	1 1, 680	1 1, 680		
Nurses, supervising.....	6 1, 680	6 1, 680	5½ 1, 680		
Aids, occupational therapy.....	2 1, 584	2 1, 584	1½ 1, 584		
Hydrotherapists.....	4 1, 560	4 1, 560	3 1, 560		
Assistant steward.....	1 1, 560	1 1, 560			
Salary range, \$1,140 to \$1,500; average, \$1,320—					
Aids, occupational therapy.....	4 1, 488	4 1, 488	6½ 1, 488		
Director of employment.....	1 1, 440	1 1, 440	1 1, 440		
Attendants.....	15 1, 440	15 1, 440	15½ 1, 440		
Hydrotherapists.....			2½ 1, 440		
Nurses.....	44 1, 440	44 1, 440	41 1, 440		
Clerks and stenographers.....	9 1, 380	9 1, 380	8½ 1, 380		
Hydrotherapist.....			½ 1, 340		
Aid, occupational therapy.....			1 1, 260		
Barbers.....	2 1, 200	2 1, 200	2 1, 200		
Matron.....	1 1, 200	1 1, 200	1 1, 200		
Attendants.....	90 1, 200	90 1, 200	89½ 1, 200		
Salary range, \$900 to \$1,140; average, \$1,020—					
Driver.....	1 1, 080	1 1, 080	1 1, 080		
Attendants.....	24 1, 080	24 1, 080	24½ 1, 080		
Attendants.....	19 936	19 936	19 936		
Laborer.....	1 936	1 936	½ 936		
Salary range, \$780 to \$1,020; average, \$900—					
Attendants.....	2 840	2 840	2½ 840		
Laborers.....	5 840	5 840	5½ 840		
Consultant, paid at rate of \$10 per day, four days per month (no allowance).....	1 480	1 480	½ 480		
Total average number of employees.....	258	258	258½		
Total salaries and wages, field service.....	385, 984. 00	385, 984. 00	379, 677. 35		
Deduct allowances for subsistence, lodging, etc. ....	105, 120. 00	105, 120. 00	99, 016. 00		
01 Total personal services, cash payment.....	280, 864. 00	280, 864. 00	280, 661. 35		
Supplies and materials:					
0210 Medical and hospital supplies.....	15, 458. 00	15, 458. 00	6, 068. 67		
0220 Scientific and educational supplies.....	50. 00	50. 00	89. 54		
0280 Sundry supplies.....	100. 00	100. 00	162. 10		
02 Total supplies and materials.....	15, 608. 00	15, 608. 00	6, 320. 31		
07 Transportation of things (service).....	28. 00	28. 00	25. 41		
Equipment:					
3000 Passenger carrying vehicles.....	50. 00	50. 00	44. 57		
3010 Furniture, furnishings and fixtures.....	500. 00	500. 00	968. 60		
3020 Educational, scientific and recreational equipment.....	4, 750. 00	4, 750. 00	4, 921. 77		
3050 Other equipment.....	4, 200. 00	4, 200. 00	2, 348. 50		
30 Total equipment.....	9, 500. 00	9, 500. 00	8, 313. 44		
Total.....	306, 000. 00	306, 000. 00	295, 320. 51		
Transportation (same acts).....				1, 000. 00	
06 Travel expenses: Expenditures—1928, \$1,000; 1927, \$1,000; 1926, \$936.54.					

## Estimates of appropriations required for the service of the fiscal year ending June 30, 1928—Continued

General object (title of appropriation), date of acts, references to Statutes at Large, or to Revised Statutes, and estimated amount required for each detailed object				Total amount to be appropriated under each head of appropriation	Amount appropriated for the fiscal year ending June 30, 1927
<b>National Home for Disabled Volunteer Soldiers, Marion Branch—Continued.</b> Repairs <b>[\$50,000]</b> (acts Mar. 21, 1866, vol. 14, p. 10; Mar. 3, 1875, vol. 18, p. 360; Apr. 15, 1926, vol. 44, p. 293)				\$55,000.00	
	Estimated expenditures, 1928 appropriation	Estimated expenditures, 1927 appropriation	Expended and obligated, 1926		
Field service:					
Salaries and wages—	Average—	Average—	Average—		
Salary range, \$3,000 to \$3,600; average, \$3,300—	No. Salary	No. Salary	No. Salary		
Brick mason	1 2,760	1 2,760	1 2,880		\$3,456
Salary range, \$2,400 to \$3,000; average, \$2,700—					
Boiler maker	1 2,760	1 2,760	1 2,760		
Chief engineer	1 2,760	1 2,760	1 2,760		
Salary range, \$1,680 to \$2,040; average, \$1,860—					
Boiler maker	1 1,740	1 1,740	1 2,016		
Carpenter	1 1,740	1 1,740	1 1,740		
Plumber	1 1,740	1 1,740	1 1,740		
Painter	1 1,740	1 1,740	1 1,740		
Electrical worker	1 1,740	1 1,740	1 1,740		
Salary range, \$1,320 to \$1,680; average, \$1,500—					
Carpenters	3 1,620	3 1,620	3 1,620		
Plumbers	3 1,620	3 1,620	3 1,620		
Painters	3 1,620	3 1,620	3 1,620		
Tinsmith	1 1,620	1 1,620	1 1,620		
Laborer	1 1,320	1 1,320	1 1,320		
Salary range, \$780 to \$1,020; average, \$900—					
Laborers	5 936	5 936	4 936		
Temporary employees:					
Boiler erector, \$28 per day			1 154		
Lineman, \$6 per day			1 84		
Lineman, \$5 per day			1 50		
Total average number of employees	21 1/2	21 1/2	24 1/2		
Total salaries and wages, field service	32,559.00	32,559.00	34,589.60		
Deduct allowances for subsistence, lodging, etc.	7,740.00	7,740.00	7,565.40		
01 Total personal services, cash payment	24,819.00	24,819.00	27,024.20		
Deduct expenditures for personal services included in objects named below	24,819.00	24,819.00	27,024.20		
02 Supplies and materials	18,000.00	15,000.00	14,298.19		
07 Transportation of things (service)	125.00	125.00	114.28		
12 Repairs and alterations	36,875.00	34,875.00	37,128.99		
Total	55,000.00	50,000.00	51,541.46		
<b>Farm (same acts)</b>				20,000.00	
	Estimated expenditures, 1928 appropriation	Estimated expenditures, 1927 appropriation	Expended and obligated, 1926		
Field service:					
Salaries and wages—	Average—	Average—	Average—		
Salary range, \$1,320 to \$1,680; average, \$1,500—	No. Salary	No. Salary	No. Salary		
Chief gardener	1 1,560	1 1,560	1 1,560		
Farmer	1 1,560	1 1,560	1 1,560		
Salary range, \$900 to \$1,140; average, \$1,020—					
Laborers	2 1,140	2 1,140	2 1,140		
Laborer	1 1,080	1 1,080	1 1,080		
Truck drivers	2 1,080	2 1,080	2 1,080		
Laborers	10 936	10 936	0 1/2 936		
Temporary employees: (no allowances)—					
Veterinarian	1 100	1 100	1 104		
Teams and teamsters, \$5 per day	4 50	4 50	2 35		
Laborers, \$3 per day	5 30	5 30	1 24		
Total average number of employees	27	27	20 1/2		
Total salaries and wages, field service	18,450.00	18,450.00	17,815.25		
Deduct allowances for subsistence, lodging, etc.	6,120.00	6,120.00	5,973.00		
01 Total personal services, cash payment	12,330.00	12,330.00	11,842.25		
02 Supplies and materials	6,500.00	6,500.00	5,329.47		
07 Transportation of things (service)	50.00	50.00	15.73		
Equipment (includes livestock):					
3040 Livestock (other than that purchased for slaughter, 0261, and zoological garden stock, 3021)	320.00	320.00	262.70		
3050 Other equipment	800.00	800.00	725.70		
30 Total equipment	1,120.00	1,120.00	988.40		
Total	20,000.00	20,000.00	18,175.85		
<b>In all, Marion Branch</b>				\$806,000.00	\$816,000.00

## Estimates of appropriations required for the service of the fiscal year ending June 30, 1928—Continued

General object (title of appropriation), date of acts, references to Statutes at Large, or to Revised Statutes, and estimated amount required for each detailed object				Total amount to be appropriated under each head of appropriation	Amount appropriated for the fiscal year ending June 30, 1927
<i>National Home for Disabled Volunteer Soldiers, Danville Branch—</i> Danville Branch, Danville, Illinois: Current expenses (acts Mar. 21, 1866, vol. 14, p. 10; Mar. 3, 1875, vol. 18, p. 360; Apr. 15, 1926, vol. 44, p. 293)				\$67,500.00	
	Estimated expenditures, 1928 appropriation	Estimated expenditures, 1927 appropriation	Expended and obligated, 1926		
Field service:					
Salaries and wages:					
Salary range, \$3,800 to \$5,000; average, \$4,400—					
Governor.....	No. 1 Salary \$4,320	No. 1 Salary \$4,320	No. 1 Salary \$4,020		
Salary range, \$3,300 to \$3,900; average, \$3,600—					
Surgeon.....	1 3,720	1 3,720	1 3,720		
Treasurer.....	1 3,460	1 3,460	1 3,460		
Salary range, \$3,000 to \$3,600; average, \$3,300—					
Quartermaster.....	1 3,360	1 3,360	1 3,360		
Salary range, \$2,700 to \$3,300; average, \$3,000—					
Commissary of subsistence.....	1 3,120	1 3,120	1 3,120		
Adjutant and inspector.....	1 3,120	1 3,120	1 3,120		
Salary range, \$2,100 to \$2,700; average, \$2,400—					
Chaplains.....	2 2,460	2 2,460	2 2,460		
Salary range, \$1,860 to \$2,460; average, \$2,100—					
Chief clerk, treasurer's.....	1 2,280	1 2,280	1 2,280		
Chief clerk, governor's.....	1 2,160	1 2,160	1 2,160		
Chief clerk, quartermaster's.....	1 2,160	1 2,160	1 2,160		
Musician (bandmaster).....	1 2,040	1 2,040	1 2,040		
Clerk, treasurer's.....	1 1,920	1 1,920	1 1,911		
Salary range, \$1,500 to \$1,860; average, \$1,680—					
Clerk, quartermaster.....	1 1,680	1 1,680	1 1,680		
Clerk, treasurer.....	1 1,680	1 1,680	1 1,680		
Salary range, \$1,320 to \$1,680; average, \$1,500—					
Clerk, adjutant.....	1 1,560	1 1,560	1 1,560		
Clerk, quartermaster.....	1 1,560	1 1,560	1 1,560		
Clerk, treasurer's.....	1 1,560	1 1,560	1 1,560		
Salary range, \$1,140 to \$1,500; average, \$1,320—					
Clerk, adjutant.....	1 1,320	1 1,320	1 1,320		
Clerk, quartermaster.....	1 1,320	1 1,320	1 1,261		
Clerk, treasurer.....	1 1,320	1 1,320	1 1,320		
Musicians.....	3 1,200	3 1,200	3 1,208		
Printer.....	1 1,200	1 1,200	1 1,008		
Salary range, \$900 to \$1,140; average, \$1,020—					
Quartermaster sergeant.....	1 960	1 960	1 960		
Salary range, \$780 to \$1,020; average, \$900—					
Sergeant major.....	1 840	1 840	1 840		
Salary range, \$600 to \$780; average, \$690—					
Musicians.....	3 697	3 697	3 697		
Musicians.....	6 660	6 660	6 652		
Clerk, quartermaster.....	1 660	1 660	1 660		
Salary range, \$420 to \$600; average, \$510—					
Company commanders.....	2 576	2 576	1 576		
Company commanders.....	10 480	10 480	10 480		
Guard sergeant.....	1 480	1 480	1 480		
Clerk, adjutant.....	1 480	1 480	1 480		
Matron.....	1 480	1 480	0 0		
Messenger.....	1 480	1 480	1 480		
Telephone operators.....	3 480	3 480	3 480		
Salary range, \$240 to \$420; average, \$330—					
Bugler.....	1 384	1 384	1 384		
Watchman.....	1 384	1 384	1 384		
Company sergeants.....	12 336	12 336	11 337		
Guard sergeant.....	1 336	1 336	1 336		
Guard privates.....	5 288	5 288	5 286		
Janitor.....	1 288	1 288	1 288		
Total average number of employees.....	77	77	77		
Total salaries and wages, field service.....	78,006.00	78,006.00	77,837.00		
Deduct allowance for subsistence, lodging, etc.....	14,220.00	14,226.00	14,018.00		
01 Total personal services, cash payment.....	63,846.00	63,846.00	63,819.00		
02 Stationery and office supplies.....	1,900.00	1,900.00	1,190.16		
Communication service:					
0500 Telegraph service.....	75.00	75.00	54.78		
0510 Telephone service.....	250.00	250.00	255.15		
05 Total communication service.....	325.00	325.00	309.93		
06 Travel expenses.....	75.00	75.00	71.68		
07 Transportation of things (service).....	50.00	25.00	.80		
09 Advertising and publication of notices (service).....	200.00	200.00	186.79		
12 Repairs and alterations.....	200.00	100.00	83.85		
13 Miscellaneous services.....	180.00	180.00	176.81		
Equipment:					
3010 Furniture, furnishings, and fixtures.....	225.00	225.00	237.90		
3020 Educational, scientific, and recreational equipment.....	49.00	49.00	59.40		
3050 Other equipment.....	450.00	450.00	471.39		
30 Total equipment.....	724.00	724.00	768.69		
Total.....	67,500.00	67,500.00	66,607.83		

## Estimates of appropriations required for the service of the fiscal year ending June 30, 1928—Continued

General object (title of appropriation), date of acts, references to Statutes at Large, or to Revised Statutes, and estimated amount required for each detailed object	Total amount to be appropriated under each head of appropriation	Amount appropriated for the fiscal year ending June 30, 1927
--	--	--

*National Home for Disabled Volunteer Soldiers, Danville Branch—Continued.*  
 Subsistence **[\$218,000]** (acts Mar. 21, 1866, vol. 14, p. 10; Mar. 3, 1875, vol. 18, p. 360; Apr. 16, 1926, vol. 44, p. 293) ----- \$235, 000. 00

	Estimated expenditures, 1926 appropriation	Estimated expenditures, 1927 appropriation	Expended and obligated, 1926
<b>Field service:</b>			
Salaries and wages—	<i>Average—</i>	<i>Average—</i>	<i>Average—</i>
Salary range, \$1,580 to \$1,860; average, \$1,680—	No. Salary	No. Salary	No. Salary
Cook.....	1 1,680	1 1,680	1 1,680
Salary range, \$1,320 to \$1,680; average, \$1,500—			
Baker.....	1 1,560	1 1,560	1 1,560
Clerk.....	1 1,440	1 1,440	1 1,424
Salary range, \$900 to \$1,140; average, \$1,020—			
Cook.....	1 1,080	1 1,080	1 1,020
Cook.....	1 1,020	1 1,020	1 1,020
Head waiter.....	1 1,020	1 1,020	1 1,020
Salary range, \$780 to \$1,020; average, \$900—			
Head waiter.....	1 936	1 936	1 933
Laborer.....	1 936	1 936	1 776
Cook.....	1 900	1 900	1 900
Laborer.....	1 840	1 840	1 832
Waiters.....	29 840	29 840	29 840
Salary range, \$600 to \$780; average, \$690—			
Baker.....	1 720	1 720	1 720
Cook.....	1 720	1 720	1 720
Meat cutter.....	1 720	1 720	1 576
Commissary sergeant.....	1 660	1 660	1 660
Salary range, \$420 to \$600; average, \$510—			
Clerk.....	1 576	1 576	1 576
Cooks.....	4 576	4 576	4 576
Laborer.....	1 576	1 576	1 577
Laborer.....	1 480	1 480	1 479
Salary range, \$240 to \$420; average, \$330—			
Laborers.....	20 384	20 384	20 384
Laborers.....	15 288	15 288	15 287
Total average number of employees.....	85	85	85 1/2
Total salaries and wages, field service.....	54,528	54,528	54,144
Deduct allowances for subsistence, lodging, etc.....	14,760	14,760	13,882
01 Total personal services, cash payment.....	39,768. 00	39,768. 00	40,262. 00
Supplies and materials:			
0200 Cleaning and toilet supplies.....	75. 00	75. 00	91. 24
0240 Wearing apparel.....	150. 00	150. 00	221. 13
0260 Provisions.....	192,457. 00	175,607. 00	189,326. 91
0280 Sundry supplies.....	1,000. 00	1,000. 00	1,354. 58
02 Total supplies and materials.....	193,682. 00	176,932. 00	190,963. 86
Equipment:			
3010 Furniture, furnishings, and fixtures.....	1,500. 00	1,250. 00	2,114. 72
3050 Other equipment.....	50. 00	50. 00	39. 19
30 Total equipment.....	1,550. 00	1,300. 00	2,153. 91
Total.....	235,000. 00	218,000. 00	233,409. 92

Household **[\$115,800]** (same acts) ----- 118, 000. 00

	Estimated expenditures, 1926 appropriation	Estimated expenditures, 1927 appropriation	Expended and obligated, 1926
<b>Field service:</b>			
Salaries and wages—	<i>Average—</i>	<i>Average—</i>	<i>Average—</i>
Salary range, \$1,680 to \$2,040; average, \$1,860—	No. Salary	No. Salary	No. Salary
Engineer.....	1 1,860	1 1,860	1 1,860
Engineer.....	1 1,740	1 1,740	1 1,740
Salary range, \$1,140 to \$1,500; average, \$1,320—			
Firemen.....	4 1,380	4 1,380	3 1/2 1,377
Salary range, \$1,020 to \$1,260; average, \$1,140—			
Firemen.....	3 1,140	3 1,140	2 1/2 1,154
Laborer.....			1 1,088
Salary range, \$780 to \$1,020; average \$900—			
Laborers.....	4 840	4 840	4 835
Laundry foremen.....	2 840	2 840	2 836
Upholsterer.....	1 840	1 840	1 840
Salary range, \$600 to \$780; average, \$690—			
Fireman.....	1 780	1 780	1 780
Seamstresses.....	2 744	2 744	1 1/2 735
Janitor.....	1 648	1 648	
Salary range, \$420 to \$600; average, \$510—			
Laborer.....	1 576	1 576	1 576
Laborers.....	11 480	11 480	11 479

## Estimates of appropriations required for the service of the fiscal year ending June 30, 1928—Continued

General object (title of appropriation), date of acts, references to Statutes at Large, or to Revised Statutes, and estimated amount required for each detailed object

Total amount to be appropriated under each head of appropriation

Amount appropriated for the fiscal year ending June 30, 1927

## National Home for Disabled Volunteer Soldiers, Danville Branch—Continued.

	Estimated expenditures, 1928 appropriation		Estimated expenditures, 1927 appropriation		Expended and obligated, 1926	
	Average—		Average—		Average—	
	No.	Salary	No.	Salary	No.	Salary
Field service—Continued.						
Salaries and wages—Continued.						
Salary range, \$240 to \$420; average, \$330—						
Laborer.....	1	\$384	1	\$384	1	\$384
Laborers.....	7	336	7	336	6½	338
Laborers.....	2	288	2	288	2	287
Janitors.....	26	288	26	288	25½	288
Total average number of employees.....	68		68		67½	
Total salaries and wages field service.....		37,992		37,992		38,153
Deduct allowances for subsistence, lodging, etc.....		6,120		6,120		5,685
01 Total personal services, cash payment.....		31,872		31,872		32,467
Supplies and materials:						
0200 Cleaning and toilet supplies.....		6,000.00		5,000.00		4,123.25
0230 Fuel.....		51,500.00		52,000.00		49,892.47
0240 Wearing apparel and sewing supplies.....		750.00		250.00		832.76
0280 Sundry supplies.....		750.00		500.00		762.30
0290 Materials.....		100.00		50.00		120.92
02 Total supplies and materials.....		59,100.00		57,800.00		55,731.70
10 Furnishing of heat, light, power, water and electric (service).....		25,000.00		25,000.00		24,033.57
12 Repairs and alterations.....		300.00		100.00		379.35
Equipment:						
3010 Furniture, furnishing, and fixtures.....		1,228.00		928.00		1,173.41
3050 Other equipment.....		500.00		100.00		214.40
30 Total equipment.....		1,728.00		1,028.00		1,387.81
Total.....		118,000.00		115,900.00		114,000.00

Hospital **["\$104,700"]** (acts Mar. 21, 1866, vol. 14, p. 10; Mar. 3, 1875, vol. 18, p. 360; Apr. 15, 1926, vol. 44, p. 293).....

\$108,000.00

	Estimated expenditures, 1928 appropriation		Estimated expenditures, 1927 appropriation		Expended and obligated, 1926	
Field service:						
Salaries and wages—						
Salary range, \$3,000 to \$3,600; average, \$3,300—						
First assistant surgeon.....	No.	Salary	No.	Salary	No.	Salary
Assistant surgeons.....	4	\$3,460	4	\$3,460	1	\$3,120
Assistant surgeons.....	4	3,240	4	3,240	3	3,162
Assistant surgeons.....	2	3,120	2	3,120	2	3,120
Salary range, \$1,500 to \$1,860; average, \$1,680—						
Chief nurse.....	1	1,680	1	1,680	1	1,560
Cook.....	1	1,560	1	1,560	1	1,560
Druggist.....	1	1,560	1	1,560	†	1,541
Laboratory technician.....	1	1,560	1	1,560	1	1,560
Salary range, \$1,140 to \$1,500; average, \$1,320—						
Clerk.....	1	1,440	1	1,440	1	1,440
Nurse, trained.....	1	1,440	1	1,440	1	1,440
Dental technician.....	1	1,320	1	1,320	†	1,301
Nurses, trained.....	18	1,320	18	1,320	17½	1,323
Salary range, \$900 to \$1,140; average, \$1,020—						
Clerk.....	1	1,080	1	1,080	1	1,080
Cook.....	1	1,080	1	1,080	1	1,080
Consultants.....	2	1,040	2	1,040	2	1,040
Cook.....	1	1,020	1	1,020	1	1,020
Aid physiotherapy.....	1	960	1	960		
Salary range, \$750 to \$1,020; average, \$900—						
Cook.....	1	936	1	936	1	936
Head waiter.....	1	936	1	936	1	936
Hospital steward.....	1	840	1	840	1	840
Driver.....	1	840	1	840	1	478
Laborers.....	10	840	10	840	10½	855
Waiters.....	6	840	6	840	6	838
Cooks.....	2	840	2	840	2	830
Salary range, \$600 to \$780; average, \$690—						
Laborer.....	1	744	1	744	1	744
Clerks.....	2	720	2	720	2	720
Ward attendants.....	2	720	2	720	2	720
Ward attendants.....	5	660	5	660	5	660
Salary range, \$420 to \$600; average, \$510—						
Clerk.....	1	576	1	576	1	560
Hospital steward.....	1	576	1	576	1	576
Driver.....	1	576	1	576	1	869
Ward attendants.....	12	576	12	576	12½	578
Laborers.....	2	480	2	480	2	480
Undertaker.....	1	480	1	480	1	480
Ward attendants.....	15	480	15	480	16½	481

## Estimates of appropriations required for the service of the fiscal year ending June 30, 1928—Continued

General object (title of appropriation), date of acts, references to Statutes at Large, or to Revised Statutes, and estimated amount required for each detailed object				Total amount to be appropriated under each head of appropriation	Amount appropriated for the fiscal year ending June 30, 1927
<b>National Home for Disabled Volunteer Soldiers, Danville Branch—Continued.</b>					
	Estimated expenditures, 1928 appropriation	Estimated expenditures, 1927 appropriation	Expended and obligated, 1926		
Field service—Continued.					
Salaries and wages—Continued.					
Salary range, \$240 to \$420; average, \$330—	<i>Average—</i>	<i>Average—</i>	<i>Average—</i>		
	<i>No. Salary</i>	<i>No. Salary</i>	<i>No. Salary</i>		
Laborers.....	14 \$384	14 \$384	14 \$383		
Funeral escort, sergeant.....	1 336	1 336	1 336		
Laborer.....	1 336	1 336	1 340		
Funeral escorts, privates.....	7 288	7 288	7 289		
Laborers.....	5 288	5 288	5 287		
Reader.....	1 288	1 288	1 288		
Total average number of employees.....	132	132	132 1/2		
Total salaries and wages, field service.....	111,200.00	111,200.00	111,522.00		
Deduct allowances for subsistence, lodging, etc.....	2,300.00	2,300.00	22,018.00		
01 Total personal services, cash payment.....	88,900.00	88,900.00	89,504.00		
Supplies and materials:					
0200 Cleaning and toilet supplies.....	500.00	100.00	798.13		
0210 Medical and hospital supplies.....	6,555.00	6,500.00	7,408.50		
0220 Scientific and educational supplies.....	175.00	75.00	131.05		
0240 Wearing apparel.....	100.00	75.00	353.33		
0280 Sundry supplies.....	300.00	100.00	394.12		
02 Total supplies and materials.....	7,630.00	6,850.00	9,085.13		
12 Repairs and alterations.....	300.00	100.00	321.86		
Equipment:					
3010 Furniture, furnishings, and fixtures.....	900.00	200.00	937.08		
3020 Educational, scientific, and recreational equipment.....	6,325.00	8,480.00	6,632.94		
3050 Other equipment.....	1,000.00	170.00	959.16		
30 Total equipment.....	2,945.00	850.00	8,529.18		
Total.....	108,000.00	104,700.00	107,441.93		
Transportation ( <i>acts Mar. 21, 1866, vol. 14, p. 10; Mar. 3, 1875, vol. 18, p. 360; Apr. 15, 1926, vol. 44, p. 293</i> ).....				\$500.00	
06 Travel expenses: Expenditures—1928, \$500; 1927, \$500; 1926, \$489.80.					
Repairs [ <b>\$50,000</b> ] ( <i>same acts</i> ).....				55,000.00	
	Estimated expenditures, 1928 appropriation	Estimated expenditures, 1927 appropriation	Expended and obligated, 1926		
Field service:					
Salaries and wages—					
Salary range, \$2,400 to \$3,000; average, \$2,700—	<i>Average—</i>	<i>Average—</i>	<i>Average—</i>		
	<i>No. Salary</i>	<i>No. Salary</i>	<i>No. Salary</i>		
Chief engineer.....	1 \$2,580	1 \$2,580	1 \$2,580		
Salary range, \$1,500 to \$1,800; average, \$1,650—					
Carpenter.....	1 1,740	1 1,740	1 1,740		
Electrical worker.....	1 1,740	1 1,740	1 1,740		
Painter.....	1 1,740	1 1,740	1 1,894		
Plumbers.....	2 1,740	2 1,740	2 1,740		
Tinsmith.....	1 1,740	1 1,740	1 1,740		
Carpenter.....	1 1,620	1 1,620	1 1,589		
Painters.....	2 1,620	2 1,620	2 1,609		
Salary range, \$1,140 to \$1,500; average, \$1,320—					
Plumbers.....	2 1,380	2 1,380	1 1,412		
Carpenters.....			1 1,247		
Electrician.....			1 1,260		
Painters.....			2 1,239		
Laborer.....	1 1,200	1 1,200			
Salary range, \$600 to \$780; average, \$690—					
Laborer.....	1 720	1 720	1 720		
Salary range, \$420 to \$600; average, \$510—					
Carpenter.....	1 576	1 576	1 806		
Blacksmith.....	1 480	1 480	1 480		
Carpenters.....	2 480	2 480	2 479		
Laborers.....	8 480	8 480	8 480		
Painters.....	3 480	3 480	3 481		
Salary range, \$240 to \$420; average, \$330—					
Laborers.....	2 384	2 384	1 374		
Laborers.....	2 336	2 336	1 328		
Total average number of employees.....	33	33	35 1/2		
Total salaries and wages, field service.....	31,296.00	31,296.00	33,641.00		
Deduct allowances for subsistence, lodging, etc.....	4,680.00	4,680.00	3,890.00		
01 Total personal services, cash payment.....	26,616.00	26,616.00	29,751.00		
Deduct expenditures for personal services included in objects named below.....	26,616.00	26,616.00	29,750.90		
02 Supplies and materials.....	18,500.00	18,500.00	18,302.28		
12 Repairs and alterations.....	34,500.00	30,000.00	29,903.44		
30 Equipment.....	2,000.00	1,500.00	2,782.59		
Total.....	55,000.00	50,000.00	50,988.81		

## Estimates of appropriations required for the service of the fiscal year ending June 30, 1928—Continued

General object (title of appropriation), date of acts, references to Statutes at Large, or to Revised Statutes, and estimated amount required for each detailed object

Total amount to be appropriated under each head of appropriation

Amount appropriated for the fiscal year ending June 30, 1927

## National Home for Disabled Volunteer Soldiers, Danville Branch—Continued.

Farm [\$14,800] (acts Mar. 21, 1866, vol. 14, p. 10; Mar. 3, 1875, vol. 18, p. 360; Apr. 15, 1926, vol. 44, p. 293)

\$16,000.00

	Estimated expenditures, 1928 appropriation	Estimated expenditures, 1927 appropriation	Expended and obligated, 1926
<b>Field service:</b>			
<b>Salaries and wages—</b>	<i>Average—</i>	<i>Average—</i>	<i>Average—</i>
Salary range, \$1,860 to \$2,400; average, \$2,100—	<i>No. Salaries</i>	<i>No. Salaries</i>	<i>No. Salaries</i>
Chief gardener.....	1 \$2,040	1 \$2,040	1 \$1,920
Salary range, \$900 to \$1,140; average, \$1,020—			
Truck driver.....	2 1,080	2 1,080	2 1,080
Salary range, \$780 to \$1,020; average \$900—			
Laborers.....	1 936	1 936	1 1,080
Salary range, \$600 to \$780; average \$690—			
Laborers.....	2 720	2 720	2 711
Salary range, \$420 to \$600; average, \$510—			
Laborers.....	3 480	3 480	3 480
Salary range, \$240 to \$420; average, \$330—			
Laborers.....	8 384	8 384	6 386
Laborers.....	6 336	6 336	6 337
Total average number of employees.....	22	22	22 1/2
Total salaries and wages, field service.....	13,098	13,098	13,158
Deduct allowances for subsistence, lodging, etc.....	1,440	1,440	1,440
01 Total personal services, cash payment.....	11,658	11,658	11,718
<b>Supplies and materials:</b>			
0230 Fuel.....	2,278.00	1,778.00	1,064.70
0250 Forage and other supplies for animals.....	400.00	400.00	186.06
0280 Sundry supplies.....	969.00	689.00	581.49
02 Total supplies and materials.....	3,667.00	2,867.00	1,832.25
04 Care of animals.....	100.00	100.00	165.38
12 Repairs and alterations.....	75.00	75.00	227.51
13 Special and miscellaneous (services).....	0.00	0.00	50.00
30 Total equipment.....	500.00	100.00	747.41
Total.....	16,000.00	14,800.00	14,740.43

In all, Danville Branch.....

\$600,000.00

\$571,300.00

## National Home for Disabled Volunteer Soldiers, Mountain Branch—

Mountain Branch, Johnson City, Tennessee: Current expenses (same acts).....

57,000.00

	Estimated expenditures, 1928 appropriation	Estimated expenditures, 1927 appropriation	Expended and obligated, 1926
<b>Field service:</b>			
<b>Salaries and wages—</b>	<i>Average—</i>	<i>Average—</i>	<i>Average—</i>
Salary range, \$3,300 to \$3,900; average, \$3,600—	<i>No. Salary</i>	<i>No. Salary</i>	<i>No. Salary</i>
Treasurer.....	1 \$3,460.00	1 \$3,460.00	1 \$3,460.00
Adjutant inspector and executive officer.....	1 3,360.00	1 3,360.00	1 3,360.00
Commissary of subsistence.....	1 3,360.00	1 3,360.00	1 3,360.00
Quartermaster.....	1 3,360.00	1 3,360.00	1 3,360.00
Salary range, \$2,100 to \$2,700; average, \$2,400—			
Clerks.....	3 2,200.00	3 2,200.00	3 2,200.00
Chaplains.....	2 2,460.00	2 2,460.00	2 2,460.00
Salary range, \$1,680 to \$2,040; average, \$1,860—			
Clerks.....	3 1,720.00	3 1,720.00	3 1,720.00
Musician.....	1 2,040.00	1 2,040.00	1 2,040.00
Salary range, \$1,320 to \$1,680; average, \$1,500—			
Clerks.....	7 1,500.00	7 1,500.00	7 1,500.00
Guard captain.....	1 1,560.00	1 1,560.00	1 1,560.00
Quartermaster sergeant.....	1 1,320.00	1 1,320.00	1 1,320.00
Printer.....	1 1,320.00	1 1,320.00	1 1,408.00
Salary range, \$1,020 to \$1,260; average, \$1,140—			
Guard lieutenant.....	1 1,260.00	1 1,260.00	1 1,260.00
Guard private.....	1 1,080.00	1 1,080.00	1 1,080.00
Musicians.....	8 1,091.00	8 1,091.00	8 1,091.00
Watchman.....	1 1,020.00	1 1,020.00	1 1,020.00
Salary range, \$780 to \$1,020; average, \$900—			
Guards, private.....	3 936.00	3 936.00	3 936.00
Telephone operation.....	3 936.00	3 936.00	3 936.00
Messenger.....	1 840.00	1 840.00	1 840.00
Janitors.....	3 840.00	3 840.00	3 840.00
Total average number of employees.....	44	44	44 1/2
Total salaries and wages, field service.....	70,274.00	70,274.00	69,551.00
Deduct allowances for subsistence, lodging, etc.....	18,548.00	18,548.00	18,276.00
01 Personal services, cash payment.....	51,726.00	51,726.00	51,275.00
02 Stationary and office supplies.....	2,500.00	3,700.00	2,742.18

## Estimates of appropriations required for the service of the fiscal year ending June 30, 1928—Continued

General object (title of appropriation), date of acts, references to Statutes at Large, or to Revised Statutes, and estimated amount required for each detailed object	Total amount to be appropriated under each head of appropriation	Amount appropriated for the fiscal year ending June 30, 1927
--	--	--

## National Home for Disabled Volunteer Soldiers, Mountain Branch—Continued.

	Estimated expenditures, 1928 appropriation	Estimated expenditures, 1927 appropriation	Expended and obligated, 1926
Communication service:			
0500 Telegraph service.....	\$150.00	\$100.00	\$65.85
0510 Telephone service.....	500.00	400.00	300.80
05 Total communication service.....	650.00	500.00	366.65
06 Travel expenses.....	600.00	400.00	371.48
07 Transportation of things (service).....	300.00	100.00	72.30
09 Advertising and publication of notices (service).....	300.00	200.00	167.95
12 Repairs and alterations.....	200.00	75.00	111.62
13 Special and miscellaneous current expenses.....	250.00	95.00	93.48
30 Equipment.....	474.00	204.00	424.67
Total.....	57,000.00	57,000.00	55,625.33

Subsistence **[\$260,000]** (acts Mar. 21, 1866, vol. 14, p. 10; Mar. 3, 1875, vol. 18, p. 360; Apr. 15, 1926, vol. 44, p. 293).....

\$225,000.00

	Estimated expenditures, 1928 appropriation	Estimated expenditures, 1927 appropriation	Expended and obligated, 1926
Field service:			
Salaries and wages—			
Salary range, \$1,320 to \$1,680; average, \$1,500—			
Mess steward.....	1 \$1,560.00	1 \$1,560.00	1 \$1,542.67
Baker.....	1 1,800.00	1 1,800.00	1 1,430.00
Meat cutter.....	1 1,560.00	1 1,560.00	1 1,560.00
Clerks.....	3 1,480.00	3 1,480.00	2 1,480.00
Cooks.....	3 1,590.00	3 1,590.00	3 1,590.00
Salary range, \$1,020 to \$1,260; average, \$1,140—			
Head waiter.....	1 1,260.00	1 1,260.00	1 1,260.00
Clerk.....	1 1,080.00	1 1,080.00	1 1,080.00
Baker.....	1 1,080.00	1 1,080.00	1 1,080.00
Cooks.....	6 1,120.00	6 1,120.00	6 1,120.00
Laborer.....	1 1,080.00	1 1,080.00	1 879.00
Salary range, \$780 to \$1,020; average, \$900—			
Cooks.....	3 936.00	3 936.00	3 936.00
Dishwashers.....	5 840.00	5 840.00	5 840.00
Laborers.....	12 885.00	12 885.00	12 885.00
Waiters.....	19 840.00	19 840.00	19 840.00
Total average number of employees.....	59	59	59 1/2
Total salaries and wages, field service.....	57,855.00	57,855.00	56,063.22
Deduct allowances for subsistence, lodging, etc.....	21,240.00	21,240.00	21,250.00
01 Total personal services, cash payment.....	36,615.00	36,615.00	37,833.22
Supplies and materials:			
0200 Stationery and office supplies.....	400.00	1,500.00	360.31
0240 Wearing apparel and sewing supplies.....	400.00	1,500.00	459.67
0260 Provisions.....	185,821.00	215,821.00	170,437.33
0280 Sundry supplies.....	264.00	564.00	70.90
02 Total supplies and materials.....	186,885.00	219,385.00	171,328.21
06 Travel expenses.....	100.00	200.00	1.25
30 Furniture, furnishings, and fixtures.....	1,400.00	3,800.00	2,852.34
Total.....	225,000.00	260,000.00	212,015.02

## Household (same acts).....

94,000.00

	Estimated expenditures, 1928 appropriation	Estimated expenditures, 1927 appropriation	Expended and obligated, 1926
Field service:			
Salaries and wages—			
Salary range, \$1,500 to \$1,860; average, \$1,680—			
Engineer.....	4 \$1,770.00	4 \$1,770.00	4 \$1,770.00
Laundry foreman.....	1 1,560.00	1 1,560.00	1 1,560.00
Laborer.....	1 1,680.00	1 1,680.00	1 1,680.00
Salary range, \$1,140 to \$1,500; average, \$1,320—			
Fireman.....	6 1,320.00	6 1,320.00	6 1,320.00
Laborer.....	1 1,200.00	1 1,200.00	1 1,200.00
Salary range, \$900 to \$1,140; average, \$1,020—			
Laborers.....	11 964.00	11 964.00	11 964.00
Upholsterer.....	1 936.00	1 936.00	1 936.00
Janitors.....	4 972.00	4 972.00	3 972.00



*Estimates of appropriations required for the service of the fiscal year ending June 30, 1928—Continued*

General object (title of appropriation), date of acts, references to Statutes at Large, or to Revised Statutes, and estimated amount required for each detailed object	Total amount to be appropriated under each head of appropriation		Amount appropriated for the fiscal year ending June 30, 1927
<i>National Home for Disabled Volunteer Soldiers, Mountain Branch—Continued.</i>			
	Estimated expenditures, 1928 appropriation	Estimated expenditures, 1927 appropriation	Expended and obligated, 1926
Field service—Continued.			
Salaries and wages—Continued.			
Salary range, \$780 to \$1,020; average, \$900—	<i>Average—</i>	<i>Average—</i>	<i>Average—</i>
Janitors.....	No. 3 Salary \$833.00	No. 3 Salary \$833.00	No. 3 Salary \$833.00
Laborers.....	10 840.00	10 840.00	10 840.00
Total average number of employees.....	42	42	42 1/2
Total salaries and wages, field service.....	45,792.00	45,792.00	46,036.65
Deduct allowances for subsistence, lodging, etc.....	15,120.00	15,120.00	15,286.00
01 Total personal services, cash payment.....	30,672.00	30,672.00	30,750.65
Supplies and materials:			
0200 Stationery and office supplies.....	5,000.00	5,000.00	5,360.48
0230 Fuel.....	41,960.00	41,960.00	42,742.48
0240 Wearing apparel and sewing supplies.....	2,750.00	2,750.00	2,411.47
0280 Sundry supplies.....	2,418.00	2,418.00	2,409.32
02 Total supplies and materials.....	52,128.00	52,128.00	52,923.75
07 Transportation of things (service).....	100.00	100.00	86.27
10 Furnishing of heat, light, power, water, and electricity (service).....	9,000.00	9,000.00	7,061.74
Equipment:			
3010 Furniture, furnishings, and fixtures.....	2,000.00	2,000.00	2,646.37
3050 Other equipment.....	100.00	100.00	193.72
30 Total equipment.....	2,100.00	2,100.00	2,840.09
Total.....	94,000.00	94,000.00	93,662.50

Hospital [**\$275,000**] (acts Mar. 21, 1866, vol. 14, p. 10; Mar. 8, 1875, vol. 18, p. 360; Apr. 15, 1926, vol. 44, p. 293)

\$250,000.00

	Estimated expenditures, 1928 appropriation	Estimated expenditures, 1927 appropriation	Expended and obligated, 1926
Field service:			
Salaries and wages—			
Salary range, \$6,000 to \$7,500; average, \$6,750—	Average—	Average—	Average—
Medical director and superintendent.....	No. 1 Salary \$6,720.00	No. 1 Salary \$6,720.00	No. 1 Salary \$6,720.00
Salary range, \$3,300 to \$5,000; average, \$4,400—			
Associate medical director and superintendent.....	1 5,220.00	1 5,220.00	1 4,961.67
Assistant surgeons.....	2 4,320.00	2 4,320.00	2 4,320.00
Salary range, \$3,300 to \$3,900; average, \$3,600—			
Assistant surgeons.....	6 3,596.00	6 3,596.00	7 3,596.00
Salary range, \$3,000 to \$3,600; average, \$3,300—			
Assistant surgeons.....	5 2,496.00	5 2,496.00	6 2,496.00
Salary range, \$2,700 to \$3,300; average, \$3,000—			
Assistant surgeon.....	1 2,760.00	1 2,760.00	1 2,226.67
Senior bacteriologist.....	1 2,760.00	1 2,760.00	1 2,737.00
Chief nurse.....	1 2,760.00	1 2,760.00	1 2,760.00
Salary range, \$1,800 to \$2,400; average, \$2,100—			
Assistant chief nurses.....	2 2,100.00	2 2,100.00	2 2,760.00
Chief aid, occupational therapy.....	1 1,884.00	1 1,884.00	1 1,878.77
Executive clerk.....	1 1,920.00	1 1,920.00	1 1,920.00
Dietitians.....	2 2,010.00	2 2,010.00	2 2,010.00
Cook.....	1 1,920.00	1 1,920.00	
Salary range, \$1,500 to \$1,860; average, \$1,680—			
Clerk.....	1 1,560.00	1 1,560.00	1 1,560.00
Consultants.....	2 1,010.00	2 1,010.00	2 1,010.00
Druggist.....	1 1,800.00	1 1,800.00	1 1,795.00
Technician.....	1 1,800.00	1 1,800.00	1 1,754.00
Nurses, graduate.....	10 1,560.00	12 1,560.00	13 1,560.00
Aids, occupational therapy.....	6 1,632.00	6 1,632.00	5 1,632.00
Medical record clerks.....	3 1,580.00	3 1,580.00	3 1,580.00
Matron.....	1 1,560.00	1 1,560.00	1 1,560.00
Hospital steward.....	1 1,560.00	1 1,560.00	1 1,560.00
Cooks.....	2 1,560.00	2 1,560.00	3 1,560.00
Aid, physiotherapy.....	1 1,584.00	1 1,584.00	
Salary range, \$1,140 to \$1,500; average, \$1,320—			
Interns.....	2 1,320.00	2 1,320.00	1 1,320.00
Laboratory assistants.....	2 1,500.00	2 1,500.00	1 1,470.00
Dental technicians.....	2 1,380.00	2 1,380.00	2 1,380.00
Nurses, graduate.....	23 1,260.00	23 1,260.00	23 1,260.00
Nurses, practical.....	8 1,488.00	8 1,488.00	3 1,488.00
Aids, occupational therapy.....	2 1,260.00	2 1,260.00	2 1,260.00
Clerks.....	1 1,260.00	1 1,260.00	1 1,260.00
Medical record clerk.....	2 1,200.00	2 1,200.00	2 1,200.00
Hospital stewards.....	2 1,380.00	2 1,380.00	2 1,380.00
Cooks.....	1 1,320.00	1 1,320.00	1 150.33
Consultant.....			

## Estimates of appropriations required for the service of the fiscal year ending June 30, 1928—Continued

General object (title of appropriation), date of acts, references to Statutes at Large, or to Revised Statutes, and estimated amount required for each detailed object				Total amount to be appropriated under each head of appropriation	Amount appropriated for the fiscal year ending June 30, 1927
<i>National Home for Disabled Volunteer Soldiers, Mountain Branch—Continued.</i>					
	Estimated expenditures, 1928 appropriation	Estimated expenditures, 1927 appropriation	Expended and obligated, 1926		
Field service—Continued.					
Salaries and wages—Continued.					
Salary range, \$900 to \$1,140; average, \$1,020—	<i>Average—</i>	<i>Average—</i>	<i>Average—</i>		
Mail orderly.....	No. Salary	No. Salary	No. Salary		
Undertaker.....	1 \$1,080.00	1 \$1,080.00	1 \$1,080.00		
Ward attendants.....	36 1,008.00	36 1,008.00	36 1,008.00		
Ambulance drivers.....	2 1,080.00	2 1,080.00	2 1,080.00		
Cooks.....	5 1,022.00	5 1,022.00	5 1,022.00		
Head waiters.....	2 978.00	2 978.00	2 978.00		
Laborers.....	2 978.00	2 978.00	2 978.00		
Salary range, \$780 to \$1,020; average, \$900—					
Ward attendants.....	24 840.00	24 840.00	24 840.00		
Waiters.....	12 840.00	12 840.00	11 840.00		
Dish washers.....	4 840.00	4 840.00	4 840.00		
Laborers.....	34 840.00	34 840.00	34 840.00		
Laboratory attendant.....	840.00	840.00			
Total average number of employees.....	222	222	224		
Total salaries and wages, field service.....	312,970.00	312,970.00	312,376.08		
Deduct allowances for subsistence, lodging, etc.....	90,124.00	90,124.00	89,232.00		
01 Total personal services, cash payment.....	222,846.00	222,846.00	223,144.08		
Supplies and materials:					
0200 Stationery and office supplies.....	1,200.00	1,200.00	1,307.17		
0210 Medical and hospital supplies.....	19,374.00	33,574.00	21,016.45		
0220 Scientific and educational supplies.....	175.00	175.00	173.70		
0240 Wearing apparel and sewing supplies.....	500.00	500.00	638.70		
0260 Provisions.....			855.47		
0280 Sundry supplies.....	1,000.00	1,200.00	1,344.30		
02 Total supplies and materials.....	22,249.00	36,649.00	25,335.79		
07 Transportation of things (service).....	50.00	50.00	9.16		
22 Burial expenses.....	600.00	600.00	601.86		
Equipment:					
3000 Passenger-carrying vehicles.....	500.00	1,500.00	2,357.40		
3010 Furniture, furnishings, and fixtures.....	2,900.00	5,000.00	5,799.43		
3020 Educational, scientific, and recreational equipment.....	500.00	4,000.00	3,321.88		
3060 Other equipment.....	355.00	3,855.00	2,812.44		
30 Total equipment.....	4,255.00	14,855.00	14,261.15		
Total.....	250,000.00	275,000.00	263,352.04		
Transportation ( <i>acts Mar. 21, 1866, vol. 14, p. 10; Mar. 3, 1875, vol. 18, p. 360; Apr. 15, 1926, vol. 44, p. 293</i> ).....				\$500.00	
06 Travel expenses: Expenditures—1928, \$500; 1927, \$500; 1926, \$489.71.					
Repairs ( <i>same acts</i> ).....				50,000.00	
	Estimated expenditures, 1928 appropriation	Estimated expenditures, 1927 appropriation	Expended and obligated, 1926		
Field service:					
Salaries and wages—	<i>Average—</i>	<i>Average—</i>	<i>Average—</i>		
Salary range, \$2,400 to \$3,000; average, \$2,700—	No. Salary	No. Salary	No. Salary		
Chief engineer.....	1 \$2,760.00	1 \$2,760.00	1 \$2,760.00		
Salary range, \$1,500 to \$1,860; average, \$1,680—					
Electricians.....	3 1,620.00	3 1,620.00	3 1,620.00		
Blacksmith.....	1 1,560.00	1 1,560.00	1 1,560.00		
Carpenters.....	3 1,620.00	3 1,620.00	3 1,620.00		
Automobile mechanic.....	1 1,860.00	1 1,860.00	1 1,860.00		
Painters.....	3 1,620.00	3 1,620.00	3 1,620.00		
Plasterer.....	1 1,500.00	1 1,500.00	1 1,500.00		
Plumber.....	1 1,860.00	1 1,860.00	1 1,860.00		
Steamfitters.....	2 1,740.00	2 1,740.00	2 1,740.00		
Tinsmith.....	1 1,740.00	1 1,740.00	1 1,740.00		
Salary range, \$1,140 to \$1,500; average, \$1,320—					
Laborers.....	2 1,240.00	2 1,290.00	2 1,290.00		
Painter.....	1 1,320.00	1 1,320.00	1 1,250.34		
Plumber.....	1 1,440.00	1 1,440.00	1 1,440.00		
Carpenter.....	1 1,320.00	1 1,320.00			
Salary range, \$900 to \$1,140; average, \$1,020—					
Carpenter.....	1 1,080.00	1 1,080.00	1 1,080.00		
Laborers.....	10 1,059.00	10 1,059.00	10 1,059.00		
Painter.....			1 1,080.00		

*Estimates of appropriations required for the service of the fiscal year ending June 30, 1928—Continued*

General object (title of appropriation), date of acts, references to Statutes at Large, or to Revised Statutes, and estimated amount required for each detailed object				Total amount to be appropriated under each head of appropriation	Amount appropriated for the fiscal year ending June 30, 1927
<b>National Home for Disabled Volunteer Soldiers, Mountain Branch—Continued.</b>					
	Estimated expenditures, 1928 appropriation	Estimated expenditures, 1927 appropriation	Expended and obligated, 1926		
Field service—Continued.					
Salaries and wages—Continued.					
Salary range, \$780 to \$1,020; average, \$900—	Average—	Average—	Average—		
Laborers.....	No. 2 Salary \$840.00	No. 2 Salary \$1,680.00	No. 2 Salary \$1,400.00		
Total average number of employees.....	35	35	35 $\frac{1}{4}$		
Total salaries and wages, field service.....	49,356.00	49,356.00	50,019.34		
Deduct allowances for subsistence, lodging, etc.....	12,600.00	12,600.00	12,622.00		
01 Cash payment salaries and wages.....	36,756.00	36,756.00	37,397.34		
Deduct expenditures for personal services included in objects named below.....	36,756.00	36,756.00	37,397.34		
Supplies and materials:					
0200 Stationery and office supplies.....	500.00	500.00	401.98		
0280 Sundry supplies.....	10,500.00	10,500.00	10,084.05		
0290 Materials (not specifically allocated for use as supplies, equipment, or structures at time of purchase).....	1,244.00	1,244.00	1,560.49		
02 Total supplies and materials.....	12,244.00	12,244.00	12,086.52		
12 Alterations and repairs.....	1,000.00	1,000.00	446.81		
Total.....	50,000.00	50,000.00	49,930.67		
Farm [\$33,300] (acts Mar. 21, 1866, vol. 14, p. 10; Mar. 3, 1875, vol. 18, p. 360; Apr. 15, 1926, vol. 44, p. 293)				\$33,000.00	
	Estimated expenditures, 1928 appropriation	Estimated expenditures, 1927 appropriation	Expended and obligated, 1926		
Field service:					
Salaries and wages—	Average—	Average—	Average—		
Salary range, \$1,860 to \$2,400; average, \$2,100—	No. 1 Salary \$2,100	No. 1 Salary \$2,100	No. 1 Salary \$2,100		
Chief gardener.....	1 1,860	1 1,680	1 1,680		
Salary range, \$1,320 to \$1,680; average, \$1,500—	1 1,320	1 1,320	1 1,320		
Chief farmer.....	1 1,680	1 1,680	1 1,680		
Head dairyman.....	1 1,320	1 1,320	1 1,320		
Salary range, \$900 to \$1,140; average, \$1,020—	2 1,080	2 1,080	2 1,080		
Truck drivers.....	1 1,080	1 1,080	1 1,080		
Superintendent cemetery.....	10 962	10 962	10 $\frac{1}{4}$ 962		
Salary range, \$780 to \$1,020; average, \$900—	14 840	14 840	14 $\frac{1}{4}$ 840		
Laborers.....	30	30	30 $\frac{1}{4}$		
Total average number of employees.....	29,722.00	29,722.00	30,521.57		
Total, salaries and wages, field service.....	10,800.00	10,800.00	11,121.00		
Deduct allowances for subsistence, lodging, etc.....	18,922.00	18,922.00	19,400.57		
01 Total personal services, cash payment.....	200.00	200.00	152.50		
0150 Special and miscellaneous payments for personal services (commissions, retainers, etc.).....	150.00	150.00	149.00		
Supplies and materials:					
0200 Stationery and office supplies.....	25.00	25.00	4.30		
0210 Medical and hospital supplies.....	6,562.00	6,562.00	5,324.04		
0250 Forage and other supplies for animals.....	3,000.00	3,000.00	3,629.65		
0280 Sundry supplies.....	9,737.00	9,737.00	9,106.99		
02 Total supplies and materials.....	150.00	150.00	151.44		
07 Transportation of things (service).....			950.00		
12 Alterations and repairs.....					
Equipment:					
3000 Passenger carrying vehicles.....	3,200.00	3,500.00	3,207.06		
3050 Other equipment.....	791.00	791.00	616.13		
30 Total equipment.....	3,991.00	4,291.00	3,823.19		
Total.....	33,000.00	33,300.00	33,584.69		
In all, Mountain Branch.....				\$709,500.00	\$769,800.00

*Estimates of appropriations required for the service of the fiscal year ending June 30, 1928—Continued*

General object (title of appropriation), date of acts, references to Statutes at Large, or to Revised Statutes, and estimated amount required for each detailed object	Estimated expenditures, 1928 appropriation		Estimated expenditures, 1927 appropriation		Expended and obligated, 1926	Total amount to be appropriated under each head of appropriation	Amount appropriated for the fiscal year ending June 30, 1927
<i>National Sanitarium for Disabled Volunteer Soldiers, Hot Springs, S. Dak.—</i> Battle Mountain Sanitarium, Hot Springs, South Dakota: Current expenses [\$41,000] (acts Mar. 21, 1866, vol. 14, p. 10; Mar. 3, 1875, vol. 18, p. 360; Apr. 15, 1926, vol. 44, p. 293)-----						\$45,000.00	
<b>Field service:</b>							
Salaries and wages—	<i>Average—</i>		<i>Average—</i>		<i>Average—</i>		
Salary range, \$3,000 to \$3,600; average, \$3,300—	No.	Salary	No.	Salary	No.	Salary	
Governor and surgeon.....	1	\$4,320	1	\$4,320	1	\$4,020	
Treasurer and quartermaster.....	1	3,720	1	3,720	1	3,720	
Salary range, \$2,100 to \$2,700; average, \$2,400—							
Executive officer.....	1	3,120					
Salary range, \$1,680 to \$2,040; average, \$1,860—							
Clerk.....	1	2,280	1	2,280	1	2,280	
Clerks.....	2	2,160	2	2,160	2	2,160	
Chaplain.....	1	2,460	1	2,460	1	2,460	
Clerk.....	1	2,040	1	2,040	1	2,040	
Clerk.....	1	1,920	1	1,920			
Musician (bandmaster).....	1	2,040	1	2,040	1	2,040	
Salary range, \$1,140 to \$1,500; average, \$1,320—							
Clerks.....	1	1,800	1	1,800	2	1,800	
Clerk.....					1	1,680	
Clerks.....	2	1,560	2	1,560			
Salary range, \$900 to \$1,140; average, \$1,020—							
Clerks.....	2	1,440	2	1,440	4	1,440	
Quartermaster sergeant.....	1	1,320	1	1,320	1	1,320	
Chaplain.....	1	1,320	1	1,320	1	1,320	
Printer.....	1	1,320	1	1,320	1	1,320	
Salary range, \$780 to \$1,020; average, \$900—							
Musicians.....	2	1,200	2	1,200	2	1,200	
Salary range, \$600 to \$780; average, \$690—							
Musicians.....	2	1,140	2	1,140	2	1,140	
Musicians.....	5½	1,080	5½	1,080	5½	1,080	
Salary range, \$420 to \$600; average, \$510—							
Guard sergeant.....	1	840	1	840	1	840	
Clerk.....	1	840	1	840	1	840	
Messenger.....	1	840	1	840	1	840	
Salary range, \$240 to \$420; average, \$330—							
Bugler.....	1	744	1	744	1	744	
Guards, private.....	6	648	6	648	6	648	
Janitors.....	3	648	3	648	3	648	
Total average number of employees.....	40½		39½		39½		
Total salaries and wages, field service.....		57,696.00		54,576.00		53,838.10	
Deduct allowances for subsistence, lodging, etc.....		16,020.00		15,300.00		15,270.00	
01 Total personal services, cash payment.....		41,676.00		39,276.00		38,568.10	
The difference between 1928 and 1927 is due to increase in force, \$2,400.							
Supplies and materials:							
0200 Stationery and office supplies.....		1,500.00		750.00		439.38	
0220 Scientific and educational supplies.....		60.00		10.00		11.40	
0280 Sundry supplies.....		200.00		100.00		182.29	
02 Total supplies and materials.....		1,760.00		860.00		633.07	
Communication service:							
0500 Telegraph service.....		50.00		20.00		14.90	
0510 Telephone service.....		500.00		175.00		168.75	
05 Total communication service.....		550.00		195.00		183.65	
06 Travel expenses.....		400.00		250.00		236.32	
07 Transportation of things (service).....		20.00		10.00		26.67	
09 Advertising and publication of notices (service).....		150.00		41.00		131.24	
11 Rent (post-office box).....		4.00		4.00		4.00	
12 Repairs and alterations.....		20.00		20.00		18.77	
13 Special and miscellaneous current expenses.....		75.00		60.00		50.48	
Equipment:							
3010 Furniture, furnishings, and fixtures.....		50.00		50.00		24.00	
3050 Other equipment.....		295.00		134.00		22.86	
30 Total equipment.....		345.00		184.00		46.86	
Total.....		45,000.00		41,000.00		39,899.06	

*Estimates of appropriations required for the service of the fiscal year ending June 30, 1928—Continued*

General object (title of appropriation), date of acts, references to Statutes at Large, or to Revised Statutes, and estimated amount required for each detailed object				Total amount to be appropriated under each head of appropriation	Amount appropriated for the fiscal year ending June 30, 1927
<b>National Sanitarium for Disabled Volunteer Soldiers, Hot Springs, S. Dak.—Con.</b> Subsistence <b>[\$91,300]</b> (acts Mar. 21, 1866, vol. 14, p. 10; Mar. 3, 1875, vol. 18, p. 360; Apr. 15, 1926, vol. 44, p. 298)				\$115,000.00	
	Estimated expenditures, 1928 appropriation	Estimated expenditures, 1927 appropriation	Expended and obligated, 1926		
Field service:					
Salaries and wages—	Average—	Average—	Average—		
Salary range, \$1,020 to \$1,260; average, \$1,140—	No. Salary	No. Salary	No. Salary		
Baker.....	1 \$1,560	1 \$1,560	1 \$1,560		
Clerk.....	1 1,440	1 1,440	1 1,440		
Salary range, \$600 to \$780; average, \$690—					
Meat cutter.....	1 1,080	1 1,080	1 1,080		
Salary range, \$420 to \$600; average, \$510—					
Laborers.....	2 840	2 840	2 840		
Salary range, \$240 to \$420; average, \$330—					
Laborers.....	2 744				
Total average number of employees.....	7	5	5		
Total salaries and wages, field service.....	7,248.00	5,760.00	5,901.33		
Deduct allowances for subsistence, lodging, etc.....	2,820.00	1,800.00	1,800.00		
01 Total personal services, cash payment.....	4,728.00	3,960.00	4,101.33		
The difference between 1928 and 1927 is due to increase in force, \$768.					
Supplies and materials:					
0240 Wearing apparel.....	1,000.00	300.00	276.18		
0260 Provisions.....	106,522.00	84,900.00	88,646.65		
0280 Sundry supplies.....	1,000.00	1,000.00	824.68		
02 Total supplies and materials.....	108,522.00	86,200.00	89,747.41		
07 Transportation of things (service).....			1.06		
Equipment:					
3010 Furniture, furnishings, and fixtures.....	1,500.00	1,000.00	824.34		
3050 Other equipment.....	250.00	140.00	154.97		
30 Total equipment.....	1,750.00	1,140.00	979.31		
Total.....	115,000.00	91,300.00	94,829.13		
Includes \$144 for temporary labor.					
Household <b>[\$59,700]</b> (same acts)				70,000.00	
	Estimated expenditures, 1928 appropriation	Estimated expenditures, 1927 appropriation	Expended and obligated, 1926		
Field service:					
Salaries and wages—	Average—	Average—	Average—		
Salary range, \$1,320 to \$1,680; average, \$1,500—	No. Salary	No. Salary	No. Salary		
Engineer.....	1 \$1,740	1 \$1,740	1 \$1,740		
Salary range, \$900 to \$1,140; average, \$1,020—					
Firemen.....	3 1,380	3 1,380	3 1,380		
Laundry foreman.....	1 1,320	1 1,320	1 1,320		
Salary range, \$600 to \$780; average, \$690—					
Laborer.....	1 1,020	1 1,020	1 1,020		
Salary range, \$420 to \$600; average, \$510—					
Laborers.....	5 840	5 840	5 840		
Salary range, \$240 to \$420; average, \$330—					
Laborer.....	1 744				
Total average number of employees.....	12	11	11		
Total salaries and wages, field service.....	13,164.00	12,420.00	12,420.00		
Deduct allowance for subsistence, lodging, etc.....	4,320.00	3,960.00	3,960.00		
01 Total personal services, cash payment.....	8,844.00	8,460.00	8,460.00		
The difference between 1928 and 1927 is due to increase in force, \$384.					
Supplies and materials:					
0230 Fuel.....	40,656.00	38,500.00	35,183.72		
0280 Sundry supplies.....	5,000.00	5,000.00	4,657.85		
02 Total supplies and materials.....	45,656.00	43,500.00	39,841.57		
07 Transportation of things (service).....			34.04		
10 Furnishing of heat, light, power, water, and electricity.....	14,000.00	7,200.00	7,791.72		
12 Repairs and alterations.....			43.84		
Equipment:					
3010 Furniture, furnishings, and fixtures.....	1,000.00	400.00	1,514.56		
3050 Other equipment.....	500.00	140.00	204.68		
30 Total equipment.....	1,500.00	540.00	1,749.24		
Total.....	70,000.00	59,700.00	57,920.41		

## Estimates of appropriations required for the service of the fiscal year ending June 30, 1928—Continued

General object (title of appropriation), date of acts, references to Statutes at Large, or to Revised Statutes, and estimated amount required for each detailed object	Total amount to be appropriated under each head of appropriation			Amount appropriated for the fiscal year ending June 30, 1927
<i>National Sanitarium for Disabled Volunteer Soldiers, Hot Springs, S. Dak.—Con.</i> Hospital [\$85,000] (acts Mar. 21, 1866, vol. 14, p. 10; Mar. 3, 1875, vol. 18, p. 360; Apr. 15, 1926, vol. 44, p. 293)	\$110, 000. 00			
	Estimated expenditures, 1928 appropriation	Estimated expenditures, 1927 appropriation	Expended and obligated, 1926	
Field service:				
Salaries and wages—				
Salary range, \$2,400 to \$3,000; average, \$2,700—				
Assistant surgeons.....	Average— No. 2 Salary \$3,460	Average— No. 2 Salary \$3,460	Average— No. 1½ Salary \$3,460	
Assistant surgeons.....	2 2,860	2 2,860	1½ 2,860	
Assistant surgeons.....	3 3,120	1 3,120	1½ 3,120	
Salary range, \$1,140 to \$1,500; average, \$1,320—				
Clerk.....	1 1,800	1 1,800	1 1,800	
Clerk.....	1 1,560			
Cook.....	1 1,560	1 1,560	1 1,560	
Aid, occupational therapy.....	1 1,680	1 1,680	1 1,680	
Dietitian.....	1 1,560	1 1,560	1 1,560	
Druggist.....	1 1,860	1 1,860	1 1,560	
Chief nurse.....	1 1,560	1 1,560	1 1,560	
Assistant chief nurse.....	1 1,560			
Laboratory technician.....	1 1,560	1 1,560	1 1,560	
X-ray technician.....	1 1,560			
Salary range, \$900 to \$1,140; average, \$1,020—				
Aid, occupational therapy.....	1 1,488	1 1,488	1 1,488	
Clerk.....	1 1,440	1 1,440	1 1,440	
Dietitian.....	1 1,320			
Aid, physiotherapy.....	1 1,320	1 1,320	1 1,320	
Cooks.....	2 1,320	2 1,320	2 1,320	
Trained nurses.....	18 1,320	9 1,320	7½ 1,320	
Cook.....	1 1,260			
Salary range, \$600 to \$780; average, \$690—				
Clerk.....	1 1,140			
Aid, physiotherapy.....	1 1,140	1 1,140	1 1,140	
Hospital steward.....	1 1,080	1 1,080	1 1,080	
Cook.....	1 1,080	1 1,080	1 1,080	
Cooks.....	2 1,020	2 1,020	2 1,020	
Cooks.....	2 960			
Ward attendants.....	6 1,020	6 1,020	4½ 1,020	
Salary range, \$420 to \$600; average, \$510—				
Driver.....	1 936	1 936	1 936	
Head waiter.....	1 936	1 936	1 936	
Ward attendants.....	15 936	15 936	14½ 936	
Cook.....	1 840	1 840	1 840	
Dishwashers.....	5 840	3 840	3 840	
Laborers.....	7 840	7 840	6½ 840	
Ward attendants.....	15 840	17 840	12½ 840	
Waiters.....	19 840	15 840	14½ 840	
Janitors.....	3 840			
Salary range, \$240 to \$420; average, \$330—				
Laborers.....	2 732	2 732	2 732	
Laborers.....	2 696	2 696	2 696	
Laborers.....	2 648	5 648	2½ 648	
Reader to blind.....	1 648	1 648	1 648	
Salary range under \$240—				
Laborers.....			2 540	
Miscellaneous—				
Consultants at \$5 per visit: Surgical, eye, ear, nose, and throat; genito-urinary; number of visits.....	144	144	144	
Total average number of employees.....	130	107	97½	
Total salaries and wages, field service.....	\$149,288. 00	\$115,404. 00	\$108,072. 48	
Deduct allowances for subsistence, lodging, etc.....	50,640. 00	40,320. 00	36,600. 00	
01 Total personal services, cash payment.....	98,648	75,084	69,472. 48	
The difference between 1928 and 1927 is due to increase in force, \$34,380.				
Supplies and materials:				
0210 Medical and hospital supplies.....	5,816. 00	6,000. 00	5,547. 64	
0220 Scientific and educational supplies.....	500. 00	500. 00	140. 32	
0240 Wearing apparel and sewing supplies.....	836. 00	1,000. 00	1,477. 49	
0280 Sundry supplies.....	800. 00	400. 00	128. 03	
0290 Materials.....	200. 00	200. 00	55. 37	
02 Total supplies and materials.....	8,152. 00	7,900. 00	7,349. 85	
07 Transportation of things (service).....	300. 00	200. 00	14. 87	
22 Burial expenses.....	2,000. 00	1,200. 00	1,894. 70	
Equipment:				
3010 Furniture, furnishings, and fixtures.....	500. 00	300. 00	2,395. 66	
3020 Educational, scientific, and recreational equipment.....	200. 00	116. 00	693. 32	
3050 Other equipment.....	200. 00	200. 00	86. 20	
30 Total equipment.....	900. 00	616. 00	3,175. 18	
Total.....	110,000. 00	85,000. 00	81,907. 08	
Transportation (same acts).....				500. 00
06 Travel expenses: Expenditures—1928, \$600; 1927, \$400; 1926, \$231.82.				

*Estimates of appropriations required for the service of the fiscal year ending June 30, 1928—Continued*

General object (title of appropriation), date of acts, references to Statutes at Large, or to Revised Statutes, and estimated amount required for each detailed object.

Total amount to be appropriated under each head of appropriation

Amount appropriated for the fiscal year ending June 30, 1927

*National Sanitarium for Disabled Volunteer Soldiers, Hot Springs, S. Dak.—Con.*  
Repairs **[\$22,000]** (acts Mar. 21, 1866, vol. 14, p. 10; Mar. 3, 1875, vol. 18, p. 360; Apr. 15, 1926, vol. 44, p. 293)

\$24,000.00

	Estimated expenditures, 1928 appropriation	Estimated expenditures, 1927 appropriation	Expended and obligated, 1926
<b>Field service:</b>			
Salaries and wages—	<i>Average—</i>	<i>Average—</i>	<i>Average—</i>
Salary range, \$1,860 to \$2,400; average, \$2,100—	<i>No. Salary</i>	<i>No. Salary</i>	<i>No. Salary</i>
Chief engineer	1 \$2,460	1 \$2,460	1 \$2,460
Salary range, \$1,320 to \$1,680; average, \$1,500—			
Carpenter	1 1,740	1 1,740	1 1,740
Electrician	1 1,740	1 1,740	1 1,740
Painter	1 1,740	1 1,740	1 1,740
Steamfitter	1 1,740	1 1,740	1 1,740
Salary range, \$780 to \$1,020; average, \$900—			
Plumbers	2 1,260	1 1,260	1 1,260
Machinist	1 1,140	1 1,140	1 1,140
Salary range, \$420 to \$600; average, \$510—			
Painter	1 936	1 936	1 936
Carpenter	1 936	1 936	1 936
Laborers	2 840	2 840	2 840
Total average number of employees	12	11	11
Total salaries and wages, field service	16,632.00	15,372.00	16,254.50
Deduct allowances for subsistence, lodging, etc.	4,320.00	3,960.00	3,960.00
Cash payment, salaries and wages	12,312.00	11,412.00	12,294.50
The difference between 1928 and 1927 is due to increase in force, \$900.			
01 Total personal services	12,312.00	11,412.00	12,294.50
Deduct expenditures for personal services included in objects named below	12,312.00	11,412.00	12,294.50
Supplies and materials:			
0280 Sundry supplies	600.00	500.00	2,143.61
0290 Materials (not specifically allocated for use as supplies, equipment or structures at time of purchase)	10,500.00	9,500.00	2,683.43
02 Total supplies and materials	11,100.00	10,000.00	4,827.04
12 Repairs and alterations	12,312.00	11,412.00	12,294.50
Equipment:			
3010 Furniture, furnishings and fixtures	50.00	50.00	44.20
3020 Educational, scientific and recreational equipment	10.00	10.00	2.48
3050 Other equipment	528.00	528.00	1,715.44
30 Total equipment	588.00	588.00	1,762.12
Total	24,000.00	22,000.00	18,883.66

Includes \$890.50 for temporary skilled and unskilled labor.

Farm (same acts)

6,000.00

	Estimated expenditures, 1928 appropriation	Estimated expenditures, 1927 appropriation	Expended and obligated, 1926
<b>Field service:</b>			
Salaries and wages—	<i>Average—</i>	<i>Average—</i>	<i>Average—</i>
Salary range, \$1,500 to \$1,860; average, \$1,680—	<i>No. Salary</i>	<i>No. Salary</i>	<i>No. Salary</i>
Chief gardener	1 \$2,040	1 \$2,040	1 \$2,040
Salary range, \$420 to \$600; average, \$510—			
Laborer	1 936	1 936	1 936
Laborer	1 840	1 840	1 840
Salary range, \$240 to \$420; average, \$330—			
Laborers	2 696	2 696	1 1/2 696
Laborer	1 648	1 648	1 648
Total average number of employees	6	6	5 1/2
Total salaries and wages, field service	5,856.00	5,856.00	5,731.32
Deduct allowances for subsistence, lodging, etc.	2,160.00	2,160.00	2,100.00
01 Total personal services, cash payment	3,696.00	3,696.00	3,631.32

*Estimates of appropriations required for the service of the fiscal year ending June 30, 1928—Continued*

General object (title of appropriation), date of acts, references to Statutes at Large, or to Revised Statutes, and estimated amount required for each detailed object				Total amount to be appropriated under each head of appropriation	Amount appropriated for the fiscal year ending June 30, 1927
<i>National Sanitarium for Disabled Volunteer Soldiers, Hot Springs, S. Dak.—Con.</i>					
	Estimated expenditures, 1928 appropriation	Estimated expenditures, 1927 appropriation	Expended and obligated, 1926		
Supplies and materials:					
0230 Fuel (gasoline).....	\$1,000.00	\$1,000.00	\$754.22		
0250 Forage and other supplies for animals.....	600.00	600.00	304.10		
0280 Sundry supplies.....	300.00	300.00	146.98		
02 Total supplies and materials.....	1,900.00	1,900.00	1,205.30		
12 Repairs and alterations.....	100.00	100.00	51.60		
30 Other equipment.....	304.00	304.00	50.26		
Total.....	6,000.00	6,000.00	4,938.48		
In all, Battle Mountain Sanitarium.....				\$370,500.00	\$305,500.00
<i>National Home for Disabled Volunteer Soldiers, Clothing—</i>					
For clothing for all branches; labor, materials, machines, tools, and appliances employed and for use in the tailor shops and shoe shops, or other home shops in which any kind of clothing is made or repaired ( <i>acts Mar. 21, 1866, vol. 14, p. 10; Mar. 3, 1875, vol. 18, p. 360; Apr. 15, 1926, vol. 44, p. 293</i> ).....				180,000.00	180,000.00
	Estimated expenditures, 1928 appropriation	Estimated expenditures, 1927 appropriation	Expended and obligated, 1926		
Field service:					
Salaries and wages--					
Salary range, \$2,100 to \$2,700; average, \$2,400--	Average—	Average—	Average—		
Superintendent.....	No. Salary	No. Salary	No. Salary		
Salary range, \$1,320 to \$1,680; average, \$1,500--	1 \$2,400	1 \$2,400	1 \$2,400		
Tailor.....	1 1,620	1 1,620	1 1,6		
Salary range, \$780 to \$1,020; average, \$900--					
Shoemaker.....	1 1,020	1 1,020	1 1,020		
Shoemaker.....	1 900	1 900	1 900		
Clerk and shoemakers.....	5 780	5 780	5 780		
Salary range, \$600 to \$780; average, \$690--					
Clerk and shoemakers.....	2 720	2 720	2 720		
Laborer and shoemaker.....	1 660	1 660	1 660		
Salary range, \$420 to \$600; average, \$510--					
Tailors.....	3 600	3 600	3 600		
Tailors.....	2 576	2 576	2 576		
Packers and tailors.....	2 540	2 540	2 540		
Tailors, laborers and seamstresses.....	16 480	16 480	16 480		
Shoemakers and assistant packers.....	2 444	2 444	2 444		
Salary range, \$240 to \$420; average, \$330--					
Tailors and laborers.....	6 384	6 384	6 384		
Laborers.....	2 288	2 288	2 288		
Pieceworkers, approximately 75 employees, with monthly pay roll ranging from \$1,750 to \$2,250; average, \$2,000.....	75 2,000	75 2,000	75 2,000		
Total average number of employees.....	120	120	120		
01 Total salaries and wages, field service.....	51,530.00	51,530.00	51,530.00		
Supplies and materials:					
0240 Wearing apparel and sewing supplies.....	128,277.00	128,277.00	125,942.32		
0280 Sundry supplies.....	150.00	150.00	147.25		
02 Total supplies and materials.....	128,427.00	128,427.00	126,089.57		
05 Telephone service.....	18.00	18.00	18.00		
30 Equipment.....	25.00	25.00	37.45		
Total.....	180,000.00	180,000.00	177,675.02		
<i>National Home for Disabled Volunteer Soldiers, Salaries and Incidental Expenses—</i>					
Board of managers: President, \$4,000; secretary, \$500; general treasurer, who shall not be a member of the board of managers, \$5,000; chief surgeon, \$4,500; assistant general treasurer, \$3,500; inspector general, \$3,500; clerical services for the offices of the president, general treasurer, chief surgeon, and inspector general, \$18,500; clerical services for managers, \$2,700; traveling expenses of the board of managers, their officers and employees, including officers of branch homes when detailed on inspection work, \$13,000; outside relief, \$100; legal services, medical examinations, stationery, telegrams, and other incidental expenses, \$1,700 ( <i>same acts</i> ).....				57,000.00	59,000.00



*Estimates of appropriations required for the service of the fiscal year ending June 30, 1928—Continued*

General object (title of appropriation), date of acts, references to Statutes at Large, or to Revised Statutes, and estimated amount required for each detailed object				Total amount to be appropriated under each head of appropriation	Amount appropriated for the fiscal year ending June 30, 1927
<i>National Home for Disabled Volunteer Soldiers, Salaries and Incidental Expenses—Continued.</i>					
	Estimated expenditures, 1928 appropriation	Estimated expenditures, 1927 appropriation	Expended and obligated, 1926		
<b>Field service:</b>					
<b>Salaries and wages—</b>	<i>Average—</i>	<i>Average—</i>	<i>Average—</i>		
Salary range, \$3,300 to \$5,000; average, \$4,400—	No. Salary	No. Salary	No. Salary		
General treasurer.....	1 \$5,000	1 \$5,000	1 \$5,000		
Chief surgeon.....	1 4,500	1 4,500	1 4,500		
President, board of managers.....	1 4,000	1 4,000	1 4,500		
Salary range, \$3,300 to \$3,900; average, \$3,600—					
Inspector general.....	1 3,500	1 3,500	1 3,500		
Assistant general treasurer.....	1 3,500	1 3,500	1 3,500		
Salary range, \$2,400 to \$3,000; average, \$2,700—					
Auditor.....	1 2,620	1 2,620	1 2,620		
Salary range, \$2,100 to \$2,700; average, \$2,400—					
Chief clerk.....	1 2,280	1 2,280	1 2,280		
Salary range, \$1,800 to \$2,400; average, \$2,100—					
Clerk.....	1 2,040	1 2,040	1 2,040		
Do.....	2 1,980	2 1,980	2 1,980		
Salary range, \$1,500 to \$1,800; average, \$1,650—					
Clerk.....	1 1,740	1 1,740	1 1,740		
Clerks.....	2 1,560	2 1,560	2 1,560		
Salary range, \$1,320 to \$1,680; average, \$1,500—					
Clerk.....	1 1,320	1 1,320	1 1,320		
Salary range, \$780 to \$1,020; average, \$900—					
Clerk.....	1 960	1 960	1 960		
Clerks.....	1 720	1 720	1 720		
Salary range, \$420 to \$600; average, \$510—					
Clerk.....	1 500	1 500	1 500		
Clerks.....	6 450	6 450	6 450		
Total number of employees.....	23	23	23		
01 Total salaries and wages, field service.....	42,500	42,500	42,424		
Supplies and materials:					
0200 Stationery and office supplies.....	400.00	400.00	390.22		
0220 Scientific and educational supplies.....	50.00	50.00	38.00		
02 Total supplies and materials.....	450.00	450.00	428.22		
Communication service:					
0500 Telegraph service.....	120.00	120.00	120.00		
0510 Telephone service.....	210.00	210.00	210.00		
05 Total communication service.....	330.00	330.00	330.00		
Travel expenses:					
0615 Transportation.....	11,500.00	13,000.00	12,081.24		
0616 Subsistence.....	1,500.00	2,000.00	1,486.96		
06 Total travel expenses.....	13,000.00	15,000.00	13,568.20		
08 Printing and binding.....	300.00	300.00	304.82		
09 Advertising and publication of notices (services).....	200.00	200.00	93.40		
30 Furniture, furnishings, and fixtures.....	220.00	220.00	55.69		
Total.....	57,000.00	59,000.00	57,204.33		
Total, National Home for Disabled Volunteer Soldiers.....				\$7,749,532.00	\$7,685,100.00
<i>State and Territorial Homes for Disabled Soldiers and Sailors—</i>					
State and Territorial homes for disabled soldiers and sailors: For continuing aid to State or Territorial homes for the support of disabled volunteer soldiers, in conformity with the act approved August 27, 1888, as amended, including all classes of soldiers admissible to the National Home for Disabled Volunteer Soldiers, \$570,000: <i>Provided</i> , That for any sum or sums collected in any manner from inmates of such State or Territorial homes to be used for the support of said homes a like amount shall be deducted from the aid herein provided for, but this proviso shall not apply to any State or Territorial home into which the wives or widows of soldiers are admitted and maintained.....				570,000.00	570,000.00
2200 Aid paid to 28 State homes for disabled soldiers and sailors: Expenditures—1928, \$570,000; 1927, \$570,000; 1926, \$611,230.35.					
Total under National Homes.....				8,319,532.00	8,255,100.00
Total, War Department, exclusive of Panama Canal.....				359,122,142.00	346,689,727.16

*Estimates of appropriations required for the service of the fiscal year ending June 30, 1928—Continued*

General object (title of appropriation); date of acts, references to Statutes at Large, or to Revised Statutes, and estimated amount required for each detailed object

Total amount to be appropriated under each head of appropriation

Amount appropriated for the fiscal year ending June 30, 1927

## THE PANAMA CANAL

The limitations on the expenditure of appropriations hereinbefore made in this act shall not apply to the appropriations for the Panama Canal.

For every expenditure requisite for and incident to the maintenance and operation, sanitation, and civil government of the Panama Canal and Canal Zone, including the following: Compensation of all officials and employees, foreign and domestic newspapers and periodicals; law books not exceeding \$500; textbooks and books of reference; printing and binding, including printing of annual report; rent and personal services in the District of Columbia; purchase or exchange of typewriting, adding, and other machines; purchase or exchange, maintenance, repair, and operation of motor-propelled and horse-drawn passenger-carrying vehicles; claims for damages to vessels passing through the locks of the Panama Canal, as authorized by the Panama Canal act; claims for losses of or damages to property arising from the conduct of authorized business operations; claims for damages to property arising from the maintenance and operation, sanitation, and civil government of the Panama Canal; acquisition of land and land under water, as authorized in the Panama Canal act; expenses incurred in assembling, assorting, storing, repairing, and selling material, machinery, and equipment heretofore or hereafter purchased or acquired for the construction of the Panama Canal which are unserviceable or no longer needed, to be reimbursed from the proceeds of such sales; expenses incident to conducting hearings and examining estimates for appropriations on the Isthmus; expenses incident to any emergency arising because of calamity by flood, fire, pestilence, or like character not foreseen or otherwise provided for herein; *traveling expenses* [per diem allowance in lieu of subsistence], when prescribed by the Governor of the Panama Canal to persons engaged in field work or traveling on official business; [pursuant to section 13 of the sundry civil appropriation act approved August 1, 1914;] and for such other expenses not in the United States as the Governor of the Panama Canal may deem necessary best to promote the maintenance and operation, sanitation, and civil government of the Panama Canal, all to be expended under the direction of the Governor of the Panama Canal and accounted for as follows (acts June 26, 1902, vol. 32, p. 481, sec. 1; Aug. 5, 1909, vol. 36, p. 117, sec. 39; Aug. 24, 1912, vol. 37, p. 560, secs. 1-14; Apr. 15, 1926, vol. 44, pp. 295-296):

*Maintenance and Operation, Panama Canal—*

For maintenance and operation of the Panama Canal: Salary of the governor \$10,000; purchase, inspection, delivery, handling, and storing of materials, supplies, and equipment for issue to all departments of the Panama Canal, the Panama Railroad, other branches of the United States Government, and for authorized sales, payment in lump sums of not exceeding the amounts authorized by the injury compensation act approved September 7, 1916, to alien cripples who are now a charge upon the Panama Canal by reason of injuries sustained while employed in the construction of the Panama Canal; in all, [\$5,986,094] \$5,880,000, together with all moneys arising from the conduct of business operations authorized by the Panama Canal act (acts Aug. 24, 1912, vol. 37, p. 560, secs. 1-14; Apr. 15, 1926, vol. 44, p. 296)

\$5, 830, 000. 00

\$5. 986, 094. 00

	Estimated expenditures, 1928 appropriation	Estimated expenditures, 1927 appropriation	Expended and obligated, 1926
<b>EXECUTIVE OFFICE</b>			
Field service:			
Salaries and wages—			
Salary range, \$7,500 and over—			
Governor	Average— No. 1 Salary \$12,000	Average— No. 1 Salary \$12,000	Average— No. 1 Salary \$12,000
Deduct allowance for quarters, light, etc.	2,000	2,000	2,000
Cash payment	10,000	10,000	10,000
Engineer of maintenance	1 8,700	1 8,700	1 7,900
Salary range, \$6,000 to \$7,500; average, \$6,750—			
Assistant engineer of maintenance	1 6,600	1 6,600	1 6,200
Executive secretary	1 7,200	1 7,200	1 6,400
Salary range, \$3,800 to \$5,000; average, \$4,400—			
Chief clerk	1 4,600	1 4,600	1 4,600
Chief of bureau	1 4,600	1 4,600	1 4,400
Secretary to the governor	1 3,800	1 3,800	1 3,800
Salary range, \$3,300 to \$3,900; average, \$3,600—			
Chiefs of bureau	4 3,400	4 3,400	4 3,475
Surveying officer	1 3,600	1 3,600	1 3,600
Editor and statistician	1 3,500	1 3,500	1 3,500
Member of wage board	1 3,480	1 3,480	1 3,480

## Estimates of appropriations required for the service of the fiscal year ending June 30, 1928—Continued

General object (title of appropriation), date of acts, references to Statutes at Large, or to Revised Statutes, and estimated amount required for each detailed object	Total amount to be appropriated under each head of appropriation		Amount appropriated for the fiscal year ending June 30, 1927
Maintenance and Operation, Panama Canal—Continued.			
	Estimated expenditures, 1928 appropriation	Estimated expenditures, 1927 appropriation	Expended and obligated, 1926
EXECUTIVE OFFICE—continued			
Field service—Continued.			
Salaries and wages—Continued.			
Salary range, \$3,000 to \$3,600; average, \$3,300—	Average—	Average—	Average—
Office assistants.....	No. 4 Salary \$3,275	No. 4 Salary \$3,275	No. 4 Salary \$3,275
Surveying officer, assistant.....	1 3,200	1 3,200	1 3,200
Statistician.....	1 3,200	1 3,200	1 3,200
Roll keeper, supervisor.....	1 3,200	1 3,200	1 3,200
Inspector, complaints.....	1 3,200	1 3,200	1 3,200
Chiefs of section.....	2 3,200	2 3,200	2 3,200
Assistant chiefs customs inspectors and deputy shipping commissioners.....	2 3,200	2 3,200	2 3,200
Clerks.....	3 3,200	3 3,200	2 3,200
Member of wage board.....	1 3,192	1 3,192	1 3,192
Salary range, \$2,700 to \$3,300; average, \$3,000—			
Statistician.....	1 2,900	1 2,900	1 2,900
Photographer.....	1 3,000	1 3,000	1 3,000
Relief rollkeeper.....	1 2,900	1 2,900	1 3,000
Clerks.....	1 3,000	1 3,000	10 2,930
Special deputy shipping commissioner.....	1 3,000	1 3,000	1 3,000
Salary range, \$2,400 to \$3,000; average, \$2,700—			
Inspector, labor.....	1 2,800	1 2,800	1 2,800
Librarian.....	1 2,600	1 2,600	1 2,600
Clerks.....	24 2,713	24 2,713	14 2,671
Deputy shipping commissioners.....	2 2,700	2 2,700	2 2,650
Boarding officers.....	5 2,700	5 2,700	4 2,675
Salary range, \$2,100 to \$2,700; average, \$2,400—			
Translator.....	1 2,400	1 2,400	1 2,500
Clerks.....	17 2,306	17 2,306	14½ 2,358
Boarding officer.....			1 2,400
Deputy shipping commissioners.....	2 2,500	2 2,500	2 2,500
Salary range, \$1,800 to \$2,400; average, \$2,100—			
Clerks.....	16 2,100	16 2,100	19 2,094
Photographer assistant.....	1½ 2,100	1½ 2,100	1½ 2,100
Cataloguer.....	1 1,980	1 1,980	1 1,980
Librarian assistant.....	1 2,100	1 2,100	1 2,040
Salary range, \$1,680 to \$2,040; average, \$1,860—			
Clerks.....	3 1,800	3 1,800	2 1,858
Salary range, \$1,500 to \$1,800; average, \$1,680—			
Clerks.....	1 1,620	1 1,620	2 1,680
Salary range, \$1,320 to \$1,680; average, \$1,500—			
Librarian assistants.....	2 1,500	2 1,500	2 1,500
Salary range, \$1,140 to \$1,500; average, \$1,320—			
Clerk.....	1 1,320	1 1,320	
Salary range, \$1,020 to \$1,260; average, \$1,140—			
Clerks.....	1 1,140	1 1,140	2 1,200
Salary range, \$780 to \$1,020; average, \$900—			
Clerk.....			1½ 960
Alien employees: Office helpers, foremen, messengers, photographers' helper, etc.....	35 743	35 743	35 714
Differential reduction.....	345,601 21,003	345,601 21,003	338,495 20,853
Total average number of employees.....	148½	148½	146½
Total salaries and wages.....	324,508	324,508	317,642
Differential reduction includes Army pay as follows:			
Governor.....	6,000	6,000	6,000
Engineer of maintenance.....	6,000	6,000	6,000
Assistant engineer of maintenance.....	4,050	4,050	3,900
	16,050	16,050	15,900
Actual differential.....	4,953	4,953	4,953
CLUBS AND PLAYGROUNDS			
Field service:			
Salaries and wages—			
Salary range, \$3,800 to \$5,000; average, \$4,400—			
General secretary.....	1 3,900	1 3,900	1 3,900
Salary range, \$3,000 to \$3,600; average, \$3,300—			
Business secretary.....	1 3,300	1 3,300	1 3,300
Clubhouse secretaries.....	3 3,300	3 3,300	3 3,266
Salary range, \$2,400 to \$3,000; average, \$2,700—			
Clubhouse secretaries.....	2 2,700	2 2,700	2 2,700
Assistant clubhouse secretaries.....	4 2,700	4 2,700	1 2,700
Physical director.....	1 2,700	1 2,700	1 2,700
Swimming instructor.....	1 2,700	1 2,700	1 2,700
Salary range, \$2,100 to \$2,700; average, \$2,400—			
Physical directors and assistant secretaries.....	2 2,400	2 2,400	1½ 2,400
Salary range, \$1,860 to \$2,400; average, \$2,100—			
Clubhouse secretaries.....	1 2,040	1 2,040	2 2,070
Clerk.....	1 1,980	1 1,980	1 1,980
Salary range, \$1,680 to \$2,040; average, \$1,860—			
Carpenter, foreman.....	1 1,944	1 1,944	1 1,944
Clubhouse secretary.....	1 1,860	1 1,860	1 1,860
Playground directresses.....	2 1,860	2 1,860	2 1,830
Moving-picture operator.....	1 1,800	1 1,800	1 1,800

## Estimates of appropriations required for the service of the fiscal year ending June 30, 1928—Continued

General object (title of appropriation), date of acts, references to Statutes at Large, or to Revised Statutes, and estimated amount required for each detailed object	Estimated expenditures, 1928 appropriation		Estimated expenditures, 1927 appropriation		Expended and obligated, 1926		Total amount to be appropriated under each head of appropriation	Amount appropriated for the fiscal year ending June 30, 1927
Maintenance and Operation, Panama Canal—Continued.								
CLUBS AND PLAYGROUNDS—continued								
Field service—Continued.								
Salaries and wages—Continued.								
Salary range, \$1,500 to \$1,800; average, \$1,680—								
Clerk	No.	Salary	No.	Salary	No.	Salary		
Clubhouse secretaries	1	\$1,740	1	\$1,740	1	\$1,740		
Moving-picture operator	3	1,620	3	1,620	1	1,620		
Salary range, \$1,320 to \$1,680; average, \$1,500—								
Cashiers	2	1,440	2	1,440	2	1,440		
Salary range, \$1,140 to \$1,500; average, \$1,320—								
Clerk	1	1,320	1	1,320	1	1,260		
Salary range, \$1,020 to \$1,260; average, \$1,140—								
Assistant playground directresses	3	1,200	3	1,200	2	1,171		
Cashiers	2	1,200	2	1,200	2	1,200		
Salary range, \$900 to \$1,140; average, \$1,020—								
Cashiers	2	1,080	2	1,080	2	1,080		
Head saleswoman	1	1,080	1	1,080	1	1,080		
Salary range, \$750 to \$960; average, \$900—								
Assistant playground directress					1	960		
Clerks	2	900	2	900	2	900		
Head saleswomen	2	840	2	840	2	840		
Alien employees: Waiters, cooks, laborers, artisans, janitors, attendants, office helpers, messengers, salesmen, stewards, watchmen, laundry, helpers, boatmen, boys	128	591	128	591	130	594		
Differential reduction		156,012		156,012		148,644		
		364		364		364		
Total average number of employees	169		169		167½			
Total salaries and wages		155,648		155,648		148,280		
ACCOUNTING OFFICE								
Field service:								
Salaries and wages—								
Salary range, \$7,500 and over—								
Auditor	1	8,200	1	8,200	½	8,200		
Salary range, \$6,000 to \$7,500; average, \$6,750—								
Auditor					½	7,000		
Assistant auditor	1	6,000	1	6,000	½	6,000		
Salary range, \$5,200 to \$6,000; average, \$5,600—								
Assistant auditor					½	5,400		
Salary range, \$3,800 to \$5,000; average, \$4,400—								
Chief accountant	1	4,200	1	4,200	1	4,200		
Chief examiner	1	3,900	1	3,900	½	3,900		
Claim officer	1	3,900	1	3,900	½	3,900		
Railroad accountant	1	3,900	1	3,900	½	3,900		
Salary range, \$3,300 to \$3,900; average, \$3,600—								
Chief examiner					½	3,700		
Claim officer					½	3,700		
Railroad accountant					½	3,700		
Assistant chief accountant	1	3,600	1	3,600	1	3,600		
Salary range, \$3,000 to \$3,600; average, \$3,300—								
Commissary accountant	1	3,300	1	3,300	1	3,300		
Chief traveling inspector	1	3,300	1	3,300	1	3,300		
Chiefs of section	4	3,224	4	3,224	4	3,224		
Assistant railroad accountant	1	3,200	1	3,200	1	3,200		
Chief property inspector	1	3,200	1	3,200	1	3,200		
Chief time inspector	1	3,200	1	3,200	1	3,200		
Office assistant	1	3,200	1	3,200	1	3,200		
Accountant	1	3,200	1	3,200	1	3,200		
Salary range, \$2,700 to \$3,300; average, \$3,000—								
Chief of section	1	3,100	1	3,100	1	3,100		
Traveling inspectors	3	2,900	3	2,900	2½	2,870		
Accountants	11	2,854	11	2,854	11	2,841		
Senior time inspector	1	2,900	1	2,900	1	2,900		
Clerks	4	2,825	4	2,825	4	2,825		
Salary range, \$2,400 to \$3,000; average, \$2,700—								
Traveling inspector					½	2,700		
Time inspector	1	2,700	1	2,700	1	2,700		
Accountants	12	2,642	12	2,642	12	2,642		
Clerks	9	2,644	9	2,644	9	2,644		
Salary range, \$2,100 to \$2,700; average, \$2,400—								
Time inspector	1	2,500	1	2,500	1	2,500		
Accountants	4	2,475	4	2,475	4	2,475		
Clerks	25	2,364	25	2,364	25	2,364		
Salary range, \$1,960 to \$2,400; average, \$2,100—								
Clerks	16	2,055	16	2,055	16	2,055		
Operatives	3	2,060	3	2,060	3	2,060		
Accountants	2	2,040	2	2,040	1	2,040		
Time inspectors	3	2,040	3	2,040	3	2,040		
Salary range, \$1,680 to \$2,040; average, \$1,860—								
Clerks	10	1,884	10	1,884	10	1,884		
Operatives	2	1,800	2	1,800	2	1,800		
Salary range, \$1,500 to \$1,960; average, \$1,680—								
Clerks	13	1,625	13	1,625	13	1,625		
Operatives	5	1,656	5	1,656	5	1,656		
Salary range, \$1,320 to \$1,680; average, \$1,500—								
Head operative	1	1,440	1	1,440	1	1,440		
Operative	1	1,380	1	1,380	1	1,380		
Clerk	1	1,380	1	1,380	1	1,380		
Coupon-book inspectors	3	1,380	3	1,380	3	1,380		

*Estimates of appropriations required for the service of the fiscal year ending June 30, 1928—Continued*

General object (title of appropriation), date of acts, references to Statutes at Large, or to Revised Statutes, and estimated amount required for each detailed object	Total amount to be appropriated under each head of appropriation		Amount appropriated for the fiscal year ending June 30, 1927
<b>Maintenance and Operation, Panama Canal—Continued.</b>			
	Estimated expenditures, 1928 appropriation	Estimated expenditures, 1927 appropriation	Expended and obligated, 1926
<b>ACCOUNTING OFFICE—continued</b>			
Field service—Continued.			
Salaries and wages—Continued.			
Salary range, \$1,140 to \$1,500; average, \$1,320—	Average—	Average—	Average—
Clerks	No. Salary	No. Salary	No. Salary
Operatives	3 \$1,240	3 \$1,240	3 \$1,240
Coupon-book inspector	10 1,314	10 1,314	9 1,320
Salary range, \$900 to \$1,140; average, \$1,020—	1 1,260	1 1,260	1 1,260
Operatives	8 1,073	8 1,073	8 1,073
Clerks	3 1,000	3 1,000	2 1,000
Alien employees: Office helpers, messengers, etc.	5 780	5 780	5 718
	399,340	399,340	392,830
Differential reduction	4,931	4,931	4,931
Total average number of employees	180	180	177
Total salaries and wages	394,409	394,409	387,899
<b>PAYMASTER</b>			
Field service:			
Salaries and wages—			
Salary range, \$6,000 to \$7,500; average, \$6,750—			
Paymaster	1 6,000	1 6,000	1 5,333
Salary range, \$3,800 to \$5,000; average, \$4,400—			
Assistant paymaster	1 3,900	1 3,900	1 3,900
Salary range, \$3,000 to \$3,600; average, \$3,300—			
Paying tellers	2 3,300	2 3,300	2 3,300
Accountant	1 3,200	1 3,200	1 3,150
Salary range, \$2,700 to \$3,300; average, \$3,000—			
Pay clerks	4 3,000	4 3,000	4 3,000
Salary range, \$2,400 to \$3,000; average, \$2,700—			
Bookkeeper	1 2,800	1 2,800	1 2,800
Salary range, \$2,100 to \$2,700; average, \$2,400—			
Clerk	1 2,300	1 2,300	1 2,300
Alien employees: Money counters	3 1,030	3 1,030	3 1,030
	39,890	39,890	39,173
Differential reduction	616	616	616
Total average number of employees	14	14	14
Total salaries and wages	39,274	39,274	38,557
<b>COLLECTOR</b>			
Field service:			
Salaries and wages—			
Salary range, \$6,000 to \$7,500; average, \$6,750—			
Collector	1 6,000	1 6,000	1 5,333
Salary range, \$3,800 to \$5,000; average, \$4,400—			
Deputy collector (assistant)	1 3,900	1 3,900	1 3,900
Salary range, \$3,000 to \$3,600; average, \$3,300—			
Deputy collectors	2 3,300	2 3,300	2 3,300
Salary range, \$2,700 to \$3,300; average, \$3,000—			
Deputy collector	1 2,900	1 2,900	1 2,900
Salary range, \$2,400 to \$3,000; average, \$2,700—			
Deputy collectors	8 2,675	8 2,675	7½ 2,644
Salary range, \$2,100 to \$2,700; average, \$2,400—			
Clerk	1 2,300	1 2,300	1 2,275
Salary range, \$1,680 to \$2,040; average, \$1,860—			
Clerks	2 1,800	2 1,800	1 1,785
Salary range, \$1,140 to \$1,500; average, \$1,320—			
Clerk	1 1,320	1 1,320	1 1,320
	48,020	48,020	45,045
Differential reduction	81	81	81
Total average number of employees	17	17	15½
Total salaries and wages	47,939	47,939	44,964
<b>OFFICE ENGINEER</b>			
Field service:			
Salaries and wages—			
Salary range, \$3,800 to \$5,000; average, \$4,400—			
Office engineer	1 4,800	1 4,800	1 4,800
Assistant office engineer	1 4,200	1 4,200	1 4,200
Architect	1 4,200	1 4,200	1 4,200
Salary range, \$3,300 to \$3,900; average, \$3,600—			
Draftsmen	3 3,566	3 3,533	2 3,650
Engineer designer	1 3,500	1 3,500	1 3,500
Salary range, \$3,000 to \$3,600; average, \$3,300—			
Draftsman	1 3,300	1 3,200	1 3,300
Engineer, junior	1 3,300	1 3,300	1 3,200
Salary range, \$2,700 to \$3,300; average, \$3,000—			
Draftsmen	6 3,017	6 3,017	6½ 3,027
Salary range, \$2,400 to \$3,000; average, \$2,700—			
Clerk	1 2,700	1 2,700	1 2,700
Draftsmen	1 2,700	3½ 2,612	2½ 2,656
Salary range, \$1,320 to \$1,680; average, \$1,500—			
Tracer	1 1,500	1 1,500	1 1,500
Alien employees: Blue printers and office helpers	2 840	2 840	2 840
	60,680	66,705	57,705
Differential reduction	408	408	408
Total average number of employees	20	22½	19½
Total salaries and wages	60,272	66,297	57,297
The difference between 1928 and 1927 is due to decrease in force, \$6,025.			

## Estimates of appropriations required for the service of the fiscal year ending June 30, 1928—Continued

General object (title of appropriation), date of acts, references to Statutes at Large, or to Revised Statutes, and estimated amount required for each detailed object	Estimated expenditures, 1928 appropriation		Estimated expenditures, 1927 appropriation		Expended and obligated, 1926		Total amount to be appropriated under each head of appropriation	Amount appropriated for the fiscal year ending June 30, 1927
Maintenance and Operation, Panama Canal—Continued.								
METEOROLOGY AND HYDROGRAPHY								
Field service:								
Salaries and wages—	Average—		Average—		Average—			
Salary range, \$3,800 to \$5,000; average, \$4,400—	No.	Salary	No.	Salary	No.	Salary		
Chief hydrographer.....	1	\$4,400	1	\$4,400	1	\$4,267		
Salary range, \$3,300 to \$3,900; average, \$3,600—								
Assistant chief hydrographer.....	1	3,500	1	3,500	1	3,500		
Salary range, \$2,700 to \$3,300; average, \$3,000—								
Meteorologist.....	1	3,000	1	3,000	1	3,000		
Salary range, \$2,400 to \$3,000; average, \$2,700—								
Meteorologists.....	2	2,700	2	2,700	2	2,700		
Hydrographer.....	1	2,800	1	2,800	1	2,600		
Salary range, \$2,100 to \$2,700; average, \$2,400—								
Hydrographer.....	1	2,400	1	2,400	1	2,400		
Salary range, \$1,860 to \$2,400; average, \$2,100—								
Observer.....	1	2,200	1	2,200	1	2,100		
Alien employees: Foremen, helpers, observers, boatmen, messengers.....	14	571	14	571	14	552		
		31,694		31,694		30,985		
Differential reduction.....		231		231		231		
Total average number of employees.....	22		22		22			
Total salaries and wages.....		31,463		31,463		30,764		
SECTION OF SURVEYS								
Field service:								
Salaries and wages—								
Salary range, \$3,800 to \$5,000; average, \$4,400—								
Assistant engineer.....	1½	4,600	1½	4,600	1½	4,600		
Salary range, \$3,300 to \$3,900; average, \$3,600—								
Junior engineer.....	1	3,800	1	3,800	1	3,800		
Salary range, \$3,000 to \$3,600; average, \$3,300—								
Junior engineer.....	1	3,300	1	3,300	1	3,300		
Salary range, \$2,700 to \$3,300; average, \$3,000—								
Junior engineer.....	1	3,100	1½	3,100				
Junior engineer, surveyor.....	1	3,000	1	3,000	1	3,000		
Salary range, \$2,400 to \$3,000; average, \$2,700—								
Surveyor.....			1½	2,700	1	2,700		
Salary range, \$1,860 to \$2,400; average, \$2,100—								
Surveyor.....	1	2,100	1½	2,100				
Salary range, \$1,680 to \$2,040; average, \$1,860—								
Surveyor.....	1½	1,920	1½	1,920	1½	1,920		
Salary range, \$1,320 to \$1,680; average, \$1,500—								
Recorder.....			1	1,500	1	1,500		
Salary range, \$1,140 to \$1,500; average, \$1,320—								
Recorder.....	1½	1,260	1	1,260				
Alien employees (silver roll) foremen, chainmen, cooks, and laborers.....	22	654	22	654	20	654		
		35,431		35,475		31,887		
Differential reduction.....		208		208		208		
Total average number of employees.....	29		29½		26½			
Total salaries and wages.....		35,223		35,267		31,679		
The difference between 1928 and 1927 is due to adjustment of force, \$44.								
CHIEF QUARTERMASTER'S OFFICE								
Field service:								
Salaries and wages—								
Salary range, \$7,500 and over—								
Chief quartermaster.....	1	8,200	1	8,200	1	7,400		
Salary range, \$6,000 to \$7,500; average, \$6,750—								
Superintendent.....	1	6,000	1	6,000	1	5,600		
Salary range, \$3,800 to \$5,000; average, \$4,400—								
Superintendent (relief).....	1½	4,200	1½	4,200	1½	4,200		
Salary range, \$3,300 to \$3,900; average, \$3,600—								
Chief clerk.....	1	3,600	1	3,600	1	3,600		
Chief, purchases and sales.....	1	3,600	1	3,600	1	3,600		
Salary range, \$2,400 to \$3,000; average, \$2,700—								
Clerk (relief).....	1½	2,900	1½	2,900				
Clerks.....	4	2,700	4	2,700	4	2,700		
Salary range, \$2,100 to \$2,700; average, \$2,400—								
Clerk (relief).....	1½	2,400	1½	2,400	1½	2,400		
Clerks.....	2	2,400	2	2,400	2	2,400		
Salary range, \$1,860 to \$2,400; average, \$2,100—								
Clerks.....	3	2,133	3	2,133	3	2,100		
Salary range, \$1,680 to \$2,040; average, \$1,860—								
Clerk.....					1½	1,800		
Alien employees: Office helper.....	1	930	1	930	1	926		
		46,854		46,854		44,976		
Differential reduction.....		149		149		149		
Total average number of employees.....	14½		14½		14½			
Total salaries and wages.....		46,705		46,706		44,827		

*Estimates of appropriations required for the service of the fiscal year ending June 30, 1928—Continued*

General object (title of appropriation), date of acts, references to Statutes at Large, or to Revised Statutes, and estimated amount required for each detailed object	Total amount to be appropriated under each head of appropriation		Amount appropriated for the fiscal year ending June 30, 1927	
<i>Maintenance and Operation, Panama Canal—Continued.</i>				
	Estimated expenditures, 1928 appropriation	Estimated expenditures, 1927 appropriation	Expended and obligated, 1926	
DISTRICT QUARTERMASTERS				
Field service:				
Salaries and wages—	Average—	Average—	Average—	
Salary range, \$3,800 to \$5,000; average, \$4,400—	No. 1 Salary \$4,200	No. 1 Salary \$4,200	No. 1	Salary \$4,200
District quartermaster	1	4,200	1	4,200
Salary range, \$3,300 to \$3,900; average, \$3,600—				
District quartermasters	2 3,750	2 3,750	2	3,750
Salary range, \$3,000 to \$3,600; average, \$3,300—				
Assistant district quartermasters	3 3,200	3 3,200	3	3,200
Salary range, \$2,700 to \$3,300; average, \$3,000—				
Clerk	1 2,900	1 2,900		
Salary range, \$2,400 to \$3,000; average, \$2,700—				
Foremen	2 2,616	2 2,616	2	2,616
Salary range, \$2,100 to \$2,700; average, \$2,400—				
Foremen	3 2,336	3 2,336	2	2,406
Clerks	2 2,300	2 2,300	2	2,300
Salary range, \$1,800 to \$2,400; average, \$2,100—				
Custodian	1 2,040	1 2,040	1	2,040
Salary range, \$1,500 to \$1,800; average, \$1,680—				
Foremen	1 1,656	1 1,656	1½	1,644
Salary range, \$1,320 to \$1,680; average, \$1,500—				
Telephone operator	1 1,560	1 1,560	1	1,560
Clerk	1 1,440	1 1,440	1	1,440
Salary range, \$1,140 to \$1,500; average, \$1,320—				
Clerks	2 1,350	2 1,350	2	1,320
Salary range, \$1,020 to \$1,260; average, \$1,140—				
Clerks	1½ 1,157	1½ 1,157	1½	1,152
Matron	1 1,200	1 1,200	1	1,200
Alien employees: Office helpers, foremen, janitors, watchmen, messengers, artisans, gardeners, scythemen, laborers, boys	313 551	313 551	313	551
Differential reduction	225,738 313	225,738 313	221,193 313	
Total average number of employees	335½	335½	333½	
Total salaries and wages	225,425	225,425	220,880	
QUARTERMASTER GENERAL STORES (CONSOLIDATED)				
Field service:				
Salaries and wages—				
Salary range, \$3,800 to \$5,000; average, \$4,400—				
General storekeeper	1 4,600	1 4,600	1	4,600
Salary range, \$3,300 to \$3,900; average, \$3,600—				
Storekeeper	1 3,600	1 3,600	1	3,600
Chief clerk	1 3,500	1 3,500	1	3,500
Salary range, \$3,000 to \$3,600; average, \$3,300—				
Clerks	2 3,250	2 3,250	2	3,250
Foreman	1 3,300	1 3,300	1	3,300
Salary range, \$2,700 to \$3,300; average, \$3,000—				
Storekeeper	1 3,000	1 3,000	1	3,000
Clerk	1 2,900	1 2,900	1	2,900
Foremen	9 2,959	9 2,959	9	2,959
Salary range, \$2,400 to \$3,000; average, \$2,700—				
Clerks	4 2,725	4 2,725	4	2,725
Engineer	1 2,746	1 2,746	1	2,746
Foreman	1 2,736	1 2,736	1	2,736
Salary range, \$2,100 to \$2,700; average, \$2,400—				
Clerks	2 2,350	2 2,350	2	2,350
Storekeeper	1 2,300	1 2,300	1	2,300
Foremen	2 2,436	2 2,436	2	2,436
Salary range, \$1,860 to \$2,400; average, \$2,100—				
Clerks	2 2,070	2 2,070	2	2,070
Foreman	1 2,136	1 2,136	1	2,136
Salary range, \$1,680 to \$2,040; average, \$1,860—				
Clerks	4 1,860	4 1,860	4	1,860
Salary range, \$1,500 to \$1,860; average, \$1,680—				
Foreman	1 1,716	1 1,716	1	1,716
Salary range \$1,320 to \$1,680; average, \$1,500—				
Clerk	1 1,560	1 1,560	1	1,560
Salary range, \$1,140 to \$1,500; average, \$1,320—				
Clerks	4 1,350	4 1,350	3½	1,354
Alien employees, storemen, foremen, checkers, office helpers, messengers, artisans, riggers, laborers, boys, watchmen, storekeepers	253 577	253 577	253	577
Differential reduction	250,658 536	250,658 536	249,997 536	
Total average number of employees	294	294	293½	
Total salaries and wages	250,122	250,122	249,461	

*Estimates of appropriations required for the service of the fiscal year ending June 30, 1928—Continued*

General object (title of appropriation), date of acts, references to Statutes at Large, or to Revised Statutes, and estimated amount required for each detailed object	Estimated expenditures, 1928 appropriation		Estimated expenditures, 1927 appropriation		Expended and obligated, 1926		Total amount to be appropriated under each head of appropriation	Amount appropriated for the fiscal year ending June 30, 1927
Maintenance and Operation, Panama Canal—Continued.								
FUEL-OIL PLANTS								
Field service:	Average—		Average—		Average—			
Salaries and wages—	No.	Salary	No.	Salary	No.	Salary		
Salary range, \$3,300 to \$3,900; average, \$3,600—	2½	\$3,840	2½	\$3,840	2½	\$3,840		
Foreman								
Salary range, \$2,400 to \$3,000; average, \$2,700—	12	2,736	12	2,736	12	2,736		
Engineers								
Salary range, \$2,100 to \$2,700; average, \$2,400—	9	2,496	9	2,496	9	2,496		
Foremen								
Salary range, \$1,800 to \$2,400; average, \$2,100—	10	2,246	10	2,246	10	2,246		
Gaugers								
Alien employees: Firemen, oilers, laborers	57	723	57	723	57	723		
Differential reduction		127,927		127,927		127,927		
		206		206		206		
Total number of employees	90½		90½		90½			
Total salaries and wages		127,721		127,721		127,721		
ANIMAL AND MOTOR TRANSPORTATION								
Field service:	Average—		Average—		Average—			
Salaries and wages—	No.	Salary	No.	Salary	No.	Salary		
Salary range, \$3,800 to \$5,000; average, \$4,400—	1½	4,800	1½	4,800	1½	4,800		
Foreman, general								
Salary range, \$3,000 to \$3,600; average, \$3,300—	1½	3,240	1½	3,240	1½	3,240		
Foreman								
Chauffeur	1	2,916	1	2,916	1	2,916		
Salary range, \$2,400 to \$3,000; average, \$2,700—	1	2,952	1	2,952	1	2,952		
Clerk								
Chauffeur, crane-man	1½	2,700	1½	2,700	1½	2,700		
Chauffeur	1	2,748	1	2,748	1	2,748		
Chauffeurs	6	2,592	6	2,592	6	2,592		
Salary range, \$2,100 to \$2,700; average, \$2,400—	2	2,496	2	2,496	2	2,496		
Chauffeurs								
Chauffeurs	2	2,412	2	2,412	2	2,412		
Chauffeurs	3	2,364	3	2,364	3	2,364		
Salary range, \$1,800 to \$2,400; average, \$2,100—	4	2,232	4	2,232	4	2,232		
Chauffeurs								
Salary range, \$780 to \$960; average, \$900—	4	780	4	780	4	780		
Chauffeurs								
Alien employees: Chauffeurs, helpers, foremen, watchmen, messengers, laborers	130	712	130	712	130	712		
Differential reduction		151,970		151,970		151,970		
		320		320		320		
Total average number of employees	155½		155½		155½			
Total salaries and wages		151,650		151,650		151,650		
MOTOR-CAR REPAIR SHOP								
Field service:	Average—		Average—		Average—			
Salaries and wages—	No.	Salary	No.	Salary	No.	Salary		
Salary range, \$3,800 to \$5,000; average, \$4,400—	1½	4,800	1½	4,800	1½	4,800		
Foreman, general								
Salary range, \$3,000 to \$3,600; average, \$3,300—	1½	3,240	1½	3,240	1½	3,240		
Foreman								
Machinist	1	3,195	1	3,195	1	3,195		
Salary range, \$2,400 to \$3,000; average, \$2,700—	12	2,700	12	2,700	12	2,700		
Clerk								
Machinists								
Salary range, \$2,100 to \$2,700; average, \$2,400—	1	2,421	1	2,421	1	2,421		
Machinist								
Salary range, \$1,140 to \$1,500; average, \$1,320—	2	1,423	2	1,423	2	1,423		
Apprentices								
Salary range, \$780 to \$1,020; average, \$900—	2	948	2	948	2	948		
Apprentices								
Alien employees: Saddlers, wheelwrights, blacksmiths, teamsters, stablemen, helpers, laborers	48	595	48	595	48	595		
Overtime allowance		76,940		76,940		76,940		
		1,118		1,118		1,118		
Total average number of employees	67½		67½		67½			
Total salaries and wages		78,058		78,058		78,058		
QUARTERMASTER, O STRUCTING QUARTERMASTER								
Field service:	Average—		Average—		Average—			
Salaries and wages—	No.	Salary	No.	Salary	No.	Salary		
Salary range, \$5,200 to \$6,000; average, \$5,600—	1	5,400	1	5,400	1	5,400		
Constructing quartermaster								
Foreman, plasterer	1	5,225	1	5,225	1	5,040		
Salary range, \$3,800 to \$5,000; average, \$4,400—	2	4,680	2	4,680	2	4,680		
Foremen, construction								
Foreman, plumber	1	4,080	1	4,080	1	4,080		
Plasterers	4	4,842	4	4,842	3	4,668		
Bricklayers	2	4,642	2	4,642				
Bricklayer, special	1	4,094	1	4,094	1	4,019		
Plumbers	3	4,144	3	4,144	2	3,924		
Tile setters	2	4,074	2	4,074	2	4,050		

<sup>1</sup> These positions are chargeable one-half to animal and motor transportation and one-half to motor-car shop.



*Estimates of appropriations required for the service of the fiscal year ending June 30, 1928—Continued*

General object (title of appropriation), date of acts, references to Statutes at Large, or to Revised Statutes, and estimated amount required for each detailed object	Estimated expenditures, 1928 appropriation		Estimated expenditures, 1927 appropriation		Expended and obligated, 1926		Total amount to be appropriated under each head of appropriation	Amount appropriated for the fiscal year ending June 30, 1927
Maintenance and Operation, Panama Canal—Continued.								
QUARTERMASTER, CONSTRUCTING QUARTERMASTER—continued								
Field service—Continued.								
Salaries and wages—Continued.								
Salary range, \$3,300 to \$3,900; average, \$3,600—	Average—		Average—		Average—			
	No.	Salary	No.	Salary	No.	Salary		
Foreman, general	1	\$3,780	1	\$3,780	1	\$3,780		
Foremen, carpenters (construction)	12	3,920	12	3,920	5	3,844		
Foreman, sheet metal	1	3,600	1	3,600	1	3,600		
Foreman, painter (construction)	1	3,845	1	3,845	1	3,869		
Salary range, \$3,000 to \$3,600; average, \$3,300—								
Foremen, carpenters (maintenance)	6	3,270	6	3,270	6	3,270		
Foreman, planing mill	1	3,270	1	3,270	1	3,270		
Foremen, painters (maintenance)	3	3,245	3	3,245	3	3,245		
Salary range, \$2,400 to \$3,000; average, \$2,700—								
Sheet-metal workers	2	2,920	2	2,920	2	2,920		
Foreman, estimator	1	2,856	1	2,856				
Planing mill hands	4	2,796	4	2,796	4	2,796		
Carpenter (maintenance)	1	2,796	1	2,796	1	2,796		
Foremen, block plant	2	2,736	2	2,736	1	2,736		
Foremen, material	2	2,616	2	2,616	2	2,616		
Salary range, \$2,100 to \$2,700; average, \$2,400—								
Foreman, material	1	2,436	1	2,436	1	2,436		
Plumbers (maintenance)	6	2,434	6	2,434	6	2,434		
Planing mill hands	1	2,350	1	2,350	1	2,350		
Salary range, \$1,860 to \$2,400; average, \$2,100—								
Sheet-metal worker	1	2,172	1	2,172	1	2,172		
Foreman, material	1	2,136	1	2,136	1	2,136		
Helper	1	2,050	1	2,050	1	1,697		
Alien employees: Artisans, foremen, helpers, laborers, boys	800	640	800	640	590	640		
		739,409		739,409		551,768		
Differential reduction		725		725		725		
Total average number of employees	865		865		642			
Total salaries and wages		\$ 738,684		738,684		551,043		
QUARTERMASTER PANAMA CANAL PRESS								
Field service:								
Salaries and wages—								
Salary range, \$3,800 to \$5,000; average, \$4,400—								
Printer	1	4,200	1	4,200	1	4,200		
Salary range, \$3,300 to \$3,900; average, \$3,600—								
Machinist, chief	1	3,756	1	3,756	1	3,756		
Salary range, \$3,000 to \$3,600; average, \$3,300—								
Foreman, plant	1	3,420	1	3,420	1	3,420		
Foreman, proof room	1	3,420	1	3,420	1	3,420		
Foreman, compositor	1	3,264	1	3,264				
Operator, monotype	1	3,264	1	3,264	1	3,264		
Salary range, \$2,700 to \$3,300; average, \$3,000—								
Apprentice	1	3,096	1	3,096	1	3,096		
Salary range, \$2,400 to \$3,000; average, \$2,700—								
Storekeeper	1	2,600	1	2,600	1	2,600		
Salary range, \$1,140 to \$1,500; average, \$1,320—								
Proof reader	1	1,260	1	1,260	1	1,260		
Salary range, \$1,020 to \$1,260; average, \$1,140—								
Watchman	1	1,200	1	1,200	1	1,200		
Alien employees: Office helpers, storemen, foremen, janitor, messengers, watchmen, artisans, bookbinders, compositors, paper cutters, printers, laborers, boys	81	638	81	638	81	638		
		81,158		81,158		77,474		
Differential reduction		95		95		95		
Total average number of employees	91		91		80 1/2			
Total salaries and wages		81,063		81,063		77,379		
QUARTERMASTER FARM BUREAU								
Field service:								
Salaries and wages—								
Salary range, \$3,800 to \$5,000; average, \$4,400—								
Agronomist	1	4,600	1	4,600	1	4,600		
Salary range, \$1,680 to \$2,040; average, \$1,860—								
Foreman	1	1,836	1	1,836	1	1,800		
Gardener					1	1,800		
Alien employees: Office helpers, gardeners, helpers, laborers	19	622	19	622	18	622		
		18,254		18,254		18,046		
Differential reduction		103		103		103		
Total average number of employees	21		21		20 1/2			
Total salaries and wages		18,151		18,151		17,943		

† \$190,000 deducted at end of recapitulation on account of personal services in 1928 included in permanent quarters, account 32, structures and parts.

## Estimates of appropriations required for the service of the fiscal year ending June 30, 1928—Continued

General object (title of appropriation), date of acts, references to Statutes at Large, or to Revised Statutes, and estimated amount required for each detailed object	Total amount to be appropriated under each head of appropriation		Amount appropriated for the fiscal year ending June 30, 1927	
Maintenance and Operation, Panama Canal—Continued.				
	Estimated expenditures, 1928 appropriation	Estimated expenditures, 1927 appropriation	Expended and obligated, 1926	
QUARTERMASTER, HOTEL TIVOLI				
Field service:				
Salaries and wages:	Average—	Average—	Average—	
Salary range, \$3,300 to \$3,900; average, \$3,600—	No. 1 Salary	No. 1 Salary	No. 1	Salary
Manager	1 \$3,600	1 \$3,600	1	\$3,600
Salary range, \$2,400 to \$3,000; average, \$2,700—				
Assistant to manager	1 2,600	1 2,600	1	2,600
Salary range, \$2,100 to \$2,700; average, \$2,400—				
Hotel assistant	1 2,300	1 2,300	1	2,300
Salary range, \$1,860 to \$2,400; average, \$2,100—				
Hotel assistants	2 2,070	2 2,070	2	2,070
Salary range, \$1,680 to \$2,040; average, \$1,860—				
Hotel assistants	1½ 1,920	1½ 1,920	1½	1,920
Salary range, \$600 to \$780; average, \$690—				
Seamstress	1 720	1 720	1	720
Alien employees: Office helpers, stewards, checkers, janitors, watchmen, attendants, maids, firemen, bakers, butchers, cooks, waiters, helpers	100 455	100 455	100	455
	62,060	62,060		62,060
Differential reduction	50	50		50
Total average number of employees	107½	107½	107½	
Total salaries and wages	62,010	62,010		62,010
MARINE SUPERINTENDENT				
Field service:				
Salaries and wages—				
Salary range, \$7,500 and over—				
Marine superintendent	1 8,200	1 8,200	½	8,200
Salary range, \$6,000 to \$7,500; average, \$6,750—				
Marine superintendent			½	7,000
Salary range, \$3,800 to \$5,000; average, \$4,400—				
Supervisor, harbor craft	1 4,800	1 4,800	1	4,800
Salary range, \$3,300 to \$3,900; average, \$3,600—				
Inspector of hulls and boilers	1 3,780	1 3,780	1	3,780
Relief inspector of hulls and boilers	½ 3,780	½ 3,780	½	3,780
Salary range, \$3,000 to \$3,600; average, \$3,300—				
Office assistant	1 3,300	1 3,300	1	3,300
Salary range, \$2,700 to \$3,300; average, \$3,000—				
Relief rollkeeper	½ 3,000	½ 3,000	½	3,000
Salary range, \$2,400 to \$3,000; average, \$2,700—				
Clerk (rollkeeper)	1 2,800	1 2,800	1	2,800
	24,010	24,010		24,340
Differential reduction	10,646	10,646		10,146
Total average number of employees	5½	5½	5½	
Total salaries and wages	13,364	13,364		14,194
Differential reduction consists of Navy pay as follows:				
Marine superintendent, 8 months, at \$520.53				4,164
Marine superintendent, 4 months, at \$600	7,200	7,200		2,400
Supervisor, harbor craft, 12 months, at \$287.20	3,446	3,446		3,446
Total	10,646	10,646		10,010
PORT CAPTAIN, BALBOA (MARINE DIVISION)				
Field service:				
Salaries and wages—				
Salary range, \$6,000 to \$7,500; average, \$6,750—				
Captain of the port	1 6,600	1 6,600	1	6,067
Salary range, \$5,200 to \$6,000; average, \$5,600—				
Assistant captain of the port	1 5,100	1 5,100	1	5,100
Salary range, \$3,800 to \$5,000; average, \$4,400—				
Pilots	28 4,800	28 4,607	22½	4,800
Harbor master	1 4,500	1 4,500	1	4,500
Chief admessenger	1 4,200	1 4,200	1	4,200
Salary range, \$3,300 to \$3,900; average, \$3,600—				
Admeasurers	3 3,800	3 3,800	3	3,800
Senior tug masters	2 3,600	2 3,600	2	3,600
Tug masters	6 3,540	6 3,540	5½	3,540
Chief engineers—marine	2 3,540	2 3,540	2	3,548
Engineers—marine	6 3,480	6 3,480	5½	3,480
Salary range, \$3,000 to \$3,600; average, \$3,300—				
Chief clerk	1 3,300	1 3,300	1	3,300
Assistant harbor master	1 3,300	1 3,300	1	3,300
Chief dispatcher	1 3,100	1 3,100	1	3,100
Fleet machinist	1 3,096	1 3,096	1	3,096
Salary range, \$2,700 to \$3,300; average, \$3,000—				
Pilots (in training)			1½	3,000
Machinist	1 2,928	1 2,928	1	2,928
Dispatchers	5 2,900	5 2,900	4½	2,900
Salary range, \$2,400 to \$3,000; average, \$2,700—				
Clerk	1 2,800	1 2,800	1	2,800
Salary range, \$2,100 to \$2,700; average, \$2,400—				
Dock foreman	1 2,400	1 2,400	½	2,400
Clerk	1 2,300	1 2,300	1	2,300
Salary range, \$1,860 to \$2,400; average, \$2,100—				
Dock foreman			½	2,160
Clerk	1 2,100	1 2,100	1	2,100

*Estimates of appropriations required for the service of the fiscal year ending June 30, 1928—Continued*

General object (title of appropriation), date of acts, references to Statutes at Large, or to Revised Statutes, and estimated amount required for each detailed object	Total amount to be appropriated under each head of appropriation		Amount appropriated for the fiscal year ending June 30, 1927
<b>Maintenance and Operation, Panama Canal—Continued.</b>			
	Estimated expenditures, 1928 appropriation	Estimated expenditures, 1927 appropriation	Expended and obligated, 1926
<b>PORT CAPTAIN, BALBOA (MARINE DIVISION)—continued</b>			
Field service—Continued.			
Salaries and wages—Continued.			
Salary range, \$1,680 to \$2,040; average, \$1,860—	Average—	Average—	Average—
Coxswain engineers	No. 5 Salary \$1,848	No. 5 Salary \$1,848	No. 5 Salary \$1,848
Signalmen	11 1,740	11 1,740	10½ 1,740
Salary range, \$1,140 to \$1,500; average, \$1,320—			
Clerk		½ 1,380	½ 1,380
Salary range, \$240 to \$420; average, \$330—			
Signalman	7 300	7 300	7 300
Alien employees—Blacksmiths, boatswain, cooks, firemen, oilers, seamen, etc.	342 715	342 715	342 711
	537,434	532,375	504,736
Differential reduction	10,174	10,174	9,641
Total average number of employees	430	430½	423½
Total salaries and wages	527,260	522,201	495,095
Differential reduction includes Navy pay of—			
Port captain, all Navy pay	6,600	6,600	6,067
Tug master, 12 months, at \$81.75	981	981	981
	7,581	7,581	7,048
Actual differential reduction	2,593	2,593	2,593
Difference between 1928 and 1927 is due to increase in pilots-in-training pay to full pilots pay, \$5,050.			
<b>PORT CAPTAIN, CRISTOBAL (MARINE DIVISION)</b>			
Field service:			
Salaries and wages—			
Salary range, \$6,000 to \$7,500; average, \$6,750—			
Port captain	1 6,600	1 6,600	1 6,066
Salary range, \$5,200 to \$6,000; average, \$5,600—			
Assistant port captain	1 5,100	1 5,100	1 5,100
Salary range, \$3,800 to \$5,000; average, \$4,400—			
Pilots	31 4,800	29 4,769	27½ 4,784
Harbor master	1 4,500	1 4,500	1 4,500
Chief admeasurer	1 4,200	1 4,200	1 4,200
Salary range, \$3,300 to \$3,900; average, \$3,600—			
Admeasurers	4 3,800	4 3,800	4 3,800
Senior tug masters	2 3,600	2 3,600	2 3,600
Tug masters	6 3,540	6 3,540	5 3,540
Senior engineers, marine	2 3,540	2 3,540	2 3,540
Junior engineers, marine	6 3,480	6 3,480	6 3,480
Salary range, \$3,000 to \$3,600; average, \$3,300—			
Chief clerk	1 3,300	1 3,300	1 3,300
Chief dispatcher	1 3,100	1 3,100	1 3,100
Salary range, \$2,700 to \$3,300; average, \$3,000—			
Pilot (in training)		2 3,000	
Tug master	1 2,952	1 2,952	
Machinist	1 2,928	1 2,928	1 2,928
Dispatchers	4 2,900	4 2,900	4 2,900
Salary range, \$2,400 to \$3,000; average, \$2,700—			
Tug master			1 2,883
Engineer, marine	1 2,892	1 2,892	1 2,892
Assistant supervisor	1 2,822	1 2,822	1 2,822
Clerk	1 2,800	1 2,800	1 2,800
Salary range, \$2,100 to \$2,700; average, \$2,400—			
Radio operator	½ 2,340	½ 2,340	
Clerks	2 2,300	2 2,300	2 2,300
Salary range, \$1,680 to \$2,040; average, \$1,860—			
Foreman	1 1,836	1 1,836	
Radio operator			1 1,740
Alien employees: Office helpers, signalmen, motor boat operators, artisans, seamen, cooks, firemen, wipers, oilers, etc.	262 752	262 752	262 752
	477,435	472,935	455,175
Differential reduction	8,932	8,932	8,399
Total average number of employees	331½	331½	326½
Total salaries and wages	468,503	464,003	446,776
Differential reduction includes Navy pay of the captain of the port	6,600	6,600	6,067
Actual differential reduction	2,332	2,332	2,332
The difference between 1928 and 1927 is due to increase in pilots-in-training pay to full pilots pay, \$4,500.			
<b>LIGHTHOUSE SUBDIVISION (MARINE DIVISION)</b>			
Field service:			
Salaries and wages—			
Salary range, \$5,200 to \$6,000; average, \$5,600—			
Pilot in charge	1 5,100	1 5,100	1 5,100
Salary range, \$3,800 to \$5,000; average, \$4,400—			
Pilot	½ 4,800	½ 4,800	½ 4,800
Salary range, \$3,300 to \$3,900; average, \$3,600—			
Assistant to pilot in charge			½ 3,780
Assistant superintendents of lighthouse	1½ 3,600	1½ 3,600	½ 3,600
Tug masters	1½ 3,600	1½ 3,600	1 3,600
Engineers, marine	1½ 3,540	1½ 3,540	1½ 3,520

*Estimates of appropriations required for the service of the fiscal year ending June 30, 1928—Continued*

General object (title of appropriation), date of acts, references to Statutes at Large, or to Revised Statutes, and estimated amount required for each detailed object	Total amount to be appropriated under each head of appropriation		Amount appropriated for the fiscal year ending June 30, 1927
<i>Maintenance and Operation, Panama Canal—Continued.</i>			
	Estimated expenditures, 1928 appropriation	Estimated expenditures, 1927 appropriation	Expended and obligated, 1926
<b>LIGHTHOUSE SUBDIVISION (MARINE DIVISION)—contd.</b>			
Field service—Continued.			
Salaries and wages—Continued.			
Salary range, \$3,000 to \$3,600; average, \$3,300—	Average— No. Salary	Average— No. Salary	Average— No. Salary
Electrical assistants	2½ 3,384	2½ 3,384	2 3,360
Machinist leadingmen	1½ 3,300	1½ 3,300	1½ 3,300
Electrician	1 3,144	1 3,144	1½ 3,122
Salary range, \$2,700 to \$3,300; average, \$3,000—			
Clerks	1½ 3,000	1½ 3,000	1½ 3,000
Ironworkers	1½ 2,928	1½ 2,928	1 2,916
Machinists	2½ 2,928	2½ 2,928	1½ 2,906
Foreman stevedore			1½ 2,896
Salary range, \$2,400 to \$3,000; average, \$2,700—			
Boatbuilders	1½ 2,796	1½ 2,796	1½ 2,758
Salary range, \$1,500 to \$1,800; average, \$1,680—			
Clerks	1½ 1,680	1½ 1,680	1½ 1,680
Coxswain engineers	2 1,548	1 1,548	1 1,548
Salary range, \$1,320 to \$1,680; average, \$1,500—			
Boatswain	1 1,440	1 1,440	1½ 1,440
Salary range, \$900 to \$1,140; average, \$1,020—			
Lighthouse keeper	1 984	1 984	1 984
Alien employees: Assistant keeper, attendant, boatswain, carpenter, cook, laborer, oiler, etc.	69 670	69 661	66 663
	104,604	102,435	94,967
Differential reduction	1,674	1,674	1,674
Total average number of employees	89½	88½	83½
Total salaries and wages	102,930	100,761	93,293
The difference between 1928 and 1927 due to—			
Increase in force	\$1,548		
Force adjustment	621		
Total	2,169		
<b>SALVAGE SECTION</b>			
Field service:			
Salaries and wages—			
Salary range, \$3,800 to \$5,000; average, \$4,400—			
Masters	1½ 4,068	1½ 4,068	1½ 4,068
Salary range, \$3,300 to \$3,900; average, \$3,600—			
Marine engineers	1½ 3,768	1½ 3,768	1 3,768
Salary range, \$3,000 to \$3,600; average, \$3,300—			
Machinists—crane men	1½ 3,264	1½ 3,264	1½ 3,242
First mates and divers	1½ 3,240	1½ 3,240	1 3,240
Salary range, \$2,400 to \$3,000; average, \$2,700—			
Marine engineers	1½ 2,808	1½ 2,808	1½ 2,808
Salary range, \$2,100 to \$2,700; average, \$2,400—			
Second mates	1½ 2,508	1½ 2,508	1 2,508
Marine engineers	1½ 2,508	1½ 2,508	1 2,508
Salary range, \$1,860 to \$2,400; average, \$2,100—			
Radioman	1 2,100	1 2,100	1½ 2,100
Salary range, \$1,680 to \$2,040; average, \$1,860—			
Third mates	1½ 1,800	1½ 1,800	1½ 1,800
Alien employees: Boatswains, carpenters, cooks, firemen, foremen oilers, seamen, stewards, waiters, winchmen, etc.	36 772	36 772	34 757
Bonus for salvage work to—			
Gold employees	2,500	2,500	2,801
Alien employees	2,000	2,000	1,971
	62,350	62,350	56,936
Differential reduction	102	102	102
Total average number of employees	46½	46½	42½
Total salaries and wages	62,248	62,248	56,834
<b>PACIFIC LOCKS</b>			
Field service:			
Salaries and wages—			
Salary range, \$3,800 to \$5,000; average, \$4,400—			
Superintendent	1 4,800	1 4,800	1 4,800
Assistant superintendent	1 4,260	1 4,260	1 4,260
Supervisors	4 3,960	4 3,960	4 3,960
Salary range, \$3,300 to \$3,900; average, \$3,600—			
Lockmasters, senior	4 3,756	4 3,756	4 3,732
Lockmasters, junior	3 3,636	3 3,636	2 3,612
Foreman painter	1 3,636	1 3,636	1 3,636
Operators, lock control, senior	2 3,636	2 3,636	2 3,612
Operators, lock control, junior	12 3,516	12 3,516	12 3,492
Salary range, \$3,000 to \$3,600; average, \$3,300—			
Operators, tunnel	14 3,396	14 3,396	14 3,372
Operators, locomotive	4 3,396	4 3,396	4 3,372
Foreman, carpenter	1 3,264	1 3,264	1 3,264
Clerk	1 3,200	1 3,200	1 3,200
Operators, locomotive	70 3,144	70 3,144	70 3,120
Salary range, \$2,700 to \$3,300; average, \$3,000—			
Foreman, property	1 2,976	1 2,976	1 2,976
Foremen, utility	2 2,800	2 2,880	2 2,880

*Estimates of appropriations required for the service of the fiscal year ending June 30, 1928—Continued*

General object (title of appropriation), date of acts, references to Statutes at Large, or to Revised Statutes, and estimated amount required for each detailed object	Total amount to be appropriated under each head of appropriation		Amount appropriated for the fiscal year ending June 30, 1927			
<b>Maintenance and Operation, Panama Canal—Continued.</b>						
	Estimated expenditures, 1928 appropriation		Estimated expenditures, 1927 appropriation		Expended and obligated, 1926	
<b>PACIFIC LOCKS—continued</b>						
<b>Field service—Continued.</b>						
<b>Salaries and wages—Continued.</b>						
Salary range, \$2,400 to \$3,000; average, \$2,700—	Average—		Average—		Average—	
Machinists.....	No. 1	Salary \$2,700	No. 1 1/2	Salary \$2,700	No. 1 1/2	Salary \$2,700
Electrician.....	1	2,925	1 1/2	2,925	1 1/2	2,925
Salary range, \$2,100 to \$2,700; average, \$2,400—						
Clerks.....	2	2,500	2	2,500	2	2,500
Alien employees: Artisans, office helpers, laborers, lockmen, operators, etc.....	343	680	350	680	343	680
Extra force for locks overhaul for a period of 60 days—						
60 gold employees.....					10	2,884
240 alien employees.....					40	750
Differential reduction.....	641,280 2,078		658,303 2,078		694,567 2,078	
Total average number of employees.....	467		478 1/2		516 1/2	
Total salaries and wages.....	639,202		656,225		692,489	
The difference between 1928 and 1927 is due to decrease in force, \$17,023.						
<b>ATLANTIC LOCKS</b>						
<b>Field service:</b>						
<b>Salaries and wages—</b>						
Salary range, \$3,800 to \$5,000; average, \$4,400—						
Superintendent.....	1	4,800	1	4,800	1	4,800
Assistant superintendent.....	1	4,260	1	4,260	1	4,260
Supervisors.....	2	3,960	2	3,960	2	3,960
Salary range, \$3,300 to \$3,900; average, \$3,600—						
General lock foreman.....	1	3,756	1	3,756	1	3,732
Lockmasters, senior.....	2	3,756	2	3,756	2	3,732
Lockmasters, junior.....	4	3,636	4	3,636	4	3,612
Operator, lock control, senior.....	1	3,636	1	3,636	1	3,612
Operators, lock control, junior.....	6	3,516	6	3,516	6	3,492
Salary range, \$3,000 to \$3,600; average, \$3,300—						
Operators, tunnel.....	6	3,396	6	3,396	6	3,372
Foreman painter.....	1	3,396	1	3,396	1	3,372
Locomotive operators, senior.....	2	3,396	2	3,396	2	3,372
Locomotive operators.....	43	3,144	43	3,144	42	3,120
Salary range, \$2,700 to \$3,300; average, \$3,000—						
Clerk.....	1	3,200	1	3,200	1	3,150
Wireman.....					1 1/2	2,920
Salary range, \$2,400 to \$3,000; average, \$2,700—						
Clerk.....	1	2,600	1	2,600	1	2,550
Machinist.....					1 1/2	2,720
Salary range, \$2,100 to \$2,700; average, \$2,400—						
Clerk.....	1	2,400	1	2,400	1 1/2	2,377
Salary range, \$1,500 to \$1,900; average, \$1,680—						
Telephone operators.....	2	1,560	2	1,560	2	1,560
Alien employees: Office helpers, operators, foremen, boatmen, lockmen, artisans, etc.....	288	678	193	663	201	661
Extra force for locks overhaul for a period of 90 days—						
132 gold employees.....			33	2,873		
480 silver employees.....			120	767		
Differential reduction.....	385,624 1,355		559,408 1,355		375,652 1,355	
Total average number of employees.....	283		421		276 1/2	
Total salaries and wages.....	384,269		558,053		374,297	
The difference between 1928 and 1927 is due to decrease in force account of locks overhaul, \$173,784.						
<b>GATUN DAM</b>						
<b>Field service:</b>						
<b>Salaries and wages—</b>						
Salary range, \$3,000 to \$3,600; average, \$3,300—						
General foreman.....	1	3,420	1	3,420	1	3,420
Salary range, \$2,400 to \$3,000; average, \$2,700—						
Foremen, utility.....	2	2,820	2	2,820	2	2,820
Alien employees: Office helpers, foremen, watchmen, stablemen, firemen, trainmen, artisans, scythemen, laborers, boys.....	66	540	66	540	65	530
Differential reduction.....	44,700 18		44,700 18		43,510 18	
Total average number of employees.....	69		69		68	
Total salaries and wages.....	44,682		44,682		43,492	
<b>DREDGING DIVISION</b>						
<b>Field service:</b>						
<b>Salaries and wages—</b>						
Salary range, \$6,000 to \$7,500; average, \$6,750—						
Superintendent.....	1	6,600	1	6,600	1	6,067
Salary range, \$3,800 to \$5,000; average, \$4,400—						
Assistant engineer.....	1	4,600	1	4,600	1	4,600
Supervisor.....	1	4,200	1	4,200	1	4,200
Master and supervisor.....	1	4,200	1	4,200	1	4,200

<sup>1</sup> Account of extra temporary men in 1927 on towing track repairs and installation of emergency brakes on towing locomotives.

## Estimates of appropriations required for the service of the fiscal year ending June 30, 1928—Continued

General object (title of appropriation), date of acts, references to Statutes at Large, or to Revised Statutes, and estimated amount required for each detailed object	Estimated expenditures, 1928 appropriation		Estimated expenditures, 1927 appropriation		Expended and obligated, 1926	Total amount to be appropriated under each head of appropriation	Amount appropriated for the fiscal year ending June 30, 1927
Maintenance and Operation, Panama Canal—Continued.							
DREDGING DIVISION—continued							
Field service—Continued.							
Salaries and wages—Continued.							
Salary range, \$3,300 to \$3,900; average, \$3,600—	Average—		Average—		Average—		
Assistant supervisors.....	No. 2½	Salary \$3,840	No. 2½	Salary \$3,840	No. 2	Salary \$3,840	
General foreman.....	1	3,840	1	3,840	1	3,840	
Operators, dipper dredge.....	7	3,720	7	3,720	7	3,720	
Junior engineer.....	1	3,700	1	3,700	1	3,700	
Masters.....	18½	3,621	18½	3,621	18	3,620	
Chief clerk.....	1	3,600	1	3,600	1	3,600	
Master and supervisor.....	1	3,600	1	3,600	1	3,600	
Engineers, marine.....	21	3,546	21	3,546	20	3,546	
Mates.....	6	3,540	6	3,540	6	3,540	
Salary range, \$3,000 to \$3,600; average, \$3,300—							
Junior engineer.....	1	3,400	1	3,400	1	3,400	
Engineers, marine.....	10	3,339	10½	3,337	10½	3,342	
Operators, suction dredge.....	6½	3,324	6½	3,324	5	3,324	
Foreman.....	1	3,240	1	3,240	1	3,240	
Boiler maker, special.....	1	3,240	1	3,240	1	3,240	
Masters.....	4	3,330	4	3,330	4	3,330	
Operator and master.....	1	3,204	1	3,204	1	3,200	
Excavator.....	½	3,192	½	3,192			
Salary range, \$2,700 to \$3,300; average, \$3,000—							
Mates.....	8	3,110	9	3,114	7	3,113	
Engineers, marine.....	15½	2,934	16½	2,943	13½	2,932	
Foremen.....	4	2,918	4½	2,913	2½	2,907	
Junior engineer, surveyor.....	1	3,000	1	3,000			
Clerk.....	1	3,000	1	3,000	1	3,000	
Blacksmith, heavy fire.....	1	3,000	1	3,000	1	3,000	
Blacksmiths.....	3	3,000	3	3,000	3	3,000	
Operator, machinist.....	1	2,928	1	2,928	1	2,928	
Operator, sand crane.....	½	2,928	½	2,928	1	2,928	
Sheet-metal worker.....	1	2,920	1	2,920	½	2,920	
Wireman.....	1	2,920	1	2,920	1	2,920	
Pipe fitter.....	1	2,920	1	2,920	1	2,920	
Coppersmith.....			½	2,870	½	2,870	
Salary range, \$2,400 to \$3,000; average, \$2,700—							
Clerks.....	2	2,800	2	2,800	2	2,800	
Shipwrights and fleet carpenters.....	2	2,796	2	2,796	2	2,796	
Blasters.....	4	2,772	4	2,772	4	2,772	
Engineer.....	1	2,748	1	2,748	1	2,748	
Engineer, steam.....	1	2,746	1	2,746	1	2,746	
Ship fitter boiler maker.....	1	2,721	1	2,721	1	2,721	
Boiler maker.....	1	2,721	1	2,721	1	2,721	
Machinists.....	7	2,700	7	2,700	6½	2,713	
Junior surveyor.....	1	2,700	1	2,700	1	2,700	
Surveyor.....	3	2,688	3	2,688	3	2,688	
Pumpmen, electric.....	14	2,676	14	2,676	14	2,676	
Drill runners.....	3	2,576	3	2,576	3	2,576	
Foremen.....	3	2,433	3	2,433	2½	2,454	
Salary range, \$2,100 to \$2,700; average, \$2,400—							
Clerks.....	1	2,376	1	2,376	1	2,400	
Surveyor.....	1	2,256	1	2,256	½	2,256	
Pumpman.....	1	2,256	1	2,256			
Foreman.....	1	2,256	1	2,256			
Salary range, \$1,680 to \$2,040; average, \$1,860—							
Engineers.....	1	1,896	1	1,896	1½	2,059	
Salary range, \$1,500 to \$1,860; average, \$1,680—							
Inspectors, dump.....	2	1,740	2	1,740	2	1,740	
Clerk.....	1	1,500	1	1,500	½	1,620	
Recorder.....	1	1,500	1	1,500	1	1,260	
Salary range, \$900 to \$1,140; average, \$1,020—							
Recorder, student.....	1	1,020	1	1,020	1	1,020	
Apprentice, machinist.....	1	948	1	948	1	948	
Alien employees: Office helpers, foremen, storemen, watchmen, artisans, laborers, blacksmiths, chainmen, cooks, firemen, oilers, operators, waiters, etc.....	820	675	850	675	791	662	
Differential reduction.....		1,111,200		1,150,270		1,051,170	
		2,149		2,149		2,149	
Total average number of employees.....	997		1,040½		958½		
Total salaries and wages.....		1,109,051		1,148,121		1,049,021	
The difference between 1928 and 1927 is due to decrease in force, \$39,070.							
ELECTRICAL DIVISION							
Field service:							
Salaries and wages—							
Salary range, \$5,200 to \$6,000; average, \$5,600—							
Electrical engineer.....	1	5,600	1	5,600	1	5,366	
Salary range, \$3,800 to \$5,000; average, \$4,400—							
Superintendents.....	2	4,800	2	4,800	2	4,633	
Engineers, station.....	2	4,320	2	4,320	2	3,960	
Supervisors.....	6	4,230	6	4,230	6	3,960	
Automatic telephone installers.....					2½	3,967	

## Estimates of appropriations required for the service of the fiscal year ending June 30, 1928—Continued

General object (title of appropriation), date of acts, references to Statutes at Large, or to Revised Statutes, and estimated amount required for each detailed object

Total amount to be appropriated under each head of appropriation

Amount appropriated for the fiscal year ending June 30, 1927

## Maintenance and Operation, Panama Canal—Continued.

	Estimated expenditures, 1928 appropriation		Estimated expenditures, 1927 appropriation		Expended and obligated, 1926
ELECTRICAL DIVISION—continued					
Field service—Continued.					
Salaries and wages—Continued.					
Salary range, \$3,300 to \$3,900; average, \$3,600—	Average—		Average—		Average—
Operators, chief	No. 2	Salary \$3,756	No. 2	Salary \$3,756	No. 2 \$3,732
Foremen (construction, \$3,960; maintenance, \$3,516; dual rate)	2	3,738	2	3,812	2 3,738
Foremen, general	2	3,636	2	3,636	2 3,636
Foreman	1	3,600	1	3,600	1 3,600
Dispatcher, power, senior	1	3,756	1	3,756	1 3,756
Dispatchers, power	3	3,636	3	3,636	3 3,610
Electrical recorder	1	3,600	1	3,600	1 3,600
Wireman, chief	1	3,516	1	3,516	1 3,516
Salary range, \$3,000 to \$3,600; average, \$3,300—					
Wireman, leading man (construction, \$3,625; maintenance, \$3,400; dual rate)	1	3,400	1	3,400	1 3,542
Wireman, chief	1	3,396	1	3,396	1 3,396
Wiremen, district (construction, \$3,720; maintenance, \$3,144; dual rate)	2	3,300	2	3,300	2 3,275
Wiremen, district	3	3,144	3	3,144	3 3,120
Operators, general	7	3,396	7	3,396	7 3,396
Operator, floor (\$3,144) and dispatcher, power (\$3,636)	1	3,390	1	3,390	1 3,390
Engineer, junior	1	3,300	1	3,200	1 3,000
Lineman, high-tension	1	3,204	1	3,204	1 3,180
Operators, switchboard	5	3,144	5	3,144	5 3,120
Salary range, \$2,700 to \$3,300; average, \$3,000—					
Battery repairman	1	3,144	1	3,144	1 3,120
Engineers, steam	4	3,144	6	3,144	6 3,120
Operators, floor	4	3,144	4	3,144	4 3,120
Operators, and wiremen	3	3,144	3	3,144	3 3,120
Switchmen, telephone	4	3,144	4	3,144	2 3,144
Telephone maintainers	2	3,144	2	3,144	2 3,066
Instrument repairman	1	3,120	1	3,120	1 3,120
Wiremen (construction, \$3,825; maintenance, \$2,925; dual rate)	14	3,100	14	3,117	14 3,545
Foreman, material	1	2,988	1	2,988	1 2,952
Operators, switchboard	7	2,988	7	2,988	7 2,958
Machinists, electrical	2	2,921	2	2,921	2 2,896
Wiremen	9	2,921	9	2,921	10 2,896
Armature winders	5	2,921	5	2,921	5 2,896
Cable splicers	4	2,921	4	2,921	4 2,896
Telephone maintainers	2	2,916	2	2,916	3 2,850
Telephone installers	3	2,916	3	2,916	2 2,616
Inspector, meter	1	2,916	1	2,916	1 2,892
Salary range, \$2,400 to \$3,000; average, \$2,700—					
Clerks	5	2,740	5	2,740	5 2,740
Signal maintainer and relay repairman	1	2,832	1	2,832	1 2,832
Signal maintainers	4	2,652	3	2,652	5 2,645
Engineer, junior, assistant	1	2,600	1	2,600	1 2,350
Salary range, \$1,860 to \$2,400; average, \$2,100—					
Clerks	2	2,150	2	2,150	1 2,100
Salary range, \$1,680 to \$2,040; average, \$1,860—					
Apprentice	1	1,870	1	1,860	1 1,460
Signal maintainers, assistant	2	1,824	2	1,824	1 1,596
Helpers	5	1,790	5	1,730	3 1,680
Salary range, \$1,500 to \$1,860; average, \$1,680—					
Telephone operators	14	1,740	14	1,740	33 1,650
Salary range, \$1,140 to \$1,500; average, \$1,320—					
Apprentices	4	1,410	4	1,225	3 1,140
Alien employees: Office helpers, artisans, firemen, foremen, oilers, telephone operators, helpers, laborers	185	609	185	609	190 609
	563,179		565,551		506,718
Differential reduction <sup>2</sup>	134		134		134
Total average number of employees	337		338		359 1/2
Total salaries and wages	563,045		565,417		506,584
The difference between 1928 and 1927 is due to decrease in force, offset by minor promotions of apprentices, etc., \$2,372.					

## MUNICIPAL ENGINEERING DIVISION

Field service:					
Salaries and wages—					
Salary range, \$5,200 to \$6,000; average, \$5,600—					
Municipal engineer	1	5,400	1	5,400	1 5,400
Salary range, \$3,800 to \$5,000; average, \$4,400—					
Municipal engineer					1 4,800
Director of water purification	1	4,800	1	4,800	1 4,800
Superintendent	1	4,600	1	4,600	1 4,600
Chief chemist	1	4,320	1	4,320	1 4,320
Salary range, \$3,300 to \$3,900; average, \$3,600—					
Assistant engineers	2	3,800	2	3,800	1 3,800
General foremen	7	3,600	7	3,600	7 3,600

<sup>1</sup> Under the manual system in 1926 operators' salaries ranged from \$1,320 to \$2,300, but under the automatic system salaries have been standardized to \$1,740.

<sup>2</sup> Normal reduction account leave at lower rates, lost time, etc., practically offset by overtime.

## Estimates of appropriations required for the service of the fiscal year ending June 30, 1928—Continued

General object (title of appropriation), date of acts, references to Statutes at Large, or to Revised Statutes, and estimated amount required for each detailed object	Estimated expenditures, 1928 appropriation		Estimated expenditures, 1927 appropriation		Expended and obligated, 1925		Total amount to be appropriated under each head of appropriation	Amount appropriated for the fiscal year ending June 30, 1927
Maintenance and Operation, Panama Canal—Continued.								
MUNICIPAL ENGINEERING DIVISION—continued								
Field service—Continued.								
Salaries and wages—Continued.								
Salary range, \$3,000 to \$3,600; average, \$3,300—	Average—		Average—		Average—			
	No.	Salary	No.	Salary	No.	Salary		
Chief plumbing inspector	1	\$3,360	1	\$3,360	1	\$3,360		
Assistant chief chemists	1	3,300	1	3,300	1	3,300		
Superintendents, filter plants	3	3,300	3	3,300	3	3,300		
Junior engineers	2	3,300	2	3,300	2	3,300		
Office assistant	1	3,300	1	3,300	1	3,300		
Foremen	2	3,216	2	3,216	2	3,216		
Salary range, \$2,700 to \$3,300; average, \$3,000—								
Assistant general foreman	1	3,120	1	3,120	1	3,120		
Foremen	9	3,029	9	3,029	10	3,036		
Machinists	1½	3,040	1½	3,040	2	3,010		
Plumbing inspector	1½	3,060	1½	3,060	1½	3,060		
Meter inspector	1	3,000	1	3,000	1	3,000		
Incinerator operators	2½	2,952	2½	2,952	2½	2,952		
Junior engineer surveyors	1	2,900	1	2,900	2	2,900		
Salary range, \$2,400 to \$3,000; average, \$2,700—								
Foreman	1	2,880	1½	2,832	1	2,880		
Pump operators, Gamboa	3½	2,808	3½	2,808	3½	2,808		
Pump operators, relief	2	2,808	2	2,808	2	2,808		
Clerks	4	2,800	4	2,800	4	28,00		
Filter plant operators	3½	2,748	3½	2,748	3½	2,748		
Machinists	1½	2,724	1½	2,724	1½	2,724		
Pump operators	14	2,688	14	2,688	14	2,688		
Salary range, \$2,100 to \$2,700; average, \$2,400—								
Junior engineer surveyors	1	2,500	1	2,500	2	2,500		
Clerk	1	2,500	1	2,500	1	2,500		
Foreman	1	2,400	1	2,400	1	2,400		
Salary range, \$1,800 to \$2,400; average, \$2,100—								
Clerk	1	2,100	1	2,100	1	2,040		
Salary range, \$1,500 to \$1,800; average, \$1,680—								
Recorder	1	1,740	1	1,740	1½	1,740		
Salary range, \$1,320 to \$1,680; average, \$1,500—								
Clerks	3	1,520	3	1,520	1	1,500		
Salary range, \$1,140 to \$1,500; average, \$1,320—								
Clerks					2	1,320		
Recorders	2	1,260	2	1,260	2	1,260		
Foreman	1	1,200	1	1,200	1	1,200		
Alien employees: Artisans, chauffeurs, chainmen, checkers, firemen, foremen, gardeners, oilers, watchmen, scythemen, boys, laborers	550	600	600	600	700	593		
Differential reduction		563,923		595,291		650,830		
		6,726		6,726		6,726		
Total average number of employees	629½		680½		780½			
Total salaries and wages		557,197		588,565		644,104		
The difference between 1928 and 1927 is due to decrease in force, \$31,368.								
MECHANICAL DIVISION								
Field service:								
Salaries and wages—								
Salary range, \$6,000 to \$7,500; average, \$6,750—								
Superintendent	1	7,200	1	7,200	1	6,400		
Salary range, \$5,200 to \$6,000; average, \$5,600—								
Assistant superintendent	1	5,400	1	5,400	1	5,400		
Production superintendent	1	5,400	1	5,400	1	5,400		
Assistant superintendent	1	5,100	1	5,100	1	5,100		
Salary range, \$3,800 to \$5,000; average, \$4,400—								
Shop accountant	1	4,000	1	4,000	1	4,000		
Chief draftsman	1	4,500	1	4,500	1	4,500		
Master machinist	1	4,800	1	4,800	1	4,800		
Foremen	16	4,328	16	4,328	16	4,328		
Steam engineer rigger and diver	1	4,268	1	4,268	1	4,268		
Salary range, \$3,300 to \$3,900; average, \$3,600—								
Chief clerk	1	3,600	1	3,600	1	3,600		
Draftsman	1	3,619	1	3,619	1	3,619		
Foremen	3	3,700	3	3,700	3	3,700		
Planner, office	1	3,600	1	3,600	1	3,600		
Blacksmith, heavy forger	1	3,594	1	3,594	1	3,594		
Salary range, \$3,000 to \$3,600; average, \$3,300—								
Accountant	1	3,200	1	3,200	1	3,200		
Clerk	1	3,200	1	3,200	1	3,200		
Draftsman	1	3,444	1	3,444	1	3,444		
Planners	2	3,395	2	3,395	2	3,395		
Steam engineer	1	3,252	1	3,252	1	2,252		
Inspectors, car	3	3,314	3	3,314	3	3,314		
Pattern makers	2	3,245	2	3,245	2	3,245		
Instrument maker, leading man	1	3,320	1	3,320	1	3,320		
Boiler makers, leading man	4	3,170	4	3,170	4	3,170		
Machinists, leading man	8	3,194	8	3,194	8	3,194		
Painter, leading man	1	3,245	1	3,245	1	3,245		
Pipe fitter, leading man	1	3,395	1	3,395	1	3,395		
Saw filer, leading man	1	3,270	1	3,270	1	3,270		
Shipwright, leading man	1	3,270	1	3,270	1	3,270		
Carmen, leading men	2	3,245	2	3,245	2	3,245		



*Estimates of appropriations required for the service of the fiscal year ending June 30, 1928—Continued*

General object (title of appropriation), date of acts, references to Statutes at Large, or to Revised Statutes, and estimated amount required for each detailed object				Total amount to be appropriated under each head of appropriation	Amount appropriated for the fiscal year ending June 30, 1927
<i>Maintenance and Operation, Panama Canal—Continued.</i>					
	Estimated expenditures, 1928 appropriation	Estimated expenditures, 1927 appropriation	Expended and obligated, 1926		
<b>MECHANICAL DIVISION—continued</b>					
Field service—Continued.					
Salaries and wages—Continued.					
Salary range, \$2,700 to \$3,300; average, \$3,000—					
Accountants.....	2 \$3,000	2 \$3,000	2 \$3,000		
Draftsmen.....	3 3,145	3 3,145	3 3,145		
Foreman, yard.....	1 3,120	1 3,120	1 3,120		
Leader, molder.....	1 3,145	1 3,145	1 3,145		
Inspector, boiler.....	1 3,048	1 3,048	1 3,048		
Operator.....	1 3,096	1 3,096	1 3,096		
Pipe fitter and lead burner.....	1 3,095	1 3,095	1 3,095		
Pipe fitter, lead burner, and plumber.....	1 3,095	1 3,095	1 3,095		
Leading man ship fitter.....	1 3,145	1 3,145	1 3,145		
Clerk.....	1 2,900	1 2,900	1 2,900		
Blacksmiths, heavy fire.....	2 2,995	2 2,995	2 2,995		
Sheet-metal workers.....	9 2,920	9 2,920	9 2,920		
Inspector, scale.....	1 2,928	1 2,928	1 2,928		
Angle smith, heavy fire.....	1 2,995	1 2,995	1 2,995		
Watch and instrument maker.....	1 2,995	1 2,995	1 2,995		
Molders.....	10 2,995	10 2,995	10 2,995		
Painter, letterer, and grainer.....	1 2,920	1 2,920	1 2,920		
Pipe fitters.....	9 2,920	9 2,920	9 2,920		
Typewriter repairman.....	1 2,928	1 2,928	1 2,928		
Wiremen.....	2 2,920	2 2,920	2 2,920		
Salary range, \$2,400 to \$3,000; average, \$2,700—					
Clerks.....	2 2,700	2 2,700	2 2,700		
Layers out, boiler makers.....	2 2,870	2 2,870	2 2,870		
Layer out, machinist.....	1 2,870	1 2,870	1 2,870		
Leader machinist.....	1 2,870	1 2,870	1 2,870		
Angle smith and boiler maker.....	1 2,795	1 2,795	1 2,795		
Blacksmiths.....	5 2,696	5 2,696	5 2,696		
Boat builders.....	3 2,795	3 2,795	3 2,795		
Boiler makers.....	23 2,721	23 2,721	23 2,721		
Boiler maker and boiler maker special.....	1 2,795	1 2,795	1 2,795		
Boiler maker and boiler maker layer out.....	1 2,795	1 2,795	1 2,795		
Boiler makers and tank testers.....	3 2,795	3 2,795	3 2,795		
Boiler maker, hostler, and crane operator.....	1 2,622	1 2,622	1 2,622		
Cabinetmakers.....	5 2,795	5 2,795	5 2,795		
Carmen.....	11 2,771	11 2,771	11 2,771		
Craneman, electric.....	1 2,721	1 2,721	1 2,721		
Engineer, steam.....	1 2,748	1 2,748	1 2,748		
Engineer, steam.....	1 2,746	1 2,746	1 2,746		
Flange turner and anglesmith.....	1 2,820	1 2,820	1 2,820		
Hostlers.....	2 2,748	2 2,748	2 2,748		
Instrument makers.....	2 2,845	2 2,845	2 2,845		
Loftman.....	1 2,870	1 2,870	1 2,870		
Machinists.....	99 2,721	99 2,721	99 2,721		
Machinist and elevator inspector.....	1 2,795	1 2,795	1 2,795		
Painters.....	2 2,771	2 2,771	2 2,771		
Pipefitter.....	1 2,621	1 2,621	1 2,621		
Planing-mill hands.....	5 2,795	5 2,795	5 2,795		
Rigger.....	1 2,721	1 2,721	1 2,721		
Riveters.....	12 2,746	12 2,746	12 2,746		
Rivet tester and boiler maker.....	1 2,815	1 2,815	1 2,815		
Roller and blacksmith.....	1 2,845	1 2,845	1 2,845		
Shipfitters.....	20 2,671	20 2,671	20 2,671		
Ship joiners.....	3 2,795	3 2,795	3 2,795		
Shipwrights.....	12 2,795	12 2,795	12 2,795		
Toolmakers.....	7 2,895	7 2,895	7 2,895		
Electro platers.....	2 2,746	2 2,746	2 2,746		
Typewriter repairman.....	1 2,721	1 2,721	1 2,721		
Welders, electric.....	4 2,746	4 2,746	4 2,746		
Welder, electric and gas.....	1 2,685	1 2,685	1 2,685		
Welders, gas.....	10 2,621	10 2,621	10 2,621		
Salary range, \$2,100 to \$2,700; average, \$2,400—					
Clerks.....	4 2,325	4 2,325	4 2,325		
Accountants.....	2 2,450	2 2,450	2 2,450		
Machinists and cranimen.....	3 2,479	3 2,479	3 2,479		
Machinist.....	1 2,421	1 2,421	1 2,421		
Riggers.....	2 2,421	2 2,421	2 2,421		
Shipfitter.....	1 2,371	1 2,371	1 2,371		
Typewriter repairman.....	1 2,568	1 2,568	1 2,568		
Engineers, stationary, and helpers.....	3 2,296	3 2,296	3 2,296		
Salary range, \$1,860 to \$2,400; average, \$2,100—					
Clerks.....	2 2,070	2 2,070	2 2,070		
Watchmen.....	3 2,100	3 2,100	3 2,100		
Apprentices.....	3 2,097	3 2,097	3 2,097		
Steam engineer and helper.....	1 2,185	1 2,185	1 2,185		
Helper and cranimen.....	1 2,172	1 2,172	1 2,172		
Salary range, \$1,680 to \$2,040; average, \$1,860—					
Clerks.....	2 1,890	2 1,890	2 1,890		
Timekeeper.....	1 1,980	1 1,980	1 1,980		
Copyist.....	1 1,968	1 1,968	1 1,968		
Apprentices.....	2 1,822	2 1,822	2 1,822		
Helpers.....	4 1,847	4 1,847	4 1,847		
Painter.....	1 2,022	1 2,022	1 2,022		
Salary range, \$1,500 to \$1,960; average, \$1,680—					
Clerks.....	2 1,710	2 1,710	2 1,710		
Apprentices.....	2 1,622	2 1,622	2 1,622		
Helpers.....	11 1,663	11 1,663	11 1,663		
Salary range, \$1,140 to \$1,500; average, \$1,320—					
Tracer.....	1 1,296	1 1,296	1 1,296		
Clerks.....	2 1,320	2 1,320	2 1,320		
Apprentices.....	4 1,423	4 1,423	4 1,423		

*Estimates of appropriations required for the service of the fiscal year ending June 30, 1928—Continued*

General object (title of appropriation), date of acts, references to Statutes at Large, or to Revised Statutes, and estimated amount required for each detailed object	Total amount to be appropriated under each head of appropriation						Amount appropriated for the fiscal year ending June 30, 1927
<i>Maintenance and Operation, Panama Canal—Continued.</i>							
	Estimated expenditures, 1928 appropriation		Estimated expenditures, 1927 appropriation		Expended and obligated, 1926		
<b>MECHANICAL DIVISION—continued</b>							
Field service—Continued.							
Salaries and wages—Continued.							
Salary range, \$900 to \$1,140; average, \$1,020—							
Apprentices.....	<i>Average—</i> No. 2	<i>Salary</i> \$948	<i>Average—</i> No. 2	<i>Salary</i> \$948	<i>Average—</i> No. 2	<i>Salary</i> \$948	
Alien employees: Office helpers, messengers, boys, janitors, watchmen, foremen, artisans, storemen, firemen, oilers, chauffeurs, etc.....	790	590	790	590	790	590	
Gold labor—							
Additional for night work.....		1,563		1,563		1,563	
Additional for overtime.....		62,076		62,076		62,076	
Silver labor: Additional for overtime.....		21,277		21,277		21,277	
	1,741,850		1,741,850		1,741,050		
Differential reduction.....	24,133		24,133		23,333		
Total average number of employees.....	1,215		1,215		1,215		
Total salaries and wages.....	1,717,717		1,717,717		1,717,717		
Differential reduction includes Army and Navy pay as follows:							
Superintendent.....	7,200		7,200		7,200		
Assistant superintendent.....	5,100		5,100		5,100		
Watchman (Army, retired).....	1,134		1,134		1,134		
	13,434		13,434		12,634		
Actual differential.....	10,699		10,699		10,699		
<b>OFFICES IN THE UNITED STATES</b>							
Salaries and wages:							
Salary range, \$6,000 to \$7,500; average, \$6,750—							
General purchasing officer and chief of office.....	1	6,000	1	6,000	1	6,000	
Salary range, \$5,200 to \$6,000; average, \$5,600—							
Inspecting engineer.....	1	5,600	1	5,400	1	5,400	
Assistant auditor and legal adviser.....	1	5,200	1	5,200	1	5,200	
Salary range, \$3,800 to \$5,000; average, \$4,400—							
Chief clerk, purchasing department.....	1	4,400	1	4,400	1	4,400	
Assistant to the chief of office.....	1	4,000	1	4,000	1	4,000	
Inspector (assistant to the inspecting engineer).....	1	4,000	1	3,800	1	3,800	
Salary range, \$3,000 to \$3,600; average, \$3,300—							
Disbursing clerk.....	1	3,500	1	3,500	1	3,500	
Chief of division (employment and personnel).....	1	3,200	1	3,200	1	3,200	
Inspectors.....	2	3,000	2	3,000	2	2,952	
Salary range, \$2,400 to \$3,000; average, \$2,700—							
Chief clerk, accounting department.....	1	3,000	1	3,000	1	3,000	
Clerks.....	3	3,000	3	3,000	3	2,964	
Inspectors.....	14	2,500	14	2,500	13½	2,421	
Salary range, \$2,100 to \$2,700; average, \$2,400—							
Clerks.....	4	2,625	4	2,625	4	2,607	
Draftsman and office engineer.....	1	2,300	1	2,300	1½	1,926	
Inspectors.....	2	2,150	2	2,150	2	2,133	
Salary range, \$1,800 to \$2,400; average, \$2,100—							
Clerks.....	11	2,318	11	2,318	11	2,283	
Inspector.....	1	2,200	1	2,200	1	2,200	
Salary range, \$1,680 to \$2,040; average, \$1,860—							
Clerks.....	7	1,989	7	1,989	6½	1,917	
Salary range, \$1,500 to \$1,860; average, \$1,680—							
Clerks.....	23	1,710	23	1,710	21½	1,615	
Salary range, \$1,320 to \$1,680; average, \$1,500—							
Clerk.....	1	1,500	1	1,500	1	1,455	
Salary range, \$1,140 to \$1,500; average, \$1,320—							
Clerks.....	5	1,452	5	1,452	4½	1,406	
Salary range, \$1,020 to \$1,260; average, \$1,140—							
Messengers.....	8	1,155	8	1,155	8	1,145	
Salary range, \$900 to \$1,140; average, \$1,020—							
Assistant messengers.....	4	930	4	930	3½	901	
Payment to Panama Railroad Co. for services furnished by the assistant purchasing agent's office at New York City in connection with purchases and shipments for the Panama Canal.....	5,030		5,030		5,030		
Payment to Panama Railroad Co. for services furnished by the assistant purchasing agent's office at New Orleans, La., in connection with purchases and shipments for the Panama Canal.....	300		300		300		
Temporary employees (no particular number).....	1,000		2,000		650		
Total average number of employees.....	95		95		93½		
Total salaries and wages.....	214,990.00		215,590.00		208,923.19		
<b>RECAPITULATION</b>							
Executive office:							
Number of employees.....	148½		148½		146½		
Total salaries and wages.....	324,698.00		324,698.00		317,642.38		
Clubs and playgrounds:							
Number of employees.....	169		169		167½		
Total salaries and wages.....	155,648.00		155,648.00		148,280.18		

*Estimates of appropriations required for the service of the fiscal year ending June 30, 1928—Continued*

General object (title of appropriation), date of acts, references to Statutes at Large, or to Revised Statutes, and estimated amount required for each detailed object	Total amount to be appropriated under each head of appropriation		Amount appropriated for the fiscal year ending June 30, 1927
<i>Maintenance and Operation, Panama Canal—Continued.</i>			
	Estimated expenditures, 1928 appropriation	Estimated expenditures, 1927 appropriation	Expended and obligated, 1926
RECAPITULATION—continued			
Accounting department:			
Auditor's office—	Average—	Average—	Average—
Number of employees.....	No. Salary	No. Salary	No. Salary
Total salaries and wages.....	180 \$394,409.00	180 \$394,409.00	177 \$387,899.02
Paymaster's office—			
Number of employees.....	14	14	14
Total salaries and wages.....	39,274.00	39,274.00	38,556.96
Collector's office—			
Number of employees.....	17	17	15½
Total salaries and wages.....	47,939.00	47,939.00	44,963.70
Total accounting department—			
Number of employees.....	211	211	206½
Salaries and wages.....	481,622.00	481,622.00	471,419.68
Office engineer:			
Number of employees.....	20	22½	19½
Total salaries and wages.....	60,272.00	66,297.00	57,296.82
Meteorology and hydrography:			
Number of employees.....	22	22	22
Total salaries and wages.....	31,463.00	31,463.00	30,763.88
Surveys:			
Number of employees.....	29	29½	26½
Total salaries and wages.....	35,223.00	35,267.00	31,678.77
Supply department:			
Chief quartermaster's office—			
Number of employees.....	14½	14½	14½
Total salaries and wages.....	46,705.00	46,705.00	44,826.58
District quartermaster—			
Number of employees.....	335½	335½	333½
Total salaries and wages.....	225,425.00	225,425.00	220,879.75
General stores—			
Number of employees.....	294	294	293½
Total salaries and wages.....	250,122.00	250,122.00	249,461.24
Fuel oil plants—			
Number of employees.....	90½	90½	90½
Total salaries and wages.....	127,721.00	127,721.00	127,720.60
Animal and motor transportation—			
Number of employees.....	155½	155½	155½
Total salaries and wages.....	151,650.00	151,650.00	151,650.09
Motor car repair shop—			
Number of employees.....	67½	67½	67½
Total salaries and wages.....	78,058.00	78,058.00	78,058.10
Constructing quartermaster—			
Number of employees.....	865	865	642
Total salaries and wages.....	738,684.00	738,684.00	551,043.78
Panama Canal Press—			
Number of employees.....	91	91	89½
Total salaries and wages.....	81,063.00	81,063.00	77,379.28
Farm bureau—			
Number of employees.....	21	21	20½
Total salaries and wages.....	18,151.00	18,151.00	17,942.57
Hotel Tivoli—			
Number of employees.....	107½	107½	107½
Total salaries and wages.....	62,010.00	62,010.00	62,009.96
Total, supply department—			
Number of employees.....	2,042½	2,042½	1,815½
Total salaries and wages.....	1,779,589.00	1,779,589.00	1,580,071.95
Marine division:			
Marine superintendent—			
Number of employees.....	5½	5½	5½
Total salaries and wages.....	13,364.00	13,364.00	14,194.30
Port captain, Balboa—			
Number of employees.....	430	430½	423½
Total salaries and wages.....	527,260.00	522,201.00	495,094.57
Port captain, Cristobal—			
Number of employees.....	331½	331½	326½
Total salaries and wages.....	468,503.00	464,063.00	446,776.12
Lighthouse subdivision—			
Number of employees.....	89½	88½	83½
Total salaries and wages.....	102,930.00	100,761.00	93,292.66
Salvage section—			
Number of employees.....	46½	46½	42½
Total salaries and wages.....	62,248.00	62,248.00	56,833.95
Total, marine division—			
Number of employees.....	902½	901½	882
Salaries and wages.....	1,174,305.00	1,162,577.00	1,106,191.60
Locks, operation, and maintenance:			
Pacific locks—			
Number of employees.....	467	478½	516½
Total salaries and wages.....	639,202.00	656,225.00	692,489.30
Atlantic locks—			
Number of employees.....	283	421	276½
Total salaries and wages.....	384,269.00	558,063.00	374,296.96
Total locks, operation, and maintenance—			
Number of employees.....	750	899½	792½
Total salaries and wages.....	1,023,471.00	1,214,278.00	1,066,786.26

*Estimates of appropriations required for the service of the fiscal year ending June 30, 1928—Continued*

General object (title of appropriation), date of acts, references to Statutes at Large, or to Revised Statutes, and estimated amount required for each detailed object				Total amount to be appropriated under each head of appropriation	Amount appropriated for the fiscal year ending June 30, 1927
<b>Maintenance and Operation, Panama Canal—Continued.</b>					
	Estimated expenditures, 1928 appropriation	Estimated expenditures, 1927 appropriation	Expended and obligated, 1926		
<b>RECAPITULATION—continued</b>					
Gatun dam and backfill:	<i>Average—</i>	<i>Average—</i>	<i>Average—</i>		
Number of employees.....	No. 69	No. 69	No. 68		
Total salaries and wages.....	\$44,682.00	\$44,682.00	\$43,492.40		
Dredging division:					
Number of employees.....	997	1,040 <sup>1</sup>	958 <sup>1</sup>		
Total salaries and wages.....	1,109,051.00	1,148,121.00	1,049,020.99		
Electrical division:					
Number of employees.....	337	338	359 <sup>1</sup>		
Total salaries and wages.....	563,045.00	565,417.00	596,584.55		
Municipal engineering division:					
Number of employees.....	629 <sup>1</sup>	680 <sup>1</sup>	780 <sup>1</sup>		
Total salaries and wages.....	557,197.00	588,565.00	644,103.76		
Mechanical division:					
Number of employees.....	1,215	1,215	1,215		
Total salaries and wages.....	1,717,717.00	1,717,717.00	1,717,717.01		
Fortifications division:					
Total salaries and wages.....			175,835.19		
Injury and death payments:					
Total salaries and wages.....			43,906.18		
Total personal services, Isthmus maintenance and operation—					
Number of employees.....	7,541 <sup>1</sup>	7,788 <sup>1</sup>	7,460 <sup>1</sup>		
Total salaries and wages.....	9,057,883.00	9,315,841.00	9,081,691.60		
Offices in the United States:					
Number of employees.....	95	95	93 <sup>1</sup>		
Total salaries and wages.....	214,990.00	215,590.00	208,923.19		
Grand total maintenance and operation, Isthmus and offices in United States—					
Number of employees.....	7,636 <sup>1</sup>	7,883 <sup>1</sup>	7,553 <sup>1</sup>		
Salaries and wages.....	9,272,873.00	9,531,431.00	9,290,614.79		
Deduct expenditures for personal services included in account 32.....	190,000.00				
01 Total personal services.....	9,082,873.00	9,531,431.00	9,290,614.79		
<b>CONSOLIDATED STATEMENT OF THE NUMBER OF EMPLOYEES AND AVERAGE SALARIES BY RANGES FOR THE FIELD SERVICE</b>					
<b>Maintenance and operation:</b>					
<b>Salary range—</b>					
\$7,500 and over.....	5	5	3 <sup>1</sup>	8,391	
\$6,000 to \$7,500; average, \$6,750.....	10	10	10 <sup>1</sup>	6,075	
\$5,200 to \$6,000; average, \$5,600.....	10	10	10	5,241	
\$3,800 to \$5,000; average, \$4,400.....	146 <sup>1</sup>	144 <sup>1</sup>	134 <sup>1</sup>	4,469	
\$3,300 to \$3,900; average, \$3,600.....	207 <sup>1</sup>	207 <sup>1</sup>	193 <sup>1</sup>	3,612	
\$3,000 to \$3,600; average, \$3,300.....	304 <sup>1</sup>	305 <sup>1</sup>	296 <sup>1</sup>	3,222	
\$2,700 to \$3,300; average, \$3,000.....	246 <sup>1</sup>	253 <sup>1</sup>	253 <sup>1</sup>	2,997	
\$2,400 to \$3,000; average, \$2,700.....	479 <sup>1</sup>	486 <sup>1</sup>	467 <sup>1</sup>	2,721	
\$2,100 to \$2,700; average, \$2,400.....	127 <sup>1</sup>	127 <sup>1</sup>	123 <sup>1</sup>	2,401	
\$1,800 to \$2,400; average, \$2,100.....	87 <sup>1</sup>	86 <sup>1</sup>	88 <sup>1</sup>	2,101	
\$1,680 to \$2,040; average, \$1,860.....	67 <sup>1</sup>	67 <sup>1</sup>	62	1,827	
\$1,500 to \$1,860; average, \$1,680.....	63 <sup>1</sup>	62 <sup>1</sup>	81 <sup>1</sup>	1,646	
\$1,320 to \$1,680; average, \$1,500.....	18	19	16 <sup>1</sup>	1,453	
\$1,140 to \$1,500; average, \$1,320.....	40 <sup>1</sup>	41 <sup>1</sup>	38 <sup>1</sup>	1,308	
\$1,020 to \$1,260; average, \$1,140.....	9 <sup>1</sup>	9 <sup>1</sup>	9 <sup>1</sup>	1,187	
\$900 to \$1,140; average, \$1,020.....	19	19	18	1,030	
\$780 to \$1,020; average, \$900.....	10	10	11 <sup>1</sup>	863	
\$600 to \$780; average, \$690.....	1	1	1	720	
\$240 to \$420; average, \$330.....	7	7	7	300	
Alien employees.....	5,682	5,763	5,584	632	
Locks overhaul:					
Gold employees.....		33	10	2,894	
Alien employees.....		120	40	750	
Total.....	7,541	7,788 <sup>1</sup>	7,460 <sup>1</sup>	1,189	
Bonus paid employees for salvage work at sea.....	9,065,809	9,323,767		8,867,088	
Night and overtime pay.....	4,500	4,500		4,772	
	86,034	86,034		86,064	
Differential reduction.....	9,156,343	9,414,301		8,957,894	
	98,460	98,460		98,944	
Total salaries and wages, Isthmus.....	9,057,883	9,315,841		8,861,950	
<b>OFFICES IN THE UNITED STATES</b>					
01 Personal services.....	214,990.00	215,590.00		208,923.19	
Supplies and materials:					
0200 Stationery and office supplies.....	3,000.00	3,000.00		2,940.16	
0220 Scientific and educational supplies (reference books, subscriptions, etc.).....	400.00	400.00		353.27	
0280 Sundry supplies.....	300.00	300.00		443.86	
02 Total supplies and materials.....	3,700.00	3,700.00		3,737.29	

<sup>1</sup> \$190,000 deducted from total for personal services in 1928 on account of personal services included in permanent quarters, account 32, structures and parts.

*Estimates of appropriations required for the service of the fiscal year ending June 30, 1928—Continued*

General object (title of appropriation), date of acts, references to Statutes at Large, or to Revised Statutes, and estimated amount required for each detailed object				Total amount to be appropriated under each head of appropriation	Amount appropriated for the fiscal year ending June 30, 1927
<b>Maintenance and Operation, Panama Canal—Continued.</b>					
<b>OFFICES IN THE UNITED STATES—continued</b>					
	Estimated expenditures, 1928 appropriation	Estimated expenditures, 1927 appropriation	Expended and obligated, 1926		
Communication service:					
0500 Telegraph service.....	\$1,850.00	\$1,850.00	\$1,742.12		
0510 Telephone service.....	800.00	800.00	734.91		
0520 Other communication service.....	25.00	25.00	10.00		
05 Total communication service.....	2,675.00	2,675.00	2,487.03		
Travel expenses:					
0615 Transportation—					
Washington office.....	300.00	300.00	273.95		
Inspection service.....	9,600.00	8,300.00	9,545.66		
0116 Subsistence—					
Washington office.....	150.00	150.00	87.79		
Inspection service.....	17,200.00	16,000.00	16,177.46		
06 Total travel expenses.....	27,250.00	24,750.00	26,084.86		
07 Transportation of things (service).....	75.00	75.00	36.15		
08 Printing and binding.....	14,000.00	14,000.00	13,826.78		
09 Advertising and publication of notices (service).....	2,000.00	2,000.00	1,891.30		
11 Rent of buildings and structures.....	1,800.00	1,800.00	1,800.00		
13 Special and miscellaneous current expenses (payment to Panama Railroad Co. for Panama Canal's share of expenses of assistant purchasing agent's office in New York for rent, telephone, and miscellaneous supplies).....	1,570.00	1,570.00	1,569.96		
30 Furniture, furnishings, and fixtures.....	1,600.00	1,600.00	1,672.89		
Total, United States.....	289,660.00	267,760.00	262,029.45		
<b>ISTHMUS</b>					
01 Personal services.....	8,867,883.00	9,315,841.00	9,061,691.60		
Supplies and materials:					
0200 Stationery and office supplies.....	95,862.00	95,719.00	100,465.09		
0210 Medical and hospital supplies.....	1,150.00	1,150.00	1,142.71		
0220 Scientific and educational supplies.....	10,826.00	10,831.00	11,158.75		
0230 Fuel.....	587,948.00	637,321.00	597,535.20		
0240 Wearing apparel and sewing supplies.....	3,455.00	3,455.00	4,945.51		
0250 Forage and other supplies for animals.....	7,205.00	7,130.00	7,919.68		
0260 Provisions.....	178,066.00	180,369.00	187,874.27		
0270 Powder, explosives, etc.....	130,230.00	91,330.00	4,278.52		
0280 Sundry supplies.....	259,594.00	294,901.00	285,405.10		
0290 Materials.....	1,521,061.00	1,876,826.00	1,772,888.71		
02 Total supplies and materials.....	2,795,397.00	3,199,032.00	2,973,613.54		
Communication service:					
0500 Telegraph service.....	5,630.00	5,630.00	5,305.08		
0510 Telephone service.....	80,410.00	80,410.00	79,627.92		
05 Total communication service.....	86,040.00	86,040.00	84,933.00		
06 Travel expenses.....	38,628.00	39,553.00	24,684.49		
07 Transportation of things (service).....	259,364.00	270,685.00	284,007.19		
08 Printing and binding.....	18,700.00	19,700.00	18,364.39		
09 Advertising and publication of notices.....	80.00	60.00	56.44		
10 Furnishing of heat, light, power, water and electricity (service).....	3,770.00	3,770.00	4,002.44		
12 Repairs and alterations.....	98,000.00	98,500.00	76,864.36		
13 Special and miscellaneous current expenses.....	291,720.00	314,853.00	251,331.03		
13 Services and supplies for fortifications division.....	355,875.00	169,075.00	(Distributed)		
Equipment (includes livestock):					
3000 Passenger-carrying vehicles.....	5,050.00	5,050.00	10,304.48		
3010 Furniture, furnishings, and fixtures.....	34,310.00	25,165.00	33,516.32		
3020 Educational, scientific, and recreational equipment.....	11,086.00	5,096.00	5,741.93		
3040 Livestock.....	300.00	400.00	435.48		
3050 Other equipment.....	1,419,270.00	1,597,386.00	1,604,228.26		
30 Total equipment (includes livestock).....	1,470,016.00	1,633,097.00	1,654,226.47		
Structures and parts:					
3210 Other structures—					
Permanent quarters.....	499,943.00				
Municipal building.....	450,000.00				
Street and road improvements.....	40,000.00				
32 Total structures and parts.....	989,943.00	109,000.00	(Distributed)		
33 Stores purchased for resale.....	1,250,000.00	1,250,000.00	1,157,138.84		
Total Isthmus.....	16,525,336.00	16,509,206.00	15,610,912.79		
Offices in United States.....	269,660.00	267,760.00	262,029.45		
Grand total.....	16,794,996.00	16,776,966.00	15,872,943.24		

*Estimates of appropriations required for the service of the fiscal year ending June 30, 1928—Continued*

General object (title of appropriation), date of acts, references to Statutes at Large, or to Revised Statutes, and estimated amount required for each detailed object	Total amount to be appropriated under each head of appropriation		Amount appropriated for the fiscal year ending June 30, 1927
<b>Maintenance and Operation, Panama Canal—Continued.</b>			
	Estimated expenditures, 1928 appropriation	Estimated expenditures, 1927 appropriation	Expended and obligated, 1926
<b>RECAPITULATION, ISTHMUS AND UNITED STATES COMBINED</b>			
01 Personal services.....	\$9,082,873.00	\$9,531,431.00	\$9,290,614.79
02 Supplies and materials.....	2,799,097.00	3,202,732.00	2,977,350.83
05 Communication service.....	88,715.00	88,715.00	87,420.03
06 Travel expenses.....	65,878.00	64,363.00	50,769.35
07 Transportation of things.....	259,379.00	270,760.00	284,043.34
08 Printing and binding.....	32,700.00	33,700.00	32,191.17
09 Advertising and publication of notices.....	2,060.00	2,060.00	1,947.74
10 Water (Republic of Panama).....	3,770.00	3,770.00	4,002.44
11 Rents.....	1,800.00	1,800.00	1,800.00
12 Repairs and alterations.....	98,000.00	98,500.00	76,864.36
13 Special and miscellaneous current expenses.....	293,290.00	316,423.00	232,900.99
13 Services and supplies, fortifications division.....	355,875.00	169,075.00	(Distributed)
30 Equipment (including livestock).....	1,471,616.00	1,634,697.00	1,655,899.36
32 Structures and parts.....	989,943.00	109,000.00	(Distributed)
33 Stores purchased for resale.....	1,250,000.00	1,250,000.00	1,157,138.84
Total.....	16,794,996.00	16,776,966.00	15,872,943.24
Less amount included above for sales and services to commercial interests, Panama Railroad Co., Army, Navy, other departments and employees.....	9,522,807.00	8,054,211.90	9,025,750.96
Net Canal expenses.....	7,272,189.00	8,722,754.10	6,847,192.28
<b>CLASSIFICATION OF SALES AND SERVICES (REPAID TO APPROPRIATION)</b>			
01 Personal services.....	5,362,992.00	4,490,102.00	5,324,074.61
02 Supplies and materials.....	1,653,025.00	1,512,115.10	1,706,198.70
05 Communication service.....	52,382.00	51,885.00	50,096.88
06 Travel expenses.....	21,184.00	16,196.00	20,317.92
07 Transportation of things.....	153,150.00	127,834.80	162,773.71
10 Water (Republic of Panama).....	2,226.00	1,780.00	2,283.64
12 Repairs and alterations.....	58,000.00	35,500.00	44,143.29
13 Special and miscellaneous current expenses.....	72,797.00	69,131.00	73,482.01
13 Service and supplies, fortifications division.....	355,875.00	169,075.00	(Distributed)
30 Equipment.....	541,176.00	330,593.00	485,231.36
33 Stores purchased for resale.....	1,250,000.00	1,250,000.00	1,157,138.84
Total.....	9,522,807.00	8,054,211.90	9,025,750.96
<b>RECAPITULATION, NET CANAL EXPENSES (ISTHMUS AND UNITED STATES COMBINED)</b>			
01 Personal services.....	3,719,881.00	5,041,329.00	3,906,540.18
02 Supplies and materials.....	1,146,072.00	1,690,616.90	1,271,152.13
05 Communication service.....	36,333.00	36,830.00	37,323.15
06 Travel expense.....	44,694.00	48,107.00	30,451.43
07 Transportation of things.....	106,229.00	142,925.20	121,269.63
08 Printing and binding.....	32,700.00	33,700.00	32,191.17
09 Advertising and publication of notices.....	2,060.00	2,060.00	1,947.74
10 Water (Republic of Panama).....	1,544.00	1,990.00	1,708.80
11 Rents.....	1,800.00	1,800.00	1,800.00
12 Repairs and alterations.....	40,000.00	63,000.00	32,721.07
13 Special and miscellaneous current expenses.....	220,493.00	247,292.00	179,418.98
30 Equipment (including livestock).....	930,440.00	1,304,104.00	1,170,668.00
32 Structures and parts.....	989,943.00	109,000.00	Distributed.
Total.....	7,272,189.00	8,722,754.10	6,847,192.28
<b>RECAPITULATION OF NET CURRENT EXPENSES</b>			
Executive offices.....	256,300.00	255,300.00	244,685.41
Clubs and playgrounds.....	120,000.00	120,000.00	100,000.00
Accounting department.....	189,920.00	189,920.00	179,908.34
Offices in the United States.....	215,660.00	213,760.00	204,525.97
Office engineer.....	19,000.00	19,000.00	13,660.80
Meteorology and hydrography.....	38,110.00	38,110.00	36,228.18
Section of surveys.....	31,530.00	31,530.00	24,321.90
Operation of general storehouses.....	316,961.00	316,961.00	318,436.65
Public buildings and grounds.....	169,282.00	162,932.00	160,343.90
Maintenance laborers' quarters.....	95,000.00	95,000.00	94,873.80
Street lighting.....	21,000.00	21,000.00	18,868.68
Water for municipal purposes.....	23,400.00	23,400.00	23,400.00
Roads, sidewalks, and sewers.....	145,000.00	145,000.00	117,179.55
Printing and binding:			
Panama Canal press.....	17,500.00	18,500.00	17,271.98
Public Printer, Washington.....	15,200.00	15,200.00	14,919.19
Tracks, maintenance.....	30,000.00	30,000.00	30,223.43
Recruiting and repatriating employees.....	30,000.00	30,000.00	15,314.18
Transportation of employees, Isthmus.....	120,000.00	120,000.00	120,000.00
Compensation, injured employees.....	2,000.00	2,000.00	400.00
Marine division:			
Superintendence.....	14,153.00	14,153.00	14,424.27
Port captain's offices.....	185,000.00	185,000.00	182,363.63
Board of admeasurers.....	40,000.00	40,000.00	39,399.65
Pilotage.....	30,000.00	30,000.00	1,247.11
Tug and launch service.....	25,000.00	25,000.00	18,455.53
Aids to navigation.....	250,000.00	273,476.00	171,885.26
Total, marine division.....	544,153.00	567,629.00	427,775.45

*Estimates of appropriations required for the service of the fiscal year ending June 30, 1928—Continued*

General object (title of appropriation), date of acts, references to Statutes at Large, or to Revised Statutes, and estimated amount required for each detailed object

Total amount to be appropriated under each head of appropriation

Amount appropriated for the fiscal year ending June 30, 1927

*Maintenance and Operation, Panama Canal—Continued.*

	Estimated expenditures, 1928 appropriation	Estimated expenditures, 1927 appropriation	Expended and obligated, 1926
<b>RECAPITULATION OF NET CURRENT EXPENSES—contd.</b>			
<b>Locks, operation and maintenance—</b>			
Gatun locks.....	\$481,190.00	\$451,050.00	\$477,601.67
Gatun locks, overhaul.....		528,684.00	
Gatun locks, cribbing.....	27,000.00		
Pedro Miguel locks.....	368,700.00	385,025.00	359,618.94
Pedro Miguel locks, overhaul.....			177,932.86
Miraflores locks.....	450,815.00	464,650.00	441,602.32
Pacific locks, cribbing.....		43,000.00	
Total locks.....	1,327,705.00	1,872,409.00	1,456,755.79
Gatun Dam maintenance.....	50,000.00	62,000.00	44,084.39
Gatun Spillway.....	5,025.00	5,025.00	6,698.03
Damage to vessels.....	50,000.00	50,000.00	4,675.12
Channel maintenance, dredging.....	2,359,500.00	2,349,615.10	1,872,360.68
Removing floating obstructions.....	30,000.00	30,000.00	28,612.79
Floating derricks, maintenance.....	60,000.00	60,000.00	66,505.75
Total, dredging division.....	2,449,500.00	2,439,615.10	1,967,479.22
Total net current expenses.....	6,282,246.00	6,844,291.10	5,642,029.96
Capital additions.....	989,943.00	1,878,463.00	1,205,162.32
Permanent quarters.....	\$499,943		
Municipal building, Cristobal.....	450,000		
Street and road improvements.....	40,000		
Total expenditures.....	7,272,189.00	8,722,754.10	6,847,192.28
Total available.....		7,344,534.00	8,567,601.38
Balance, 1926 transferred to 1927 and 1928.....	342,189.00	1,378,220.10	1,720,409.10
Reserves available for expenditure.....	1,100,000.00		
Required to be appropriated for 1928.....	5,830,000.00		

*Sanitation, Canal Zone, Panama Canal—*

For sanitation, quarantine, hospitals, and medical aid and support of the insane and of lepers, and aid and support of indigent persons legally within the Canal Zone, including expenses of their deportation when practicable, and the purchase of artificial limbs or other appliances for indigent persons who were injured in the service of the Isthmian Canal Commission or the Panama Canal prior to September 7, 1916, and including additional compensation to any officer of the United States Public Health Service detailed with the Panama Canal as chief quarantine officer (*acts Aug. 24, 1912, vol. 37, p. 560, secs. 1-14; Apr. 15, 1926, vol. 44, p. 296*)

\$670,000.00

\$670,000.00

	Estimated expenditures, 1928 appropriation	Estimated expenditures, 1927 appropriation	Expended and obligated, 1926
<b>HEALTH DEPARTMENT</b>			
<b>Field service:</b>			
Salary and wages—			
Salary range, \$7,500 and over—	<i>Average—</i>	<i>Average—</i>	<i>Average—</i>
Chief health officer.....	No. 1 Salary \$8,200	No. 1 Salary \$8,200	No. 1 Salary \$8,200
Salary range, \$6,000 to \$7,500; average, \$6,750—			
Chief health officer.....	1 7,000	1 7,000	1 7,000
Superintendent, Ancon Hospital.....	1 7,000	1 7,000	1 7,000
Chief of medical clinic.....	1 7,000	1 7,000	1 7,000
Chief of surgical clinic.....	1 7,000	1 7,000	1 7,000
Assistant chief health officer.....	1 6,000	1 6,000	1 6,000
Chief quarantine officer.....	1 6,000	1 6,000	1 6,000
Salary range, \$5,200 to \$6,000; average, \$5,600—			
Assistant chief health officer.....			1 5,400
Chief quarantine officer.....			1 5,400
Chief board of health laboratory.....	1 5,800	1 5,800	1 5,400
Salary range, \$3,800 to \$5,000; average, \$4,400—			
Chief ear and eye clinic.....	1 4,800	1 4,800	1 4,800
Chief X-ray clinic.....	1 4,800	1 4,800	1 4,800
Assistant to superintendent.....	1 4,800	1 4,800	1 4,800
Superintendents, Colon Hospital and Corozal Hospital.....	2 4,800	2 4,800	2 4,800
Quarantine officer, Cristobal.....	1 4,800	1 4,800	1 4,800
Quarantine officer, Balboa.....	1 4,600	1 4,600	1 4,600
Chief radiotherapy clinic.....	1 4,400	1 4,400	1 4,400
Assistant chief medical clinic.....	1 4,800	1 4,800	1 4,400
Assistant chief surgical clinic.....	1 4,800	1 4,800	1 4,400
Assistant chief ear and eye clinic.....	1 4,400	1 4,400	1 4,400
Physician, obstetrician.....	1 4,400	1 4,400	1 4,400
District physicians.....	2 4,500	2 4,500	2 4,500
Bacteriologist.....	1 4,400	1 4,400	1 4,400

## Estimates of appropriations required for the service of the fiscal year ending June 30, 1928—Continued

General object (title of appropriation), date of acts, references to Statutes at Large, or to Revised Statutes, and estimated amount required for each detailed object	Estimated expenditures, 1928 appropriation		Estimated expenditures, 1927 appropriation		Expended and obligated, 1926		Total amount to be appropriated under each head of appropriation	Amount appropriated for the fiscal year ending June 30, 1927
Sanitation, Canal Zone, Panama Canal—Continued.								
HEALTH DEPARTMENT—continued								
Field service—Continued.								
Salaries and wages—Continued.								
Salary range, \$3,800 to \$5,000; average, \$4,400—Con.	Average—		Average—		Average—			
	No.	Salary	No.	Salary	No.	Salary		
Pathologist.....	1	\$4,400	1	\$4,400	1	\$4,400		
Chemist.....	1	4,400	1	4,400	1	4,400		
Supervising veterinarian and meat inspector.....	1	3,900	1	3,900	1	3,900		
Physicians.....	4	3,975	4	3,975	4	3,975		
Health officer, Panama.....	1	4,800	1	4,800	1	4,800		
Health officer, Colon.....	1	4,400	1	4,400	1	4,400		
Salary range, \$3,300 to \$3,900; average, \$3,600—								
Office assistant.....	1	3,600	1	3,600	1	3,600		
Executive assistant.....	1	3,700	1	3,700	1	3,700		
Physicians.....	7	3,600	7	3,600	7	3,600		
Salary range, \$3,000 to \$3,600; average, \$3,300—								
Veterinarians and meat inspectors.....	2	3,300	2	3,300	1	3,300		
Physician.....	11	3,300	11	3,300	10	3,300		
Sanitary inspectors.....	1	3,200	1	3,200	1	3,200		
Superintendent, Palo Seco Leper Colony.....	1	3,360	1	3,360	1	3,360		
General mechanic.....	18	3,120	18	3,120	18	3,056		
Salary range, \$2,700 to \$3,300; average, \$3,000—								
Physicians.....	1	3,000	1	3,000	1	3,000		
Clerk.....	1	3,175	1	3,175	1	3,175		
Carpenter, foreman.....	1	3,000	1	3,000	1	2,900		
Veterinarian.....	2	3,000	2	3,000	2	3,000		
Quarantine inspectors.....	1	3,000	1	3,000	1	3,000		
Sanitary inspector.....	1	3,000	1	3,000	1	2,900		
Veterinarian and meat inspector.....	1	2,700	1	2,700	1	2,700		
Pharmacist, senior.....	1	2,700	1	2,700	1	2,700		
Salary range, \$2,400 to \$3,000; average, \$2,700—								
Assistant chemist.....	1	2,700	1	2,700	1	2,700		
Embalmer-cremator.....	2	2,600	2	2,600	2	2,600		
Laboratory technicians.....	4	2,725	4	2,725	4	2,725		
Chief clerks.....	1	2,600	1	2,600	1	2,600		
Pharmacist.....	1	2,800	1	2,800	1	2,800		
Clerk.....	3	2,500	3	2,500	3	2,500		
Salary range, \$2,100 to \$2,700; average, \$2,400—								
Laboratory technicians.....	1	2,640	1	2,640	1	2,400		
Chief nurse.....	1	2,580	1	2,580	1	2,580		
Foreman chauffeur.....	1	2,600	1	2,600	1	2,500		
Storekeeper.....	1	2,500	1	2,300	1	2,500		
Pharmacist.....	1	2,600	1	2,600	1	2,400		
Dispensary assistant, general relief.....	1	2,400	1	2,400	1	2,400		
General mechanic.....	1	2,700	1	2,700	1	2,400		
Sanitary inspector.....	4	2,425	4	2,425	3½	2,356		
Clerks.....	3	2,113	3	2,113	2	2,150		
Salary range, \$1,860 to \$2,400; average, \$2,100—								
Clerks.....	7	2,111	7	2,111	7	2,088		
Dispensary assistants.....	10	2,040	10	2,040	10	2,040		
Head nurses.....	1	2,100	1	2,100	1	2,100		
Stewardess.....	2	2,220	2	2,220	2	2,220		
Chief nurses.....	1	2,100	1	2,100	1	2,100		
Vaccinator.....	1	1,800	1	1,800	1	1,800		
Salary range, \$1,680 to \$2,040; average, \$1,860—								
Stewardess.....	1	1,800	1	1,800	2	1,860		
Clerks.....	2	1,860	2	1,860	2	1,860		
Nurses, male.....	1	1,800	1	1,800	1	1,800		
Nurse, female.....	3	1,680	3	1,680	1	1,680		
Salary range, \$1,500 to \$1,860; average, \$1,680—								
Clerks.....	2	1,650	2	1,650	1	1,620		
Laboratory technicians.....	32	1,643	32	1,643	23	1,633		
Nurses, female.....	3	1,720	3	1,720	3	1,680		
Nurses, male.....	2	1,470	2	1,470	1	1,440		
Salary range, \$1,320 to \$1,680; average, \$1,500—								
Clerks.....	47	1,457	47	1,457	55	1,473		
Nurses, female.....	2	1,560	2	1,560	2	1,500		
Nurses, male.....	1	1,200	1	1,200	1½	1,354		
Salary range, \$1,140 to \$1,500; average, \$1,320—								
Clerks.....	6	900	6	900	6	900		
Foreman.....	826	440	826	440	826	440		
Salary range, \$780 to \$1,020; average, \$900—								
Internes.....	942,746	102,020	942,746	102,020	930,735	101,648		
Allen employees: Office helpers, chauffeurs, cooks, foremen, janitors, watchmen, messengers, maids, attendants, artisans, broom makers, scavengers, cemetery men.....	1,056	840,726	1,056	840,726	1,052½	829,087		
Differential reduction.....	98,256	3,764	98,256	3,764	97,884	3,764		
Total average number of employees.....	840,726.00	840,726.00	840,726.00	840,726.00	829,086.82			
Total salaries and wages.....								
Army pay included in differential.....								
Actual differential.....								
01 Total personal services.....								



*Estimates of appropriations required for the service of the fiscal year ending June 30, 1928—Continued*

General object (title of appropriation), date of acts, references to Statutes at Large, or to Revised Statutes, and estimated amount required for each detailed object				Total amount to be appropriated under each head of appropriation	Amount appropriated for the fiscal year ending June 30, 1927
<i>Sanitation, Canal Zone, Panama Canal—Continued.</i>					
	Estimated expenditures, 1928 appropriation	Estimated expenditures, 1927 appropriation	Expended and obligated, 1926		
<b>HEALTH DEPARTMENT—continued</b>					
Supplies and materials:					
0200 Stationery and office supplies.....	\$11,100.00	\$11,100.00	\$10,935.89		
0210 Medical and hospital supplies.....	53,500.00	53,500.00	53,430.76		
0220 Scientific and educational supplies.....	1,100.00	1,100.00	1,080.86		
0230 Fuel.....	13,050.00	13,050.00	13,317.03		
0240 Wearing apparel and sewing supplies.....	1,000.00	1,000.00	845.76		
0250 Forage and other supplies for animals.....	9,507.00	9,507.00	9,364.18		
0260 Provisions.....	173,100.00	173,100.00	172,512.21		
0270 Powder, projectiles, explosives, etc.....	100.00	100.00	137.67		
0280 Sundry supplies.....	9,640.00	9,640.00	9,775.45		
0290 Material.....	34,660.00	34,660.00	32,827.82		
02 Total supplies and materials.....	306,757.00	306,757.00	304,207.63		
05 Telephone service.....	12,000.00	12,000.00	12,069.89		
06 Travel expenses.....	16,200.00	16,200.00	15,889.00		
07 Transportation of things (service).....	51,100.00	51,100.00	51,248.95		
08 Printing and binding.....	850.00	850.00	629.30		
10 Furnishing of electric light and water.....	32,450.00	32,450.00	32,518.17		
11 Rent of buildings.....	5,500.00	5,500.00	4,752.05		
12 Repairs and alterations.....	13,474.00	14,077.11	13,202.91		
13 Special and miscellaneous current expenses.....	68,750.00	68,750.00	68,192.92		
Equipment (includes livestock):					
3000 Passenger-carrying vehicles.....			863.12		
3010 Furniture, furnishings, and fixtures.....	1,200.00	1,200.00	1,313.20		
3020 Educational, scientific, and recreational equipment.....	18,670.00	18,670.00	18,666.91		
3040 Livestock.....	1,000.00	1,000.00	4,956.50		
3050 Other equipment.....	12,523.00	12,523.00	9,619.79		
30 Total equipment (includes livestock).....	33,393.00	33,393.00	35,419.52		
32 Other structures.....			9,245.87		
33 Stores purchased for resale.....	20,000.00	20,000.00	20,817.91		
Total.....	1,401,200.00	1,401,803.11	1,397,280.94		
CLASSIFICATIONS OF ESTIMATED COLLECTIONS (REPAID TO APPROPRIATIONS)					
01 Personal services.....	448,393.00	448,393.00	438,114.10		
02 Supplies and materials.....	163,806.00	163,806.00	160,752.35		
05 Communication service.....	6,400.00	6,400.00	6,378.09		
06 Travel expense.....	8,640.00	8,640.00	8,396.22		
07 Transportation of things.....	27,254.00	27,254.00	27,081.47		
10 Furnishing of electric light and water.....	17,307.00	17,307.00	17,183.67		
11 Rent of buildings.....	2,933.00	2,933.00	2,511.12		
13 Special and miscellaneous current expenses.....	36,667.00	36,967.00	36,035.17		
33 Stores purchased for resale.....	20,000.00	20,000.00	20,817.91		
53 Miscellaneous refunds.....			26,501.51		
Total.....	731,200.00	731,500.00	743,771.51		
RECAPITULATION, NET CURRENT EXPENSES					
01 Personal services.....	392,333.00	392,333.00	390,972.72		
02 Supplies and material.....	143,151.00	143,151.00	143,455.28		
05 Communication services.....	5,600.00	5,600.00	5,691.80		
06 Travel expenses.....	7,560.00	7,560.00	7,492.78		
07 Transportation of things.....	23,846.00	23,846.00	24,167.48		
08 Printing and binding.....	850.00	850.00	629.30		
10 Furnishing of electric light and water.....	15,143.00	15,143.00	15,334.60		
11 Rent of buildings.....	2,567.00	2,567.00	2,240.93		
12 Repairs and alterations.....	13,474.00	14,077.11	13,202.91		
13 Special and miscellaneous current expenses.....	32,083.00	31,783.00	32,157.75		
30 Equipment (includes livestock).....	33,393.00	33,393.00	35,419.52		
32 Structures and parts.....			9,245.87		
53 Miscellaneous refunds.....			(26,501.51)		
Total.....	670,000.00	670,303.11	653,509.43		
RECAPITULATION					
01 Personal services.....	840,726.00	840,726.00	829,086.82		
02 Supplies and materials.....	306,757.00	306,757.00	304,207.63		
05 Communication service.....	12,000.00	12,000.00	12,069.89		
06 Travel expenses.....	16,200.00	16,200.00	15,889.00		
07 Transportation of things (service).....	51,100.00	51,100.00	51,248.95		
08 Printing and binding.....	850.00	850.00	629.30		
10 Furnishing of electric light and water.....	32,450.00	32,450.00	32,518.17		
11 Rent of buildings.....	5,500.00	5,500.00	4,752.05		
12 Repairs and alterations.....	13,474.00	14,077.11	13,202.91		
13 Special and miscellaneous current expenses.....	68,750.00	68,750.00	68,192.92		
30 Equipment (includes livestock).....	33,393.00	33,393.00	35,419.52		
32 Structures and parts.....			9,245.87		
33 Stores purchased for resale.....	20,000.00	20,000.00	20,817.91		
Total.....	1,401,200.00	1,401,803.11	1,397,280.94		
Less estimated collections.....	731,200.00	731,500.00	743,771.51		
Current expenses.....	670,000.00	670,303.12	653,509.43		
Amount appropriated and available, 1926.....			653,812.54		
Savings, 1926, carried to 1927.....		303.11	303.11		
Regular appropriation for 1927.....		670,000.00			
Amount required to be appropriated.....	670,000.00				

## Estimates of appropriations required for the service of the fiscal year ending June 30, 1928—Continued

General object (title of appropriation), date of acts, references to Statutes at Large, or to Revised Statutes, and estimated amount required for each detailed object	Total amount to be appropriated under each head of appropriation	Amount appropriated for the fiscal year ending June 30, 1927
Civil Government, Panama Canal and Canal Zone— For civil government of the Panama Canal and Canal Zone, including salaries of district judge, \$7,500; district attorney, \$5,000; marshal, \$5,000; and gratuities and necessary clothing for indigent discharged prisoners (acts Aug. 24, 1912, vol. 37, p. 560, secs. 1-14; Apr. 15, 1926, vol. 44, p. 295).....	\$1, 100, 000. 00	\$999, 980. 00

*Estimates of appropriations required for the service of the fiscal year ending June 30, 1928—Continued*

General object (title of appropriation), date of acts, references to Statutes at Large, or to Revised Statutes, and estimated amount required for each detailed object	Total amount to be appropriated under each head of appropriation		Amount appropriated for the fiscal year ending June 30, 1927
Civil Government, Panama Canal and Canal Zone—Continued.			
	Estimated expenditures, 1928 appropriation	Estimated expenditures, 1927 appropriation	Expended and obligated, 1926
SCHOOLS—continued			
Field service—Continued.			
Salaries and wages—Continued.			
Salary range, \$3,000 to \$3,600; average, \$3,300—	Average—	Average—	Average—
Assistant superintendent of schools, lower grades.	No. 1 Salary \$3,400	No. 1 Salary \$3,300	No. 1 1/2 \$3,700
Grade-school principal, Balboa.	1 3,200	1 2,955	1 2,940
Salary range, \$2,700 to \$3,300; average, \$3,000—			
High-school principal, Cristobal.	1 2,853	1 2,664	1 2,799
Salary range, \$2,400 to \$3,000; average, \$2,700—			
Supervisor of music.	1 2,816	1 2,655	1 2,664
Assistant to principal, Balboa.			
Salary range, \$2,100 to \$2,700; average, \$2,400—			
Grade-school principal, Cristobal.	3 2,628	2 2,439	1 2,511
High-school teachers.	1 2,601	1 2,547	3 2,439
Supervisor of penmanship.	1 2,664	1 2,376	1 2,430
Assistant to principal, Cristobal.	1 2,529	1 2,376	
Line teacher.	1 2,529	1 2,376	1 2,376
Grade-school principal, Ancon.			1 2,376
Salary range, \$1,860 to \$2,400; average, \$2,100—			
Line teachers.	18 2,139	19 1,986	19 1,986
High-school teachers.	15 2,326	16 2,212	15 2,150
Grade-school principals.	2 2,133	2 2,043	2 1,989
Salary range, \$1,680 to \$2,040; average, \$1,860—			
Grade-school teachers.	22 1,906	27 1,785	21 1,767
Grade-school principal, Gatun.	1 1,881	1 1,755	1 1,755
Salary range, \$1,500 to \$1,860; average, \$1,680—			
Grade-school teachers.	18 1,746	12 1,620	17 1,620
Salary range, \$600 to \$780; average, \$690—			
Teachers, Alhajuela.			3 683
Alien employees: Principal and teachers of colored schools.	54 934	47 702	47 702
Differential reduction.	239,357 290	218,024 290	218,727 290
Total average number of employees.	144	137	140 1/2
Total salaries and wages.	239,067	217,734	218,437
The difference between 1928 and 1927 is due to—			
7 additional teachers, 9 months.	\$4,914		
7 additional teachers, 3 months.	1,624		
47 present teachers, 3 months.	10,904		
Increase in salaries.	3,891		
Total increase.	21,333		
POLICE AND PRISONS			
Field service:			
Salaries and wages—			
Salary range, \$3,800 to \$5,000; average, \$4,400—			
Chief of division <sup>1</sup> .	1 4,800	1 4,800	1 4,800
Salary range, \$3,300 to \$3,900; average, \$3,600—			
Inspector.	1 4,062	1 3,780	1 3,780
Captains.	3 3,750	3 3,480	3 3,480
Salary range, \$2,700 to \$3,300; average, \$3,000—			
Lieutenants.	5 3,375	5 3,132	5 3,132
Sergeants.	5 3,000		
Salary range, \$2,400 to \$3,000; average, \$2,700—			
Sergeants.	10 2,820	15 2,728	15 2,728
Policemen.	55 2,625		
Salary range, \$2,100 to \$2,700; average, \$2,400—			
Policemen.	30 2,375	55 2,436	55 2,436
Salary range, \$1,860 to \$2,400; average, \$2,100—			
Policemen.	8 2,250	38 2,183	38 2,183
Salary range, \$1,680 to \$2,040; average, \$1,860—			
Policemen.	11 1,860	11 1,860	11 1,860
Alien employees: Policemen.	44 809	44 800	44 799
Differential reduction.	353,284 1,243	346,190 1,243	345,750 1,243
Total average number of employees.	172 1/2	172 1/2	172 1/2
Total salaries and wages.	352,041	344,947	344,507
The difference between 1928 and 1927 is due to increase in salaries, \$7,094.			
FIRE PROTECTION			
Field service:			
Salaries and wages—			
Salary range, \$3,800 to \$5,000; average, \$4,400—			
Chief of division.	1 4,800	1 4,800	1 4,800
Salary range, \$3,300 to \$3,900; average, \$3,600—			
Inspector.	1 3,812	1 3,600	1 3,600
Salary range, \$2,700 to \$3,300; average, \$3,000—			
Captains.	2 3,135	2 2,904	2 2,904
Motor inspector.	1 2,928	1 2,928	1 2,928
Salary range, \$2,400 to \$3,000; average, \$2,700—			
Lieutenants.	6 2,937	6 2,724	6 2,724

<sup>1</sup> Charged to fire protection, 50 per cent.

## Estimates of appropriations required for the service of the fiscal year ending June 30, 1928--Continued

General object (title of appropriation), date of acts, references to Statutes at Large, or to Revised Statutes, and estimated amount required for each detailed object	Total amount to be appropriated under each head of appropriation		Amount appropriated for the fiscal year ending June 30, 1927
Civil Government, Panama Canal and Canal Zone—Continued.			
	Estimated expenditures, 1928 appropriation	Estimated expenditures, 1927 appropriation	Expended and obligated, 1926
FIRE PROTECTION—continued			
Field service—Continued.			
Salaries and wages—Continued.			
Salary range, \$2,100 to \$2,700; average, \$2,400—	Average—	Average—	Average—
Sergeants.....	No. 4 Salary \$2,750	No. 4 Salary \$2,556	No. 4 Salary \$2,556
Firemen.....	15 2,625	15 2,436	15 2,436
Salary range, \$1,860 to \$2,400; average, \$2,100—			
Firemen.....	11 2,330	8 2,163	8 2,163
Salary range, \$1,680 to \$2,040; average, \$1,860—			
Firemen.....	4 1,860	7 1,860	7 1,860
Differential reduction.....	110,570 799	108,168 799	108,168 799
Total average number of employees.....	44½	44½	44½
Total salaries and wages.....	109,771	107,369	107,369
The difference between 1928 and 1927 is due to increase in salaries, \$2,402.			
DISTRICT COURT			
Field service:			
Salaries and wages—			
Salary range, \$7,500 and over—			
District judges.....	1½ 9,000	1½ 9,000	1½ 9,000
Deduct allowance for quarters, light, etc.....	1,500	1,500	1,500
Cash payment.....	7,500	7,500	7,500
Salary range, \$3,300 to \$3,900; average, \$3,600—			
Clerk of court.....	1 3,600	1 3,600	1 3,600
Salary range, \$2,700 to \$3,300; average, \$3,000—			
Court reporter.....	1 3,000	1 3,000	1 3,000
Salary range, \$2,400 to \$3,000; average, \$2,700—			
Clerks.....	2 2,700	2 2,700	2 2,700
Alien employees: Office helpers.....	3 770	3 770	2½ 862
Differential reduction.....	23,685 67	23,685 67	23,243 67
Total average number of employees.....	8½	8½	7½
Total salaries and wages.....	23,618	23,618	23,176
DISTRICT ATTORNEY			
Field service:			
Salaries and wages—			
Salary range, \$3,800 to \$5,000; average, \$4,400—			
District attorney.....	1 6,200	1 6,200	1 6,200
Deduct allowance for quarters, light, etc.....	1,200	1,200	1,200
Cash payment.....	5,000	5,000	5,000
Salary range, \$3,300 to \$3,900; average, \$3,600—			
Assistant district attorney.....	1 3,900	1 3,900	1 3,900
Salary range, \$2,400 to \$3,000; average, \$2,700—			
Clerk.....	1 2,800	1 2,800	1 2,800
Differential addition.....	11,700	11,700	11,700 32
Total average number of employees.....	3	3	3
Total salaries and wages.....	11,700	11,700	11,732
UNITED STATES MARSHAL			
Field service:			
Salaries and wages—			
Salary range, \$3,800 to \$5,000; average, \$4,400—			
Marshal.....	1 6,200	1 6,200	1½ 6,200
Deduct allowance for quarters, light, etc.....	1,200	1,200	1,200
Cash payment.....	5,000	5,000	5,000
Salary range, \$2,400 to \$3,000; average, \$2,700—			
Deputy marshal.....	1 2,600	1 2,600	1 2,600
Differential reduction.....	7,600	7,600	7,600 1486
Total average number of employees.....	2	2	1½
Total salaries and wages.....	7,600	7,600	7,114
MAGISTRATES' COURTS			
Field service:			
Salaries and wages—			
Salary range, \$3,300 to \$3,900; average, \$3,600—			
Magistrates.....	2½ 3,600	2½ 3,600	2½ 3,600
Salary range, \$2,100 to \$2,700; average, \$2,400—			
Constables.....	2½ 2,625	2½ 2,436	2½ 2,436
Alien employees: Office helpers.....	2 960	2 960	2 960
Total average number of employees.....	6½	6½	6½
Total salaries and wages.....	16,747	16,604	16,404
The difference between 1928 and 1927 is due to increase in salaries, \$143.			

<sup>1</sup> Differential reduction in 1926 of \$486 is due to the marshal's position being vacant for slightly more than 1 month. This condition will not exist in 1927 and 1928.

*Estimates of appropriations required for the service of the fiscal year ending June 30, 1928—Continued*

General object (title of appropriation), date of acts, references to Statutes at Large, or to Revised Statutes, and estimated amount required for each detailed object				Total amount to be appropriated under each head of appropriation	Amount appropriated for the fiscal year ending June 30, 1927
<i>Civil Government, Panama Canal and Canal Zone—Continued.</i>					
	Estimated expenditures, 1928 appropriation	Estimated expenditures, 1927 appropriation	Expended and obligated, 1926		
<b>RECAPITULATION</b>					
Civil affairs and customs:	<i>Average—</i>	<i>Average—</i>	<i>Average—</i>		
Number of employees.....	No. 16½	No. 16½	No. 16½		
Total salaries and wages.....	Salary \$43,377	Salary \$43,377	Salary \$42,079		
Bureau of posts:					
Number of employees.....	68½	69½	68½		
Total salaries and wages.....	123,294	120,997	120,088		
Division of schools:					
Number of employees.....	144	137	140½		
Total salaries and wages.....	239,067	217,734	218,437		
Police and fire division:					
Police and prisons:					
Number of employees.....	172½	172½	172½		
Total salaries and wages.....	352,041	344,947	344,507		
Fire protection:					
Number of employees.....	44½	44½	44½		
Total salaries and wages.....	109,771	107,369	107,369		
Total police and fire division—					
Number of employees.....	217	217	217		
Total salaries and wages.....	461,812	452,316	451,876		
District court:					
Number of employees.....	8½	8½	7½		
Total salaries and wages.....	23,618	23,618	23,176		
District attorney:					
Number of employees.....	3	3	3		
Total salaries and wages.....	11,700	11,700	11,732		
United States marshal:					
Number of employees.....	2	2	1½		
Total salaries and wages.....	7,600	7,600	7,114		
Magistrates' courts:					
Number of employees.....	6½	6½	6½		
Total salaries and wages.....	16,747	16,604	16,404		
Total personal services, civil government—					
Number of employees.....	466½	459½	461½		
Total salaries and wages.....	927,215	893,946	890,906		
<b>CONSOLIDATED STATEMENT OF THE NUMBER OF EMPLOYEES AND AVERAGE SALARIES BY RANGES FOR THE FIELD SERVICE</b>					
Civil government appropriation:					
Salary range—					
\$7,500 and over.....	1½	1½	1½		
\$3,800 to \$5,000; average, \$4,400.....	6	6	5½		
\$3,300 to \$3,900; average, \$3,600.....	16½	16½	16½		
\$3,000 to \$3,600; average, \$3,300.....	3	2	2½		
\$2,700 to \$3,300; average, \$3,000.....	19	14	14		
\$2,400 to \$3,000; average, \$2,700.....	97½	31	30		
\$2,100 to \$2,700; average, \$2,400.....	72½	106½	105½		
\$1,860 to \$2,400; average, \$2,100.....	60	92½	92½		
\$1,680 to \$2,040; average, \$1,860.....	39½	50½	45½		
\$1,500 to \$1,860; average, \$1,680.....	18	12	17½		
\$1,320 to \$1,680; average, \$1,500.....		1	1		
\$1,140 to \$1,500; average, \$1,320.....	3½	2½	2½		
\$1,020 to \$1,260; average, \$1,140.....	4½	5½	7½		
\$600 to \$1,140; average, \$1,020.....	1½	1½	1½		
\$600 to \$780; average, \$660.....			3½		
\$240 to \$420; average, \$330.....	1	1	1		
Alien employees.....	123	116	114½		
Total.....	466½	459½	461½		
Differential reduction.....	930,735	897,468	894,880		
01 Total salaries and wages.....	3,520	3,520	3,974		
<b>CIVIL GOVERNMENT</b>					
01 Personal services.....	927,215.00	893,946.00	890,906.04		
Supplies and materials:					
0200 Stationery and office supplies.....	13,190.00	13,558.00	13,240.97		
0210 Medical and hospital supplies.....	25.00	25.00	15.44		
0220 Scientific and educational supplies.....	14,548.00	10,480.00	13,168.30		
0230 Fuel.....	2,371.00	2,371.00	2,430.95		
0240 Wearing apparel and sewing supplies.....	605.00	605.00	571.65		
0250 Forage and other supplies for animals.....	900.00	900.00	891.84		
0260 Provisions.....	9,570.00	9,520.00	9,449.69		
0270 Powder, projectiles, explosives, etc.....	400.00	400.00	475.38		
0280 Sundry supplies.....	5,312.00	4,997.00	4,763.31		
0290 Materials.....	2,510.00	2,345.00	2,061.93		
02 Total supplies and materials.....	49,431.00	45,201.00	47,059.46		
03 Subsistence and support of persons.....	9,350.00	9,350.00	9,463.61		
04 Subsistence and care of animals, etc.....	2,000.00	2,000.00	2,171.33		

*Estimates of appropriations required for the service of the fiscal year ending June 30, 1928--Continued*

General object (title of appropriation), date of acts, references to Statutes at Large, or to Revised Statutes, and estimated amount required for each detailed object				Total amount to be appropriated under each head of appropriation	Amount appropriated for the fiscal year ending June 30, 1927
<b>Civil Government, Panama Canal and Canal Zone--Continued.</b>					
	Estimated expenditures, 1928 appropriation	Estimated expenditures, 1927 appropriation	Expended and obligated, 1926		
<b>CIVIL GOVERNMENT--continued</b>					
Communication service:					
0500 Telegraph service.....	\$25. 00	\$25. 00	\$11. 48		
0510 Telephone service.....	10, 715. 00	10, 715. 00	10, 337. 68		
05 Total communication service.....	10, 740. 00	10, 740. 00	10, 349. 16		
06 Travel expenses.....	7, 215. 00	7, 215. 00	6, 281. 88		
07 Transportation of things.....	29, 075. 00	29, 075. 00	29, 159. 48		
10 Furnishing of electricity and water.....	10, 680. 00	10, 680. 00	10, 993. 38		
11 Rent of buildings and structures.....	2, 300. 00	2, 300. 00	2, 325. 89		
12 Repairs and alterations.....	70, 187. 00	20, 051. 48	17, 703. 28		
13 Special and miscellaneous current expenses.....	18, 765. 00	18, 815. 00	19, 725. 35		
Equipment (includes livestock):					
3000 Passenger-carrying vehicles.....	480. 00	480. 00	1, 364. 32		
3010 Furniture, furnishings, and fixtures.....	2, 150. 00	1, 350. 00	1, 328. 55		
3020 Educational, scientific, and recreational equipment.....	14, 092. 00	2, 000. 00	1, 204. 49		
3040 Livestock.....	125. 00	125. 00	106. 00		
3050 Other equipment.....	7, 227. 00	8, 430. 00	7, 517. 08		
30 Total equipment.....	24, 074. 00	12, 385. 00	11, 520. 44		
Total.....	1, 161, 032. 00	1, 061, 758. 48	1, 057, 661. 30		
Classification of estimated collections (repaid to appropriation):					
01 Personal services.....	55, 532. 00	54, 705. 00	54, 744. 25		
07 Transportation of things.....	5, 500. 00	5, 500. 00	4, 510. 47		
Total.....	61, 032. 00	60, 205. 00	59, 254. 72		
<b>CIVIL GOVERNMENT: RECAPITULATION OF CURRENT EXPENSES</b>					
01 Personal services.....	871, 683. 00	839, 241. 00	836, 163. 79		
02 Supplies and materials.....	49, 431. 00	45, 201. 00	47, 059. 46		
03 Subsistence and support of persons.....	9, 350. 00	9, 350. 00	9, 463. 61		
04 Subsistence and care of animals.....	2, 000. 00	2, 000. 00	2, 171. 33		
05 Telegraph service.....	25. 00	25. 00	11. 48		
06 Telephone service.....	10, 715. 00	10, 715. 00	10, 337. 68		
06 Travel expense.....	7, 215. 00	7, 215. 00	6, 281. 88		
07 Transportation of things.....	29, 075. 00	29, 075. 00	29, 159. 48		
10 Furnishing of electricity and water.....	10, 680. 00	10, 680. 00	10, 993. 38		
11 Rent of buildings and structures.....	2, 300. 00	2, 300. 00	2, 325. 89		
12 Repairs and alterations.....	70, 187. 00	20, 051. 48	17, 703. 28		
13 Special and miscellaneous current expenses.....	18, 765. 00	18, 815. 00	19, 725. 35		
30 Equipment.....	24, 074. 00	12, 385. 00	11, 520. 44		
Total.....	1, 100, 000. 00	1, 001, 553. 48	998, 406. 58		
<b>RECAPITULATION</b>					
01 Personal services.....	927, 215. 00	893, 946. 00	890, 908. 04		
02 Supplies and materials.....	49, 431. 00	45, 201. 00	47, 059. 46		
03 Subsistence and support of persons.....	9, 350. 00	9, 350. 00	9, 463. 61		
04 Subsistence and care of animals, etc.....	2, 000. 00	2, 000. 00	2, 171. 33		
05 Telegraph service.....	25. 00	25. 00	11. 48		
06 Telephone service.....	10, 715. 00	10, 715. 00	10, 337. 68		
06 Travel expense.....	7, 215. 00	7, 215. 00	6, 281. 88		
07 Transportation of things.....	29, 075. 00	29, 075. 00	29, 159. 48		
10 Furnishing of electricity and water.....	10, 680. 00	10, 680. 00	10, 993. 38		
11 Rent of buildings and structures.....	2, 300. 00	2, 300. 00	2, 325. 89		
12 Repairs and alterations.....	70, 187. 00	20, 051. 48	17, 703. 28		
13 Special and miscellaneous current expenses.....	18, 765. 00	18, 815. 00	19, 725. 35		
30 Equipment.....	24, 074. 00	12, 385. 00	11, 520. 44		
Total.....	1, 161, 032. 00	1, 061, 758. 48	1, 057, 661. 30		
Less estimated collections.....	61, 032. 00	60, 205. 00	59, 254. 72		
Current expenses.....	1, 100, 000. 00	1, 001, 553. 48	998, 406. 58		
Appropriated and available.....		999, 980. 00	999, 980. 06		
Savings from 1926 carried to 1927.....		1, 573. 48	1, 573. 48		
Required to be appropriated for 1928.....	1, 100, 000. 00				
Total, Panama Canal, <b>[\$7,656,074]</b> \$7,600,000, to be available until expended.....				\$7, 600, 000. 00	\$7, 656, 074. 00

*Estimates of appropriations required for the service of the fiscal year ending June 30, 1928—Continued*

General object (title of appropriation), date of acts, references to Statutes at Large, or to Revised Statutes, and estimated amount required for each detailed object	Total amount to be appropriated under each head of appropriation	Amount appropriated for the fiscal year ending June 30, 1927
<p>The Governor of the Panama Canal, so far as the expenditure of appropriations contained in this act may be under his direction, shall, when it is more economical, purchase needed materials, supplies, and equipment from available surplus stocks of the War Department (<i>act Apr. 15, 1926, vol. 44, p. 295</i>).</p>		
<p>In addition to the foregoing sums there is appropriated for the fiscal year [1927] 1928 for expenditures and reinvestment under the several heads of appropriation aforesaid, without being covered into the Treasury of the United States, all moneys received by the Panama Canal from services rendered or materials and supplies furnished to the United States, the Panama Railroad Company, the Canal Zone government, or to their employees, respectively, or to the Panama Government, from hotel and hospital supplies and services; from rentals, wharfage, and like service; from labor, materials, and supplies and other services furnished to vessels other than those passing through the canal, and to others unable to obtain the same elsewhere; from the sale of scrap and other by-products of manufacturing and shop operations; from the sale of obsolete and unserviceable materials, supplies, and equipment purchased or acquired for the operation, maintenance, protection, sanitation, and government of the canal and Canal Zone; and any net profits accruing from such business to the Panama Canal shall annually be covered into the Treasury of the United States (<i>same act</i>).</p>		
<p>In addition, there is appropriated for the operation, maintenance, and extension of waterworks, sewers, and pavements in the cities of Panama and Colon, during the fiscal year [1927] 1928, the necessary portions of such sums as shall be paid as water rentals or directly by the Government of Panama for such expenses (<i>same act</i>).</p>		
SUMMARY		
Total military activities, including departmental.....	\$281, 616, 286. 00	\$269, 339, 246. 16
Total nonmilitary activities, excluding National Home for Disabled Volunteer Soldiers and Panama Canal.....	69, 186, 324. 00	69, 095, 381. 00
Total military and nonmilitary activities, excluding National Home for Disabled Volunteer Soldiers and Panama Canal.....	350, 802, 610. 00	338, 434, 627. 16
National Home for Disabled Volunteer Soldiers.....	8, 319, 532. 00	8, 255, 100. 00
Total under War Department, including National Home for Disabled Volunteer Soldiers and excluding Panama Canal.....	359, 122, 142. 00	346, 689, 727. 16
Panama Canal.....	7, 600, 000. 00	7, 656, 074. 00
Total under War Department, including National Home for Disabled Volunteer Soldiers and Panama Canal.....	366, 722, 142. 00	354, 345, 801. 16





# ESTIMATES OF APPROPRIATIONS REQUIRED FOR THE SERVICE OF THE FISCAL YEAR ENDING JUNE 30, 1928

General object (title of appropriation), date of acts, references to Statutes at Large, or to Revised Statutes, and estimated amount required for each detailed object

Total amount to be appropriated under each head of appropriation

Amount appropriated for the fiscal year ending June 30, 1927

## CHAPTER XIII—DISTRICT OF COLUMBIA

Be it enacted by the Senate and House of Representatives of the United States of America in Congress assembled, That in order to defray the expenses of the District of Columbia for the fiscal year ending June 30, [1927] 1928, any revenue (not including the proportionate share of the United States in any revenue arising as the result of the expenditure of appropriations made for the fiscal year 1924 and prior fiscal years) now required by law to be credited to the District of Columbia and the United States in the same proportion that each contributed to the activity or source from whence such revenue was derived shall be credited wholly to the District of Columbia, and, in addition, \$9,000,000 is appropriated, out of any money in the Treasury not otherwise appropriated, to be advanced July 1, [1926] 1927, and all the remainder out of the combined revenues of the District of Columbia and such advances from the Federal Treasury as are authorized in the District of Columbia appropriation act for the fiscal year 1923, namely:

### Executive Office, District of Columbia—

For personal services in accordance with the classification act of 1923, [\$42,840] \$43,240, plus so much as may be necessary to make salary of engineer commissioner \$7,500: *Provided*, That in expending appropriations, or portions of appropriations, contained in this act, for the payment for personal services in accordance with the classification act of 1923, the average of the salaries of the total number of persons under any grade in any bureau, office, or other appropriation unit shall not at any time exceed the average of the compensation rates specified for the grade by such act, and in grades in which only one position is allocated the salary of such position shall not exceed the average of the compensation rates for the grade except that in unusually meritorious cases of one position in a grade advances may be made to rates higher than the average of the compensation rates of the grade but not more often than once in any fiscal year and then only to the next higher rate: *Provided*, That this restriction shall not apply (1) to grades 1, 2, 3, and 4 of the clerical-mechanical service, or (2) to require the reduction in salary of any person whose compensation was fixed, as of July 1, 1924, in accordance with the rules of section 6 of such act, (3) to require the reduction in salary of any person who is transferred from one position to another position in the same or different grade in the same or a different bureau, office, or other appropriation unit, or (4) to prevent the payment of a salary under any grade at a rate higher than the maximum rate of the grade when such higher rate is permitted by the classification act of 1923, and is specifically authorized by other law (act May 10, 1926, vol. 44, p. 418)-----

\$43, 240. 00

\$42, 840. 00

	Estimated expenditures, 1928 appropriation		Estimated expenditures, 1927 appropriation		Expended and obligated, 1926	
	Average—		Average—		Average—	
	No.	Salary	No.	Salary	No.	Salary
<b>Salaries:</b>						
Clerical, administrative, and fiscal service—						
Grade 14, \$7,500 and over—						
Special executive officers (commissioners).....	2	\$7,500	2	\$7,500	2	\$7,500
Grade 11, \$3,800 to \$5,000; average, \$4,400—						
Administrative officer (secretary to board).....	1	4,400	1	4,400	1	4,400
Grade 6, \$2,100 to \$2,700; average, \$2,400—						
Principal clerk-stenographers (assistant secretaries to commissioners).....	3	2,333	3	2,266	3	2,266
Grade 5, \$1,860 to \$2,400; average, \$2,100—						
Senior clerk.....	1	2,100	1	2,000	1	2,000
Senior clerk-stenographer.....	1	1,860	1	1,860	1	1,860
Grade 4, \$1,680 to \$2,040; average, \$1,860—						
Clerk.....	1	1,800	1	1,800	1	1,800
Grade 3, \$1,500 to \$1,860; average, \$1,680—						
Assistant clerks.....	3	1,640	3	1,620	3	1,600
Grade 2, \$1,320 to \$1,680; average, \$1,500—						
Junior clerk-stenographer.....	1	1,380	1	1,380	1	1,380
Grade 1, \$1,140 to \$1,500; average, \$1,320—						
Junior typists.....	2	1,320	2	1,320	2	1,320
<b>Custodial service—</b>						
Grade 3, \$1,020 to \$1,260; average, \$1,140—						
Messengers.....	2	1,080	2	1,080	2	1,050
<b>Total number of employees.....</b>	17		17		17	
<b>Total salaries.....</b>		43,240.00		42,840.00		42,810.41
The difference between 1928 and 1927 is due to increase in salaries, \$400.						

## Estimates of appropriations required for the service of the fiscal year ending June 30, 1928—Continued

General object (title of appropriation), date of acts, references to Statutes at Large, or to Revised Statutes, and estimated amount required for each detailed object				Total amount to be appropriated under each head of appropriation		Amount appropriated for the fiscal year ending June 30, 1927	
<b>Executive Office, District of Columbia—Continued.</b>							
[Veterinary Division: For personal services in accordance with the classification act of 1923]							\$1, 800. 00
[For medicines, surgical and hospital supplies]							350. 00
Purchasing Division: For personal services in accordance with the classification act of 1923 (act May 10, 1926, vol. 44, p. 418)					\$52, 700. 00		50, 800. 00
		Estimated expenditures, 1928 appropriation	Estimated expenditures, 1927 appropriation	Expended and obligated, 1926			
Salaries:							
Clerical, administrative, and fiscal service—							
Grade 11, \$3,800 to \$5,000; average, \$4,400—				Average— No. 1 Salary \$4, 600	Average— No. 1 Salary \$4, 600	Average— No. 1 Salary \$4, 400	
Administrative officer (purchasing officer).....				1	3, 000	1	2, 900
Grade 8, \$2,700 to \$3,300; average, \$3,000—				1	2, 500	1	2, 400
Administrative assistant (deputy purchasing officer).....				2	2, 100	2	1, 940
Grade 6, \$2,100 to \$2,700; average, \$2,400—				3	1, 780	3	1, 860
Principal clerk (assistant purchasing officer).....				3	1, 600	5	1, 601
Grade 5, \$1,860 to \$2,400; average, \$2,100—				1	1, 560	1	1, 560
Senior clerks.....				5	1, 428	5	1, 449
Grade 4, \$1,680 to \$2,040; average, \$1,860—				1	1, 500	1	1, 500
Clerks.....				2	1, 440	2	1, 440
Grade 3, \$1,500 to \$1,860; average, \$1,680—				1	1, 140	1 1/2	1, 170
Assistant clerks.....				5	1, 248	4 1/2	1, 246
Assistant clerk-stenographer.....							
Grade 2, \$1,320 to \$1,680; average, \$1,500—							
Junior clerks.....				1	1, 740	1	1, 740
Junior clerk-typist.....				1	1, 380	1	1, 380
Junior clerk-stenographers.....							
Grade 1, \$1,140 to \$1,500; average, \$1,320—							
Underclerk.....							
Underclerk-typists.....							
Subprofessional service—							
Grade 5, \$1,680 to \$2,040; average, \$1,860—							
Engineering inspector (foreman).....							
Grade 3, \$1,320 to \$1,680; average, \$1,500—							
Junior engineering inspector (foreman).....							
Custodial service—							
Grade 3, \$1,020 to \$1,260; average, \$1,140—							
Messengers.....							
Total number of employees.....				31	51, 260	30 1/2	49, 916
Total salaries.....							
Per diem position transferred to regular force, clerical, administrative, and fiscal service—							
Grade 2, \$1,320 to \$1,680; average, \$1,500—							
Junior clerk.....							
01 Total personal services.....				52, 700	50, 800		49, 916
The difference between 1928 and 1927 is due to—							
Increase in salaries.....							\$460
Transfer of per diem position.....							1, 440
Total.....							1, 900
<b>Building Inspection Division: For personal services in accordance with the classification act of 1923 (acts Mar. 3, 1879, vol. 20, p. 405, sec. 1; May 10, 1926, vol. 44, p. 418)</b>							
		Estimated expenditures, 1928 appropriation	Estimated expenditures, 1927 appropriation	Expended and obligated, 1926			
Salaries:							
Professional and scientific service—							
Grade 5, \$5,200 to \$6,000; average, \$5,600—				Average— No. 1 Salary \$5, 400	Average— No. 1 Salary \$5, 200	Average— No. 1 Salary \$5, 800	
Engineer (inspector of buildings).....				4	3, 000	3 1/2	3, 000
Grade 3, \$3,000 to \$3,600; average, \$3,300—				6	2, 400	5 1/2	2, 400
Associate engineers.....							
Grade 2, \$2,400 to \$3,000; average, \$2,700—							
Assistant engineers.....							
Subprofessional service—							
Grade 3, \$2,400 to \$3,000; average, \$2,700—							
Chief engineer inspectors (superintendents).....				2	2, 450	2	2, 400
Grade 6, \$1,860 to \$2,400; average, \$2,100—				17	1, 934	17	2, 175
Engineering inspectors, senior (foremen).....				7	1, 680	7	1, 717
Grade 5, \$1,680 to \$2,040; average, \$1,860—				14	1, 795	14	1, 795
Engineering inspectors (foremen).....							
Grade 4, \$1,500 to \$1,860; average, \$1,680—							
Assistant engineering draftsmen.....				1	1, 680	1	1, 650
Clerical, administrative, and fiscal service—							
Grade 6, \$2,100 to \$2,700; average, \$2,400—							
Principal clerk.....				1	2, 200	1	2, 100
Grade 3, \$1,500 to \$1,860; average, \$1,680—							
Assistant clerks.....				3	1, 580	3	1, 560
Grade 2, \$1,320 to \$1,680; average, \$1,500—							
Junior stenographer.....				1	1, 320	1	1, 320
Grade 2, \$1,320 to \$1,680; average, \$1,500—							
Junior clerks.....				3	1, 380	3	1, 320

105, 520. 00

98, 540. 00

*Estimates of appropriations required for the service of the fiscal year ending June 30, 1928—Continued*

General object (title of appropriation), date of acts, references to Statutes at Large, or to Revised Statutes, and estimated amount required for each detailed object				Total amount to be appropriated under each head of appropriation	Amount appropriated for the fiscal year ending June 30, 1927
<b>Executive Office, District of Columbia—Continued.</b>					
	Estimated expenditures, 1928 appropriation	Estimated expenditures, 1927 appropriation	Expended and obligated, 1926		
Salaries—Continued.					
Clerical, administrative, and fiscal service—Con.	Average—	Average—	Average—		
Grade 1, \$1,140 to \$1,500; average, \$1,320—	No. 3 Salary \$1,200	No. 3 Salary \$1,140	No. 2 Salary \$1,140		
Underclerks					
Grade 1, \$1,140 to \$1,500; average, \$1,320—	1 1,200	1 1,140			
Junior tyist					
Custodial service—					
Grade 3, \$1,020 to \$1,260; average, \$1,140—	1 1,020	1 1,020	1 1,020		
Messenger					
NEW POSITIONS RECOMMENDED					
Professional and scientific service—					
Grade 3, \$3,000 to \$3,600; average, \$3,300—					
Associate engineer (engineer-draftsman, zoning commission)	1 3,000				
Total average number of employees	52	51	39½		
Total salaries	105,520.00	98,540.00	77,547.85		
The difference between 1928 and 1927 is due to—					
Reallocation increases					
Increase in force	3,000				
Increase in salaries	380				
Total increase	6,980				
Plumbing Inspection Division: For personal services in accordance with the classification act of 1923 ( <i>acts Jan. 25, 1881, vol. 21, p. 318; May 10, 1926, vol. 44, p. 418</i> )				\$28,500.00	\$27,940.00
	Estimated expenditures, 1928 appropriation	Estimated expenditures, 1927 appropriation	Expended and obligated, 1926		
Salaries:					
Subprofessional service—	Average—	Average—	Average—		
Grade 7, \$2,100 to \$2,700; average, \$2,400—	No. 1 Salary \$2,300	No. 1 Salary \$2,200	No. 1 Salary \$2,200		
Assistant inspector (principal)	1 2,300	1 2,200	1 2,200		
Grade 5, \$1,680 to \$2,040; average, \$1,860—					
Assistant inspector (second assistant)	1 1,920	1 1,920	1 1,860		
Assistant inspectors	2 1,800	4 1,740	7 1,680		
Assistant inspectors	6 1,740	6 1,680			
Assistant inspectors	2 1,680				
Clerical, administrative, and fiscal service—					
Grade 3, \$2,700 to \$3,300; average, \$3,000—					
Inspector of plumbing (chief)	1 2,800	1 2,700	1 2,500		
Reallocation—					
Grade 3, \$1,500 to \$1,860; average, \$1,680—					
Clerk, acting chief	1 1,620	1 1,560	1 1,500		
Grade 2, \$1,320 to \$1,680; average, \$1,500—					
Clerk	1 1,500	1 1,500	1 1,440		
Grade 1, \$1,140 to \$1,500; average, \$1,320—					
Clerk	1 1,320	1 1,260	1 1,140		
Total number of employees	16	16	12		
Total salaries	28,500.00	27,940.00	22,165.18		
The difference between 1928 and 1927 is due to increases in salaries, \$560.					
For temporary employment of additional assistant inspectors of plumbing and laborers for such time as their services may be required ( <i>act May 10, 1926, vol. 44, p. 418</i> )				4,000.00	4,000.00
	Estimated expenditures, 1928 appropriation	Estimated expenditures, 1927 appropriation	Expended and obligated, 1926		
Salaries (temporary employment):					
Subprofessional service—	Average—	Average—	Average—		
Grade 5, \$1,680 to \$2,040; average, \$1,860—	No. 4 Salary \$1,800	No. 4 Salary \$1,680	No. 4 Salary \$1,680		
Temporary assistant inspectors	4 1,800	4 1,680	4 1,680		
Total average number of employees	4	4	4		
Total salaries	4,000.00	4,000.00	6,003.75		

## Estimates of appropriations required for the service of the fiscal year ending June 30, 1928—Continued

General object (title of appropriation), date of acts, references to Statutes at Large, or to Revised Statutes, and estimated amount required for each detailed object				Total amount to be appropriated under each head of appropriation	Amount appropriated for the fiscal year ending June 30, 1927
<b>Executive Office, District of Columbia—Continued.</b>					
[Three] Two members of plumbing board at \$150 each ( <i>act May 10, 1926, vol. 44, p. 418</i> )				\$300. 00	\$450. 00
	Estimated expenditures, 1928 appropriation	Estimated expenditures, 1927 appropriation	Expended and obligated, 1926		
Salaries:	Average— No. Salary	Average— No. Salary	Average— No. Salary		
Two members of plumbing board, at \$150 each	2 \$150. 00	2 \$150. 00	3 \$150. 00		
01 Total salaries	300. 00	300. 00	318. 75		
Total, executive office, District of Columbia				234, 260. 00	226, 720. 00
<b>Care of District Building, District of Columbia—</b>					
For personal services in accordance with the classification act of 1923 ( <i>act May 10, 1926, vol. 44, p. 419</i> )				47, 260. 00	46, 660. 00
	Estimated expenditures, 1928 appropriation	Estimated expenditures, 1927 appropriation	Expended and obligated, 1926		
Salaries:	Average— No. Salary	Average— No. Salary	Average— No. Salary		
Custodial service—					
Grade 10, \$2,400 to \$3,000; average, \$2,700—					
Chief mechanical superintendent, superintendent	1 \$2, 800	1 \$2, 700	1 \$2, 500		
District buildings					
Grade 8, \$1,860 to \$2,400; average, \$2,100—					
Principal mechanic	1 2, 100	1 2, 100	1 1, 920		
Grade 6, \$1,500 to \$1,860; average, \$1,680—					
Mechanics	3 1, 620	3 1, 620	3 1, 560		
Mechanic	1 1, 740	1 1, 740	1 1, 680		
Grade 5, \$1,320 to \$1,680; average, \$1,500—					
Junior mechanic	1 1, 320	1 1, 320	1 1, 320		
Principal guard	1 1, 380	1 1, 380	1 1, 320		
Grade 4, \$1,140 to \$1,500; average, \$1,320—					
Undermechanics	4 1, 200	4 1, 200	4 1, 140		
Undermechanic	1 1, 260	1 1, 260	1 1, 200		
Guard	1 1, 200	1 1, 140	1 1, 140		
Grade 3, \$1,020 to \$1,260; average, \$1,140—					
Guards	7 1, 080	6 1, 020	7 1, 020		
Guards		1 1, 080			
Grade 2, \$900 to \$1,140; average, \$1,020—					
Subordinate mechanics	12 960	9 960	9 900		
Junior laborers	6 900	9 900	8 900		
Clerical, administrative, and fiscal service—					
Grade 2, \$1,320 to \$1,680; average, \$1,500—					
Junior clerk	1 1, 320	1 1, 320	1 1, 320		
01 Total average number of employees	40	40	40		
Total salaries	47, 260	46, 560	44, 980		
The difference between 1928 and 1927 is due to increase in salaries, \$700.					
Services of cleaners as necessary, not to exceed 48 cents per hour, \$14,000: <i>Provided, That no other appropriation made in this act shall be available for the employment of additional assistant engineers or watchmen for the care of the District Building (same act)</i>				14, 000. 00	14, 000. 00
01 Personal services: Expenditures—1928, \$14,000; 1927, \$14,000; 1926, \$13,997.39.					
For fuel, light, power, repairs, laundry, mechanics, and labor not to exceed \$5,000, and miscellaneous supplies, including not to exceed \$2,000 for new air compressor for pneumatic tube system ( <i>same act</i> )				35, 000. 00	33, 500. 00
	Estimated expenditures, 1928 appropriation	Estimated expenditures, 1927 appropriation	Expended and obligated, 1926		
Fuel	\$13, 500. 00	\$14, 300. 00	\$12, 834. 60		
Light	1, 000. 00	1, 000. 00	940. 40		
Power	1, 000. 00	1, 550. 00	1, 025. 32		
Repairs	4, 400. 00	4, 000. 00	5, 003. 00		
Laundry	100. 00	100. 00	100. 78		
Mechanics	4, 000. 00	4, 000. 00	4, 000. 00		
Labor	5, 000. 00	5, 000. 00	5, 000. 00		
Miscellaneous supplies	4, 000. 00	3, 550. 00	4, 530. 27		
One new air compressor	2, 000. 00				
Total	35, 000. 00	33, 500. 00	33, 434. 37		

*Estimates of appropriations required for the service of the fiscal year ending June 30, 1928—Continued*

General object (title of appropriation), date of acts, references to Statutes at Large, or to Revised Statutes, and estimated amount required for each detailed object				Total amount to be appropriated under each head of appropriation	Amount appropriated for the fiscal year ending June 30, 1927
<b>Assessor's Office, District of Columbia—</b> For personal services in accordance with the classification act of 1923 ( <i>act May 10, 1926, vol. 44, p. 419</i> )				\$171, 120. 00	\$152, 240. 00
	Estimated expenditures, 1928 appropriation	Estimated expenditures, 1927 appropriation	Expended and obligated, 1926		
Salaries:					
Clerical, administrative, and fiscal service—					
Grade 12, \$5,200 to \$6,000; average, \$5,600—	<i>Average—</i>	<i>Average—</i>	<i>Average—</i>		
Senior administrative officer (assessor).....	No. 1 Salary \$5,600	No. 1 Salary \$5,200	No. 1 Salary \$5,200		
Grade 10, \$3,300 to \$3,900; average, \$3,600—					
Junior administrative officers.....	6 3,300	6 3,300	6 3,300		
Grade 6, \$2,000 to \$2,700; average, \$2,400—					
Principal clerks.....	3 2,400	3 2,400	3 2,300		
Grade 5, \$1,860 to \$2,400; average, \$2,100—					
Senior clerks.....	8 2,052	8 2,052	7 2,117		
Grade 4, \$1,680 to \$2,040; average, \$1,860—					
Clerks.....	4 1,845	4 1,815	4 1,860		
Grade 3, \$1,500 to \$1,860; average, \$1,680—					
Assistant clerks.....	14 1,577	14 1,577	9 1,667		
Grade 2, \$1,320 to \$1,680; average, \$1,500—					
Junior clerks.....	37 1,448	37 1,435	22 1,451		
Grade 1, \$1,140 to \$1,500; average, \$1,320—					
Underclerks.....	15 1,224	15 1,224	14 1,230		
Subprofessional service—					
Grade 6, \$1,860 to \$2,400; average, \$2,100—					
Senior engineering draftsman.....	1 1,920	1 1,880	1 2,100		
Custodial service—					
Grade 3, \$1,020 to \$1,260; average, \$1,140—					
Messenger.....	1 1,020	1 1,020			
NEW POSITIONS RECOMMENDED					
Clerical, administrative, and fiscal service—					
Grade 10, \$3,300 to \$3,900; average, \$3,600—					
Junior administrative officers.....	2 3,300				
Grade 5, \$1,860 to \$2,400; average, \$2,100—					
Senior clerks.....	2 1,860				
Grade 3, \$1,500 to \$1,860; average, \$1,680—					
Assistant clerks.....	5 1,500				
Total number of employees.....	99	90	67		
01 Total salaries.....	171, 120	152, 240	118, 120		
The difference between 1928 and 1927 is due to—					
Increase in salaries.....	\$1, 060				
New positions.....	17, 820				
Total increase.....	18, 880				
For temporary clerk hire ( <i>same act</i> )				3, 000. 00	3, 000. 00
01 Temporary clerk hire: Expenditures—1928, \$3,000; 1927, \$3,000; 1926, \$3,000.					
<b>License Bureau, District of Columbia—</b> For personal services in accordance with the classification act of 1923 ( <i>act May 10, 1926, vol. 44, p. 419</i> )				17, 640. 00	17, 520. 00
	Estimated expenditures, 1928 appropriation	Estimated expenditures, 1927 appropriation	Expended and obligated, 1926		
Salaries:					
Clerical, administrative, and fiscal service—					
Grade 8, \$2,700 to \$3,300; average, \$3,000—	<i>Average—</i>	<i>Average—</i>	<i>Average—</i>		
Senior administrative assistant (superintendent of licenses).....	No. 1 Salary \$3,000	No. 1 Salary \$3,000	No. 1 Salary \$3,000		
Grade 4, \$1,680 to \$2,040; average, \$1,860—					
Clerk.....	1 1,860	1 1,860	1 1,860		
Grade 3, \$1,500 to \$1,860; average, \$1,680—					
Assistant clerks.....	2 1,590	2 1,590	2 1,590		
Grade 2, \$1,320 to \$1,680; average, \$1,500—					
Junior clerks.....	4 1,500	4 1,485	4 1,485		
Grade 1, \$1,140 to \$1,500; average, \$1,320—					
Underclerks.....	2 1,260	2 1,260	2 1,260		
Custodial service—					
Grade 3, \$1,020 to \$1,260; average, \$1,140—					
	1 1,080	1 1,020	1 1,020		
Total average number of employees.....	11	11	11		
01 Total salaries.....	17, 640	17, 520	17, 520		
The difference between 1928 and 1927 is due to increase in salaries, \$120.					
Temporary clerk hire ( <i>same act</i> )				1, 500. 00	1, 500. 00
01 Temporary clerk hire: Expenditures—1928, \$1,500; 1927, \$1,500; 1926, \$1,500.					
For purchase of metal identification tags for horse-drawn vehicles used for business purposes and motor vehicles in the District of Columbia ( <i>same act</i> )				20, 000. 00	17, 500. 00
Expenditures—1928, \$20,000; 1927, \$17,500; 1926, \$17,477.73.					

*Estimates of appropriations required for the service of the fiscal year ending June 30, 1928—Continued*

General object (title of appropriation), date of acts, references to Statutes at Large, or to Revised Statutes, and estimated amount required for each detailed object				Total amount to be appropriated under each head of appropriation	Amount appropriated for the fiscal year ending June 30, 1927
<b>Collector's Office, District of Columbia—</b> For personal services in accordance with the classification act of 1923 ( <i>act May 10, 1926, vol. 44, p. 419</i> )				\$38,600.00	\$38,140.00
	Estimated expenditures, 1928 appropriation	Estimated expenditures, 1927 appropriation	Expended and obligated, 1926		
Salaries:					
Clerical, administrative, and fiscal service—					
Grade 12, \$5,200 to \$6,000; average, \$5,600—	Average—	Average—	Average—		
Senior administrative officer (collector of taxes)...	No. Salary	No. Salary	No. Salary		
Grade 7, \$2,400 to \$3,000; average, \$2,700—	1 \$5,400	1 \$5,400	1 \$5,400		
Junior administrative assistant (deputy collector of taxes)...	1 2,700	1 2,700	1 2,600		
Grade 5, \$1,860 to \$2,400; average, \$2,100—	1 2,100	1 2,100	2 2,100		
Senior clerks...	5 1,832	5 1,764	5 1,800		
Grade 4, \$1,680 to \$2,040; average, \$1,860—	4 1,665	4 1,650	9 1,587		
Clerks...	7 1,466	7 1,440	24 1,415		
Grade 3, \$1,500 to \$1,860; average, \$1,680—	1 1,320	1 1,320			
Assistant clerks...	1 1,020	1 1,020	2 1,020		
Grade 2, \$1,320 to \$1,680; average, \$1,500—					
Junior clerks...	21	21	44		
Grade 1, \$1,140 to \$1,500; average, \$1,320—	38,600	38,040	71,480		
Junior clerk...					
Custodial service—					
Messengers...					
Total average number of employees...					
Total salaries...					
The difference between 1928 and 1927 is due to increase in salaries, \$460.					
<b>Auditor's Office, District of Columbia—</b> For personal services in accordance with the classification act of 1923 ( <i>act May 10, 1926, vol. 44, p. 419</i> )				88,640.00	87,540.00
	Estimated expenditures, 1928 appropriation	Estimated expenditures, 1927 appropriation	Expended and obligated, 1926		
Salaries:					
Clerical, administrative, and fiscal service—					
Grade 12, \$5,200 to \$6,000; average, \$5,600—	Average—	Average—	Average—		
Senior administrative officer (auditor)...	No. Salary	No. Salary	No. Salary		
Grade 9, \$3,000 to \$3,600; average, \$3,300—	1 \$5,600	1 \$5,600	1 \$5,600		
Senior administrative assistant—					
Assistant auditor...	1 3,200	1 3,200	1 3,100		
Deputy auditor...	1 3,100	1 3,000	1 3,000		
Disbursing officer...	1 3,300	1 3,300	1 3,150		
Grade 7, \$2,400 to \$3,000; average, \$2,700—	3 2,566	3 2,533	3 2,433		
Junior administrative assistants...	3 2,233	3 2,233	3 2,133		
Grade 6, \$2,100 to \$2,700; average, \$2,400—	2 1,930	2 1,930	1 1,920		
Principal clerks...	15 1,765	15 1,733	9 1,733		
Grade 5, \$1,860 to \$2,400; average, \$2,100—	11 1,567	11 1,546	15 1,548		
Senior clerks...	5 1,368	5 1,344	5 1,371		
Grade 4, \$1,680 to \$2,040; average, \$1,860—	3 1,200	3 1,180	3 1,180		
Clerks...	1 1,020	1 1,020	1 1,020		
Grade 3, \$1,500 to \$1,860; average, \$1,680—					
Assistant clerks...	47	47	44		
Grade 2, \$1,320 to \$1,680; average, \$1,500—	88,640.00	87,540.00	79,732.81		
Junior clerks...					
Grade 1, \$1,140 to \$1,500; average, \$1,320—					
Under clerks...					
Custodial service—					
Grade 3, \$1,020 to \$1,260; average, \$1,140—					
Messenger...					
Total number of employees...					
Total salaries...					
The difference between 1928 and 1927 is due to increase in salaries, \$1,100.					

*Estimates of appropriations required for the service of the fiscal year ending June 30, 1928—Continued*

General object (title of appropriation), date of acts, references to Statutes at Large, or to Revised Statutes, and estimated amount required for each detailed object

Total amount to be appropriated under each head of appropriation

Amount appropriated for the fiscal year ending June 30, 1927

*Office of Corporation Counsel, District of Columbia—*

Corporation counsel, including extra compensation as general counsel of the Public Utilities Commission, \$6,000, and other personal services in accordance with the classification act of 1923, ~~["\$34,040"]~~ \$40,000; in all, ~~["\$40,040"]~~ \$46,000, and no part of this appropriation shall be available for the compensation of any person giving less than full time from 9 o'clock antemeridian to 4.30 o'clock postmeridian to his official duties (act May 10, 1926, vol. 44, p. 419)-----

\$46, 000. 00

\$40, 040. 00

	Estimated expenditures, 1928 appropriation		Estimated expenditures, 1927 appropriation		Expended and obligated, 1926	
	Average—		Average—		Average—	
	No.	Salary	No.	Salary	No.	Salary
Salaries:						
Professional and scientific service—						
Grade 6, \$6,000 to \$7,500; average, \$6,750—						
Chief attorney (corporation counsel)-----	1	\$6, 000	1	\$6, 000	1	\$6, 000
Grade 5, \$5,200 to \$6,000; average, \$5,600—						
Senior attorney (first assistant corporation counsel)-----	1	5, 400	1	5, 200	1	5, 200
Grade 4, \$3,800 to \$5,000; average, \$4,400—						
Attorney-----	1	4, 100	1	4, 000	1	3, 800
Grade 3, \$3,000 to \$3,600; average, \$3,300—						
Associate attorney-----	1	3, 200				
Associate attorney-----	1	3, 100	1	3, 100		
Associate attorneys-----	1	3, 000	2	3, 000	3	3, 000
Grade 2, \$2,400 to \$3,000; average, \$2,700—						
Assistant attorneys-----	3	2, 400	3	2, 400	3	2, 400
Clerical, administrative, and fiscal service—						
Grade 6, \$2,100 to \$2,700; average, \$2,400—						
Principal clerk-----	1	2, 300	1	2, 100		
Grade 5, \$1,860 to \$2,400; average, \$2,100—						
Senior clerk-----	1	2, 000	1	1, 920	2	1, 860
Grade 3, \$1,500 to \$1,860; average, \$1,680—						
Senior stenographer-----	1	1, 560	1	1, 560	1	1, 500
Senior stenographer-----	1	1, 560	1	1, 500		
Grade 2, \$1,320 to \$1,680; average, \$1,500—						
Junior stenographer-----	1	1, 440	1	1, 380	2	1, 320
NEW POSITION RECOMMENDED						
Professional and scientific service—						
Grade 5, \$5,200 to \$6,000; average, \$5,600—						
Senior attorney-----	1	5, 200				
Total average number of employees-----	15		14		14	
Total salaries-----		46, 000		40, 040		37, 668
The difference between 1928 and 1927 is due to—						
Increase in salaries-----						\$760
New position-----						5, 200
Total increase-----						5, 960

*Coroner's Office, District of Columbia—*

For personal services in accordance with the classification act of 1923 (act May 10, 1926, vol. 44, p. 419)-----

8, 960. 00

7, 100. 00

	Estimated expenditures, 1928 appropriation		Estimated expenditures, 1927 appropriation		Expended and obligated, 1926	
	Average—		Average—		Average—	
	No.	Salary	No.	Salary	No.	Salary
Salaries:						
Special class—						
Coroner-----					1	\$2, 100
Professional and scientific service—						
Grade 3, \$3,000 to \$3,600; average, \$3,300—						
Associate medical officer (coroner)-----	1	\$3, 200	1	\$3, 200	1	3, 000
Grade 1, \$1,860 to \$2,400; average, \$2,100—						
Junior medical officer (deputy coroner)-----	1	1, 860				
Custodial service—						
Grade 6, \$1,500 to \$1,860; average, \$1,680—						
General foreman of laborers (mortgage master)-----	1	1, 620	1	1, 620	1	1, 500
Grade 4, \$1,140 to \$1,500; average, \$1,320—						
Assistant foreman of laborers (assistant mortgage master)-----	1	1, 260	1	1, 260	1	1, 140
Grade 2, \$900 to \$1,140; average, \$1,020—						
Junior laborer (laborer and janitor)-----	1	1, 020	1	1, 020	1	900
Total number of employees-----	5		4		4	
Total salaries-----		8, 960		7, 100		5, 920
The difference between 1928 and 1927 is due to new position, \$1,860.						

*Estimates of appropriations required for the service of the fiscal year ending June 30, 1928—Continued*

General object (title of appropriation), date of acts, references to Statutes at Large, or to Revised Statutes, and estimated amount required for each detailed object				Total amount to be appropriated under each head of appropriation	Amount appropriated for the fiscal year ending June 30, 1927
<b>Coroner's Office, District of Columbia—Continued.</b> For the maintenance of a nonpassenger-carrying motor wagon for the morgue, jurors' fees, witness fees, making autopsies, ice, disinfectants, telephone service, and other necessary supplies for the morgue, and the necessary expenses of holding inquests, including stenographic services in taking testimony, and photographing unidentified bodies ( <i>act May 10, 1926, vol. 44, p. 419</i> ) -----				\$3,000.00	\$5,600.00
	Estimated expenditures, 1928 appropriation	Estimated expenditures, 1927 appropriation	Expended and obligated, 1926		
Office supplies.....	\$50.00	\$50.00	\$63.64		
Oil, gasoline, tires, tubes, and repairs to truck.....	250.00	250.00	264.34		
Fuel, lighting, ice.....	300.00	300.00	276.91		
Witness and jurors' fees.....	2,000.00	2,000.00	1,874.00		
Expenses of autopsies.....	400.00	3,000.00	3,597.75		
Furniture and equipment.....			16.25		
Reporting.....			67.50		
Balance.....			439.61		
	3,000.00	5,600.00	6,600.00		
<b>Office of Superintendent of Weights, Measures, and Markets, District of Columbia—</b> For personal services in accordance with the classification act of 1923 ( <i>acts Mar. 3, 1921, vol. 41, p. 1217; May 10, 1926, vol. 44, p. 419</i> ) -----				39,980.00	36,860.00
	Estimated expenditures, 1928 appropriation	Estimated expenditures, 1927 appropriation	Expended and obligated, 1926		
<b>Salaries:</b>					
Clerical, administrative, and fiscal service—	<i>Average—</i>	<i>Average—</i>	<i>Average—</i>		
Grade 9, \$3,000 to \$3,600; average, \$3,300—	No. Salary	No. Salary	No. Salary		
Senior administrative assistant (superintendent).....	1 \$3,300	1 \$3,200	1 \$3,000		
Grade 4, \$1,680 to \$2,040; average, \$1,860—					
Clerk-stenographer.....	1 1,800	1 1,740	1 1,680		
Grade 2, \$1,320 to \$1,680; average, \$1,500—					
Market masters.....	{ 1 1,560	1 1,500	1 1,440		
	2 1,440	2 1,440	2 1,320		
<b>Subprofessional service—</b>					
Grade 6, \$1,860 to \$2,400; average, \$2,111.42—					
Chief inspector weights and measures.....	1 2,000	1 2,000	1 1,860		
Grade 5, \$1,680 to \$2,040; average, \$1,860—					
Inspectors, weights and measures.....	5 1,800	5 1,740	5 1,680		
<b>Custodial service:</b>					
Grade 7, \$1,680 to \$2,040; average, \$1,860—					
Market master.....	1 1,740	1 1,740	1 1,680		
Grade 4, \$1,140 to \$1,500; average, \$1,320—					
Assistant market masters.....	{ 4 1,200	3 1,200	3½ 1,140		
	1 1,140	1 1,140			
Grade 3, \$1,020 to \$1,260; average, \$1,140—					
Watchman.....	1 1,080	1 1,080	1 1,020		
Grade 2, \$900 to \$1,140; average, \$1,020—					
Laborers.....	{ 4 960	4 960	9½ 900		
	6 900	6 900			
<b>NEW POSITIONS RECOMMENDED</b>					
<b>Subprofessional service—</b>					
Grade 5, \$1,680 to \$2,040; average, \$1,860—					
Inspector, weights and measures.....	1 1,680				
<b>Custodial service—</b>					
Grade 2, \$900 to \$1,140; average, \$1,020—					
Laborer.....	1 900				
Total number employees.....	29	27	27		
Total salaries.....	39,980	36,820	33,431		
The difference between 1928 and 1927 is due to—					
Increase in salaries.....	\$580				
Two new positions.....	2,580				
Total increase.....	3,160				
For purchase of commodities, including personal services, in connection with investigation and detection of sales of short weight and measure ( <i>acts Mar. 3, 1921, vol. 41, p. 1217; May 10, 1926, vol. 44, p. 419</i> ) -----				300.00	300.00
Purchase of commodities, etc.: Expenditures—1928, \$300; 1927, \$300; 1926, \$223.34.					



*Estimates of appropriations required for the service of the fiscal year ending June 30, 1928—Continued*

General object (title of appropriation), date of acts, references to Statutes at Large, or to Revised Statutes, and estimated amount required for each detailed object				Total amount to be appropriated under each head of appropriation	Amount appropriated for the fiscal year ending June 30, 1927
<b>Office of Superintendent of Weights, Measures, and Markets, District of Columbia—</b> Continued.					
For maintenance and repairs to markets, including salary of engineer for refrigerating plant at not exceeding \$1,200 per annum ( <i>acts Mar. 3, 1921, vol. 41, p. 1217; May 10, 1926, vol. 44, p. 419</i> )				\$9, 000. 00	\$9, 000. 00
	Estimated expenditures, 1928 appropriation	Estimated expenditures, 1927 appropriation	Expended and obligated, 1926		
Repairs	\$4, 400. 00	\$4, 400. 00	\$5, 101. 91		
Lighting and power	3, 000. 00	3, 000. 00	2, 757. 96		
Supplies	600. 00	600. 00	602. 91		
Salary, engineer	1, 000. 00	1, 000. 00			
Total	9, 000. 00	9, 000. 00	8, 462. 77		
For maintenance and repair of five motor trucks ( <i>same acts</i> )				1, 600. 00	1, 700. 00
Maintenance and repair of five motor trucks: Expenditures—1928, \$1,600; 1927, \$1,700; 1926, \$1,216.44.					
For the purchase [of one] and exchange of two nonpassenger-carrying motor [vehicle] vehicles ( <i>same acts</i> )				1, 200. 00	650. 00
Exchange of two nonpassenger-carrying motor vehicles: Expenditures—1928, \$1,200; 1927, \$650.					
<b>Engineer Commissioner's Office, District of Columbia—</b> [For personal services in accordance with the classification act of 1923, \$407,880] ( <i>act May 10, 1926, vol. 44, p. 419</i> ).					
<b>Highways Department, District of Columbia—</b> For personal services in accordance with the classification act of 1923				192, 220. 00	193, 320. 00
	Estimated expenditures, 1928 appropriation	Estimated expenditures, 1927 appropriation	Expended and obligated, 1926		
<b>Salaries:</b>					
Professional and scientific services—	<i>Average—</i>	<i>Average—</i>	<i>Average—</i>		
Grade 5, \$5,200 to \$6,000; average, \$5,600—	No. 1	No. 1	No. 1		
Senior engineer (engineer of highways)	1	1	1		
Grade 4, \$3,800 to \$5,000; average, \$4,400—					
Engineer (assistant engineer of highways)	1	1	1		
Grade 3, \$3,000 to \$3,600; average, \$3,300—					
Associate engineers	4	4	3		
Associate scientist	1	1	1		
Grade 2, \$2,400 to \$3,000; average, \$2,700—					
Assistant engineers	14	14	6		
Grade 1, \$1,860 to \$2,400; average, \$2,100—					
Junior engineers	2	2	2		
Subprofessional service—					
Grade 6, \$1,860 to \$2,400; average, \$2,111.42—					
Senior engineering field aids	7	7	7		
Senior engineering inspectors	2	2	1		
Grade 5, \$1,680 to \$2,040; average, \$1,860—					
Engineering draftsman	1	1	1		
Engineering inspectors	10	10	5		
Grade 4, \$1,500 to \$1,860; average, \$1,680—					
Assistant engineering field aids	5	5	4		
Assistant scientific aid	1	1	1		
Grade 2, \$1,140 to \$1,500; average, \$1,320—					
Apprentice engineering field aids	7	7	7		
Clerical, administrative, and fiscal service—					
Grade 7, \$2,400 to \$3,000; average, \$2,700—					
Junior administrative assistant	1	1			
Grade 6, \$2,100 to \$2,700; average, \$2,400—					
Principal clerk	1	1			
Grade 4, \$1,680 to \$2,040; average, \$1,860—					
Clerk	1	1			
Grade 3, \$1,500 to \$1,860; average, \$1,680—					
Assistant clerks	4	4	2		
Grade 2, \$1,320 to \$1,680; average, \$1,500—					
Junior clerks	7	7	5		
Grade 1, \$1,140 to \$1,500; average, \$1,320—					
Underclerk	1	1			
Custodial service—					
Grade 8, \$1,860 to \$2,400; average, \$2,100—					
Principal mechanics	2	2			
Grade 7, \$1,680 to \$2,040; average, \$1,860—					
Senior mechanics	15	15	12		
Grade 6, \$1,500 to \$1,860; average, \$1,680—					
Mechanic			1		
Grade 5, \$1,320 to \$1,680; average, \$1,500—					
Junior mechanics	4	4			
Grade 3, \$1,020 to \$1,260; average, \$1,140—					
Guards (watchmen) (drivers)	4	6	8		
Messengers	3	3	3		
Grade 2, \$900 to \$1,140; average, \$1,020—					
Junior laborer	1	1	1		
Total average number of employees	100	102	72		
Total salaries	192, 220	193, 300	126, 340		
The difference between 1928 and 1927 is due to—					
Decrease in force					
Increase in salaries					
Net decrease	1, 080				

## Estimates of appropriations required for the service of the fiscal year ending June 30, 1928—Continued

General object (title of appropriation), date of acts, references to Statutes at Large, or to Revised Statutes, and estimated amount required for each detailed object				Total amount to be appropriated under each head of appropriation	Amount appropriated for the fiscal year ending June 30, 1927
<i>Sewer Department, District of Columbia— For personal services in accordance with the classification act of 1923</i>				\$173, 720. 00	\$172, 820. 00
	Estimated expenditures, 1928 appropriation	Estimated expenditures, 1927 appropriation	Expended and obligated, 1926		
Salaries:					
Professional and scientific service—					
Grade 5, \$5,200 to \$6,000; average, \$5,600—	Average—	Average—	Average—		
Senior engineer (sanitary engineer)	No. 1 Salary \$5,600	No. 1 Salary \$5,600	No. 1 Salary \$5,400		
Grade 4, \$3,800 to \$5,000; average, \$4,400—					
Engineer	1 4,200	1 4,200	1 4,000		
Grade 3, \$3,000 to \$3,600; average, \$3,300—					
Associate engineers	3 3,200	3 3,200	3 3,100		
Grade 2, \$2,400 to \$3,000; average, \$2,700—					
Assistant engineers	3 2,600	3 2,600	3 2,500		
Assistant engineer	1 2,500	1 2,500	1 2,500		
Grade 1, \$1,800 to \$2,400; average, \$2,100—					
Junior engineer	1 2,200	1 2,200	1 2,200		
Subprofessional service—					
Grade 8, \$2,400 to \$3,000; average, \$2,700—					
Chief engineering draftsman	1 2,600	1 2,600	1 2,500		
Grade 6, \$1,800 to \$2,400; average, \$2,100—					
Senior engineering draftsman	2 2,100	2 2,100	2 2,000		
Senior engineering inspector	1 2,100	1 2,100	1 2,000		
Grade 5, \$1,680 to \$2,040; average, \$1,860—					
Engineering inspectors	2 1,860	2 1,860	2 1,860		
Engineering inspector	1 1,860	1 1,860	1 1,800		
Engineering inspectors	2 1,860	2 1,860	2 1,740		
Engineering inspectors	2 1,860	2 1,860	2 1,740		
Engineering inspector	1 1,740	1 1,680	1 1,680		
Engineering inspectors	2 1,680	2 1,680	2 1,680		
Engineering draftsman	1 1,860	1 1,860	1 1,800		
Engineering draftsman	1 1,860	1 1,860	1 1,740		
Engineering draftsman	2 1,740	2 1,740	2 1,740		
Senior engineering aid	1 1,860	1 1,860	1 1,800		
Senior engineering aid	1 1,800	1 1,800	1 1,740		
Grade 4, \$1,500 to \$1,860; average, \$1,680—					
Assistant engineering field aid	1 1,620	1 1,620	1 1,560		
Assistant engineering field aid	1 1,620	1 1,560	1 1,560		
Assistant engineering field aids	2 1,560	2 1,560	2 1,560		
Assistant engineering field aid	1 1,560	1 1,560	1 1,500		
Grade 3, \$1,320 to \$1,680; average, \$1,500—					
Junior engineering inspector	1 1,380	1 1,380	1 1,380		
Junior engineering draftsman	1 1,500	1 1,440	1 1,380		
Junior engineering draftsman	2 1,380	2 1,380	2 1,380		
Junior engineering draftsman	2 1,380	2 1,320	2 1,320		
Grade 2, \$1,140 to \$1,500; average, \$1,320—					
Apprentice engineering field aid	4 1,200	4 1,140	4 1,140		
Apprentice engineering field aid	1 1,140	1 1,140	1 1,140		
Clerical, administrative, and fiscal service—					
Grade 6, \$2,100 to \$2,700; average, \$2,400—					
Principal clerk	1 2,400	1 2,400	1 2,400		
Grade 4, \$1,680 to \$2,040; average, \$1,860—					
Clerk	1 1,740	1 1,740	1 1,740		
Office draftsman	1 1,980	1 1,980	1 1,980		
Grade 3, \$1,500 to \$1,860; average, \$1,680—					
Assistant clerks	3 1,680	3 1,680	3 1,680		
Assistant clerk	1 1,620	1 1,620	1 1,620		
Assistant clerk	1 1,680	1 1,620	1 1,560		
Grade 2, \$1,320 to \$1,680; average, \$1,500—					
Junior clerk	1 1,500	1 1,500	1 1,500		
Junior clerks	4 1,380	4 1,380	4 1,380		
Junior clerk	1 1,380	1 1,320	1 1,320		
Junior clerks	2 1,320	2 1,320	2 1,320		
Junior clerk-typist	1 1,440	1 1,380	1 1,320		
Grade 1, \$1,140 to \$1,500; average, \$1,320—					
Underclerk	1 1,200	1 1,140	1 1,140		
Custodial service—					
Grade 10, \$2,400 to \$3,000; average, \$2,700—					
Chief mechanical superintendent	1 2,700	1 2,700	1 2,700		
Chief mechanical superintendent	1 2,700	1 2,700	1 2,600		
Grade 8, \$1,860 to \$2,400; average, \$2,100—					
Principal mechanic	1 2,000	1 2,000	1 1,920		
Grade 7, \$1,680 to \$2,040; average, \$1,860—					
Senior mechanics	3 2,040	3 2,040	3 2,040		
Senior mechanics	2 1,920	2 1,920	2 1,920		
Senior mechanic	1 1,740	1 1,740	1 1,740		
Senior mechanics	3 1,680	3 1,680	3 1,680		
Grade 6, \$1,500 to \$1,860; average, \$1,680—					
Mechanics	3 1,740	3 1,740	3 1,740		
Grade 5, \$1,320 to \$1,680; average, \$1,500—					
Foreman of laborers	1 1,500	1 1,500	1 1,500		
Foreman of laborers	1 1,500	1 1,500	1 1,440		
Foremen of laborers	3 1,380	3 1,380	3 1,380		
Grade 4, \$1,140 to \$1,500; average, \$1,320—					
Undermechanics	5 1,440	5 1,440	5 1,440		
Undermechanic	1 1,200	1 1,200	1 1,200		
Grade 3, \$900 to \$1,260; average, \$1,140—					
Minor mechanics	2 1,200	2 1,200	2 1,200		
Minor mechanic	1 1,080	1 1,080	1 1,080		
Minor mechanics	3 1,020	3 1,020	3 1,020		
Messengers	2 1,140	2 1,140	2 1,080		
Total number of employees	98	98	98		
Total salaries, regular roll	173, 720	172, 820	170, 220		
The difference between 1928 and 1927 is due to increase in salaries, \$900.					

*Estimates of appropriations required for the service of the fiscal year ending June 30, 1928—Continued*

General object (title of appropriation), date of acts, references to Statutes at Large, or to Revised Statutes, and estimated amount required for each detailed object				Total amount to be appropriated under each head of appropriation	Amount appropriated for the fiscal year ending June 30, 1927
<i>Trees and Parkings Department, District of Columbia— For personal services in accordance with the classification act of 1923</i>				\$18, 520. 00	\$18, 220. 00
	Estimated expenditures, 1928 appropriation	Estimated expenditures, 1927 appropriation	Expended and obligated, 1926		
Salaries:					
Clerical, administrative, and fiscal service—	<i>Average—</i>	<i>Average—</i>	<i>Average—</i>		
Grade 11, \$3,800 to \$5,000; average, \$4,400—	No. 1 Salary \$3,800	No. 1 Salary \$3,600	No. 1 Salary \$3,220		
Junior administrative officer (superintendent).....	1 1,860	1 1,860			
Grade 4, \$1,680 to \$2,040; average, \$1,860—					
Clerk (clerk).....	1 1,320	1 1,320	1 1,320		
Grade 2, \$1,320 to \$1,680; average, \$1,500—					
Junior clerk-stenographer (clerk).....	1 2,600	1 2,600	1 2,500		
Subprofessional service—					
Grade 8, \$2,400 to \$3,000; average, \$2,700—					
Assistant director of gardens (assistant superintendent).....	1 1,560	1 1,560	1 1,500		
Grade 4, \$1,500 to \$1,860; average, \$1,680—					
Head gardener (inspector).....	5 1,512	5 1,512	3 1,500		
Grade 4, \$1,500 to \$1,860; average, \$1,680—					
Head gardeners (foremen).....			1 1,332		
Custodial service—					
Grade 5, \$1,320 to \$1,860; average, \$1,500—					
Foremen of laborers.....	10 18,700. 00	10 18,400. 00	9 15,856. 17		
01 Total salaries.....	180. 00	180. 00	180. 00		
Deduction for house.....					
	18, 520. 00	18, 220. 00	15, 676. 17		
The difference between 1928 and 1927 is due to increase in salaries, \$300.					
<i>Office of Chief Clerk, Engineer Department, District of Columbia— For personal services in accordance with the classification act of 1923</i>				23, 700. 00	23, 520. 00
	Estimated expenditures, 1928 appropriation	Estimated expenditures, 1927 appropriation	Expended and obligated, 1926		
Salaries:					
Clerical, administrative, and fiscal service—	<i>Average—</i>	<i>Average—</i>	<i>Average—</i>		
Grade 9, \$3,000 to \$3,600; average, \$3,300—	No. 1 Salary \$3,300	No. 1 Salary \$3,300	No. 1 Salary \$3,200		
Senior administrative assistant (chief clerk, engineer department).....	1 2,700	1 2,700	1 2,600		
Grade 7, \$2,400 to \$3,000; average, \$2,700—					
Junior administrative assistant.....	3 1,800	3 1,780	1 1,800		
Grade 4, \$1,680 to \$2,040; average, \$1,860—					
Clerks.....	3 1,580	3 1,580	4 1,635		
Clerk-stenographers.....					
Grade 3, \$1,500 to \$1,860; average, \$1,680—					
Assistant clerks.....	2 1,470	2 1,440	2 1,440		
Senior stenographers.....					
Grade 2, \$1,320 to \$1,680; average, \$1,500—					
Junior clerks.....	2 1,230	2 1,200	2 1,200		
Grade 1, \$1,140 to \$1,500; average, \$1,320—					
Underclerks.....					
Custodial service—					
Grade 3, \$1,020 to \$1,260; average, \$1,140—					
Messengers.....	2 1,080	2 1,080	2 1,080		
01 Total average number of employees.....	14 23,700	14 23,520	13 21,580		
Total salaries.....					
The difference between 1928 and 1927 is due to increase in salaries, \$180.					

1 Includes transfer of one per diem position, effective July 1, 1926.

## Estimates of appropriations required for the service of the fiscal year ending June 30, 1928—Continued

General object (title of appropriation), date of acts, references to Statutes at Large, or to Revised Statutes, and estimated amount required for each detailed object				Total amount to be appropriated under each head of appropriation	Amount appropriated for the fiscal year ending June 30, 1927
<b>Central Garage, District of Columbia—</b> For personal services in accordance with the classification act of 1923 ( <i>act May 10, 1926, vol. 44, p. 419</i> ).....				\$1,800. 00	\$4,700. 00
	Estimated expenditures, 1928 appropriation	Estimated expenditures, 1927 appropriation	Expended and obligated, 1926		
Salaries:					
Custodial service—	<i>Average—</i>	<i>Average—</i>	<i>Average—</i>		
Grade 8, \$1,860 to \$2,400; average, \$2,111.42—	No. Salary	No. Salary	No. Salary		
Principal mechanic.....	1 \$2,100	1 \$2,000	1 \$1,920		
Grade 4, \$1,140 to \$1,500; average, \$1,320—					
Undermechanic.....	1 1,320	1 1,320	1 1,360		
Clerical, administrative, and fiscal service—					
Grade 2, \$1,320 to \$1,680; average, \$1,500—					
Junior clerk.....	1 1,380	1 1,380	1 1,320		
Total average number of employees.....	3	3	3		
Total salaries.....	4,800	4,700	4,500		
The difference between 1928 and 1927 is due to increase in salaries, \$100.					
<b>Municipal Architect's Office, District of Columbia—</b> For personal services in accordance with the classification act of 1923 ( <i>act May 10, 1926, vol. 44, p. 420</i> )..... All apportionments of appropriations for the use of the municipal architect in payment for the services of draftsmen, assistant engineers, clerks, copyists, and inspectors, employed on construction work provided for by said appropriations, shall be based on an amount not exceeding 2½ per centum of the amount of the appropriation made for each project ( <i>same act</i> ).				42,020. 00	40,420. 00
	Estimated expenditures, 1928 appropriation	Estimated expenditures, 1927 appropriation	Expended and obligated, 1926		
Salaries:					
Professional and scientific service—	<i>Average—</i>	<i>Average—</i>	<i>Average—</i>		
Grade 5, \$5,200 to \$6,000; average, \$5,600—	No. Salary	No. Salary	No. Salary		
Senior engineer (municipal architect).....	1 \$5,400	1 \$5,400	1 \$5,200		
Grade 4, \$3,800 to \$5,000; average, \$4,400—					
Engineer.....	1 4,000	1 4,000	1 3,800		
Grade 3, \$3,000 to \$3,600; average, \$3,300—					
Associate engineer.....	1 3,200	1 3,200	1 3,000		
Grade 2, \$2,400 to \$3,000; average, \$2,700—					
Assistant engineers.....	2 2,500	2 2,450	2 2,400		
Subprofessional service—					
Grade 5, \$1,680 to \$2,040; average, \$1,860—					
Engineering draftsmen.....	2 1,740	2 1,710	2 1,680		
Clerical, administrative, and fiscal service—					
Grade 5, \$1,860 to \$2,400; average, \$2,100—					
Senior clerks.....	2 2,000	2 1,920	1 1,860		
Grade 2, \$1,320 to \$1,680; average, \$1,500—					
Senior typists.....	5 1,488	5 1,428	3 1,320		
Grade 1, \$1,140 to \$1,500; average, \$1,320—					
Underclerk.....	1 1,200	1 1,200	1 1,140		
Custodial service—					
Grade 10, \$2,400 to \$3,000; average, \$2,700—					
Chief mechanical superintendent.....	1 2,800	1 2,500	1 2,400		
Grade 8, \$1,860 to \$2,400; average, \$2,100—					
Principal mechanic.....	1 1,860	1 1,860			
Grade 7, \$1,680 to \$2,040; average, \$1,860—					
Senior mechanic.....	1 1,800	1 1,740	1 1,680		
Grade 3, \$1,020 to \$1,260; average, \$1,140—					
Messenger.....	1 1,020	1 1,020	1 1,020		
Positions transferred from office of Engineer Commissioner:	19 41,000	19 40,420	15 32,220		
Custodial service—					
Grade 3, \$1,020 to \$1,260; average, \$1,140—					
Watchman.....	1 1,020				
Total average number of employees.....	20	19	15		
Total salaries.....	42,020	40,420	32,220		
The difference between 1928 and 1927 is due to—					
Increase in salaries..... \$580					
Transfer of position from office of engineer commissioner.....					
1,020					
Total increase.....	1,600				

*Estimates of appropriations required for the service of the fiscal year ending June 30, 1928—Continued*

General object (title of appropriation), date of acts, references to Statutes at Large, or to Revised Statutes, and estimated amount required for each detailed object				Total amount to be appropriated under each head of appropriation	Amount appropriated for the fiscal year ending June 30, 1927
<b>Municipal Architect's Office, District of Columbia—Continued.</b>					
[For a new heating plant to replace the present worn-out plant at the District repair shop] (act May 10, 1926, vol. 44, p. 420)					\$1,500.00
Heating plant: Expenditure—1927, \$1,500.					
For the purchase of two one-ton dump trucks				\$1,300.00	
Two 1-ton dump trucks: Expenditures—1928, \$1,300; 1926, \$2,055.80.					
<b>Public Utilities Commission, District of Columbia—</b>					
[Attorney at law, \$5,500, and for other] For personal services in accordance with the classification act of 1923, and no part of this appropriation shall be available for the compensation of any person giving less than full time from nine o'clock antemeridian to four-thirty o'clock postmeridian to his official duties (acts Mar. 4, 1913, vol. 37, p. 996, sec. 8; May 10, 1926, vol. 44, p. 420)				40,920.00	46,120.00
	Estimated expenditures, 1928 appropriation	Estimated expenditures, 1927 appropriation	Expended and obligated, 1926		
<b>Salaries:</b>					
Professional and scientific service—	Average—	Average—	Average—		
Grade 3, \$3,000 to \$3,600; average, \$3,300—	No. Salary	No. Salary	No. Salary		
Traffic engineer	1 \$3,100	1 \$3,000	1 \$3,000		
Grade 2, \$2,400 to \$3,000; average, \$2,700—					
Chief inspector of gas and meters	1 2,500	1 2,500	1 2,450		
Subprofessional service—					
Grade 8, \$2,400 to \$3,000; average, \$2,700—					
Inspector of electric meters	1 2,400	1 2,400	1 2,400		
Grade 5, \$1,680 to \$2,040; average, \$1,860—					
Inspector	1 2,040	1 2,040	1 2,040		
Inspector	1 1,920	1 1,920	1 1,890		
Inspector	1 1,800	1 1,800	1 1,710		
Inspector	1 1,680	1 1,680	1 1,680		
Grade 3, \$1,320 to \$1,680; average, \$1,500—					
Inspectors	2 1,380	2 1,380	2 1,350		
Clerical, administrative, and fiscal service—					
Grade 11, \$3,800 to \$5,000; average, \$4,400—					
Administrative officer (executive secretary)	1 4,400	1 4,400	1 4,100		
Grade 10, \$3,300 to \$3,900; average, \$3,600—					
Senior accountant and auditor (accountant)	1 3,700	1 3,600	1 3,400		
Grade 7, \$2,400 to \$3,000; average, \$2,700—					
Assistant accountant	1 2,600	1 2,600	1 2,450		
Grade 5, \$1,860 to \$2,400; average, \$2,100—					
Chief clerk	1 2,100	1 2,100	1 2,180		
Statistical clerks	2 1,860	2 1,860	1 1,860		
Accountant and auditing assistant	1 2,000	1 2,000			
Grade 3, \$1,500 to \$1,860; average, \$1,680—					
Clerk	1 1,620	1 1,560	1 1,582		
Grade 2, \$1,320 to \$1,680; average, \$1,500—					
Clerks	1 1,380	1 1,320	1 1,469		
Grade 1, \$1,140 to \$1,500; average, \$1,320—					
Messenger	1 1,200	1 1,200	1 1,170		
Total number of employees	19	19	17 1/2		
Total salaries	40,920	40,620	36,652		
Attorney at law		5,500			
		20	46,120		
The difference between 1928 and 1927 is due to decrease of \$5,500 for attorney at law not included in 1928; and increase in salaries, \$300.					
For incidental and all other general necessary expenses authorized by law (same acts)				4,000.00	4,000.00
	Estimated expenditures, 1928 appropriation	Estimated expenditures, 1927 appropriation	Expended and obligated, 1926		
Stenographic services and notes	\$800.00	\$800.00	\$293.81		
Car tokens and travelling expenses	450.00	450.00	474.90		
Stationery, printing, and office supplies	650.00	650.00	1,046.97		
Annual report	2,000.00	2,000.00	2,043.92		
Furniture and office equipment	100.00	100.00	125.85		
General counsel, salary			1,000.00		
Total	4,000.00	4,000.00	4,985.45		
<b>Board of Examiners, Steam Engineers, District of Columbia—</b>					
Salaries: Three members, at \$150 each (act May 10, 1926, vol. 44, p. 420)				450.00	450.00
01 Salaries: Expenditures—1928, \$450; 1927, \$450; 1926, \$450.					

## Estimates of appropriations required for the service of the fiscal year ending June 30, 1928—Continued

General object (title of appropriation), date of acts, references to Statutes at Large, or to Revised Statutes, and estimated amount required for each detailed object				Total amount to be appropriated under each head of appropriation	Amount appropriated for the fiscal year ending June 30, 1927
<b>Department of Insurance, District of Columbia—</b> For personal services in accordance with the classification act of 1923 (act May 10, 1926, vol. 44, p. 420)				\$17, 600. 00	\$17, 240. 00
	Estimated expenditures, 1928 appropriation	Estimated expenditures, 1927 appropriation	Expended and obligated, 1926		
Salaries:					
Clerical, administrative, and fiscal service—	Average—	Average—	Average—		
Grade 11, \$3,800 to \$5,000; average, \$4,400—	No. Salary	No. Salary	No. Salary		
Administrative officer.....	1 \$4, 200	1 \$4, 000	1 \$3, 800		
Grade 7, \$2,400 to \$3,000; average, \$2,700—					
Junior administrative assistant.....	1 3, 000	1 3, 000	1 3, 000		
Grade 6, \$2,100 to \$2,700; average, \$2,400—					
Principal clerk.....	1 2, 400	1 2, 300	1 2, 300		
Grade 4, \$1,680 to \$2,040; average, \$1,860—					
Clerk.....	1 1, 980	1 1, 980	1 1, 980		
Grade 3, \$1,500 to \$1,860; average, \$1,680—					
Junior clerk.....	1 1, 680	1 1, 680	1 1, 680		
Grade 2, \$1,320 to \$1,680; average, \$1,500—					
Junior stenographers.....	3 1, 440	3 1, 420	4 1, 350		
01 Total average number of employees.....	8	8	9		
Total salaries.....	17, 600	17, 240	17, 040		
The difference between 1928 and 1927 is due to increase in salaries, \$360.					
<b>Surveyor's Office, District of Columbia—</b> For personal services in accordance with the classification act of 1923 (acts Feb. 28, 1895, vol. 28, p. 689, secs. 1-8; May 10, 1926, vol. 44, p. 420)				67, 860. 00	67, 220. 00
	Estimated expenditures, 1928 appropriation	Estimated expenditures, 1927 appropriation	Expended and obligated, 1926		
Salaries:					
Professional and scientific service—	Average—	Average—	Average—		
Grade 4, \$3,800 to \$5,000; average, \$4,400—	No. Salary	No. Salary	No. Salary		
Engineer (surveyor, District of Columbia).....	1 \$4, 400	1 \$4, 400	1 \$4, 200		
Grade 3, \$3,000 to \$3,600; average, \$3,300—					
Associate engineers.....	2 3, 300	2 3, 200	2 3, 100		
Grade 2, \$2,400 to \$3,000; average, \$2,700—					
Assistant engineers.....	5 2, 640	5 2, 560	3 2, 533		
Grade 1, \$1,860 to \$2,400; average, \$2,130—					
Junior engineer.....	1 1, 920	1 1, 920	1 1, 860		
Subprofessional service—					
Grade 6, \$1,860 to \$2,400; average, \$2,130—					
Senior engineering draftsmen.....	2 1, 980	2 1, 980	1 1, 860		
Senior engineering aid.....	1 1, 980	1 1, 920	1 1, 860		
Grade 5, \$1,680 to \$2,040; average, \$1,860—					
Engineering draftsmen.....	6 1, 760	6 1, 760	2 1, 695		
Engineering aid.....	1 1, 680	1 1, 680	1 1, 680		
Grade 4, \$1,500 to \$1,860; average, \$1,680—					
Assistant engineering field aid.....	5 1, 500	5 1, 500	4 1, 500		
Grade 3, \$1,320 to \$1,680; average, \$1,500—					
Assistant engineering field aid.....	1 1, 560	1 1, 560	1 1, 560		
Grade 2, \$1,140 to \$1,500; average, \$1,320—					
Apprentice engineering field aids.....	9 1, 153	9 1, 153	6 1, 140		
Clerical, administrative, and fiscal service—					
Grade 2, \$1,320 to \$1,680; average, \$1,500—					
Junior office draftsman.....	1 1, 500	1 1, 500	1 1, 500		
Grade 1, \$1,140 to \$1,500; average, \$1,320—					
Underclerks.....	2 1, 320	2 1, 320	2 1, 320		
01 Total number of employees.....	37	37	26		
Total salaries.....	67, 860. 00	67, 220. 00	46, 364. 97		
The difference between 1928 and 1927 is due to increase in salaries, \$660.					

*Estimates of appropriations required for the service of the fiscal year ending June 30, 1928—Continued*

General object (title of appropriation), date of acts, references to Statutes at Large, or to Revised Statutes, and estimated amount required for each detailed object				Total amount to be appropriated under each head of appropriation	Amount appropriated for the fiscal year ending June 30, 1927
<b>Surveyor's Office, District of Columbia—Continued.</b>					
Services of temporary draftsmen, computers, laborers, additional field party when required, purchase of supplies, care or hire of teams, \$5,000, no part of which shall be expended without the written authority of the commissioners ( <i>acts Feb. 28, 1895, vol. 28, p. 689, secs. 1-8; May 10, 1926, vol. 44, p. 420</i> )				\$5,000.00	\$5,000.00
	Estimated expenditures, 1928 appropriation	Estimated expenditures, 1927 appropriation	Expended and obligated, 1926		
<b>Salaries:</b>					
Professional and scientific service—	<i>Average—</i>	<i>Average—</i>	<i>Average—</i>		
Grade 2, \$2,400 to \$3,000; average, \$2,700—	<i>No. Salary</i>	<i>No. Salary</i>	<i>No. Salary</i>		
Assistant engineers—					
Grade 1, \$1,860 to \$2,400; average, \$2,130—					
Junior engineer—	1 \$1,860	1 \$1,860			
Subprofessional service—					
Grade 6, \$1,860 to \$2,400; average, \$2,130—					
Senior engineering draftsman—			1 1,960		
Grade 5, \$1,680 to \$2,040; average, \$1,860—					
Engineering draftsmen—			3 1,740		
Grade 4, \$1,500 to \$1,860; average, \$1,680—					
Assistant engineering field aids—			2 1,500		
Grade 2, \$1,140 to \$1,500; average, \$1,320—					
Apprentice engineering field aids—	2 1,140	2 1,140	3 1,140		
Total number of employees—	3	3	11		
01 Total salaries—	4,140.00	4,140.00	18,601.07		
02 Supplies and materials:					
Field instruments—	800.00	800.00			
Field supplies—	60.00	60.00			
Total—	5,000.00	5,000.00			
[For making surveys to mark permanently on the ground the permanent system of highways for the District of Columbia] ( <i>acts Feb. 28, 1895, vol. 28, p. 689, secs. 1-8; May 10, 1926, vol. 44, p. 420</i> )					2,000.00
For revision of the highway plan, including the surveying and permanent marking on the ground of the system of highways ( <i>same acts</i> )				3,000.00	1,500.00
	Estimated expenditures, 1928 appropriation	Estimated expenditures, 1927 appropriation	Expended and obligated, 1926		
<b>Salaries:</b>					
Professional and scientific service—	<i>Average—</i>	<i>Average—</i>	<i>Average—</i>		
Grade 1, \$1,860 to \$2,400; average, \$2,100—	<i>No. Salary</i>	<i>No. Salary</i>	<i>No. Salary</i>		
Junior engineer—	1½ \$1,860	1½ \$1,860	1½ \$1,860		
Subprofessional service—					
Grade 3, \$1,320 to \$1,680; average, \$1,500—	1½ 1,380	1 1,380	1½ 1,320		
Assistant engineering field aid—					
Grade 2, \$1,140 to \$1,500; average, \$1,320—	1½ 1,140	1 1,140	1½ 1,140		
Apprentice engineering field aid—					
Total number of employees—	2	2½	2½		
01 Total salaries—	2,780.00	3,295.00	2,613.82		
<b>Supplies:</b>					
Purchase of lithograph maps—	120.00	120.00	222.22		
Stone monuments—	100.00	85.00	75.00		
Total—	3,000.00	3,500.00	2,911.02		
<b>Employees' Compensation Fund, District of Columbia—</b>					
For carrying out the provisions of section 11 of the District of Columbia appropriation act approved July 11, 1919, extending to the employees of the government of the District of Columbia the provisions of the act entitled "An act to provide compensation for employees of the United States suffering injuries while in the performance of their duties, and for other purposes," approved September 7, 1916 ( <i>acts July 11, 1919, vol. 41, p. 104, sec. 11; May 10, 1926, vol. 44, p. 420</i> )				15,000.00	12,000.00
Employees compensation fund: Expenditures—1928, \$15,000; 1927, \$12,000; 1926, \$14,618.21.					

## Estimates of appropriations required for the service of the fiscal year ending June 30, 1928—Continued

General object (title of appropriation), date of acts, references to Statutes at Large, or to Revised Statutes, and estimated amount required for each detailed object				Total amount to be appropriated under each head of appropriation	Amount appropriated for the fiscal year ending June 30, 1927
Office of the Director of Traffic, District of Columbia— For personal services in accordance with the classification act of 1923 (act May 10, 1926, vol. 44, p. 420)				\$33, 220. 00	\$43, 120. 00
	Estimated expenditures, 1928 appropriation	Estimated expenditures, 1927 appropriation	Expended and obligated, 1926		
Salaries:					
Professional and scientific service—					
Grade 4, \$3,500 to \$5,000; average, \$1,400—					
Engineer (assistant director of traffic)	Average— No. 1 Salary \$4,400	Average— No. 1 Salary \$4,400	Average— No. 1 Salary \$4,400		
Clerical, administrative, and fiscal service—					
Grade 12, \$5,200 to \$6,000; average, \$5,600—					
Senior administrative officer (director of traffic)	1 5,600	1 5,600	1 5,600		
Grade 9, \$3,000 to \$3,600; average, \$3,300—					
Senior administrative assistant (administrative assistant)	1 3,300	1 3,300	1 3,300		
Grade 5, \$1,860 to \$2,400; average, \$2,100—					
Senior clerk			★ 1,860		
Grade 3, \$1,500 to \$1,860; average, \$1,680—					
Assistant clerks	5 1,656	5 1,620	3 1,575		
Grade 2, \$1,320 to \$1,680; average, \$1,500—					
Junior clerks	3 1,420	3 1,360	1★ 1,360		
Grade 1, \$1,140 to \$1,500; average, \$1,320—					
Underclerks	4 1,155	13 1,140	★ 1,140		
Custodial service—					
Grade 7, \$1,680 to \$2,040; average, \$1,860—					
Senior mechanic (foreman of sign shop)	1 1,680	1 1,680	★ 1,680		
Grade 3, \$1,020 to \$1,260; average, \$1,140—					
Messenger	1 1,080	1 1,080	1 1,080		
Total average number of employees	17	26	9★		
Total salaries	33, 220. 00	43, 120. 00	20, 106. 31		
The difference between 1928 and 1927 is due to—					
Decrease in force					\$10, 320
Increase in salaries					420
Net decrease	9, 900				
[For purchase, installation, and maintenance of traffic lights, signals, controls, and markers, painting white lines, labor, traffic surveys, city planning in relation to traffic regulation and control, and such other expenses as may be necessary in the judgment of the commissioners, [\$56,880] \$90,000 [and in addition not exceeding \$350,000 of such fees as may be received during the fiscal years 1926 and 1927 for reissuing motor-vehicle operators' permits, which shall be applied exclusively to the purchase, installation, and maintenance of traffic lights and additional new street lamps and fixtures incidental to such work] (act May 10, 1926, vol. 44, pp. 420-421)				90, 000. 00	56, 880. 00
	Estimated expenditures, 1928 appropriation	Estimated expenditures, 1927 appropriation	Expended and obligated, 1926		
Traffic signals and equipment		\$70, 650. 00	\$10, 338. 50		
Construction and installation of signals		271, 500. 00	38, 815. 98		
Operation and maintenance of traffic signals	\$20, 500. 00	10, 250. 00	4, 911. 82		
Traffic signal operators	18, 000. 00	10, 000. 00			
Traffic signs	6, 500. 00	7, 000. 00	5, 008. 05		
Traffic shop:					
Paint	11, 250. 00	7, 500. 00	2, 424. 29		
Supplies	7, 250. 00	4, 500. 00	122. 11		
Tools	1, 000. 00	2, 500. 00	401. 90		
Labor	16, 000. 00	13, 000. 00	7, 752. 10		
Office supplies and equipment	1, 500. 00	2, 500. 00	1, 472. 38		
Printing and stationery	2, 000. 00	2, 500. 00	2, 961. 89		
Traffic counts and surveys	5, 000. 00				
Traffic lamps		500. 00	484. 44		
Umbrellas		250. 00	108. 75		
Telephone and telegrams			22. 12		
Stop meters			300. 00		
Traveling expenses			788. 47		
Miscellaneous	1, 000. 00	3, 630. 00	305. 08		
Total	90, 000. 00	406, 280. 00	76, 217. 88		



*Estimates of appropriations required for the service of the fiscal year ending June 30, 1928—Continued*

General object (title of appropriation), date of acts, references to Statutes at Large, or to Revised Statutes, and estimated amount required for each detailed object	Total amount to be appropriated under each head of appropriation		Amount appropriated for the fiscal year ending June 30, 1927
<b>Salaries, Free Public Library, District of Columbia—</b> For personal services in accordance with the classification act of 1923 ( <i>acts June 3, 1896, vol. 29, p. 244, secs. 1-5; Apr. 1, 1926, vol. 44, pp. 229-230; May 10, 1926, vol. 44, p. 421</i> )	\$199, 700. 00		\$182, 300. 00
<b>Free Public Library, including branches:</b> <b>Salaries—</b> <b>Professional service—</b> Grade 5, \$5,200 to \$6,000; average, \$5,600— Senior librarian (librarian)..... Grade 3, \$3,000 to \$3,600; average, \$3,300— Associate librarian (assistant librarian)..... Associate librarians (chiefs of department)..... Associate librarians (chiefs of department)..... Grade 2, \$2,400 to \$3,000; average, \$2,700— Assistant librarian (chief of division)..... Assistant librarians (chiefs of division)..... Grade 1, \$1,800 to \$2,400; average, \$2,100— Junior librarians..... Junior librarians..... <b>Subprofessional service—</b> Grade 6, \$1,800 to \$2,400; average, \$2,100— Senior library assistant (chief of division)..... Grade 5, \$1,680 to \$2,040; average, \$1,860— Library assistants..... Library assistants..... Library assistants..... Grade 4, \$1,500 to \$1,860; average, \$1,680— Junior library assistants..... Junior library assistants..... Junior library assistants..... Grade 3, \$1,320 to \$1,680; average, \$1,500— Underlibrary assistants..... Underlibrary assistants..... Grade 2, \$1,140 to \$1,500; average, \$1,320— Minor library assistant..... Minor library assistants..... Grade 1, \$900 to \$1,260; average, \$1,080— Library aids..... <b>Clerical, administrative, and fiscal service—</b> Grade 6, \$2,100 to \$2,700; average, \$2,400— Principal clerk (chief clerk)..... Grade 3, \$1,500 to \$1,860; average, \$1,680— Assistant clerk-stenographer..... Assistant clerk-stenographer..... Grade 2, \$1,320 to \$1,680; average, \$1,500— Junior clerk-stenographer..... Grade 1, \$1,140 to \$1,500; average, \$1,320— Underoperator..... Underclerk-typist..... <b>Custodial service—</b> Grade 6, \$1,560 to \$2,400; average, \$2,100— Principal mechanic..... Grade 5, \$1,320 to \$1,680; average, \$1,500— Junior mechanic..... Grade 4, \$1,140 to \$1,500; average, \$1,320— Head messenger..... Undermechanic..... Undermechanics..... Undermechanic..... Grade 3, \$1,020 to \$1,260; average, \$1,140— Minor mechanic..... Minor mechanics..... Senior laborers..... Senior laborer..... Guard..... Grade 2, 40 cents an hour— Charwomen..... Grade 1, \$600 to \$780; average, \$690— Junior messengers..... Junior messengers..... Total number of employees..... Total salaries..... <b>NEW POSITIONS RECOMMENDED FOR 1928</b> <b>Salaries:</b> <b>Main library—</b> <b>Professional service—</b> Grade 2, \$2,400 to \$3,000— Assistant librarian..... <b>Subprofessional service—</b> Grade 4, \$1,500 to \$1,860— Junior library assistant..... Grade 3, \$1,320 to \$1,680— Under library assistant..... Grade 2, \$1,140 to \$1,500— Minor library assistant..... Grade 1, \$900 to \$1,260— Library aids..... <b>Clerical, administrative, and fiscal service—</b> Grade 1, \$1,140 to \$1,500— Underclerk-typist.....	Estimated expenditures, 1928 appropriation Average— No. Salary 1 \$5,600 1 3,400 1 3,100 3 3,000 1 2,700 2 2,500 7 1,920 8 1,860 1 1,920 1 1,800 5 1,740 7 1,680 2 1,680 3 1,560 6 1,500 3 1,380 16 1,320 1 1,200 14 1,140 7 900 1 2,200 1 1,680 1 1,560 1 1,320 1 1,140 1 1,140 1 2,100 1 1,500 1 1,140 1 1,200 1 1,140 1 1,080 1 1,140 3 1,080 3 1,020 1 1,080 1 1,020 7 500 2 630 6 600 126 183,620 1 2,400 1 1,500 1 1,320 1 1,140 2 900 1 1,140	Estimated expenditures, 1927 appropriation Average— No. Salary 1 \$5,600 1 3,400 4 3,000 1 2,700 3 2,400 1 1,920 11 1,860 1 1,920 1 1,800 2 1,740 10 1,680 2 1,680 1 1,560 8 1,500 19 1,320 1 1,200 14 1,140 7 900 1 2,200 1 1,680 1 1,560 1 1,320 1 1,140 1 1,140 1 2,100 1 1,500 1 1,140 2 1,140 1 1,080 1 1,140 1 1,020 1 1,020 4 1,020 1 1,080 1 1,020 7 500 8 600 126 182,300	Expended and obligated, 1926 Average— No. Salary 1 \$5,400 1 3,300 4 3,000 1 2,600 2 2,400 1 1,920 14 1,860 1 1,860 11 1,680 1 1,680 1 1,560 6 1,500 18 1,320 16 1,140 7 900 1 2,100 1 1,680 1 1,500 1 1,320 1 1,140 1 1,140 1 2,000 1 1,500 1 1,140 2 1,140 1 1,080 1 1,140 1 1,020 4 1,020 1 1,080 1 1,020 7 500 8 600 121 164,100

## Estimates of appropriations required for the service of the fiscal year ending June 30, 1928—Continued

General object (title of appropriation), date of acts, references to Statutes at Large, or to Revised Statutes, and estimated amount required for each detailed object				Total amount to be appropriated under each head of appropriation	Amount appropriated for the fiscal year ending June 30, 1927
<b>Salaries, Free Public Library, District of Columbia—Continued.</b>					
	Estimated expenditures, 1928 appropriation	Estimated expenditures, 1927 appropriation	Expended and obligated, 1926		
<b>NEW POSITIONS RECOMMENDED FOR 1928—continued</b>					
<b>Salaries—Continued.</b>					
<b>Main library—Continued.</b>					
<b>Custodial service—</b>					
Grade 3, \$1,020 to \$1,260—	Average— No. Salary	Average— No. Salary	Average— No. Salary		
Senior laborer.....	1 \$1,020				
Grade 1, \$600 to \$780—					
Junior messengers.....	3 600				
Total number of employees.....	11				
Total salaries.....	12,120				
<b>Southeastern branch—</b>					
<b>Subprofessional service—</b>					
Grade 3, \$1,320 to \$1,680—					
Underlibrary assistant.....	1 1,320				
<b>Mt. Pleasant branch—</b>					
<b>Subprofessional service—</b>					
Grade 3, \$1,320 to \$1,680—					
Underlibrary assistant.....	1 1,320				
<b>E. V. Brown-Tenley subbranches—</b>					
<b>Subprofessional service—</b>					
Grade 3, \$1,320 to \$1,680—					
Underlibrary assistant.....	1 1,320				
Total salaries, new positions.....	14 16,080				
Total number of employees.....	140	126	121		
Total salaries.....	199,700	\$182,300	\$164,100		
The difference between 1928 and 1927 is due to—					
New positions (now paid from "desk fund").....	\$9,900				
New positions.....	6,180				
Increase in salaries.....	1,320				
Total increase.....	17,400				
For substitutes and other special and temporary service, [including the conducting of stations in public school buildings,] at the discretion of the librarian: <i>Provided</i> , That no money appropriated by this act shall be expended in conducting library stations not now in existence ( <i>acts June 3, 1896, vol. 29, p. 244, secs. 1-5; Apr. 1, 1926, vol. 44, pp. 229-230; May 10, 1926, vol. 44, p. 421</i> ).....				\$6,000. 00	\$3,500. 00
	Estimated expenditures, 1928 appropriation	Estimated expenditures, 1927 appropriation	Expended and obligated, 1926		
	Number	Number	Number		
Assistants, \$1,140-\$1,320.....per annum.....	5	3	3		
Pages, \$600.....do.....	5	3	3		
Total number of employees.....	10	6	6		
Total salaries.....	\$6,000	\$3,500	\$3,500		
For extra services on Sundays, holidays, and Saturday half holidays ( <i>same acts</i> ).....				3,000. 00	3,000. 00
	Rate	Estimated expenditures, 1928 appropriation	Estimated expenditures, 1927 appropriation	Expended and obligated, 1926	
		Number	Number	Number	
Superintendent.....per hour.....	\$1.10	1	1	1	
Reference librarians.....do.....	1.00	3	3	3	
Children's librarians.....do.....	.90	2	2	2	
Assistants.....do.....	.90	6	6	6	
Pages.....do.....	.70	4	4	4	
Engineer.....per diem.....	5.50	1	1	1	
Janitors.....do.....	4.25	3	3	3	
Charwomen.....do.....	1.60	2	2	2	
Total number of employees.....		22	22	22	
Total personal services.....		\$3,000	\$3,000	\$2,500	

*Estimates of appropriations required for the service of the fiscal year ending June 30, 1928—Continued*

General object (title of appropriation), date of acts, references to Statutes at Large, or to Revised Statutes, and estimated amount required for each detailed object					Total amount to be appropriated under each head of appropriation	Amount appropriated for the fiscal year ending June 30, 1927
<b>Expenses, Free Public Library, District of Columbia—</b>						
Miscellaneous: For books, periodicals, and newspapers, including payment in advance for subscriptions to periodicals, newspapers, subscription books, and society publications: <i>Provided, That the disbursing officer of the District of Columbia is authorized to advance to the librarian of the free Public Library, upon requisition previously approved by the auditor of the District of Columbia, sums of money not exceeding \$25 at the first of each month, to be expended for the purchase of certain books, pamphlets, numbers of periodicals or newspapers, and to be accounted for on itemized vouchers (acts June 3, 1896, vol. 29, p. 244, secs. 1-5; Apr. 1, 1926, vol. 44, pp. 229-230; May 10, 1926, vol. 44, p. 421)</i>					\$32,000.00	\$30,000.00
Stock, central building and branches: Expenditures—1926, \$32,000; 1927, \$30,000; 1928, \$42,000.						
For binding, including necessary personal services ( <i>same acts</i> )					13,500.00	12,500.00
	Rate per diem	Estimated expenditures, 1928 appropriation	Estimated expenditures, 1927 appropriation	Expended and obligated, 1926		
		Number	Number	Number		
Foreman	\$7.30	1	1	1		
Finisher	5.80	1	1	1		
Sewers	3.00	2	2	2		
Apprentice helper	3.50-4.50	1	1	1		
01 Total wages		\$8,000.00	\$8,000.00	\$7,480.10		
Supplies		1,500.00	1,500.00	696.50		
Binding by contract		4,000.00	3,000.00	1,823.40		
Total		13,500.00	12,500.00	10,000.00		
For maintenance, repairs, fuel, lighting, fitting up buildings, lunch-room equipment; purchase, exchange, and maintenance of [bicycles and] motor delivery vehicles, and other contingent expenses ( <i>same acts</i> )					24,000.00	20,000.00
		Estimated expenditures, 1928 appropriation	Estimated expenditures, 1927 appropriation	Expended and obligated, 1926		
Coal		\$4,200.00	\$4,200.00	\$2,975.62		
Car tokens		50.00	50.00	20.00		
Building supplies		1,200.00	1,200.00	1,578.29		
Repairs to equipment		500.00	500.00			
New equipment		1,900.00	2,000.00	213.48		
Stationery		1,200.00	1,200.00	1,355.56		
Library of Congress cards		750.00	700.00	625.44		
Freight, expressage, and drayage		300.00	300.00	226.03		
Ice and laundry		600.00	600.00	502.15		
Typewriters, multigraph, adding machine, and repairs		1,000.00	1,000.00	364.00		
Electric and gas light		5,000.00	5,000.00	3,779.42		
Telephone		600.00	600.00	525.06		
Printing		1,700.00	1,900.00	894.61		
Repairs made by District of Columbia repair department				1,500.00		
Motor vehicles and upkeep		500.00	500.00	388.90		
Miscellaneous		500.00	250.00			
Washingtoniana division equipment		4,000.00				
		24,000.00	20,000.00	14,948.56		
For repairs and improvements to buildings [and equipment and for new furniture, furnishings, and equipment] and grounds ( <i>same acts</i> )					5,000.00	20,000.00
		Estimated expenditures, 1928 appropriation	Estimated expenditures, 1927 appropriation	Expended and obligated, 1926		
Central library:						
Roof			\$1,000			
Painting			1,500			
Linoleum			5,000			
Shades			300			
Ventilation			2,000			
Radiators			650			
Additional toilets, second floor			825			
Lighting system			750			
Repairing elevator			3,000			
Awnings			75			
Building, miscellaneous			125			
Transfer of lavatories to secure additional space for industrial division		\$1,000				

*Estimates of appropriations required for the service of the fiscal year ending June 30, 1928—Continued*

General object (title of appropriation), date of acts, references to Statutes at Large, or to Revised Statutes, and estimated amount required for each detailed object				Total amount to be appropriated under each head of appropriation	Amount appropriated for the fiscal year ending June 30, 1927
<b>Expenses, Free Public Library, District of Columbia—Continued.</b>					
	Estimated expenditures, 1928 appropriation	Estimated expenditures, 1927 appropriation	Expended and obligated, 1926		
<b>Takoma Park branch:</b>					
Painting.....		\$500			
Shades.....		250			
Awnings.....		125			
Building, miscellaneous.....		625			
New furnace.....	\$1,500				
<b>Southeastern branch:</b>					
Closing up stairway, main floor.....	2,800				
Miscellaneous repairs (4 buildings).....	500				
<b>Furniture, furnishings, and equipment:</b>					
File cases, \$200; tables and chairs, \$800; desks, \$500; catalogue cases, \$500; book trucks, \$300; adding machines, \$200; steel shelves, \$300; magazine binders, \$75; book-delivery baskets, \$200; miscellaneous, \$200.....		3,275			
<b>Total.....</b>	<b>5,000</b>	<b>20,000</b>			
<i>For rent of suitable quarters for branch library in Chevy Chase (submitted).....</i>				\$2,400.00	
Rent of branch library in Chevy Chase: Expenditure—1928, \$2,400.					
<b>Total, Free Public Library, District of Columbia.....</b>				<b>285,600.00</b>	<b>\$271,300.00</b>
<b>Office of the Register of Wills, District of Columbia—</b>					
<i>For personal services in accordance with the classification act of 1923 (act Apr. 24, 1926, vol. 44, p. 322).....</i>				65,720.00	
	Estimated expenditures, 1928 appropriation	Estimated expenditures, 1927 appropriation	Expended and obligated, 1926		
<b>Salaries:</b>					
<b>Professional and scientific service—</b>	<i>Average—</i>	<i>Average—</i>	<i>Average—</i>		
Grade 4, \$3,800 to \$5,000; average, \$4,400—	No. Salary	No. Salary	No. Salary		
Attorney (first deputy register of wills).....	1 \$3,800				
<b>Clerical, administrative, and fiscal service—</b>					
Grade 12, \$5,200 to \$6,000; average, \$5,600—					
Senior administrative officer (register of wills).....	1 5,200				
Grade 9, \$3,000 to \$3,600; average, \$3,300—					
Senior administrative assistant (second deputy).....	1 3,000				
Grade 7, \$2,400 to \$3,000; average, \$2,700—					
Junior administrative assistant (chief appraiser).....	1 2,400				
Grade 6, \$2,100 to \$2,700; average, \$2,400—					
Principal clerk (disbursing clerk).....	1 2,400				
Principal accounting and auditing assistant (chief accountant).....	1 2,100				
Grade 5, \$1,880 to \$2,400; average, \$2,100—					
Senior accounting and auditing assistant (assistant accountant).....	1 1,920				
Senior clerk (chief, corresponding section).....	1 2,000				
Senior clerk (appraiser).....	1 1,880				
Senior photographer (chief, photostat room).....	1 2,100				
Grade 4, \$1,680 to \$2,040; average, \$1,860—					
Clerk (bond clerk).....	1 2,040				
Clerk (order clerk).....	1 2,040				
Clerk (docket clerk).....	1 1,920				
Clerk (reviewer).....	1 1,680				
Photographer (assistant chief, photostat room).....	1 1,800				
Accounting and auditing assistants (accountant).....	2 1,800				
Accounting and auditing assistants (accountant).....	2 1,680				
Clerk-stenographer (stenographer and secretary).....	1 1,920				
Grade 3, \$1,500 to \$1,860; average, \$1,680—					
Assistant clerk (file clerk).....	1 1,740				
Assistant clerk (general clerk).....	1 1,740				
Assistant clerk (claims clerk).....	1 1,620				
Assistant clerk (correspondence clerk).....	1 1,620				
Assistant photographer (developer and washer).....	1 1,680				
Senior stenographer (stenographer).....	1 1,620				
Grade 2, \$1,320 to \$1,680; average, \$1,500—					
Senior typists (typist).....	2 1,680				
Junior photographer (washer).....	1 1,500				
Junior clerk (comparer).....	1 1,500				
Junior clerk (assistant appraiser).....	1 1,320				
Grade 1, \$1,140 to \$1,500; average, \$1,320—					
Underclerks (file clerks).....	2 1,140				
<b>Custodial service—</b>					
Grade 2, \$900 to \$1,140; average, \$1,020—					
Junior laborer (janitor).....	1 600				
<b>Total number of employees.....</b>	<b>34</b>				
<b>Total salaries.....</b>	<b>65,720</b>				

*Estimates of appropriations required for the service of the fiscal year ending June 30, 1928—Continued*

General object (title of appropriation), date of acts, references to Statutes at Large, or to Revised Statutes, and estimated amount required for each detailed object				Total amount to be appropriated under each head of appropriation	Amount appropriated for the fiscal year ending June 30, 1927
<b>Office of the Register of Wills, District of Columbia—Continued.</b> <i>For miscellaneous and contingent expenses, telephone bills, printing, typewriters, towels, towel service, window washing, street-car tokens, furniture and equipment and repairs thereto, purchase of books of reference, law books, and periodicals, and including \$4,000 to be immediately available for the purchase and installation of a photostat machine and accessory equipment (act Apr. 24, 1926, vol. 44, p. 322)</i>				\$9,400.00	
	Estimated expenditures, 1928 appropriation	Estimated expenditures, 1927 appropriation	Expended and obligated, 1926		
Miscellaneous and contingent expenses.....	\$5,400				
Photostat machine and equipment.....	4,000				
Total.....	9,400				
<b>Office of the Recorder of Deeds, District of Columbia—</b> <i>For personal services in accordance with the classification act of 1923 (act Apr. 24, 1926, vol. 44, p. 322)</i>				96,000.00	
	Estimated expenditures, 1928 appropriation	Estimated expenditures, 1927 appropriation	Expended and obligated, 1926		
<b>Salaries:</b>					
Clerical, administrative, and fiscal service—	<i>Average—</i>	<i>Average—</i>	<i>Average—</i>		
Grade 12, \$5,200 to \$6,000; average, \$5,600—	<i>No. Salary</i>	<i>No. Salary</i>	<i>No. Salary</i>		
Senior administrative officer (recorder of deeds).....	1 \$5,200				
Grade 10, \$3,300 to \$3,900; average, \$3,600—					
Junior administrative officer (deputy recorder of deeds).....	1 3,300				
Grade 8, \$2,700 to \$3,300; average, \$3,000—					
Administrative assistant (second deputy recorder).....	1 2,700				
Grade 5, \$1,860 to \$2,400; average, \$2,100—					
Senior clerk-stenographer (secretary to recorder).....	1 1,860				
Senior clerk (chief clerk).....	1 1,860				
Senior clerk (receiving clerk).....	1 1,860				
Senior clerk (head computer).....	1 1,860				
Senior clerk (head indexer).....	1 1,860				
Senior clerk (bookbinder).....	1 2,100				
Grade 3, \$1,500 to \$1,860; average, \$1,680—					
Assistant clerk (assistant receiving clerk).....	1 1,500				
Assistant clerk (assistant head computer).....	1 1,500				
Assistant clerk (assistant head indexer).....	1 1,560				
Senior operator, office devices (typewriter repairman).....	1 1,680				
Grade 2, \$1,320 to \$1,680; average, \$1,500—					
Senior typists (typists).....	20 1,500				
Junior clerks (comparers).....	8 1,320				
Junior clerks (land indexers).....	2 1,320				
Junior clerks (lot indexers).....	3 1,320				
Junior clerk (chattel indexer).....	1 1,320				
Junior clerk (corporation indexer).....	1 1,320				
Junior clerks (delivery clerks).....	2 1,320				
Junior clerk (release clerk).....	1 1,320				
Junior clerks (utility clerks).....	3 1,320				
<b>Custodial service—</b>					
Grade 4, \$1,140 to \$1,500; average, \$1,320—					
Senior guard (head watchman).....	1 1,260				
Grade 3, \$1,020 to \$1,260; average, \$1,140—					
Messengers.....	3 1,080				
Guards (watchmen).....	2 1,200				
Senior laborer (janitor).....	1 960				
Grade 2, \$900 to \$1,140; average, \$1,020—					
Junior laborer (assistant janitor).....	1 900				
Minor domestic attendant (charwoman).....	1 400				
Total number of employees.....	63				
Total salaries.....	96,000				
<i>For miscellaneous and contingent expenses, including telephone service, printing, binding, rebinding, repairing and preservation of records, typewriters, towels, towel service, furniture and equipment and repairs thereto; books of reference, law books and periodicals, street-car tokens, postage, and all other necessary incidental expenses (submitted)</i>				15,000.00	
Miscellaneous and contingent expenses: Expenditures, 1928, \$15,000.					

## Estimates of appropriations required for the service of the fiscal year ending June 30, 1928—Continued

General object (title of appropriation), date of acts, references to Statutes at Large, or to Revised Statutes, and estimated amount required for each detailed object				Total amount to be appropriated under each head of appropriation	Amount appropriated for the fiscal year ending June 30, 1927
<b>Office of the Recorder of Deeds, District of Columbia—Continued.</b>					
For rent of offices of the recorder of deeds [including services of cleaners as necessary not to exceed 30 cents per hour, to be expended under the direction of the Commissioners of the District of Columbia] (act May 10, 1926, vol. 44, p. 423)-----				\$14, 000. 00	\$14, 400. 00
	Estimated expenditures, 1928 appropriation	Estimated expenditures, 1927 appropriation	Expended and obligated, 1926		
Services of cleaners-----		\$400. 00	\$701. 40		
Rent-----	\$14, 000. 00	14, 000. 00	13, 698. 60		
Total-----	14, 000. 00	14, 400. 00	14, 400. 00		
Total, salaries, etc., District of Columbia-----				2, 000, 110. 00	1, 735, 300. 00
<b>Contingent and Miscellaneous Expenses, District of Columbia—</b>					
For printing, checks, books, law books, books of reference, periodicals, stationery; surveying instruments and implements; drawing materials; binding, rebinding, repairing, and preservation of records; purchase of laboratory apparatus and equipment and maintenance of laboratory in the office of the inspector of asphalt and cement; damages; livery, purchase and care of horses and carriages or buggies and bicycles not otherwise provided for; horseshoeing; ice, repairs to pound and vehicles; use of bicycles by inspectors in the engineer department not to exceed \$800 in the aggregate; traveling expenses not to exceed \$3,000, including not exceeding \$1,000 for payment of dues and traveling expenses in attending conventions when authorized by the Commissioners of the District of Columbia; expenses authorized by law in connection with the removal of dangerous or unsafe buildings; and other general necessary expenses of District offices, [including the personal tax board, harbor master, health department, surveyor's office, office of superintendent of weights, measures, and markets, department of insurance, and Board of Public Welfare] (act May 10, 1926, vol. 44, p. 421)-----				52, 000. 00	50, 600. 00
	Estimated expenditures, 1928 appropriation	Estimated expenditures, 1927 appropriation	Expended and obligated, 1926		
Stationery, blank forms, printing and binding and miscellaneous office supplies-----	\$33, 000. 00	\$34, 000. 00	\$33, 544. 94		
Books of reference, law books, city directories, real estate atlases, and subscriptions to newspapers and periodicals-----	1, 500. 00	1, 500. 00	1, 221. 02		
Furniture and equipment, including book and file cases-----	4, 600. 00	6, 000. 00	2, 828. 80		
Telephone rental, tolls and telegrams, and express-----	400. 00	400. 00	310. 82		
Typewriters, purchase, repair and rental, mimeograph, multigraph, addressograph, calculating and computing machines-----	3, 500. 00	3, 550. 00	3, 576. 92		
Transportation: Car tokens-----	1, 200. 00	1, 200. 00	1, 338. 70		
Forage, stable supplies, and repairs to vehicles-----	200. 00	200. 00	243. 98		
Traveling expenses-----	3, 000. 00	1, 200. 00	126. 36		
Fuel, gas, electric light, laundry, ice, and charcoal-----	600. 00	600. 00	574. 98		
Postage-----	350. 00	350. 00	320. 55		
Haslets for dog pound-----	150. 00	150. 00	139. 58		
Repairs to dog pound and stable-----	125. 00	175. 00	263. 31		
Hucksters' badges and vehicle tags-----	400. 00	400. 00	881. 00		
Recorder of deeds, recording instruments-----	25. 00	25. 00	27. 35		
Seals and weights for superintendent of weights, measures and markets-----	350. 00	350. 00	311. 18		
Damages-----	500. 00	500. 00	807. 89		
Removal of dangerous buildings-----	100. 00	500. 00	275. 00		
Unexpended balance subject to outstanding obligations-----			704. 62		
Total-----	52, 000. 00	51, 100. 00	47, 500. 00		
For printing all annual and special reports of the government of the District of Columbia for the fiscal year ending June 30, [1926] 1927, for submission to Congress, \$4,800: <i>Provided</i> , That authority is hereby given the Commissioners of the District of Columbia to discontinue the printing of any annual or special reports of the government of the District of Columbia in order to keep the expenditures within this appropriation. In all cases where the printing of said reports is discontinued the original copy thereof shall be kept on file in the offices of the Commissioners of the District of Columbia for public inspection (act May 10, 1926, vol. 44, p. 422)-----				4, 800. 00	4, 800. 00
Printing annual reports: Expenditures--1928, \$4,800; 1927, \$4,800; 1926, \$4,798.55.					

## Estimates of appropriations required for the service of the fiscal year ending June 30, 1928—Continued

General object (title of appropriation), date of acts, references to Statutes at Large, or to Revised Statutes, and estimated amount required for each detailed object	Total amount to be appropriated under each head of appropriation		Amount appropriated for the fiscal year ending June 30, 1927
<i>Contingent and Miscellaneous Expenses, District of Columbia—Continued.</i>			
For maintenance, care, repair, and operation of passenger-carrying automobiles owned by the District of Columbia, \$72,680: <i>Provided, That expenditures from appropriations contained in this act for the maintenance, upkeep, and repair, exclusive of garage rent, pay of operator, fuel and lubricants, on any vehicle used by the District of Columbia shall not exceed one-third of the market price of a new vehicle of the same make or class, and in no case exceed \$500; for exchange of such passenger-carrying automobiles now owned by the District of Columbia as, in the judgment of the commissioners of said District have or shall become unserviceable, [\$12,000] \$10,000; and for the purchase of passenger-carrying automobiles as follows: [Surface division, two Ford roadsters, \$900; two Ford touring cars for the electrical department, \$900; one Ford sedan for the Board of Public Welfare, \$700;] Surface division, two, \$900; sewer division, one, \$450; electrical department, one, \$450; office of director of traffic, one, \$1,500; assessor's office, one, \$450; assessor's office, one, \$1,800; in all [\$87,180] \$88,230 (act May 10, 1926, vol. 44, p. 421)</i>	\$88, 230. 00		\$87, 180. 00
	Estimated expenditures, 1928 appropriation	Estimated expenditures, 1927 appropriation	Expended and obligated, 1926
Executive office:			
Building inspection division—			
2 automobiles	\$500	\$500	\$500
Plumbing inspector:			
1 automobile	650	650	650
Assessor's office:			
3 automobiles	1, 500	1, 500	1, 500
2 automobiles	800		
Office of the corporation counsel:			
1 automobile	500	500	500
Central Garage:			
10 automobiles	5, 500	5, 500	5, 500
Overhead and maintenance of 50 motor cars (4 employees, 2 day and 2 night, who wash, oil, grease, make minor repairs and adjustments, serve as drivers, etc.)	7, 575	7, 575	7, 533
Cleaning material, auto soap, miscellaneous supplies, etc.	1, 000	1, 000	1, 000
Electricity	605	605	625
For the exchange of such automobiles now owned by the District of Columbia as, in the judgment of the commissioners of said District, have or shall become unserviceable	10, 000	12, 000	7, 250
Municipal architect:			
10 automobiles	4, 000	4, 500	4, 500
Surveyor's office:			
5 automobiles	1, 500	2, 000	1, 500
Surface division:			
28 automobiles	6, 000	6, 000	6, 000
2 automobiles	800	800	
2 automobiles	1, 000		
Trees and parkings:			
5 automobiles	2, 500	2, 500	2, 500
Sewer division:			
21 automobiles	9, 000	9, 000	9, 000
1 automobile	400		
City refuse:			
32 automobiles	11, 000	11, 500	11, 000
2 automobiles	700	700	
Playgrounds department:			
1 automobile	600	600	700
Electrical department:			
4 automobiles	1, 600	1, 600	2, 000
2 automobiles	800	800	
1 automobile	400		
Community centers:			
1 automobile	500	600	800
Health department:			
2 automobiles	700	700	700
Board of Public Welfare:			
4 ambulances	2, 500	3, 000	2, 500
Jail:			
1 automobile	400	500	550
Reformatory:			
3 automobiles	1, 400	1, 500	1, 500
National Training School for Girls:			
3 automobiles	1, 400	1, 500	1, 400
Gallinger Hospital:			
1 automobile	400	500	400
1 autobus	400	500	
Division of Child Welfare:			
2 automobiles	1, 000	1, 000	1, 000
1 automobile	500	500	
Industrial Home School (colored):			
1 automobile	450	550	400
Industrial Home School (white):			
1 automobile	500	500	500
Home for Aged and Infirm:			
5 automobiles	1, 800	2, 000	1, 800
Public library:			
1 automobile	300		
Water department:			
2 automobiles	1, 500	1, 500	1, 500
For the purchase of passenger-carrying automobiles as follows: Surface division, two, \$900; sewer division, one, \$450; electrical department, Director of Traffic, one, \$1,500, and one, \$450; assessor's office, one, \$450; assessor's office, one, \$1,800	5, 550. 00	2, 500. 00	
<b>Total</b>	<b>88, 230. 00</b>	<b>87, 180. 00</b>	<b>75, 304. 61</b>

*Estimates of appropriations required for the service of the fiscal year ending June 30, 1928—Continued*

General object (title of appropriation), date of acts, references to Statutes at Large, or to Revised Statutes, and estimated amount required for each detailed object	Total amount to be appropriated under each head of appropriation	Amount appropriated for the fiscal year ending June 30, 1927
<b>Contingent and Miscellaneous Expenses, District of Columbia—Continued.</b> For allowances for furnishing privately owned motor vehicles in the performance of official duties at the rate of not to exceed <b>[\$312 per year] \$1 per day</b> for each automobile, and <b>[\$156 per year] 50 cents per day</b> for each motor cycle ( <i>act May 10, 1926, vol. 44, p. 422</i> )	\$13,000.00	\$14,976.00

	Estimated expenditures, 1928 appropriation	Estimated expenditures, 1927 appropriation	Expended and obligated, 1926
Executive office:			
8 inspectors	\$2,496.00	\$2,496.00	\$2,828.00
Board of condemnation, insanitary buildings:			
1 inspector	312.00	312.00	312.00
Plumbing division:			
5 inspectors	1,560.00	1,560.00	780.00
Coroner's office:			
1 coroner	312.00	312.00	312.00
Public Utilities Commission:			
1 engineer	312.00	312.00	312.00
Contingent and miscellaneous:			
1 purchasing officer	312.00	312.00	312.00
1 director of public welfare	312.00	312.00	312.00
Surface division:			
1 inspector	312.00	312.00	312.00
1 overseer of bridges	312.00	312.00	312.00
Electrical department:			
4 inspectors	1,248.00	1,248.00	933.00
Public schools:			
1 superintendent of schools	312.00	312.00	312.00
2 first assistants	624.00	624.00	624.00
1 assistant superintendent (business office)	312.00	312.00	
1 assistant superintendent (white elementary schools)	312.00	312.00	312.00
1 assistant superintendent (white schools, grades 1 to 6) (formerly director of primary instruction)	312.00	312.00	312.00
1 superintendent of janitors	312.00	312.00	312.00
1 cabinetmaker	312.00	312.00	312.00
1 supervising principal (in charge of special activities in colored schools)	312.00	312.00	312.00
Health department:			
1 health officer	312.00	312.00	312.00
1 assistant health officer	312.00	312.00	312.00
1 chief inspector (contagious disease service)	312.00	312.00	312.00
7 inspectors (dairy farms)	2,184.00	2,184.00	2,184.00
1 chief medical and sanitary inspector (transferred from schools)	312.00	312.00	312.00
Supreme Court:			
1 probation officer	312.00	312.00	312.00
Water department:			
3 inspectors	936.00	936.00	936.00
Number of cars	48	48	42
	14,976.00	14,976.00	13,184.00
Less lapsed balances	1,976.00		1,917.50
Total	13,000.00	14,976.00	11,186.50

All of said motor vehicles and all other motor vehicles provided for in this act and all horse-drawn carriages and buggies owned by the District of Columbia shall be used only for purposes directly pertaining to the public services of said District, and shall be under the direction and control of the commissioners, who may from time to time alter or change the assignment for use thereof or direct the joint or interchangeable use of any of the same by officials and employees of the District, except as otherwise provided in this act: *Provided, That, with the exception of motor vehicles for the police and fire departments, no automobile shall be acquired under any provision of this act, by purchase or exchange, at a cost, including the value of a vehicle exchanged, exceeding \$650, except as may be herein specifically authorized. No motor vehicles shall be transferred from the police or fire departments to any other branch of the government of the District of Columbia (act May 10, 1926, vol. 44, p. 422).*

Appropriations in this act shall not be expended for the purchase or maintenance of horses or horse-drawn vehicles for the use of the commissioners, or for the purchase or maintenance of horses or horse-drawn vehicles for inspection or other purposes for those officials or employees provided with motor vehicles (*same act*).

Appropriations in this act shall not be used for the purchase, livery, or maintenance of horses, or for the purchase, maintenance, or repair of buggies or carriages and harness, except as provided for in the appropriation for contingent and miscellaneous expenses or unless the appropriation from which the same is proposed to be paid shall specifically authorize such purchase, livery, maintenance, and repair, and except also as hereinafter authorized (*same act*).

Appropriations in this act shall not be used for the payment of premiums or other cost of fire insurance (*same act*).



*Estimates of appropriations required for the service of the fiscal year ending June 30, 1928—Continued*

General object (title of appropriation), date of acts, references to Statutes at Large, or to Revised Statutes, and estimated amount required for each detailed object	Total amount to be appropriated under each head of appropriation	Amount appropriated for the fiscal year ending June 30, 1927
<i>Contingent and Miscellaneous Expenses, District of Columbia—Continued.</i>		
Telephones may be maintained in the residences of the superintendent of the water department, sanitary engineer, chief inspector of the street-cleaning division, assistant superintendent of the street-cleaning division, inspector of plumbing, director of public welfare, health officer, assistant health officer, chief of the bureau of preventable diseases, chief engineer of the fire department, superintendent of police, electrical inspector in charge of the fire-alarm system, one fire-alarm operator, and two fire-alarm repair men, the superintendent of machinery, and the fire marshal, under appropriations contained in this act. The commissioners may connect any or all of these telephones either to the system of the Chesapeake and Potomac Telephone Company or to the telephone system maintained by the District of Columbia or to both of such systems ( <i>act May 10, 1926, vol. 44, p. 422</i> ).		
For postage for strictly official mail matter ( <i>same act</i> ) -----	\$20, 000. 00	\$20, 000. 00
Postage: Expenditures—1928, \$20,000; 1927, \$20,000; 1926, \$23,000.		
The commissioners are authorized, in their discretion, to furnish necessary transportation in connection with strictly official business of the District of Columbia by the purchase of street-car and bus fares from appropriations contained in this act: <i>Provided</i> , That the expenditures herein authorized shall be so apportioned as not to exceed a total of \$8,000: <i>Provided further</i> , That the provisions of this paragraph shall not include the appropriations herein made for the fire and police departments ( <i>same act</i> ).		
For judicial expenses, including procurement of chains of title for printing of briefs in the Court of Appeals of the District of Columbia, witness fees, and expert services in District cases before the Supreme Court of said District ( <i>act May 10, 1926, vol. 44, p. 423</i> ) -----	5, 000. 00	5, 000. 00

## Estimates of appropriations required for the service of the fiscal year ending June 30, 1928—Continued

General object (title of appropriation), date of acts, references to Statutes at Large, or to Revised Statutes, and estimated amount required for each detailed object				Total amount to be appropriated under each head of appropriation	Amount appropriated for the fiscal year ending June 30, 1927
<b>Public Employment Service, District of Columbia—</b> For personal services and miscellaneous and contingent expenses required for maintaining a public employment service for the District of Columbia (act May 10, 1926, vol. 44, p. 423)-----				\$9,880.00	\$9,600.00
	Estimated expenditures, 1928 appropriation	Estimated expenditures, 1927 appropriation	Expended and obligated, 1926		
Salaries:					
Clerical, administrative, and fiscal service—					
Grade 4, \$1,680 to \$2,040; average, \$1,860—	Average— No. 1 Salary \$1,920	Average— No. 1 Salary \$1,920	Average— No. 1 Salary \$1,860		
Clerk.....	1	1	1		
Grade 3, \$1,500 to \$1,860; average, \$1,680—					
Assistant clerks.....	3 1,680	3 1,640	3 1,560		
Grade 1, \$1,140 to \$1,500; average, \$1,320—					
Junior typist.....	1 1,260	1 855	1 1,140		
Custodial service—					
Grade 2, \$900 to \$1,140; average, \$1,020—					
Messenger.....	1 960	1 900	1 900		
Total average number of employees.....	6	6	6		
01 Total salaries.....	9,180	8,595	8,580		
Contingent and miscellaneous expenses:					
Printing, stationery, and office supplies.....	12	24	12		
Fuel.....	298	361	336		
Electric current.....	80	80	40		
Telephone rental.....	300	300	232		
Miscellaneous.....	10	20	20		
Total.....	9,880	9,400	9,222		
<b>Marking Historical Places, District of Columbia—</b> For erection of suitable tablets to mark historical places in the District of Columbia (same act)-----				500.00	500.00
Marking historical places: Expenditures—1928, \$500; 1927, \$500; 1926, \$500.					
<b>Emergency Fund, District of Columbia—</b> To be expended only in case of emergency, such as riot, pestilence, public insanitary conditions, calamity by flood or fire or storm, and of like character, and in all cases of emergency not otherwise sufficiently provided for, in the discretion of the commissioners, \$4,000: <i>Provided</i> , That in the purchase of all articles of supply and equipment provided for in this act no more than the market price shall be paid for any such articles, and all bids for any such articles above the market price shall be rejected and new bids received or purchases made in open market as may, in the judgment of the Commissioners, be most economical and advantageous to the District of Columbia (act May 10, 1926, vol. 44, p. 423)-----				4,000.00	4,000.00
	Estimated expenditures, 1928 appropriation	Estimated expenditures, 1927 appropriation	Expended and obligated, 1926		
Expenses of roping Pennsylvania Avenue during Ku-Klux Klan parade.....			\$833.79		
Health department, contagious-disease service.....			48.66		
Unexpended balance.....			3,117.55		
Total.....	\$4,000.00	\$4,000.00	4,000.00		
<b>Refund of Erroneous Collections, District of Columbia—</b> To enable the commissioners, in any case where special assessments, school tuition charges, rents, fees, or collections of any character have been erroneously covered into the Treasury to the credit of the United States and the District of Columbia in the proportion required by law, to refund such erroneous payments, wholly or in part, including the refunding of fees paid for building permits authorized by the District of Columbia appropriation act approved March 2, 1911, [\$2,000] \$3,000: <i>Provided</i> , That this appropriation shall be available for such refunds of payments made within the past three years (act May 10, 1926, vol. 44, p. 423)-----				3,000.00	2,000.00
Refund of erroneous collections: Expenditures—1928, \$3,000; 1927, \$2,000; 1926, \$2,964.14.					

*Estimates of appropriations required for the service of the fiscal year ending June 30, 1928—Continued*

General object (title of appropriation), date of acts, references to Statutes at Large, or to Revised Statutes, and estimated amount required for each detailed object					Total amount to be appropriated under each head of appropriation	Amount appropriated for the fiscal year ending June 30, 1927
<b>National Conference of Commissioners on Uniform State Laws—</b> To aid in support of the National Conference of Commissioners on Uniform State Laws (act May 10, 1926, vol. 44, p. 423)					\$250. 00	\$250. 00
Conference of Commissioners on Uniform State Laws: Expenditures—1928, \$250; 1927, \$250; 1926, \$250.  Total contingent and miscellaneous expenses, District of Columbia					213, 160. 00	211, 406. 00
<b>Street and Road Improvement and Repair, District of Columbia—</b> For assessment and permit work, including maintenance of nonpassenger-carrying motor vehicles (act May 10, 1926, vol. 44, p. 424)					300, 000. 00	300, 000. 00
	Rate	Estimated expenditures, 1928 appropriation	Estimated expenditures, 1927 appropriation	Expended and obligated, 1926		
		Number	Number	Number		
Assistant engineer..... per annum.....	\$2, 200. 00-\$3, 000. 00			4		
Computers..... do.....	1, 500. 00- 2, 500. 00			4		
Overseers..... do.....	1, 680. 00- 1, 880. 00			3		
Inspectors..... do.....	1, 500. 00- 2, 200. 00	2	2	2		
Copyist..... do.....	1, 680. 00- 1, 740. 00			1		
Plumbers..... per diem.....	3. 40-7. 04	4	4	4		
Blacksmiths and helpers..... do.....	4. 00-7. 04	2	2	2		
Carpenters..... do.....	3. 40-7. 04	2	2	2		
Auto drivers..... do.....	3. 44-4. 40	10	10	10		
Auto mechanics..... do.....	3. 40-7. 04	2	2	2		
Pavers..... do.....	4. 00-5. 12	10	12	10		
Miscellaneous and temporary labor..... per diem.....	2. 80-4. 40					
Personal services:						
Salaries.....		\$1, 000. 00	\$1, 000. 00	\$7, 919. 48		
Wages.....		50, 000. 00	50, 000. 00	128, 502. 60		
Other objects of expenditure:						
Contract work.....		195, 450. 00	195, 450. 00	50, 362. 43		
Construction material.....		30, 000. 00	30, 000. 00	67, 107. 62		
Wood, coal, and fuel oil.....		350. 00	350. 00	331. 20		
Moving gas and electric poles.....		200. 00	200. 00	212. 92		
Miscellaneous supplies.....		2, 000. 00	2, 000. 00	1, 864. 45		
Gasoline and oil.....		5, 000. 00	5, 000. 00	4, 878. 55		
Remove and plant trees.....		1, 200. 00	1, 200. 00	1, 290. 00		
Advertising.....		500. 00	500. 00	493. 40		
Moving catch basins and fire hydrants.....		1, 000. 00	1, 000. 00	950. 00		
Automobile parts and repairs.....		200. 00	200. 00	187. 81		
Civil-service retirement and disability fund.....				197. 98		
Kerosene oil.....		700. 00	700. 00	661. 50		
Repairs to concrete mixer.....		900. 00	900. 00	896. 16		
Hire of teams.....		4, 000. 00	4, 000. 00	3, 661. 50		
Hardware, lumber, and plumbers' supplies.....		7, 500. 00	7, 500. 00	7, 113. 29		
Balance (obligated contracts).....				285, 660. 89		
Total.....		300, 000. 00	300, 000. 00	14, 339. 11		
For paving roadways under the permit system (same act)					50, 000. 00	25, 000. 00
		Estimated expenditures, 1928 appropriation	Estimated expenditures, 1927 appropriation	Expended and obligated, 1926		
Assistant engineer, at \$2,600 per annum.....				Number 1		
Miscellaneous and temporary labor, at \$2.80 to \$4.48 per day.....						
Personal services:						
Salaries.....				\$2, 579. 18		
Wages.....		\$2, 000. 00	\$1, 000. 00	1, 794. 69		
Other objects of expenditure:						
Contracts.....		45, 919. 00	22, 945. 00	46, 105. 79		
Material.....		2, 000. 00	1, 000. 00	1, 562. 89		
Moving gas and electric poles.....		5. 00	4. 00	5. 00		
Civil service retirement and disability fund.....				64. 48		
Hire of teams.....		75. 00	50. 00	72. 00		
Blueprinting.....		1. 00	1. 00	. 54		
Balance (obligated contracts).....				52, 174. 57		
Total.....		50, 000. 00	25, 000. 00	12, 825. 43		

*Estimates of appropriations required for the service of the fiscal year ending June 30, 1928—Continued*

General object (title of appropriation), date of acts, references to Statutes at Large, or to Revised Statutes, and estimated amount required for each detailed object	Total amount to be appropriated under each head of appropriation	Amount appropriated for the fiscal year ending June 30, 1927
<p><i>Street and Road Improvement and Repair, District of Columbia—Continued.</i></p> <p>Street improvements: For paving, repaving, grading, and otherwise improving streets, avenues, suburban roads and suburban streets, respectively, including the maintenance of nonpassenger-carrying motor vehicles used in this work, as follows:</p> <p>Northwest: For paving Seventh Street, Decatur Street to Hamilton Street, \$19,800.</p> <p>Northwest: For paving Hamilton Street, Seventh Street to Illinois Avenue, \$9,900.</p> <p>Northwest: For paving Eighth Street, Emerson Street to Hamilton Street, \$11,000.</p> <p>Northwest: For paving Gallatin Street, Fifth Street to Illinois Avenue, \$15,400.</p> <p>Northwest: For paving Illinois Avenue, Gallatin Street to Hamilton Street, \$5,600.</p> <p>Northwest: For paving Emerson Street, Kansas Avenue to Illinois Avenue, \$9,900.</p> <p>Northwest: For paving Fourth Street, Buchanan Street to Decatur Street, \$10,200.</p> <p>Northwest: For paving Decatur Street, Fourth Street to Fifth Street, \$6,600.</p> <p>Northeast: For paving Taylor Street, Twelfth Street to Michigan Avenue, \$10,500.</p> <p>Northeast: For paving Thirteenth Street, Michigan Avenue to Upshur Street, \$6,100.</p> <p>Northeast: For paving Twenty-second Street, Monroe Street to Otis Street, \$10,000.</p> <p>Southeast: For paving Thirteenth Street, S Street to Good Hope Road, \$6,300.</p> <p>Northeast: For paving West Virginia Avenue, Penn Street to Holbrook Terrace, \$7,400.</p> <p>For grading, including necessary culverts, drains, and retaining walls, the following:</p> <p>Northwest: Tennyson Street, Thirty-third Street to lot 28, square 2006, \$3,200.</p> <p>Northeast: Jay Street, Forty-fourth Street to Forty-sixth Street, \$3,000.</p> <p>Northeast: Evarts Street, Third Street to Fourth Street, \$4,200.</p> <p>Northwest: Forty-fourth Street, Windom Place to Yuma Street and Yuma Street, Forty-fourth Street to Forty-fifth Street, \$4,100.</p> <p>Northwest: North Dakota Avenue, North Capitol Street to Third Street, \$4,800.</p> <p>Northwest: Spring Road, Tenth Street to Thirteenth Street, \$2,000.</p> <p>In all, <b>[\$148,600.] \$150,000</b>, to be disbursed and accounted for as "Street improvements," and for that purpose shall constitute one fund[, and shall be available immediately]: <i>Provided</i>, That no part of such fund shall be used for the improvement of any street or section thereof not herein specified.</p>	\$150,000.00	\$148,600.00

	Estimated expenditures, 1928 appropriation	Estimated expenditures, 1927 appropriation	Expended and obligated, 1926
Personal services:			
Salaries.....	\$2,000.00	\$2,000.00	\$15,867.23
Wages.....	37,175.00	37,175.00	57,440.89
Other objects of expenditure:			
Contracts.....	99,400.00	98,000.00	332,428.47
Construction material.....	8,000.00	8,000.00	14,439.99
Team hire.....	500.00	500.00	1,164.90
Moving gas and electric poles.....	100.00	100.00	88.00
Miscellaneous.....	200.00	200.00	109.54
Repairs to automobiles, and parts.....	1,500.00	1,500.00	2,731.11
Catch basins and fire hydrants.....	500.00	500.00	1,039.48
Moving trees.....	300.00	300.00	415.00
Civil-service retirement and disability fund.....	300.00	300.00	390.59
Blue printing.....	25.00	25.00	70.95
Balance (obligated contracts).....			426,186.15
			109,263.85
Total.....	150,000.00	148,600.00	535,450.00

*Estimates of appropriations required for the service of the fiscal year ending June 30, 1928—Continued*

General object (title of appropriation), date of acts, references to Statutes at Large, or to Revised Statutes, and estimated amount required for each detailed object	Total amount to be appropriated under each head of appropriation	Amount appropriated for the fiscal year ending June 30, 1927
<p><i>Street and Road Improvement and Repair, District of Columbia—Continued.</i></p> <p><i>Gasoline Tax Road and Street Fund—</i></p> <p>For paving, repaving, grading, and otherwise improving streets, avenues, suburban roads, and suburban streets, respectively, including personal services and the maintenance of motor vehicles used in this work, and all necessary expenses incidental to carrying on such work and necessary for the proper execution thereof, as follows, to be paid from the special fund created by section 1 of the act entitled "An act to provide for a tax on motor-vehicle fuels sold within the District of Columbia, and for other purposes," approved April 23, 1924, and accretions by repayment of assessments—</p> <p><i>For repaving and resurfacing sheet asphalt and asphalt-block pavements over thirty years old, \$450,000.</i></p> <p>For paving, repaving, and surfacing, including curbing and gutters where necessary, the following:</p> <p>Northwest: Alaska Avenue, Sixteenth Street to Georgia Avenue, \$68,000.</p> <p>Northeast: Twelfth Street, Rhode Island Avenue to Monroe Street, \$62,000.</p> <p>Southeast: Minnesota Avenue, Good Hope Road to Eighteenth Street, \$28,000.</p> <p>Southeast: Nichols Avenue, Fourth Street to Upsal Street, \$16,000.</p> <p>Southeast: Thirty-eighth Street, Alabama Avenue to Suitland Road, and Suitland Road, Thirty-eighth Street to the District line, \$13,200.</p> <p>Northwest: D Street, Twenty-first Street to Twenty-third Street, \$13,000.</p> <p>Southwest: Twelfth Street, E Street to Water Street, \$3,600.</p> <p>Northeast: E Street, Eleventh Street to Fifteenth Street, \$35,000.</p> <p>Southeast: Massachusetts Avenue, Sixteenth Street to Eighteenth Street, \$31,500.</p> <p>Northeast: West Virginia Avenue, Eighth Street to Florida Avenue, \$13,000.</p> <p>Northeast: Fourteenth Place, North Carolina Avenue to D Street, \$9,000.</p> <p>Southeast: A Street, Eighteenth Street to Nineteenth Street, \$12,500.</p> <p>Southeast: Admiral Barney Circle, Kentucky Avenue to Seventeenth Street, \$5,800.</p> <p>Southeast: D Street, Twelfth Street to Fourteenth Street, \$25,000.</p> <p>Southeast: H Street, Sixteenth Street to Seventeenth Street, \$9,600.</p> <p>Southeast: Ives Place, Fourteenth Street to Fifteenth Street, \$5,000.</p> <p>Southeast: Sixteenth Street, Massachusetts Avenue to E Street, \$31,600.</p> <p>Southeast: Seventeenth Street, A Street to C Street, \$35,000.</p> <p>Southeast: Fifteenth Street, Pennsylvania Avenue to K Street, \$8,000.</p> <p>Southeast: S Street, Nichols Avenue to Sixteenth Street, \$15,200.</p> <p>Northwest: Farragut Street, Fifth Street to Illinois Avenue, \$12,900.</p> <p>Northwest: Piney Branch Road, Van Buren Street to Butternut Street, \$30,000.</p> <p>Northwest: Van Buren Street, Georgia Avenue to Piney Branch Road, \$6,000.</p> <p>Northwest: Laurel Street, Eastern Avenue to Second Street, \$5,000.</p> <p>Northwest: Second Street, Laurel Street to Van Buren Street, \$13,000.</p> <p>Northwest: Van Buren Street, Second Street to Viaduct, \$8,400.</p> <p>Northwest: R Street, Thirty-fifth Street to Thirty-seventh Street, \$15,000.</p> <p>Northwest: Thirty-sixth Street, Reservoir Road to T Street, \$13,000.</p> <p>Northwest: Argonne Place, Harvard Street to Lanier Place, \$7,000.</p> <p>Northwest: Decatur Street, Sixteenth Street to Seventeenth Street, \$8,000.</p> <p>Northwest: S Street, Twenty-third Street to Twenty-fourth Street, \$9,800.</p> <p>Northwest: Upshur Street, Sixteenth Street to Arkansas Avenue, \$8,500.</p> <p>Northeast: Franklin Street, Fourth Street to Seventh Street, \$17,000.</p> <p>Northwest: Fifth Street, Decatur Street to Emerson Street, \$8,000.</p> <p>Northwest: First Street, Whittier Street to Van Buren Street, \$6,000.</p> <p>Northwest: Seventeenth Street, Buchanan Street to Crittenden Street, \$5,600.</p> <p>Northwest: Crittenden Street, Sixteenth Street to Seventeenth Street, \$8,000.</p> <p>Northwest: Ogden Street, Fourteenth Street to Spring Place, \$17,300.</p> <p>Northwest: S Street, Thirty-fifth Street to Thirty-sixth Street, \$6,000.</p> <p>Northwest: Klinge Street, Forty-fifth Street to Forty-sixth Street, \$8,300.</p> <p>Northwest: Gallatin Street, Piney Branch Road to Sixteenth Street, \$7,600.</p> <p>Northwest: Fourth Street, Butternut Street to Cedar Street, \$7,600.</p> <p>Northeast: Newton Street, Eighteenth Street to Twentieth Street, \$18,600.</p>	\$1,350,000.00	\$658,100.00

## Estimates of appropriations required for the service of the fiscal year ending June 30, 1928—Continued

General object (title of appropriation), date of acts, references to Statutes at Large, or to Revised Statutes, and estimated amount required for each detailed object	Total amount to be appropriated under each head of appropriation	Amount appropriated for the fiscal year ending June 30, 1927		
<b>Street and Road Improvement and Repair, District of Columbia—Continued.</b>				
<b>Gasoline Tax Road and Street Fund—Continued.</b>				
For grading, including necessary culverts, drains, and retaining walls, the following:				
Northwest: Audubon Terrace, Linnean Avenue to Broad Branch Road, \$15,000.				
Northwest: For widening by fifteen feet on each side and repaving the roadway of Connecticut Avenue from N Street to Dupont Circle; for widening by fifteen feet on the west side and repaving the roadway of this avenue from Eighteenth Street to N Street and for widening and repaving the roadway of the same avenue adjacent to United States Reservations numbered 150 and 150-A in accordance with plans approved jointly by the Commissioners of the District of Columbia and the Director of Public Buildings and Public Parks, \$60,000.				
Northwest: For widening to forty-eight feet and repaving the roadway of Twelfth Street from E Street to Pennsylvania Avenue, \$10,000.				
Northwest: For widening to sixty feet and repaving the roadway of Fifteenth Street, west of McPherson Square, from I Street to K Street; and for widening to seventy feet and repaving the roadway of this street from K Street to Massachusetts Avenue, \$95,000.				
In the widening and repaving of roadways hereinbefore provided for, 40 per centum of the entire cost thereof in each case shall be assessed against and collected from the owners of abutting property in the manner provided in the act approved July 1, 1914 (Thirty-eighth Statutes, page 524), as amended by section 8 of the act approved September 1, 1916 (Thirty-ninth Statutes, page 716). The owners of abutting property also shall be required to modify, at their own expense, the roofs of any vaults that may be under the sidewalk or parking on said street if it be found necessary to change such vaults to permit of the roadway being widened.				
For minor changes in roadway and sidewalks on plans to be approved by the Commissioners of the District of Columbia to facilitate vehicular and pedestrian traffic, \$10,000.				
For construction of curbs and gutters and adjustment of roadways thereto, \$23,400.				
The appropriation for paving Thirty-fourth Street, Massachusetts Avenue to Cleveland Avenue, contained in the District of Columbia Appropriation Act for the fiscal year 1926, is hereby made available for the purpose of paving forty feet wide that portion of the roadway of Thirty-fourth Street between Massachusetts Avenue and Garfield Street.				
In all [\$658,100], \$1,350,000; to be disbursed and accounted for as "Gasoline tax, road and street improvements," and for that purpose shall constitute one fund and be available immediately: <i>Provided</i> , That no part of such fund shall be used for the improvement of any street or section thereof not herein specified: <i>Provided further</i> , That assessments in accordance with existing law shall be made for paving and repaving roadways where such roadways are paved or repaved with funds derived from the collection of the tax on motor-vehicle fuels, and accretions by repayment of assessments.				
	Rate	Estimated expenditures, 1928 appropriation	Estimated expenditures, 1927 appropriation	Expended and obligated, 1926
		Number	Number	Number
Assistant engineers.....per annum..	\$2,400-\$3,300	3	3	3
Computers.....do.....	1,500-2,600	4	4	4
Overseers.....do.....	1,680-1,860	5	5	5
Inspectors.....do.....	1,500-2,200	5	5	2
Copyist.....do.....	1,680-1,740			1
Plumbers.....per diem..	5.40-7.04	2	2	2
Blacksmiths and helpers.....do.....	4.00-7.04	5	5	4
Carpenters.....do.....	5.40-7.04	2	2	2
Auto mechanics.....do.....	5.40-7.04	2	2	1
Auto drivers.....do.....	3.44-4.40	8	8	9
Rollerman.....do.....	4.88-6.40	1	1	1
Pavers.....do.....	4.00-5.12	6	6	8
Miscellaneous and temporary labor.....per diem..	2.80-4.48			
<b>Personal services:</b>				
Salaries.....		\$16,000.00	\$8,000.00	\$15,827.94
Wages.....		81,000.00	47,000.00	93,032.28
<b>Other objects of expenditure:</b>				
Contract work.....		1,098,800.00	513,175.00	747,381.57
Construction material.....		70,000.00	40,000.00	64,812.25
Moving trees.....		4,500.00	2,000.00	4,475.00
Moving gas and electric poles.....		250.00	125.00	249.50
Hire of teams.....		800.00	500.00	816.20
Moving catch basins and fire hydrants.....		50,000.00	30,000.00	54,178.00
Hardware, lumber, etc.....		500.00	400.00	521.75
Blue-printing.....		150.00	100.00	175.35
Auto repairs.....		2,500.00	1,500.00	2,788.85
Replace sewers.....		25,000.00	15,000.00	26,405.00
Civil service retirement and disability fund.....				80.02
Miscellaneous supplies.....		500.00	300.00	551.00
Balance (obligated contracts).....				1,011,294.71
Total.....		1,350,000.00	658,100.00	262,705.29
				1,274,000.00

*Estimates of appropriations required for the service of the fiscal year ending June 30, 1928—Continued*

General object (title of appropriation), date of acts, references to Statutes at Large, or to Revised Statutes, and estimated amount required for each detailed object				Total amount to be appropriated under each head of appropriation	Amount appropriated for the fiscal year ending June 30, 1927
<i>Street and Road Improvement and Repair, District of Columbia—Continued.</i>					
Grading, streets, alleys, and roads: For labor, purchase and repair of carts, tools or hire of same, and horses ( <i>act May 10, 1926, vol. 44, p. 426</i> )				\$50, 000. 00	\$50, 000. 00
	Estimated expenditures, 1928 appropriation	Estimated expenditures, 1927 appropriation	Expended and obligated, 1927		
Personal services:					
Salaries			\$1, 286. 84		
Wages	\$17, 000. 00	\$17, 000. 00	17, 128. 90		
Other objects of expenditure:					
Contract work	31, 075. 00	31, 075. 00	32, 104. 12		
Moving trees	1, 000. 00	1, 000. 00	1, 111. 00		
Moving electric poles	25. 00	25. 00	31. 00		
Hire of teams	900. 00	900. 00	894. 00		
Civil-service retirement and disability fund			32. 17		
	50, 000. 00	50, 000. 00	52, 628. 03		
Condemnation: For purchase or condemnation of streets, roads, and alleys, and for the condemnation of small park areas at the intersection of streets, avenues, or roads in the District of Columbia, to be selected by the Commissioners ( <i>same act</i> )				5, 000. 00	13, 500. 00
Condemnation awards and costs: Expenditures—1928, \$5,000; 1927, \$13,500; 1926, \$161 15.					
<p> <b>[For the condemnation of small park areas at the intersection of streets, avenues, or roads in the District of Columbia, to be selected by the commissioners, \$12,500] (<i>act May 10, 1926, vol. 44, p. 426</i>).</b>            To carry out the provisions [contained in the District of Columbia appropriation act for the fiscal year 1914] of existing law which authorize the Commissioners of the District of Columbia to open, extend, straighten, or widen any street, avenue, road, or highway except Fourteenth Street extension beyond the southern boundary of Walter Reed Hospital Reservation, [to conform] in accordance with the plan of the permanent system of highways [in that portion of the District of Columbia outside of the cities of Washington and Georgetown] for the District of Columbia there is appropriated such sum as is necessary for said purpose during the fiscal year [1927.] 1928, to be paid wholly out of the revenues of the District of Columbia: <b>[Provided, That the authority given in the act of 1914 is not hereby in any way extended: Provided further, That this appropriation shall be available to pay the awards and expenses under the act approved March 11, 1926, authorizing the widening of First Street between G Street and Myrtle Street northeast.]</b> <b>Provided, That this appropriation shall be available to pay the awards and expenses under the act approved June 7, 1926, entitled "An act to authorize the widening of Harvard Street in the District of Columbia, and for other purposes" (acts Mar. 4, 1913, vol. 37, p. 9, sec. 1; June 7, 1926, vol. 44, p. 697; May 10, 1926, vol. 44, p. 427).</b> </p>					
Repairs: For current work of repairs of streets, avenues, and alleys, including resurfacing and repairs to asphalt pavements with the same or other not inferior material, and including the maintenance of nonpassenger-carrying motor vehicles used in this work, <b>[\$1,000,000] \$900,000</b> [to be available immediately]. This appropriation shall be available for repairing pavements of street railways when necessary; the amounts thus expended shall be collected from such railroad companies as provided by section 5 of "An act providing a permanent form of government for the District of Columbia," approved June 11, 1878, and shall be deposited to the credit of the appropriation for the fiscal year in which they are collected.					
The Commissioners of the District of Columbia are authorized and empowered in their discretion to fix or alter the respective widths of sidewalks and roadways (including tree spaces and parking) of all highways that may be improved under appropriations contained in this act ( <i>act May 10, 1926, vol. 44, p. 427</i> )				900, 000. 00	1, 000, 000. 00

*Estimates of appropriations required for the service of the fiscal year ending June 30, 1928—Continued*

General object (title of appropriation), date of acts, references to Statutes at Large, or to Revised Statutes, and estimated amount required for each detailed object	Total amount to be appropriated under each head of appropriation	Amount appropriated for the fiscal year ending June 30, 1927
--	--	--

*Street and Road Improvement and Repair, District of Columbia—Continued.*

	Rate	Estimated expenditures, 1928 appropriation	Estimated expenditures, 1927 appropriation	Expended and obligated, 1926
		Number	Number	Number
Assistant engineer.....per annum.....	\$2,400.00-\$3,300.00			3
Computers.....do.....	1,500.00-2,500.00			4
Overseers.....do.....	1,850.00-1,850.00			5
Inspectors.....do.....	1,500.00-2,200.00	5	5	2
Copyist.....do.....	1,680.00-1,740.00			1
Plumbers.....per diem.....	5.40-7.04	2	2	2
Blacksmiths and helpers.....do.....	4.00-7.04	5	5	4
Carpenters.....do.....	5.40-7.04	2	2	2
Auto mechanics.....do.....	5.40-7.04	2	2	1
Auto drivers.....do.....	3.44-4.40	8	8	9
Rollerman.....do.....	4.88-6.40	1	1	1
Pavers.....do.....	4.00-5.12	6	6	8
Miscellaneous and temporary labor.....per diem.....	2.80-4.48			
Personal services:				
Salaries.....		\$3,000.00	\$3,000.00	\$18,214.79
Wages.....		325,000.00	325,000.00	434,304.84
Other objects of expenditure:				
Contract work.....		400,000.00	500,000.00	394,490.23
Construction material.....		104,850.00	104,850.00	109,116.96
Hire of teams.....		6,000.00	6,000.00	6,081.80
Broken stone and freight.....		25,000.00	25,000.00	22,313.74
Wood, coal, and fuel oil.....		6,000.00	6,000.00	5,455.34
Hauling stone, etc.....		1,000.00	1,000.00	888.35
Miscellaneous supplies (tools, instruments, etc.).....		5,000.00	5,000.00	1,037.74
Hardware, lumber, and plumbers' supplies.....		4,000.00	4,000.00	3,340.19
Auto trucks and parts.....		4,000.00	4,000.00	3,597.20
Automobiles (repairs and parts).....		1,500.00	1,500.00	1,165.99
Gas and electricity.....		300.00	300.00	256.95
Removing trees.....		500.00	500.00	408.87
Printing and blue printing.....		100.00	100.00	98.78
Construction of catch basins.....		5,000.00	5,000.00	4,795.00
Traveling expenses.....		400.00	400.00	374.26
Kerosene oil.....		550.00	650.00	648.50
Asphalt plant (repairs and parts).....		700.00	700.00	594.10
Gasoline and oil.....		7,000.00	7,000.00	6,883.48
Civil-service retirement and disability fund.....				455.37
Road grader.....				3,782.40
Transfers.....				1,021,304.88
				88,109.07
Balance (obligated contracts).....				933,195.81
				16,804.19
Total.....		900,000.00	1,000,000.00	950,000.00

For construction and repair of sidewalks and curbs around public reservations and municipal and United States buildings (*act May 10, 1926, vol. 44, p. 427*)

\$12,000.00

\$15,000.00

	Estimated expenditures, 1928 appropriation	Estimated expenditures, 1927 appropriation	Expended and obligated, 1926
Personal services:			
Salaries.....			\$898.20
Wages.....	\$2,800.00	\$2,800.00	2,730.37
Other objects of expenditures:			
Hire of teams.....	50.00	50.00	43.20
Material.....	450.00	450.00	416.94
Civil service retirement and disability fund.....			22.46
Contract work.....	8,700.00	11,700.00	3,202.92
Balance (obligated contracts).....			7,314.09
			7,685.91
Total.....	12,000.00	15,000.00	15,000.00



## Estimates of appropriations required for the service of the fiscal year ending June 30, 1928—Continued

General object (title of appropriation), date of acts, references to Statutes at Large, or to Revised Statutes, and estimated amount required for each detailed object	Total amount to be appropriated under each head of appropriation	Amount appropriated for the fiscal year ending June 30, 1927
--	--	--

*Street and Road Improvement and Repair, District of Columbia—Continued.*

For current work of repairs to suburban roads and suburban streets, including maintenance of nonpassenger-carrying motor vehicles (*act May 10, 1926, vol. 44, p. 427*)

\$310,000.00

\$295,000.00

	Rate	Estimated expenditures, 1928 appropriation	Estimated expenditures, 1927 appropriation	Expended and obligated, 1926
		<i>Number</i>	<i>Number</i>	<i>Number</i>
Assistant engineers..... per annum	\$2,200-\$3,300			6
Computers..... do	1,500-2,500			4
Carpenters..... per diem	5.40-7.04	1	1	1
Blacksmiths and helpers..... do	4.00-7.04	4	4	4
Curb setter..... do	5.28	1	1	1
Rollermen..... do	5.36-6.40	5	4	4
Pavers..... do	4.00-5.12	6	6	6
Auto mechanics..... do	5.40-7.04	3	2	2
Personal services:				
Salaries.....				\$4,853.36
Wages.....		\$204,000.00	\$200,000.00	198,287.11
Other objects of expenditure:				
Construction material.....		35,625.00	30,000.00	29,368.75
Broken stone and freight.....		27,000.00	23,000.00	22,902.55
Gasoline and oil.....		6,000.00	5,000.00	5,245.46
Furnishing and hauling cinders.....		12,000.00	12,225.00	11,796.34
Hire of teams.....		7,500.00	7,000.00	7,307.40
Coal and wood.....		1,900.00	1,900.00	1,912.64
Gas and electricity.....		200.00	200.00	222.41
Repairs to steam roller, etc.....		1,500.00	1,200.00	1,202.11
Hardware and lumber, etc.....		2,000.00	1,900.00	1,966.86
Miscellaneous supplies (tools, implements, etc.).....		3,500.00	4,000.00	3,274.21
Civil-service retirement and disability fund.....				121.53
Kerosene oil.....		500.00	500.00	502.50
Automobiles and trucks (repairs and parts).....		3,500.00	3,200.00	3,222.72
Moving trees.....		75.00	75.00	75.55
Machinery.....		4,000.00	4,000.00	3,322.40
Tractors (repairs and parts).....		800.00	800.00	831.87
Total.....		310,000.00	295,000.00	296,415.56

No part of any appropriation contained in this act shall be available for repairing, resurfacing, or newly paving any street, avenue, or roadway by private contract unless the specifications for such work shall be so prepared as to permit of fair and open competition in paving material as well as in price.

[In addition to the provision of existing law requiring contractors to keep new pavements in repair for a period of one year from the date of the completion of the work, the Commissioners of the District of Columbia shall further require that where repairs are necessary during the four years following the said one-year period, due to inferior work or defective materials, such repairs shall be made at the expense of the contractor, and the bond furnished by the contractor shall be liable for such expense] (*same act*).

[For replacing fender and cluster piles, curbs, and strakes, including necessary repairs to concrete substructure at the District fish wharf, \$10,000] (*act May 10, 1926, vol. 44, p. 427*)

Bridges: For construction and repair of bridges, including maintenance of nonpassenger-carrying motor vehicles (*same act*)

50,000.00

10,000.00

40,000.00

	Rate	Estimated expenditures, 1928 appropriation	Estimated expenditures, 1927 appropriation	Expended and obligated, 1926
		<i>Number</i>	<i>Number</i>	<i>Number</i>
Assistant engineer..... per annum	\$2,600			1
Bridge overseer..... do	2,200			1
Carpenter..... per diem	5.40-7.04	1	1	1
Miscellaneous and temporary labor..... per diem	2.80-4.48			
Personal services:				
Salaries.....				\$3,300.29
Wages.....		\$30,000.00	\$20,000.00	18,411.06
Other objects of expenditure:				
Contract work.....			13,300.00	
Construction material.....		9,700.00	2,000.00	887.23
Major repairs (lumber, etc.).....		6,500.00	3,000.00	4,307.71
Miscellaneous supplies.....		600.00	160.00	595.52
Gas and electricity.....		90.00	90.00	57.43
Printing.....		110.00	50.00	23.33
Civil service retirement and disability fund.....				82.51
Paint.....		2,400.00	1,000.00	
Gasoline and oil.....		500.00	300.00	310.27
Coal.....		100.00	100.00	6.04
Balance obligated.....				27,981.39
Total.....		50,000.00	40,000.00	706.61

## Estimates of appropriations required for the service of the fiscal year ending June 30, 1928—Continued

General object (title of appropriation), date of acts, references to Statutes at Large, or to Revised Statutes, and estimated amount required for each detailed object				Total amount to be appropriated under each head of appropriation	Amount appropriated for the fiscal year ending June 30, 1927
<b>Street and Road Improvement and Repair, District of Columbia—Continued.</b>					
<p>For constructing highway guards on the Calvert Street, Connecticut Avenue over Klinge Valley, and Pennsylvania Avenue southeast bridges, to be available immediately (act May 10, 1926, vol. 44, p. 427)</p> <p>Highway Bridge across Potomac River: For personal services in accordance with the classification act of 1923, \$9,720; labor, \$1,920; power, miscellaneous supplies, and expenses of every kind necessarily incident to the operation and maintenance of the bridge and approaches, [\$7,760] \$7,860; in all (act May 10, 1926, vol. 44, p. 428)</p>				\$19,500.00	\$25,000.00
	Estimated expenditures, 1928 appropriation	Estimated expenditures, 1927 appropriation	Expended and obligated, 1926		
Custodial service:	Average—	Average—	Average—		
Grade 4, \$1,140 to \$1,500; average, \$1,320—	No. 4 Salary \$1,290	No. 4 Salary \$1,290	No. 4 Salary \$1,260		
Undermechanics.....	4 1,140	4 1,140	4 1,080		
Grade 3, \$1,020 to \$1,260; average, \$1,140—					
Guards (watchmen).....	8	8	8		
Total average number of employees.....	9,720.00	9,720.00	9,360.00		
Total salaries.....	1,920.00	1,920.00	1,535.50		
Labor.....					
Personal services:					
Salaries.....	2,500.00	2,500.00	2,140.32		
Wages.....	2,531.00	1,931.00	2,808.40		
Other objects of expenditure:					
Miscellaneous supplies, etc.....	900.00	900.00	912.91		
Coal.....	120.00	120.00	118.18		
Contract work.....		1,000.00			
Civil-service retirement and disability fund.....	87.00	87.00	53.51		
Channel lights.....	142.00	142.00	142.80		
Ice.....	50.00	50.00	40.89		
Blueprinting.....	5.00	5.00	4.36		
Paint.....	1,500.00	1,000.00	1,352.10		
Kerosene.....	25.00	25.00	25.00		
Total.....	7,860.00	7,760.00	7,598.47		
Total.....	19,500.00	19,400.00	18,558.47		
Anacostia River Bridge: For employees, miscellaneous supplies, and expenses of every kind necessary to operation and maintenance of the bridge (same act)				5,000.00	6,900.00
	Estimated expenditures, 1928 appropriation	Estimated expenditures, 1927 appropriation	Expended and obligated, 1926		
Personal services: Wages.....	\$2,920.00	\$2,920.00	\$2,504.20		
Other objects of expenditure:					
Repairs to draw.....	1,400.00	2,500.00	1,220.90		
Electricity.....	102.00	102.00	45.07		
Ice.....	20.00	20.00	10.29		
Coal.....	50.00	50.00	75.51		
Miscellaneous supplies and repairs.....	506.00	648.00	558.05		
Civil-service retirement and disability fund.....			72.86		
Repairs to railing.....		660.00			
Total.....	5,000.00	6,900.00	4,496.88		
Francis Scott Key Bridge: For miscellaneous supplies, and expenses of every kind necessarily incident to the maintenance of the bridge and approaches, including personal services (same act)				2,000.00	2,000.00
	Estimated expenditures, 1928 appropriation	Estimated expenditures, 1927 appropriation	Expended and obligated, 1926		
Personal services:					
Salaries.....			\$400.00		
Wages.....	\$1,252.00	\$1,252.00	1,314.80		
Other objects of expenditure:					
Coal.....	15.00	15.00	6.30		
Miscellaneous supplies.....	603.00	603.00			
Civil service retirement and disability fund.....			10.00		
Electric channel lights.....	130.00	130.00	128.10		
Total.....	2,000.00	2,000.00	1,859.20		

*Estimates of appropriations required for the service of the fiscal year ending June 30, 1928—Continued*

General object (title of appropriation), date of acts, references to Statutes at Large, or to Revised Statutes, and estimated amount required for each detailed object				Total amount to be appropriated under each head of appropriation	Amount appropriated for the fiscal year ending June 30, 1927
<b>Street and Road Improvement and Repair, District of Columbia—Continued.</b> <i>Reconstruction of bridge over Rock Creek at Military Road (Bridge No. 13)</i> (submitted)				\$18, 000. 00	
	Estimated expenditures, 1928 appropriation	Estimated expenditures, 1927 appropriation	Expended and obligated, 1926		
Labor.....	\$1, 000				
Material.....	1, 000				
Contract.....	16, 000				
Total.....	18, 000				
<i>For construction of a bridge to replace the M Street Bridge over Rock Creek, including necessary changes in sewer and water mains and including also such sum or sums as may be necessary for personal services, engineering, and incidental expenses (act July 3, 1926, vol. 44, p. 837) (submitted)</i>				250, 000. 00	
	Estimated expenditures, 1928 appropriation	Estimated expenditures, 1927 appropriation	Expended and obligated, 1926		
Personal services.....	\$7, 500				
Changes in sewer and water mains.....	50, 000				
Labor.....	10, 000				
Material.....	5, 000				
Contract.....	177, 500				
Total.....	250, 000				
Trees and parkings: For contingent expenses, including laborers, trimmers, nurserymen, repairmen, teamsters, hire of carts, wagons, or motor trucks, trees, tree boxes, tree stakes, tree straps, tree labels, planting and care of trees on city and suburban streets, care of trees, tree spaces, purchase and maintenance of nonpassenger-carrying motor vehicles, and miscellaneous items (act May 10, 1926, vol. 44, p. 428)				90, 000. 00	\$78, 000. 00
	Estimated expenditures, 1928 appropriation	Estimated expenditures, 1927 appropriation	Expended and obligated, 1926		
Salaries:					
Clerical, administrative, and fiscal service—					
Grade 4, \$1,680 to \$2,040; average, \$1,860—	Average—	Average—	Average—		
Clerk.....	No. Salary	No. Salary	No. Salary		
Grade 7, \$2,400 to \$3,000; average, \$2,700—					
Inspector of claims.....	1		1	2, 600	
Wages:					
Auto mechanic..... per diem.....	1 \$6. 00	1 \$6. 00	1	4. 72-4. 48	
Auto drivers..... do.....	6 3. 88	6 3. 88	5	3. 76-3. 52	
Gardener..... do.....	1 4. 80	1 4. 80			
Storekeeper..... do.....			1	4. 48	
Watchmen..... do.....	3 3. 04	3 3. 04	3	3. 04	
Miscellaneous and temporary labor..... do.....	4. 48-3. 28				
Personal services:					
Salaries.....				2, 068. 00	
Wages.....	62, 000. 00	54, 000. 00		54, 718. 19	
Other objects of expenditure:					
Hired teams (double and single and horse).....	7, 500. 00	7, 000. 00		7, 769. 79	
Hired motor trucks.....	4, 500. 00	4, 000. 00		4, 617. 56	
Equipment and materials.....	16, 000. 00	13, 000. 00		9, 511. 58	
Miscellaneous work performed by this department, reimbursement being secured by repayment from other appropriations and deposits (labor and hired trucks, etc.).....				5, 583. 73	
Unexpended balance of appropriation.....				1, 068. 70	
Total.....	90, 000. 00	78, 000. 00		85, 332. 49	
By appropriation "Trees and parking, District of Columbia, 1926".....				78, 000. 00	
By repayment to above appropriation.....				7, 332. 49	
Total.....	90, 000. 00	78, 000. 00		85, 332. 49	

*Estimates of appropriations required for the service of the fiscal year ending June 30, 1928—Continued*

General object (title of appropriation), date of acts, references to Statutes at Large, or to Revised Statutes, and estimated amount required for each detailed object					Total amount to be appropriated under each head of appropriation	Amount appropriated for the fiscal year ending June 30, 1927
<b>Street and Road Improvement and Repair, District of Columbia—Continued.</b>						
<i>Statement of the number of vehicles purchased, and horses, vehicles, and auto trucks hired, and the sums paid for same from the appropriation for "Trees and parking, District of Columbia, 1926."</i>						
<b>VEHICLES PURCHASED</b>						
Kind				Amount		
1 tractor.....	Fordson, wheel type			\$941.20		
1 trailer.....	2½-ton capacity			728.00		
<b>HORSES AND VEHICLES HIRED</b>						
	Average number	Rate per day	Number of days	Amount paid		
Double team.....	3	\$7.20	838	\$6,033.60		
Single team.....	1	4.78	273	1,304.94		
Horse.....	1	1.50	287½	431.25		
<b>AUTO TRUCKS HIRED</b>						
	Average number	Rate per day	Number of days	Amount paid		
3-ton.....	2	\$10.00	461¾	\$4,617.50		
Unit cost of removing trees.....					\$5.28	
Unit cost of planting trees.....					7.58	
Unit cost of trimming trees.....					.94	
Unit cost of spraying trees.....					.059	
Public convenience stations: For maintenance of public convenience stations, including compensation of necessary employees ( <i>act May 10, 1926, vol. 44, p. 428</i> ).....					\$28,000.00	\$33,250.00
	Estimated expenditures, 1928 appropriation	Estimated expenditures, 1927 appropriation	Expended and obligated, 1926			
	Average— No. Salary	Average— No. Salary	Average— No. Salary			
Attendants.....	6 \$3.60	6 \$3.50	6 \$3.50			
Attendants.....	3 3.10	3 3.00	3 3.00			
Attendants.....	8 2.85	8 2.75	8 2.75			
Total number of employees.....	17	17	17			
Total wages.....	20,406.00	19,760.00	19,703.50			
Repairs and supplies.....	7,594.00	10,000.00	7,700.00			
Unexpended balance.....		3,490.00	596.50			
Total.....	28,000.00	33,250.00	28,000.00			
Total, street and road improvement and repair, District of Columbia.....					3,589,500.00	2,719,750.00
<b>Sewers, District of Columbia—</b>						
For cleaning and repairing sewers and basins, including the purchase of [one motor truck at not to exceed \$4,000] <i>three motor trucks at not to exceed \$650 each; [and the replacement of one motor truck at not to exceed \$650;]</i> for operation and maintenance of the sewage pumping service, including repairs to boilers, machinery, and pumping stations, and employment of mechanics and laborers, purchase of coal, oils, and waste, and other supplies, and for the maintenance of nonpassenger-carrying motor vehicles used in this work ( <i>act May 10, 1926, vol. 44, p. 428</i> ).....					260,000.00	260,000.00

## Estimates of appropriations required for the service of the fiscal year ending June 30, 1928—Continued

General object (title of appropriation), date of acts, references to Statutes at Large, or to Revised Statutes, and estimated amount required for each detailed object

Total amount to be appropriated under each head of appropriation

Amount appropriated for the fiscal year ending June 30, 1927

## Sewers, District of Columbia—Continued.

	Estimated expenditures, 1928 appropriation	Estimated expenditures, 1927 appropriation	Expended and obligated, 1926
	Number	Number	Number
Assistant engineers, 2 at \$3,100.....			2
Overseer, 1 at \$1,920.....			1
Inspector, 1 at \$1,920.....			1
Computers, \$1,380 to \$2,400.....			15
Draftsman, 1 at \$1,380.....			1
Copyist, \$1,140 to \$1,680.....			1
Carpenters, 2 at \$7.04.....	2	2	1
Caulker, 1 at \$5.....	1	1	1
Machinists, 2 at \$7.04; 1 at \$6.32.....	3	3	3
Blacksmith, 1 at \$7.04.....	1	1	1
Auto mechanic, 1 at \$7.04.....	1	1	1
First-class steam engineer, 1 at \$7.04.....	1	1	1
Steamfitters, 1 at \$7.04; 1 at \$6.32; 1 at \$5.50.....	3	3	3
Painters, 1 at \$7.04; 1 at \$6.32.....	2	2	2
Electricians, 1 at \$7.04; 1 at \$6.32.....	2	2	2
Pilot, 1 at \$4.72.....	1	1	1
Gardener, 1 at \$5.12.....	1	1	1
Screenmen, 3 at \$4.24; 3 at \$3.76.....	6	6	6
Storekeeper, 1 at \$4.40.....	1	1	1
Trade helpers, 8 at \$4.40; 1 at \$4.....	9	9	9
Oilers, 3 at \$3.20.....	3	3	3
Bricklayers, 2 at \$6.40.....	12	12	11
Auto truck drivers, \$4 to \$4.40.....	24	21	20
Auto drivers, \$3.76 to \$3.92.....	3	3	3
Skilled laborers, \$4.08 to \$4.48.....	40	44	36
Laborers, \$3.28 to \$4.....	31	37	37
Watchman, 1 at \$3.20.....	1	1	1
Plumber, 1 at \$10.....	1	1	1
Wages.....	\$185,107.20	\$187,506.92	\$184,365.50
Construction material.....	6,000.00	5,794.74	5,252.23
Coal.....	25,920.00	25,920.00	23,800.17
Oils and waste.....	1,500.00	2,000.00	1,314.58
Supplies, tools, and equipment.....	37,022.80	31,628.34	23,257.70
Purchase and exchange of motor vehicles.....	1,950.00	4,650.00	17,342.50
Repaving.....	1,000.00	1,000.00	1,237.02
Allotted other departments for salaries.....	1,500.00	1,500.00	2,386.30
Total.....	260,000.00	260,000.00	258,950.00

1 Part time.

For main and pipe sewers and receiving basins [to be available immediately] (act May 10, 1926, vol. 44, p. 428)

\$180,000.00

\$175,000.00

	Estimated expenditures, 1928 appropriation	Estimated expenditures, 1927 appropriation	Expended and obligated, 1926
	Number	Number	Number
Overseer, 1 at \$2,700.....			1
Computer, \$1,680 to \$2,400.....			7
Copyist, 1 at \$1,500.....			1
Inspector, 1 at \$1,380.....			1
Draftsmen, \$1,320 to \$2,500.....			5
Motor truck drivers, \$4 to \$4.16.....	7	6	6
Bricklayers, 3 at \$7.04.....	13	13	13
Cement finisher, 1 at \$4.24.....	1	1	1
Trench bracer, 1 at \$5.12.....	1	1	1
Pipelayer, 1 at \$4.48.....	1	1	1
Skilled laborers, \$4.08 to \$4.40.....	11	11	11
Laborers, \$3.60 to \$4.....	22	22	52
Watchmen, 2 at \$3.20.....	2	2	2
Wages.....	\$36,000.00	\$36,000.00	\$36,227.40
Wagons and trucks.....	500.00	500.00	1,530.00
Contract work.....	122,300.00	116,130.00	41,969.23
Construction material, day labor.....	10,130.00	11,500.00	17,325.96
Supplies, tools, and equipment.....	5,000.00	5,000.00	11,800.14
Repaving, day labor.....	5,000.00	5,000.00	9,719.60
Allotted other departments for salaries.....	1,070.00	1,070.00	1,428.18
Total.....	180,000.00	175,000.00	170,000.00

1 Part time.

For suburban sewers, including the exchange or replacement of one motor truck at not to exceed \$4,000, the purchase of [two motor trucks at not to exceed \$4,000 each] one motor tractor at not to exceed \$650, and the maintenance of nonpassenger-carrying motor vehicles used in this work, [to be available immediately] (same act)

550,000.00

550,000.00

## Estimates of appropriations required for the service of the fiscal year ending June 30, 1928—Continued

General object (title of appropriation), date of acts, references to Statutes at Large, or to Revised Statutes, and estimated amount required for each detailed object	Total amount to be appropriated under each head of appropriation	Amount appropriated for the fiscal year ending June 30, 1927																																																																																																
<b>Sewers, District of Columbia—Continued.</b>																																																																																																		
<table><tr><td></td><td>Estimated expenditures, 1928 appropriation</td><td>Estimated expenditures, 1927 appropriation</td><td>Expended and obligated, 1926</td></tr><tr><td></td><td>Number</td><td>Number</td><td>Number</td></tr><tr><td>Assistant engineer, 1 at \$2,500.....</td><td></td><td></td><td>11</td></tr><tr><td>Overseer, 1 at \$2,700.....</td><td></td><td></td><td>11</td></tr><tr><td>Computers, \$1,680 to \$2,400.....</td><td></td><td></td><td>16</td></tr><tr><td>Copyist, 1 at \$1,500.....</td><td></td><td></td><td>11</td></tr><tr><td>Inspectors, \$1,380 to \$1,860.....</td><td></td><td></td><td>15</td></tr><tr><td>Draftsmen, \$1,320 to \$2,500.....</td><td></td><td></td><td>17</td></tr><tr><td>Motor truck drivers, 2 at \$4.24.....</td><td>2</td><td>2</td><td>2</td></tr><tr><td>Auto drivers, \$3.60 to \$4.....</td><td>9</td><td>9</td><td>9</td></tr><tr><td>Bricklayers, 3 at \$7.04.....</td><td>13</td><td>13</td><td>13</td></tr><tr><td>Pipelayer, 1 at \$4.56.....</td><td>1</td><td>1</td><td>1</td></tr><tr><td>Skilled laborers, \$4.08 to \$4.48.....</td><td>18</td><td>18</td><td>13</td></tr><tr><td>Laborers, \$3.60 to \$4.....</td><td>36</td><td>36</td><td>36</td></tr><tr><td>Watchman, 1 at \$3.20.....</td><td>1</td><td>1</td><td>1</td></tr><tr><td>Wages.....</td><td>\$75,000.00</td><td>\$75,400.00</td><td>\$84,042.99</td></tr><tr><td>Wagons and trucks.....</td><td>2,000.00</td><td>2,000.00</td><td>1,273.05</td></tr><tr><td>Contract work.....</td><td>422,850.00</td><td>415,100.00</td><td>259,252.08</td></tr><tr><td>Construction material, day labor.....</td><td>25,000.00</td><td>25,000.00</td><td>17,728.25</td></tr><tr><td>Supplies, tools, and equipment.....</td><td>15,000.00</td><td>15,000.00</td><td>14,273.53</td></tr><tr><td>Purchase and exchange of motor vehicles.....</td><td>4,650.00</td><td>12,000.00</td><td>3,150.00</td></tr><tr><td>Repaving, day labor.....</td><td>3,000.00</td><td>3,000.00</td><td>2,746.68</td></tr><tr><td>Allotted other departments for salaries.....</td><td>2,500.00</td><td>2,500.00</td><td>3,332.42</td></tr><tr><td>Total.....</td><td>550,000.00</td><td>550,000.00</td><td>385,800.00</td></tr></table>		Estimated expenditures, 1928 appropriation	Estimated expenditures, 1927 appropriation	Expended and obligated, 1926		Number	Number	Number	Assistant engineer, 1 at \$2,500.....			11	Overseer, 1 at \$2,700.....			11	Computers, \$1,680 to \$2,400.....			16	Copyist, 1 at \$1,500.....			11	Inspectors, \$1,380 to \$1,860.....			15	Draftsmen, \$1,320 to \$2,500.....			17	Motor truck drivers, 2 at \$4.24.....	2	2	2	Auto drivers, \$3.60 to \$4.....	9	9	9	Bricklayers, 3 at \$7.04.....	13	13	13	Pipelayer, 1 at \$4.56.....	1	1	1	Skilled laborers, \$4.08 to \$4.48.....	18	18	13	Laborers, \$3.60 to \$4.....	36	36	36	Watchman, 1 at \$3.20.....	1	1	1	Wages.....	\$75,000.00	\$75,400.00	\$84,042.99	Wagons and trucks.....	2,000.00	2,000.00	1,273.05	Contract work.....	422,850.00	415,100.00	259,252.08	Construction material, day labor.....	25,000.00	25,000.00	17,728.25	Supplies, tools, and equipment.....	15,000.00	15,000.00	14,273.53	Purchase and exchange of motor vehicles.....	4,650.00	12,000.00	3,150.00	Repaving, day labor.....	3,000.00	3,000.00	2,746.68	Allotted other departments for salaries.....	2,500.00	2,500.00	3,332.42	Total.....	550,000.00	550,000.00	385,800.00		
	Estimated expenditures, 1928 appropriation	Estimated expenditures, 1927 appropriation	Expended and obligated, 1926																																																																																															
	Number	Number	Number																																																																																															
Assistant engineer, 1 at \$2,500.....			11																																																																																															
Overseer, 1 at \$2,700.....			11																																																																																															
Computers, \$1,680 to \$2,400.....			16																																																																																															
Copyist, 1 at \$1,500.....			11																																																																																															
Inspectors, \$1,380 to \$1,860.....			15																																																																																															
Draftsmen, \$1,320 to \$2,500.....			17																																																																																															
Motor truck drivers, 2 at \$4.24.....	2	2	2																																																																																															
Auto drivers, \$3.60 to \$4.....	9	9	9																																																																																															
Bricklayers, 3 at \$7.04.....	13	13	13																																																																																															
Pipelayer, 1 at \$4.56.....	1	1	1																																																																																															
Skilled laborers, \$4.08 to \$4.48.....	18	18	13																																																																																															
Laborers, \$3.60 to \$4.....	36	36	36																																																																																															
Watchman, 1 at \$3.20.....	1	1	1																																																																																															
Wages.....	\$75,000.00	\$75,400.00	\$84,042.99																																																																																															
Wagons and trucks.....	2,000.00	2,000.00	1,273.05																																																																																															
Contract work.....	422,850.00	415,100.00	259,252.08																																																																																															
Construction material, day labor.....	25,000.00	25,000.00	17,728.25																																																																																															
Supplies, tools, and equipment.....	15,000.00	15,000.00	14,273.53																																																																																															
Purchase and exchange of motor vehicles.....	4,650.00	12,000.00	3,150.00																																																																																															
Repaving, day labor.....	3,000.00	3,000.00	2,746.68																																																																																															
Allotted other departments for salaries.....	2,500.00	2,500.00	3,332.42																																																																																															
Total.....	550,000.00	550,000.00	385,800.00																																																																																															
<sup>1</sup> Part time.  For assessment and permit work, sewers, [to be available immediately,] (act May 10, 1926, vol. 44, p. 428)	\$500,000.00	\$400,000.00																																																																																																
<table><tr><td></td><td>Estimated expenditures, 1928 appropriation</td><td>Estimated expenditures, 1927 appropriation</td><td>Expended and obligated, 1926</td></tr><tr><td></td><td>Number</td><td>Number</td><td>Number</td></tr><tr><td>Overseers, 1 at \$2,700; 1 at \$1,920.....</td><td></td><td></td><td>12</td></tr><tr><td>Computers, \$1,680 to \$2,400.....</td><td></td><td></td><td>16</td></tr><tr><td>Copyist, 1 at \$1,500.....</td><td></td><td></td><td>11</td></tr><tr><td>Inspectors, \$1,380 to \$1,680.....</td><td></td><td></td><td>13</td></tr><tr><td>Draftsmen, \$1,320 to \$1,920.....</td><td></td><td></td><td>15</td></tr><tr><td>Motor-truck drivers, \$4 to \$4.48.....</td><td>4</td><td>4</td><td>4</td></tr><tr><td>Bricklayers, 3 at \$7.04.....</td><td>13</td><td>13</td><td>13</td></tr><tr><td>Trench bracer, 1 at \$4.72.....</td><td>1</td><td>1</td><td>1</td></tr><tr><td>Pipe layers, \$4.48 to \$4.64.....</td><td>4</td><td>4</td><td>4</td></tr><tr><td>Skilled laborers, \$4.08 to \$4.48.....</td><td>38</td><td>38</td><td>34</td></tr><tr><td>Laborers, \$3.60 to \$4.....</td><td>76</td><td>76</td><td>101</td></tr><tr><td>Watchmen, 3 at \$3.20.....</td><td>3</td><td>3</td><td>3</td></tr><tr><td>Wages.....</td><td>\$163,000.00</td><td>\$163,000.00</td><td>\$124,636.28</td></tr><tr><td>Wagons and trucks.....</td><td>4,000.00</td><td>4,000.00</td><td>3,210.84</td></tr><tr><td>Contract work.....</td><td>260,000.00</td><td>160,000.00</td><td>346,929.85</td></tr><tr><td>Construction material, day labor.....</td><td>60,000.00</td><td>60,000.00</td><td>40,527.73</td></tr><tr><td>Supplies, tools, and equipment.....</td><td>6,000.00</td><td>6,000.00</td><td>9,224.00</td></tr><tr><td>Repaving, day labor.....</td><td>5,000.00</td><td>5,000.00</td><td>3,091.00</td></tr><tr><td>Allotted other departments for salaries.....</td><td>2,000.00</td><td>2,000.00</td><td>2,380.30</td></tr><tr><td>Total.....</td><td>500,000.00</td><td>400,000.00</td><td>530,000.00</td></tr></table>		Estimated expenditures, 1928 appropriation	Estimated expenditures, 1927 appropriation	Expended and obligated, 1926		Number	Number	Number	Overseers, 1 at \$2,700; 1 at \$1,920.....			12	Computers, \$1,680 to \$2,400.....			16	Copyist, 1 at \$1,500.....			11	Inspectors, \$1,380 to \$1,680.....			13	Draftsmen, \$1,320 to \$1,920.....			15	Motor-truck drivers, \$4 to \$4.48.....	4	4	4	Bricklayers, 3 at \$7.04.....	13	13	13	Trench bracer, 1 at \$4.72.....	1	1	1	Pipe layers, \$4.48 to \$4.64.....	4	4	4	Skilled laborers, \$4.08 to \$4.48.....	38	38	34	Laborers, \$3.60 to \$4.....	76	76	101	Watchmen, 3 at \$3.20.....	3	3	3	Wages.....	\$163,000.00	\$163,000.00	\$124,636.28	Wagons and trucks.....	4,000.00	4,000.00	3,210.84	Contract work.....	260,000.00	160,000.00	346,929.85	Construction material, day labor.....	60,000.00	60,000.00	40,527.73	Supplies, tools, and equipment.....	6,000.00	6,000.00	9,224.00	Repaving, day labor.....	5,000.00	5,000.00	3,091.00	Allotted other departments for salaries.....	2,000.00	2,000.00	2,380.30	Total.....	500,000.00	400,000.00	530,000.00										
	Estimated expenditures, 1928 appropriation	Estimated expenditures, 1927 appropriation	Expended and obligated, 1926																																																																																															
	Number	Number	Number																																																																																															
Overseers, 1 at \$2,700; 1 at \$1,920.....			12																																																																																															
Computers, \$1,680 to \$2,400.....			16																																																																																															
Copyist, 1 at \$1,500.....			11																																																																																															
Inspectors, \$1,380 to \$1,680.....			13																																																																																															
Draftsmen, \$1,320 to \$1,920.....			15																																																																																															
Motor-truck drivers, \$4 to \$4.48.....	4	4	4																																																																																															
Bricklayers, 3 at \$7.04.....	13	13	13																																																																																															
Trench bracer, 1 at \$4.72.....	1	1	1																																																																																															
Pipe layers, \$4.48 to \$4.64.....	4	4	4																																																																																															
Skilled laborers, \$4.08 to \$4.48.....	38	38	34																																																																																															
Laborers, \$3.60 to \$4.....	76	76	101																																																																																															
Watchmen, 3 at \$3.20.....	3	3	3																																																																																															
Wages.....	\$163,000.00	\$163,000.00	\$124,636.28																																																																																															
Wagons and trucks.....	4,000.00	4,000.00	3,210.84																																																																																															
Contract work.....	260,000.00	160,000.00	346,929.85																																																																																															
Construction material, day labor.....	60,000.00	60,000.00	40,527.73																																																																																															
Supplies, tools, and equipment.....	6,000.00	6,000.00	9,224.00																																																																																															
Repaving, day labor.....	5,000.00	5,000.00	3,091.00																																																																																															
Allotted other departments for salaries.....	2,000.00	2,000.00	2,380.30																																																																																															
Total.....	500,000.00	400,000.00	530,000.00																																																																																															
<sup>1</sup> Part time.  For purchase or condemnation of rights of way for construction, maintenance, and repair of public sewers (same act)	1,500.00	2,000.00																																																																																																
Consideration, recorder fees, etc.: Expenditures—1928, \$1,500; 1927, \$2,000; 1926, \$1,061.07.																																																																																																		
[For completing construction of the Anacostia main interceptor along the Anacostia River between the outfall sewer, sewage-disposal system, at Poplar Point and Benning, District of Columbia] (same act)		10,000.00																																																																																																
Contract construction: Expenditure, 1927, \$10,000.																																																																																																		
For continuing the construction of the Upper Potomac main interceptor (same act)	50,000.00	50,000.00																																																																																																
Contract construction: Expenditures—1928, \$50,000; 1927, \$50,000; 1926, \$50,000.																																																																																																		
For beginning construction of the Upper Anacostia main interceptor along the Anacostia River between Benning Road and the District line (submitted)	60,000.00																																																																																																	
Contract construction: Expenditure, 1928, \$60,000.																																																																																																		
Total, sewers, District of Columbia	1,601,500.00	1,447,000.00																																																																																																

*Estimates of appropriations required for the service of the fiscal year ending June 30, 1928—Continued*

General object (title of appropriation), date of acts, references to Statutes at Large, or to Revised Statutes, and estimated amount required for each detailed object				Total amount to be appropriated under each head of appropriation	Amount appropriated for the fiscal year ending June 30, 1927
<b>Collection and Disposal of Refuse, District of Columbia—</b> For personal services in accordance with the classification act of 1923 (act May 10, 1926, vol. 44, pp. 428, 429)				\$124, 860. 00	\$57, 560. 00
	Estimated expenditures, 1928 appropriation	Estimated expenditures, 1927 appropriation	Expended and obligated, 1926		
<b>Salaries:</b>					
Professional and scientific service—	<i>Average—</i>	<i>Average—</i>	<i>Average—</i>		
Grade 5, \$5,200 to \$6,000; average, \$5,600—	<i>No. Salary</i>	<i>No. Salary</i>	<i>No. Salary</i>		
Senior engineer (supervisor of city refuse).....	1 \$5, 600	1 \$5, 600	1 \$5, 400		
Grade 4, \$3,800 to \$5,000; average, \$4,400—					
Engineer (superintendent of street cleaning).....	1 4, 400	1 4, 400	1 4, 200		
Engineer (superintendent garbage reduction plant).....	1 4, 400	1 4, 400	1 4, 200		
Grade 1, \$1,860 to \$2,400; average, \$2,100—					
Junior medical officer (veterinarian).....	1 1, 860	1 1, 800	1 1, 740		
Subprofessional service—					
Grade 8, \$2,400 to \$3,000; average, \$2,700—					
Chief engineering inspector (assistant superintendent garbage reduction plant).....	1 2, 700	1 2, 600	1 2, 600		
Chief engineering inspector (superintendent trash plant).....	1 2, 700	1 2, 600	1 2, 600		
Clerical, administrative, and fiscal service—					
Grade 7, \$2,400 to \$3,000; average, \$2,700—					
Junior administrative assistant (chief inspector).....	1 2, 700	1 2, 700	1 2, 700		
Grade 6, \$2,100 to \$2,700; average, \$2,400—					
Principal clerk (chief clerk city refuse).....	1 2, 300	1 2, 200	1 2, 100		
Principal clerk (accountant).....	1 2, 300	1 2, 300	1 2, 300		
Grade 4, \$1,680 to \$2,040; average, \$1,860—					
Clerk (accountant).....	1 1, 860	1 1, 800	1 1, 740		
Grade 3, \$1,500 to \$1,860; average, \$1,680—					
Assistant clerks.....	3 1, 640	3 1, 630	3 1, 580		
Grade 2, \$1,320 to \$1,680; average, \$1,500—					
Junior clerks.....	7 1, 500	7 1, 483	7 1, 457		
Grade 1, \$1,140 to \$1,500; average, \$1,320—					
Underclerks.....	2 1, 290	2 1, 260	2 1, 230		
Custodial service—					
Grade 10, \$2,400 to \$3,000; average, \$2,700—					
Chief mechanical superintendent (master mechanic).....	1 2, 700	1 2, 600	1 2, 600		
Chief mechanical superintendent (superintendent garbage collection).....	1 2, 700	1 2, 600	1 2, 600		
Grade 9, \$2,100 to \$2,700; average, \$2,400—					
Assistant mechanical superintendent (assistant superintendent street cleaning).....	1 2, 400	1 2, 400	1 2, 300		
Assistant mechanical superintendent (superintendent ash service).....	1 2, 400	1 2, 300	1 2, 300		
Assistant mechanical superintendent.....	1 2, 300	1 2, 300	1 2, 300		
Grade 8, \$1,860 to \$2,400; average, \$2,130—					
Principal mechanics.....	2 2, 050	2 2, 050	2 2, 050		
Grade 7, \$1,680 to \$2,040; average, \$1,860—					
Senior mechanics.....	2 1, 860	2 1, 880	2 1, 830		
Grade 6, \$1,500 to \$1,860; average, \$1,680—					
General foremen of laborers.....	33 1, 560	33 1, 560	33 1, 491		
Grade 4, \$1,140 to \$1,500; average, \$1,320—					
Assistant foreman of laborers.....			1 1, 140		
Grade 3, \$1,020 to \$1,260; average, \$1,140—					
Senior laborers.....	2 1, 080	2 1, 080	2 1, 080		
Messengers.....	2 1, 140	2 1, 140	2 1, 140		
Total average number of employees.....	68	68	69		
Total salaries.....	124, 860	124, 100	121, 620		
The difference between 1928 and 1927 is due to increase in salaries, \$760.					
For dust prevention, sweeping and cleaning streets, avenues, alleys, and suburban streets, under the immediate direction of the commissioners, and for cleaning snow and ice from streets, sidewalks, crosswalks, and gutters, in the discretion of the commissioners, including services and purchase and maintenance of equipment, rent of storage rooms; maintenance and repairs of stables; hire, purchase, and maintenance of horses; hire, purchase, maintenance, and repair of wagons, harness, and other equipment; maintenance and repair of nonpassenger-carrying motor-propelled vehicles necessary in cleaning streets and purchase of motor-propelled street-cleaning equipment; purchase, maintenance, and repair of bicycles; and necessary incidental expenses ( <i>same act</i> )				475, 000. 00	450, 000. 00

## Estimates of appropriations required for the service of the fiscal year ending June 30, 1928—Continued

General object (title of appropriation), date of acts, references to Statutes at Large, or to Revised Statutes, and estimated amount required for each detailed object					Total amount to be appropriated under each head of appropriation	Amount appropriated for the fiscal year ending June 30, 1927
<i>Collection and Disposal of Refuse, District of Columbia—Continued.</i>						
	Rate	Estimated expenditures, 1928 appropriation	Estimated expenditures, 1927 appropriation	Expended and obligated, 1926		
		Number	Number	Number		
Auto mechanics.....per diem.....	\$5.04-\$7.04	7	7	7		
Auto-truck drivers.....do.....	4.00- 4.88	20	15	26		
Blacksmiths.....do.....	5.76- 7.04	9	9	8		
Carpenter.....do.....	7.04	1	1	1		
Electricians.....do.....	6.00	1	1	2		
Horseshoers.....do.....	6.00- 6.75	4	4	4		
Harness maker.....do.....	5.84	1	1	1		
Machinist.....do.....	6.00	1	1	1		
Painter.....do.....	7.04	1	1	1		
Stable bosses.....do.....	5.04- 6.00	2	2	2		
Assistant stable bosses.....do.....	4.24- 5.04	2	2	2		
Storekeepers.....do.....	4.72- 6.00	5	5	5		
Sheet-metal worker.....do.....	7.04	1	1	1		
Tinner.....do.....	6.48	1	1	1		
Wheelwrights.....do.....	6.48- 6.80	2	2	2		
Skilled laborers.....do.....	4.00- 4.48	3	3	4		
Trade helpers.....do.....	4.80- 4.88	5	5	2		
Laborers.....do.....	3.28- 3.44	30	24	36		
Laborers (white wings and drivers).....per diem.....	3.28- 3.44	260	250	312		
Inspector.....per annum.....	2,400.00- 2,700.00	1	1	1		
Total wages.....		\$361,250.00	\$345,750.00	\$422,392.88		
General objects of expenditure:						
Rent of storage rooms.....		1,750.00	1,750.00	1,716.00		
Repair materials and supplies.....		45,000.00	45,000.00	56,901.90		
Forage.....		19,000.00	19,000.00	27,457.55		
Stable supplies.....		5,000.00	5,000.00	5,569.80		
Purchase of equipment.....		40,000.00	30,500.00	35,055.70		
Miscellaneous items and contingencies.....		3,000.00	3,000.00	2,839.71		
Repays for work done for other departments.....				551,833.54		
Total.....		475,000.00	450,000.00	448,161.70		

NOTE.—The above includes an estimate for rental of storage rooms as follows:

White wing section—	
No. 1, rear 525 New Jersey Avenue NW.....	\$120
No. 2, rear 1217 Six-and-a-half Street NW.....	144
No. 3, rear 458 C Street NW.....	72
No. 3, rear 1211 C Street NW.....	60
No. 3, rear 412 H Street NW.....	180
No. 3, rear 807 Tenth Street NW.....	180
No. 4, rear 2008-2010 M Street NW.....	96
No. 4, rear 1515 L Street NW.....	120
No. 4, rear 713 Twentieth Street NW.....	144
No. 5, rear 3128 Fourteenth Street NW.....	120
No. 5, rear 1515 S Street NW.....	276
No. 6, rear 3339 N Street NW.....	108
No. 7, rear 702 Fifteenth Street NE.....	96

To enable the commissioners to carry out the provisions of existing law governing the collection and disposal of garbage, dead animals, night soil, and miscellaneous refuse and ashes in the District of Columbia (no contract shall be let for the collection of dead animals), including inspection; fencing of public and private property designated by the commissioners as public dumps; and incidental expenses, **[\$935,000] \$900,000: Provided,** That any proceeds received from the disposal of city refuse or garbage shall be paid into the Treasury of the United States to the credit of the United States and the District of Columbia in the manner provided by law: *Provided further,* That this appropriation shall not be available for collecting ashes or miscellaneous refuse from hotels and places of business or from apartment houses of four or more apartments in which the landlord furnishes heat to tenants (*act May 10, 1926, vol. 44, pp. 428, 429*).....

\$900,000.00

\$935,000.00

	Rate	Estimated expenditures, 1928 appropriation	Estimated expenditures, 1927 appropriation	Expended and obligated, 1926
		Number	Number	Number
Wages:				
Auto mechanics.....per diem.....	\$5.12-\$5.72	4	3	3
Autotruck drivers.....do.....	4.00- 4.64	40	39	33
Assorters.....do.....	1.52- 2.56	40	40	42
Blacksmiths.....do.....	6.00- 7.04	5	5	5
Cooks.....do.....	3.68- 4.00	4	4	3
Collectors (garbage and trash).....per diem.....	3.28- 3.44	106	105	171
Engineers.....do.....	3.92- 5.92	8	8	8
Firemen.....do.....	3.68- 4.32	14	14	13
Grease man.....do.....	3.91	1	1	1
Harnessmakers.....do.....	5.84	2	2	2
Horseshoers.....do.....	6.00- 6.75	4	4	4



*Estimates of appropriations required for the service of the fiscal year ending June 30, 1928—Continued*

General object (title of appropriation), date of acts, references to Statutes at Large, or to Revised Statutes, and estimated amount required for each detailed object

Total amount to be appropriated under each head of appropriation

Amount appropriated for the fiscal year ending June 30, 1927

*Collection and Disposal of Refuse, District of Columbia—Continued.*

	Rate	Estimated expenditures, 1928 appropriation	Estimated expenditures, 1927 appropriation	Expended and obligated, 1926
<b>Wages—Continued.</b>		<i>Number</i>	<i>Number</i>	<i>Number</i>
Laborers.....per diem	\$3.28-\$3.60	129	119	144
Skilled laborers.....do	3.12- 4.48	50	43	66
Pressmen.....do	3.51- 3.71	12	12	13
Seamstress.....do	2.08	1	1	1
Stable boss.....do	5.36	1	1	1
Assistant stable bosses.....do	4.64- 4.80	3	3	3
Storekeepers.....do	4.64- 5.60	3	3	3
Watchmen.....do	2.88	2	2	2
Computer.....per annum	1,860.00	1	1	1
Computer.....do	1,680.00	1	1	1
Computer.....do	1,500.00	1	1	1
Copyist.....do	1,560.00	1	1	1
Inspector.....do	2,600.00-2,700.00	1	1	1
<b>Total wages.....</b>		<b>\$536,380.00</b>	<b>\$517,200.00</b>	<b>\$525,164.86</b>
<b>Salaries.....</b>			<b>62,740.00</b>	<b>61,655.00</b>
<b>General objects of expenditure:</b>				
Contract for collection and disposal of night soil.....		22,600.00	24,000.00	24,000.00
Rent of ash, trash, and garbage plants.....		14,020.00	11,960.00	15,073.01
Coal.....		25,000.00	24,050.00	22,844.19
Forage.....		39,000.00	39,700.00	40,892.28
Equipment.....		5,000.00	78,100.00	37,333.96
Repair materials and supplies.....		80,000.00	82,950.00	68,644.17
Miscellaneous expenses.....		70,000.00	68,800.00	96,408.65
Freight.....		38,000.00	25,500.00	33,000.00
				<b>925,016.14</b>
Repay for work done for other departments.....				<b>39,341.83</b>
<b>Total.....</b>		<b>900,000.00</b>	<b>935,000.00</b>	<b>885,674.31</b>

To enable the commissioners to carry out the provisions of the act approved May 26, 1926 (Forty-fourth Statutes, page 657), to provide for the acquisition of property in Prince William County, Virginia, to be used by the District of Columbia for the reduction of garbage, 65 acres, more or less (submitted)

\$10,000.00

Site for garbage reduction plant: Expenditure, 1928, \$10,000.

Total, collection and disposal of refuse, District of Columbia

1,509,860.00

\$1,442,560.00

*Playgrounds, District of Columbia—*

For personal services in accordance with the classification act of 1923: *Provided*, That employments hereunder, except directors who shall be employed for twelve months, shall be distributed as to duration in accordance with corresponding employments provided for in the District of Columbia appropriation act for the fiscal year 1924: *Provided further*, That in the absence in a nonpay status of any member of the playgrounds staff the salary during such absence shall be available to pay a substitute employee (act May 10, 1926, vol. 44, p. 429)

94,085.00

94,085.00

	Estimated expenditures, 1928 appropriation	Estimated expenditures, 1927 appropriation	Expended and obligated, 1926
<b>Salaries:</b>			
<b>Subprofessional service—</b>	<i>Average—</i>	<i>Average—</i>	<i>Average—</i>
Grade 6, \$1,860 to \$2,400; average, \$2,100—	<i>No. Salary</i>	<i>No. Salary</i>	<i>No. Salary</i>
Directors of boys and girls activities.....	2 \$1,920	2 \$1,860	
Grade 3, \$1,320 to \$1,680; average, \$1,500—			
Playground directors.....	28 1,320	28 1,320	25 \$1,100
Grade 2, \$1,140 to \$1,500; average, \$1,320—			
Assistant playground director (10 months).....	1 1,000	1 950	1 950
Assistant playground directors (7 months).....	3 700	3 665	3 665
Assistant playground directors (3 months).....	4 300	4 285	4 285
Grade 1, \$800 to \$1,260; average, \$1,080—			
Playground assistants (7 months).....	4 525	4 525	4 525
Playground assistants (3 months).....	28 225	28 225	28 225
<b>Clerical, administrative, and fiscal service—</b>			
Grade 11, \$3,800 to \$5,000; average, \$4,400—			
Supervisor of playgrounds.....	1 4,000	1 3,800	
Grade 10, \$3,300 to \$3,900; average, \$3,600—			
Supervisor of playgrounds.....		1 3,000	1 3,600
Grade 3, \$1,500 to \$1,860; average, \$1,680—			
Senior stenographer.....	1 1,800	1 1,740	1 1,620
Grade 2, \$1,320 to \$1,680; average, \$1,500—			
Junior clerk.....	1 1,500	1 1,440	1 1,380
<b>Custodial service—</b>			
Grade 7, \$1,680 to \$2,040; average, \$1,860—			
Assistant chief guard (inspector of playgrounds).....	1 1,920	1 1,860	1 1,800
Grade 3, \$1,020 to \$1,260; average, \$1,140—			
Guard (general utility man) (10 months).....	1 1,000	1 900	1 850
Guards (watchmen).....	28 1,020	28 1,020	25 1,020
Guards (watchmen) (4 months).....	6 340	8 340	6 340
<b>Total number of employees.....</b>	<b>109</b>	<b>111</b>	<b>98</b>
<b>Total salaries.....</b>	<b>94,085</b>	<b>93,406</b>	<b>76,000</b>
<b>The difference between 1928 and 1927 is due to increase in salaries, \$680.</b>			

*Estimates of appropriations required for the service of the fiscal year ending June 30, 1928—Continued*

General object (title of appropriation), date of acts, references to Statutes at Large, or to Revised Statutes, and estimated amount required for each detailed object				Total amount to be appropriated under each head of appropriation	Amount appropriated for the fiscal year ending June 30, 1927
<b>Playgrounds, District of Columbia—Continued.</b>					
For general maintenance, improvement, equipment, supplies, incidental and contingent expenses of playgrounds, including labor and maintenance of motor truck, under the direction and supervision of the commissioners ( <i>act of May 10, 1926, vol. 44, p. 429</i> )				\$45,000.00	\$43,000.00
	Estimated expenditures, 1928 appropriation	Estimated expenditures, 1927 appropriation	Expended and obligated, 1926		
Wages:					
Skilled laborers, at \$4.32 to \$4 per diem	\$5,000.00	\$5,000.00	\$3,231.52		
Laborers, at \$4 to \$3.28 per diem	14,000.00	14,000.00	13,526.26		
Teams, temporary, \$7.20 per diem	500.00	500.00	552.45		
Other objects of expenditure:					
Materials	5,500.00	4,500.00	6,361.41		
Equipment	5,000.00	5,000.00	339.91		
Supplies	10,000.00	9,000.00	11,797.89		
Contract work, including grading and treatment of ground, fencing, shelters, toilet facilities, drinking fountains, setting trees and shrubs, making tennis courts, running racks, and repairs to plumbing	4,500.00	4,500.00	3,224.41		
Contingent expenses	500.00	500.00	721.96		
Total	45,000.00	43,000.00	39,755.81		
For the maintenance and contingent expenses of keeping open during the summer months the public-school playgrounds, under the direction and supervision of the commissioners; for special and temporary services, directors, assistants, and janitor service during the summer vacation, and, in the larger yards, daily after school hours during the school term ( <i>same act</i> )				23,000.00	21,000.00
	Estimated expenditures, 1928 appropriation	Estimated expenditures, 1927 appropriation	Expended and obligated, 1926		
Salaries:					
Directors, at \$1,320 per annum	\$2,640.00	\$1,320.00	\$739.66		
Assistants, at \$900 per annum	15,180.00	14,500.00	14,250.83		
Janitors, at \$1 per diem	2,380.00	2,280.00	3,741.56		
Laborers, at \$4.32 to \$4 per diem	400.00	400.00	366.56		
Teams, temporary, \$7.20 per diem	200.00	200.00	182.70		
Supplies: Athletic goods and industrial materials	3,200.00	2,200.00	1,583.24		
Total	23,000.00	21,000.00	20,864.55		
For supplies, installing electric lights, repairs, maintenance, and necessary expenses of operating <b>[four]</b> <i>three</i> swimming pools ( <i>same act</i> )				3,000.00	4,000.00
	Estimated expenditures, 1928 appropriation	Estimated expenditures, 1927 appropriation	Expended and obligated, 1926		
Wages:					
Skilled laborers, at \$4.32 per diem	\$200.00	\$400.00	\$288.16		
Miscellaneous and temporary labor, \$1 to \$3.28 per diem	2,000.00	2,600.00	2,000.02		
Other objects of expenditure:					
Supplies such as disinfectants, savogran, lye, soap, hypochloride of lime, brooms, brushes, etc.	700.00	800.00	391.03		
Repairs and upkeep, plumbing	100.00	200.00	272.71		
Total	3,000.00	4,000.00	2,041.92		
Bathing pools: For superintendence, \$600: <i>Provided, That section 6 of the legislative, executive, and judicial appropriation act approved May 10, 1916, as amended, shall not apply to the position of superintendent of the bathing beach of the District of Columbia during the fiscal year[s] ending June 30, [1926,] 1928 [and June 30, 1927] (acts May 10, 1926, vol. 44, p. 429; July 3, 1926, vol. 44, p. 847)</i>				600.00	600.00
Superintendence: Expenditures—1928, \$600; 1927, \$600; 1926, \$600.					
For temporary services, supplies, and maintenance ( <i>same acts</i> )				4,500.00	4,500.00

*Estimates of appropriations required for the service of the fiscal year ending June 30, 1928—Continued*

General object (title of appropriation), date of acts, references to Statutes at Large, or to Revised Statutes, and estimated amount required for each detailed object				Total amount to be appropriated under each head of appropriation	Amount appropriated for the fiscal year ending June 30, 1927
<b>Playgrounds, District of Columbia—Continued.</b>					
	Estimated expenditures, 1928 appropriation	Estimated expenditures, 1927 appropriation	Expended and obligated, 1926		
Wages:					
Life guards, \$4 to \$4.32 per diem	\$1,000.00	\$1,000.00	\$1,463.52		
Miscellaneous and temporary services, \$1 to \$3.50 per diem	3,000.00	3,000.00	2,650.08		
Other objects of expenditure:					
Supplies, such as ice, soap, disinfectants, materials for scrubbing, etc.	500.00	500.00	173.75		
Total	4,500.00	4,500.00	4,286.35		
For repairs to buildings, pools, and upkeep of grounds ( <i>acts May 10, 1926, vol. 44, p. 429; July 3, 1926, vol. 44, p. 847</i> )				\$1,780.00	\$1,780.00
	Estimated expenditures, 1928 appropriation	Estimated expenditures, 1927 appropriation	Expended and obligated, 1926		
Wages:					
Skilled laborer, \$4 to \$4.32 per diem	\$450.00	\$450.00	\$612.30		
Miscellaneous and temporary labor, \$1 to \$3.50 per diem	1,000.00	1,000.00	931.72		
Other objects of expenditure:					
Construction materials	330.00	330.00	70.05		
Plumbing			111.57		
Total	1,780.00	1,780.00	1,725.64		
[For the purchase or condemnation of a piece of ground to take the place of Gallinger playground, \$8,000, to remain available until June 30, 1927]					8,000.00
Total, playgrounds, District of Columbia				171,965.00	176,965.00
<b>Electrical Department, District of Columbia—</b>					
For personal services in accordance with the classification act of 1923 ( <i>acts Apr. 26, 1904, vol. 33, p. 306, secs. 1-5; May 10, 1926, vol. 44, p. 429</i> )				104,280.00	95,840.00
	Estimated expenditures, 1928 appropriation	Estimated expenditures, 1927 appropriation	Expended and obligated, 1926		
Salaries:					
Professional and scientific service	Average—	Average—	Average—		
Grade 4, \$3,800 to \$5,000; average, \$4,400—	No. 1 Salary \$4,400	No. 1 Salary \$4,400	No. 1 Salary \$4,100		
Engineer (electrical engineer, head of subdivision)	1	1	1		
Grade 3, \$3,000 to \$3,600; average, \$3,300—					
Associate engineers					
Assistant electrical engineer	3	3	3		
Superintendents					
Subprofessional service—					
Grade 8, \$2,400 to \$3,000; average, \$2,700—					
Assistant mechanical superintendent (assistant superintendent of fire-alarm)	1	1	1		
Grade 6, \$1,800 to \$2,400; average, \$2,111—					
Senior engineering inspector	1	1	1		
Grade 5, \$1,680 to \$2,040; average, \$1,860—					
Engineering aids (inspectors)	8	8	5		
Grade 3, \$1,320 to \$1,680; average, \$1,500—					
Junior engineering inspectors	5	5	5		
Junior engineering draftsmen					
Grade 2, \$1,140 to \$1,500; average, \$1,320—					
Apprentice engineering draftsman	1	1	1		
Clerical, administrative and fiscal service—					
Grade 5, \$1,860 to \$2,400; average, \$2,111—					
Senior clerk (chief clerk)	1	1	1		
Grade 4, \$1,680 to \$2,040; average, \$1,860—					
Head operators, office devices (fire-alarm telegraph operators)	4	4	4		
Grade 3, \$1,500 to \$1,860; average, \$1,680—					
Assistant clerk (permit clerk)	2	2	1		
Assistant clerk (stenographer)					
Grade 2, \$1,320 to \$1,680; average, \$1,500—					
Junior operators, office devices—					
Chief telephone operator					
Special telephone operators, assistant fire-alarm operators					
Junior clerk, stenographer	10	10	8		
Junior clerks, typist					
Assistant clerks—					
Account clerks					
Storekeeper					

*Estimates of appropriations required for the service of the fiscal year ending June 30, 1928—Continued*

General object (title of appropriation), date of acts, references to Statutes at Large, or to Revised Statutes, and estimated amount required for each detailed object				Total amount to be appropriated under each head of appropriation	Amount appropriated for the fiscal year ending June 30, 1927
<b>Electrical Department, District of Columbia—Continued.</b>					
	Estimated expenditures, 1928 appropriation	Estimated expenditures, 1927 appropriation	Expended and obligated, 1926		
<b>Salaries—Continued.</b>					
Clerical, administrative and fiscal service—Contd.					
Grade 1, \$1,140 to \$1,500; average, \$1,320—					
Underoperators, office devices—					
Telephone operators—					
Underclerks—					
Custodial service—					
Grade 9, \$2,100 to \$2,700; average, \$2,400—					
Assistant mechanical superintendent (assistant superintendent of fire alarm)			1	2,058	
Grade 7, \$1,680 to \$2,040; average, \$1,860—					
Senior mechanics—					
Expert repairman—					
Inspector—					
Grade 6, \$1,500 to \$1,860; average, \$1,680—					
Mechanic (repairman)			1	1,500	
Grade 4, \$1,140 to \$1,500; average, \$1,320—					
Undermechanics (repairmen)			3	1,140	
Grade 3, \$1,020 to \$1,260; average, \$1,140—					
Minor mechanics (laborers)			5	1,092	
Messengers (laborers)					
Messenger—					
Total number of employees—	62	62	56		
Total salaries—	96,840	95,840		83,657	
<b>NEW POSITIONS RECOMMENDED</b>					
<b>Salaries:</b>					
Professional and scientific service—					
Grade 2, \$2,400 to \$3,000; average, \$2,700—					
Assistant engineer	1	2,400			
Clerical, administrative, and fiscal service—					
Grade 4, \$1,680 to \$2,040; average, \$1,860—					
Operators, office devices (fire-alarm telegraph operators)	3	1,880			
Total number of employees—	66	62	56		
Total salaries—	104,280	95,840		83,657	
The difference between 1928 and 1927 is due to—					
Increase in force, new positions—					
Increase in salaries—					
Total increase—	8,440				

For general supplies, repairs, new batteries, and battery supplies, telephone rental and purchase, telephone service charges, wire and cable for extension of telegraph and telephone service, repairs of lines and instruments, purchase of poles, tools, insulators, brackets, pins, hardware, cross arms, ice, record books, stationery, printing, livery, purchase and repair of bicycles, blacksmithing, extra labor, new boxes, maintenance of motor trucks, and other necessary items, and including the exchange or replacement of one motor truck for not to exceed **[\$650]** \$2,750 (act May 10, 1926, vol. 44, pp. 429-430).

\$33,800.00

\$33,800.00

	Estimated expenditures, 1928 appropriation	Estimated expenditures, 1927 appropriation	Expended and obligated, 1926
<b>Wages:</b>			
Electricians (\$7.04 per day)	3	3	3
Skilled laborers (\$4.48 per day)	5	5	2
<b>Personal services, wages.</b>	\$3,800.00	\$4,050.00	\$3,712.50
Batteries and battery supplies	650.00	700.00	665.88
Telephone purchase, rental, and charges	20,300.00	21,650.00	20,574.63
Instruments and apparatus	1,600.00	1,700.00	1,501.86
Wire and cable	900.00	950.00	341.25
Line supplies	350.00	400.00	234.24
Posts and accessories	400.00	450.00	162.88
Tools and hardware	550.00	600.00	220.55
Bicycles, purchase and repair			7.00
Allowance for maintenance of motor trucks	450.00	500.00	673.45
Office expenses	1,000.00	1,700.00	2,312.11
Storeroom and garage expenses	300.00	300.00	79.82
Purchase of auto vehicles	2,750.00	650.00	
Miscellaneous	150.00	150.00	79.17
<b>Total</b>	<b>33,800.00</b>	<b>33,800.00</b>	<b>30,565.34</b>

[For placing wires of fire alarm, police patrol, and telephone service underground in existing conduits, including cost of cables, terminal boxes, and posts, connections to and between existing conduits, manholes, handholes, posts for fire alarm and police boxes, extra labor, and other necessary items, \$5,200] (act May 10, 1926, vol. 44, p. 430).

General object (title of appropriation), date of acts, references to Statutes at Large, or to Revised Statutes, and estimated amount required for each detailed object

Total amount to be appropriated under each head of appropriation.

Amount appropriated for  
the fiscal year ending  
June 30, 1927

For extension and relocation of police-patrol system, including purchase of new boxes, purchase and erection of necessary poles, cross arms, insulators, pins, braces, wire, cable, conduit connections, posts, extra labor, and other necessary items] (act May 10, 1926, vol. 44, p. 430).

[For extension and relocation of fire-alarm system, including purchase of new boxes, purchase and erection of necessary poles, cross arms, insulators, pins, braces, wire, cable, conduit connections, posts, extra labor, and other necessary items] (same act).

[For purchase and installing additional lead-covered cables to increase the capacity of the underground signal cable system, \$3,000] (same act).

For placing wires of fire-alarm, police-patrol, and telephone services underground, extension and relocation of police-patrol and fire-alarm systems, purchase and installing additional lead-covered cables, labor, material, appurtenances, and other necessary equipment and expenses, including not to exceed \$7,500 for replacing obsolete type of police-patrol signal system in ninth and tenth precincts (submitted).

**\$35,900.00**

**\$28,400.00**

	Estimated expenditures, 1928 appropriation	Estimated expenditures, 1927 appropriation	Expended and obligated, 1926
	Number	Number	Number
Wages:			
Electricians (\$7.04 per day).....	3	3	3
Skilled laborers (\$4.48 per day).....	5	5	5
Personal services, wages.....	\$5,800.00	\$5,800.00	\$5,676.16
Wire and cable.....	10,950.00	10,950.00	10,542.73
Line supplies.....	2,350.00	2,330.00	364.74
Boxes and fittings.....	6,500.00	6,300.00	4,504.37
Repairs to cuts.....	600.00	600.00	29.08
Posts and accessories.....	2,200.00	2,200.00	2,921.60
Repairing obsolete police signal systems.....	7,500.00		178.37
Total.....	35,900.00	28,400.00	24,217.05

**Lighting:** For purchase, installation, and maintenance of public lamps, lamp posts, street designations, lanterns, and fixtures of all kinds on streets, avenues, roads, alleys, and public spaces and for all necessary expenses in connection therewith, including rental of stables and store-rooms, livery and extra labor, this sum to be expended in accordance with the provisions of sections 7 and 8 of the District of Columbia appropriation act for the fiscal year 1912 and with the provisions of the District of Columbia appropriation act for the fiscal year 1913, and other laws applicable thereto, \$750,000: *Provided*, That this appropriation shall not be available for the payment of rates for electric street lighting in excess of  $[\$7\frac{1}{2}]$  per centum of rates heretofore established by law, and rates established by the commissioners in accordance with law, *those authorized to be paid in the fiscal year 1927*, and payment for electric current for new forms of street lighting shall not exceed 2 cents per kilowatt hour for current consumed (*act May 10, 1926, vol. 44, p. 430*)

750, 000. 00

750, 000. 00

	Estimated expenditures, 1928 appro- priation	Estimated expenditures, 1927 appro- priation	Expended and obligated, 1926
<b>Wages:</b>	<i>Number</i>	<i>Number</i>	<i>Number</i>
Draftsman (\$2,400 per annum)			1
Inspector (\$1,680 per annum)	1	1	1
Copyist (\$1,260 per annum)			1
Electrician (per diem)	1	1	
Painters (per diem)	3	3	2
Skilled laborers (per diem)	5	5	1
Unskilled laborers (per diem)			1
<b>Personal services, wages</b>	\$12,000.00	\$12,000.00	\$14,684.79
<b>Service by lighting companies:</b>			
Gas, mantle	210,000.00	210,000.00	204,286.22
Electric, arc	145,000.00	145,000.00	65,219.35
Electric, incandescent	300,000.00	300,000.00	218,082.44
Gas and electric designation	7,000.00	7,000.00	6,317.07
Moving lamps	2,000.00	2,000.00	248.50
Lamp-posts, fixtures, etc.	64,000.00	64,000.00	69,595.55
Signs, frames, etc.	6,000.00	6,000.00	4,771.16
Storeroom, stable, and garage expense	4,000.00	4,000.00	2,826.59
Miscellaneous			2,180.40
<b>Total</b>	<b>750,000.00</b>	<b>750,000.00</b>	<b>588,132.06</b>

*Estimates of appropriations required for the service of the fiscal year ending June 30, 1928—Continued*

General object (title of appropriation), date of acts, references to Statutes at Large, or to Revised Statutes, and estimated amount required for each detailed object				Total amount to be appropriated under each head of appropriation	Amount appropriated for the fiscal year ending June 30, 1927
<b>Electrical Department, District of Columbia—Continued.</b>					
For replacing gas lamps and fixtures and older and less effective electric lamps and fixtures on streets, avenues, roads, and public spaces by improved gas or electric installations, purchase of posts and fixtures of all kinds, and for all necessary expenses in connection therewith, \$40,000: <i>Provided, That no part of this appropriation shall be available for the payment on any contract required by law to be awarded through competitive bidding, which is not awarded to the lowest responsible bidder on specifications, and such specifications shall be so drawn as to admit of fair competition (act May 10, 1926, vol. 44, p. 450)</i>				\$40, 000. 00	\$40, 000. 00
	Estimated expenditures, 1928 appropriation	Estimated expenditures, 1927 appropriation	Expended and obligated, 1926		
	Number	Number	Number		
Wages:					
Draftsman, at \$2,400.....	1	1			
Skilled laborer.....	1	1			
Personal services, wages.....	\$1, 000. 00	\$1, 000. 00			
Designs, drawings, models, etc.....	3, 000. 00	3, 000. 00			
Posts, fixtures, etc.....	35, 500. 00	35, 500. 00	\$33, 245. 80		
Miscellaneous.....	500. 00	500. 00	2. 05		
Total.....	40, 000. 00	40, 000. 00	33, 247. 85		
For [installing] rearranging and improving police patrol signal system in [the proposed] number [thirteen] fourteen police precinct and extending telephone system to [proposed] number [thirteen] fourteen police station house, including the purchase, installation, and relocation of boxes, instruments, wire, cable, conduit connections, extra labor, and other necessary items [to be immediately available] (same act)				4, 500. 00	4, 200. 00
	Estimated expenditures, 1928 appropriation	Estimated expenditures, 1927 appropriation	Expended and obligated, 1926		
	Number	Number	Number		
Wages:					
Electricians (\$7.04 per day).....	3	3			
Skilled laborers (\$4.48 per day).....	3	3			
Personal services, wages.....	\$1, 100	\$1, 000			
Instruments and apparatus.....	300	200			
Wire and cable.....	2, 000	1, 900			
Line supplies.....	600	600			
Boxes and fittings.....	100	100			
Repairs to cuts.....	100	100			
Posts and accessories.....	300	300			
Total.....	4, 500	4, 200			
For alterations to police patrol signal system to provide means of call signaling in precincts numbered one and six, including labor, material, appurtenances, and other necessary equipment and expenses (submitted)				1, 300. 00	
Alterations to police patrol signal system, etc.: Expenditure, 1928, \$1,300.					
For the erection and equipment of an addition to storehouse, on land belonging to the District of Columbia, in square 298, to be used for the examination, repair, and storage of material and supplies of the electrical department, including the inclosing, grading, and improving of the ground				2, 000. 00	
Erection and equipment of an addition to electrical department storehouse: Expenditure, 1928, \$2,000.					
Total, electrical department, District of Columbia.....				978, 780. 00	952, 240. 00

*Estimates of appropriations required for the service of the fiscal year ending June 30, 1928—Continued*

General object (title of appropriation), date of acts, references to Statutes at Large, or to Revised Statutes, and estimated amount required for each detailed object				Total amount to be appropriated under each head of appropriation	Amount appropriated for the fiscal year ending June 30, 1927
<b>Public Schools, District of Columbia—</b> Salaries: For personal services of administrative and supervisory officers in accordance with the act fixing and regulating the salaries of teachers, school officers, and other employees of the Board of Education of the District of Columbia, approved June 4, 1924 ( <i>acts June 20, 1906, vol. 34, pp. 316-321, secs. 1-3; June 4, 1924, vol. 43, pp. 367-375, secs. 1-19; Mar. 3, 1925, vol. 43, p. 1230; May 10, 1926, vol. 44, p. 430</i> )				\$620,000.00	\$630,300.00
	Estimated expenditures, 1928 appropriation	Estimated expenditures, 1927 appropriation	Expended and obligated, 1926		
Salaries of administrative and supervisory officers:	<i>Average—</i>	<i>Average—</i>	<i>Average—</i>		
Superintendent.....	No. Salary	No. Salary	No. Salary		
First assistant superintendents.....	2 5,600	2 5,400	2 5,200		
Assistant superintendents.....	6 4,317	6 4,333	6 4,233		
Chief examiner.....	1 4,300	1 4,200	1 4,100		
Class 12 (superintending principals).....	10 4,270	10 4,190	10 4,090		
Class 11 (heads of departments and assistant principals).....	25 3,496	25 3,396	25 3,296		
Class 10 (directors of special subjects).....	15 3,520	15 3,420	15 3,340		
Class 9 (principals of senior high and normal schools).....	9 4,289	9 4,189	9 4,100		
Class 8 (principals of junior high schools).....	10 3,760	10 3,660	8 3,600		
Class 7 (administrative principals and principals of Americanization and vocational schools).....	51 3,180	51 3,080	46 2,996		
Class 6 (teaching principals, 8 to 15 rooms).....	47 2,791	47 2,691	52 2,587		
Class 5 (teaching principals, 4 to 7 rooms).....	10 2,590	10 2,490	11 2,382		
Total number.....	186	186	185		
Total salaries.....	625,600.00	607,800.00	580,797.98		
Less salary lapses.....	5,600.00				
Unexpended balance.....		22,500.00	30,962.02		
01 Total.....	620,000.00	630,300.00	611,760.00		
For personal services of clerks and other employees in accordance with the classification act of 1923 ( <i>acts June 20, 1906, vol. 34, pp. 316-321, secs. 1-13; Mar. 3, 1923, vol. 42, p. 490; Mar. 3, 1925, vol. 43, p. 1230; May 10, 1926, vol. 44, p. 430</i> )				113,240.00	109,500.00
	Estimated expenditures, 1928 appropriation	Estimated expenditures, 1927 appropriation	Expended and obligated, 1926		
Salaries:	<i>Average—</i>	<i>Average—</i>	<i>Average—</i>		
Clerical, administrative, and fiscal salaries—	No. Salary	No. Salary	No. Salary		
Grade 9, \$3,000 to \$3,600; average, \$3,300—					
Senior administrative (secretary to the Board of Education).....	1 3,100	1 3,100	1 3,000		
Accountant and auditor.....	1 3,100	1 3,100	1 3,000		
Grade 5, \$1,860 to \$2,400; average, \$2,111.42—					
Senior clerk-stenographer.....	1 1,980	1 1,920	1 1,860		
Senior accountant and auditing assistant.....	1 1,920	1 1,860	1 1,860		
Senior clerk.....	1 1,980	1 1,920	1 1,860		
Grade 4, \$1,680 to \$2,040; average, \$1,860—					
Clerks.....	1 1,860	1 1,800	1 1,740		
Clerk-stenographers.....	4 1,770	4 1,710	4 1,680		
Accounting and auditing assistant.....	2 1,770	2 1,710	2 1,680		
Grade 3, \$1,500 to \$1,860; average, \$1,680—					
Assistant clerks.....	3 1,560	3 1,540	3 1,500		
Senior stenographer.....	1 1,560	1 1,500	1 1,500		
Assistant clerk-stenographers.....	3 1,640	3 1,600	3 1,560		
Grade 2, \$1,320 to \$1,680; average, \$1,500—					
Junior clerks.....	5 1,380	5 1,344	5 1,332		
Junior clerk-stenographers.....	43 1,372	43 1,366	40 1,346		
Grade 1, \$1,140 to \$1,500; average, \$1,320—					
Underclerk-typists.....	7 1,140	7 1,140	6 1,140		
Custodial services—					
Grade 3, \$1,020 to \$1,260; average, \$1,140—					
Messenger.....	1 1,020	1 1,020	1 1,020		
Reserve.....		159.85			
Total number of employees.....	75	75	71		
Total salaries.....	110,600.00	109,500.00	96,570.93		
The difference between 1927 and 1928 is due to increase allowed on the basis of efficiency ratings, \$1,100.					
New positions:					
Clerical, administrative, and fiscal services—					
Grade 2, \$1,320 to \$1,680; average, \$1,500—	2 1,320				
Total number of employees.....	2				
Total salaries.....	2,640				
01 Total personal services.....	113,240	109,500	97,900		

## Estimates of appropriations required for the service of the fiscal year ending June 30, 1928—Continued

General object (title of appropriation), date of acts, references to Statutes at Large, or to Revised Statutes, and estimated amount required for each detailed object				Total amount to be appropriated under each head of appropriation	Amount appropriated for the fiscal year ending June 30, 1927
<b>Public Schools, District of Columbia—Continued.</b> For personal services in the department of school attendance and work permits in accordance with the act approved June 4, 1924, and the act approved February 5, 1925 ( <i>acts June 4, 1925, vol. 43, pp. 367-375, secs. 1-19; Feb. 5, 1925, vol. 43, pp. 806-808; Mar. 3, 1925, vol. 43, p. 1230; May 10, 1926, vol. 44, p. 431</i> )				\$31,500.00	\$29,900.00



*Estimates of appropriations required for the service of the fiscal year ending June 30, 1928—Continued*

General object (title of appropriation), date of acts, references to Statutes at Large, or to Revised Statutes, and estimated amount required for each detailed object				Total amount to be appropriated under each head of appropriation	Amount appropriated for the fiscal year ending June 30, 1927
<b>Public Schools, District of Columbia—Continued.</b>					
For the instruction and supervision of children in the vacation schools and playgrounds, and supervisors and teachers of vacation schools and playgrounds may also be supervisors and teachers of day schools ( <i>acts June 20, 1906, vol. 34, pp. 316-321, secs. 1-13; June 4, 1924, vol. 43, pp. 367-375, secs. 1-19; Mar. 3, 1925, vol. 43, p. 1230; May 10, 1926, vol. 44, p. 431</i> )				\$30,000.00	\$30,000.00
	Estimated expenditures, 1928 appropriation	Estimated expenditures, 1927 appropriation	Expended and obligated, 1926		
High-school teachers.....	\$12,000.00	\$12,000.00	\$12,167.10		
Elementary-school teachers.....	15,000.00	15,000.00	14,577.40		
Playground teachers.....	3,000.00	3,000.00	3,069.00		
Total.....	30,000.00	30,000.00	29,813.50		
<b>Annuities:</b>					
[For payment of annuities] To carry out the purposes of the act approved June 11, 1926, entitled "An act to amend the act entitled 'An act for the retirement of public school teachers in the District of Columbia,' approved January 15, 1920, and for other purposes" ( <i>acts June 11, 1926, vol. 44, pp. 727-731; May 10, 1926, vol. 44, p. 431</i> )				359,000.00	70,000.00
Payment of annuities: Expenditures—1928, \$359,000; 1927, \$70,000; 1926, \$59,131.					
<b>Night schools:</b>					
Salaries: For teachers and janitors of night schools, including teachers of industrial, commercial, and trade instruction, and teachers and janitors of night schools may also be teachers and janitors of day schools ( <i>acts June 20, 1906, vol. 34, pp. 316-321, secs. 1-13; June 4, 1924, vol. 43, pp. 347-375, secs. 1-19; Mar. 3, 1925, vol. 43, p. 1231; May 10, 1926, vol. 44, p. 431</i> )				90,000.00	90,000.00
	Estimated expenditures, 1928 appropriation	Estimated expenditures, 1927 appropriation	Expended and obligated, 1926		
High-school principals.....	\$3,000.00	\$3,000.00	\$2,730.00		
Vocational-school principals.....	1,100.00	1,100.00	1,092.00		
Elementary-school principals.....	3,500.00	3,500.00	3,276.00		
High-school teachers.....	38,000.00	39,000.00	39,824.50		
Vocational-school teachers.....	19,400.00	20,000.00	20,989.00		
Elementary-school teachers.....	13,000.00	11,400.00	10,657.50		
Assistant to director.....	600.00	600.00	600.00		
Assistant to principals.....	400.00	400.00	455.00		
Janitors.....	11,000.00	11,000.00	10,318.25		
Total.....	90,000.00	90,000.00	89,942.25		
<b>Contingent expenses:</b> For contingent and other necessary expenses, including equipment and purchase of all necessary articles and supplies for classes in industrial, commercial, and trade instruction ( <i>same acts</i> )				4,500.00	4,500.00
	Estimated expenditures, 1928 appropriation	Estimated expenditures, 1927 appropriation	Expended and obligated, 1926		
Material.....	\$2,300.00	\$2,300.00	\$2,850.48		
Equipment.....	2,200.00	2,200.00	1,515.52		
Total.....	4,500.00	4,500.00	4,366.00		
<b>The deaf, dumb, and blind:</b>					
For expenses attending the instruction of deaf and dumb persons admitted to the Columbia Institution for the Deaf from the District of Columbia, under section 4864 of the Revised Statutes, and as provided for in the act approved March 1, 1901, and under a contract to be entered into with the said institution by the commissioners ( <i>acts Mar. 3, 1925, vol. 43, p. 1231; May 10, 1926, vol. 44, p. 431</i> )				27,000.00	25,000.00
Expense of instruction of deaf and dumb persons: Expenditures—1928, \$27,000; 1927, \$25,000; 1926, \$25,000.					

General object (title of appropriation), date of acts, references to Statutes at Large, or to Revised Statutes, and estimated amount required for each detailed object

Total amount to be appropriated under each head of appropriation

Amount appropriated for  
the fiscal year ending  
June 30, 1927

For maintenance and tuition of colored deaf mutes of teachable age belonging to the District of Columbia in Maryland, or some other State, under a contract to be entered into by the commissioners, **[\$4,500] \$5,000: Provided, That all expenditures under this appropriation shall be made under the supervision of the Board of Education (acts Mar. 3, 1925, vol. 43, p. 1231; May 10, 1926, vol. 44, p. 431)**-----

**\$5, 000. 00**

**\$4, 500. 00**

Expenses of instruction of colored deaf mutes: Expenditures —1928, \$5,000; 1927, \$4,500; 1926, \$4,500.

For instruction of blind children of the District of Columbia, in Maryland or some other State, under a contract to be entered into by the commissioners, ~~[\$11,000]~~ \$10,500: *Provided*, That all expenditures under this appropriation shall be made under the supervision of the Board of Education (*same acts*)

10,500.00

11,000.00

Expenses of instruction of blind children: Expenditures—1928, \$10,500; 1927, \$11,000; 1926, \$9,500.

For Americanization work and instruction of foreigners of all ages in both day and night classes, and teachers and janitors of Americanization schools may also be teachers and janitors of the day schools (*acts June 20, 1906, vol. 34, pp. 316-321, secs. 1-13; June 4, 1924, vol. 43, pp. 367-375, secs. 1-19; Mar. 3, 1925, vol. 43, p. 1231; May 10, 1926, vol. 44, p. 431*).

10,000.00

10,000.00

For contingent and other necessary expenses, including books, equipment,  
and supplies (same acts)-----

1,000.00

2, 000. 00

**Community Center Department:**

For personal services of the director, general secretaries, and community secretaries in accordance with the act approved June 4, 1924; part-time employees, including janitors, and contingent expenses, equipment, supplies, and lighting fixtures (*acts June 4, 1924, vol. 43, pp. 367-375, secs. 1-19; Mar. 3, 1925, vol. 43, p. 1231; May 10, 1926, vol. 44, p. 432*)-----

40, 000. 00

**39, 000. 00**

FRASER  
stlouisfed.org/  
erve Bank of St. Louis

*Estimates of appropriations required for the service of the fiscal year ending June 30, 1928—Continued*

General object (title of appropriation), date of acts, references to Statutes at Large, or to Revised Statutes, and estimated amount required for each detailed object				Total amount to be appropriated under each head of appropriation	Amount appropriated for the fiscal year ending June 30, 1927
<b>Public Schools, District of Columbia—Continued.</b>					
Care of buildings and grounds: Salaries: For personal services in accordance with the classification act of 1923 ( <i>acts June 20, 1906, vol. 34, pp. 316-321, secs. 1-13; Mar. 3, 1923, vol. 42, p. 490; Mar. 3, 1925, vol. 43, p. 1230; May 10, 1926, vol. 44, p. 432</i> )				\$575, 000. 00	\$545, 000. 00
	Estimated expenditures, 1928 appropriation	Estimated expenditures, 1927 appropriation	Expended and obligated, 1926		
<b>Salaries:</b>					
Clerical, administrative, and fiscal services—					
Grade 9, \$2,700 to \$3,300; average, \$3,000—					
Administrative assistant (superintendent of janitors).....	Average— No. 1 Salary \$3, 200	Average— No. 1 Salary \$3, 100	Average— No. 1 Salary \$3, 000		
Subprofessional services—					
Grade 2, \$1,140 to \$1,500; average, \$1,320—					
Assistant gardeners (gardener).....	2 1, 410	2 1, 350	2 1, 320		
Custodial service—					
Grade 8, \$1,880 to \$2,400; average, \$2,111.42—					
Principal mechanics (assistant superintendent of janitors).....	2 1, 960	2 1, 930	1 1, 860		
Principal mechanic (engineer).....	1 1, 860	1 1, 860	1 1, 920		
Grade 7, \$1,680 to \$2,040; average, \$1,860—					
Senior mechanics (engineer).....	5 1, 872	5 1, 812	5 1, 764		
Grade 6, \$1,500 to \$1,860; average, \$1,680—					
Mechanics (engineer).....	2 1, 650	2 1, 590	4 1, 560		
Mechanics (engineer-janitor).....	48 1, 626	48 1, 566	37 1, 542		
Mechanics (electrician).....	4 1, 545	4 1, 545	4 1, 515		
Grade 5, \$1,320 to \$1,680; average, \$1,500—					
Junior mechanics (engineer-janitor).....	32 1, 359	32 1, 359	24 1, 335		
Junior mechanics (assistant engineer).....	10 1, 401	10 1, 341	10 1, 326		
Grade 4, \$1,140 to \$1,500; average, \$1,320—					
Under mechanics (fireman).....	47 1, 176	47 1, 138	25 1, 156		
Assistant foreman of laborers (janitor).....	30 1, 188	30 1, 188	22 1, 165		
Grade 3, \$1,020 to \$1,260; average, \$1,140—					
Senior laborers (janitor).....	58 1, 066	58 1, 066	68 1, 038		
Senior laborers (assistant janitor).....	12 1, 165	12 1, 165	12 1, 145		
Minor mechanics (fireman).....	6 1, 070	6 1, 070	11 1, 066		
Guards (watchmen).....	8 1, 080	8 1, 080	10 1, 020		
Junior domestic attendants (matron).....	19 1, 067	19 1, 067	19 1, 020		
Grade 2, \$900 to \$1,140; average, \$1,020—					
Junior laborers (janitors).....	22 955	22 955	23 908		
Junior laborers (laborers).....	165 982	165 951	145 948		
Subordinate mechanics (coal passers).....	7 934	7 934	7 909		
Grade 1, \$600 to \$780; average, \$690—					
Junior messengers (janitors).....	2 600	2 600	2 600		
Total number of employees.....	483	483	433		
Total salaries.....	559, 095. 00	545, 000. 00	477, 482. 31		
<b>New positions:</b>					
Custodial service—					
Grade 6, \$1,500 to \$1,860; average, \$1,680—					
Mechanics (engineers).....	3 1, 000				
Mechanic (janitor).....	1 750				
Grade 5, \$1,320 to \$1,680; average, \$1,500—					
Junior mechanics (assistant engineers).....	3 697				
Grade 4, \$1,140 to \$1,500; average, \$1,320—					
Undermechanics (firemen).....	5 436				
Assistant foreman of janitors (engineer-janitor).....	1 1, 045				
Grade 3, \$1,020 to \$1,260; average, \$1,140—					
Junior domestic attendants (matrons).....	4 765				
Junior mechanic (fireman).....	1 850				
Grade 2, \$900 to \$1,140; average, \$1,020—					
Junior laborers (laborers).....	10 592				
Total number of employees.....	28				
Total salaries.....	18, 905				
<b>Additional amount for reallocating the following positions:</b>					
Janitor, class 3, to engineer-janitor, class 5.....	187				
Janitor, class 5, to janitor, class 6.....	30				
Engineer-janitor, class 3, to engineer-janitor, class 4.....	37				
Engineer-janitor, class 5, to engineer-janitor, class 6.....	165				
Janitor, class 3, to engineer-janitor, class 6.....	400				
Total reallocations.....	820				
Grand total.....	578, 820				
Less salary lapses.....	3, 820				
01 Net personal services.....	575, 000				

*Estimates of appropriations required for the service of the fiscal year ending June 30, 1928—Continued*

General object (title of appropriation), date of acts, references to Statutes at Large, or to Revised Statutes, and estimated amount required for each detailed object				Total amount to be appropriated under each head of appropriation	Amount appropriated for the fiscal year ending June 30, 1927
<b>Public Schools, District of Columbia—Continued.</b>					
For care of smaller buildings and rented rooms, including cooking and manual training schools, wherever located, at a rate not to exceed \$96 per annum for the care of each schoolroom, other than those occupied by atypical or ungraded classes, for which service an amount not to exceed \$120 per annum may be allowed ( <i>acts June 20, 1906, vol. 34, pp. 316-321, secs. 1-13; June 4, 1924, vol. 43, pp. 367-375, secs. 1-19; Mar. 3, 1925, vol. 43, p. 1231; May 10, 1926, vol. 44, p. 432</i> )				\$7,000.00	\$8,000.00
Payments to caretakers: Expenditures—1928, \$7,000; 1927, \$8,000; 1926, \$7,239.03.					
Miscellaneous: For [equipment of temporary rooms for classes above the second grade, now on half time, and to provide for estimated increased enrollment that may be caused by operation of the compulsory education law, and purchase of all necessary articles and supplies to be used in the course of instruction which may be provided for] <i>the maintenance of atypical, open air, and ungraded classes (same acts)</i>				4,000.00	4,500.00
	Estimated expenditures, 1928 appropriation	Estimated expenditures, 1927 appropriation	Expended and obligated, 1926		
Material.....	\$2,400.00	\$2,400.00	\$2,927.68		
Telephones.....	100.00	100.00	71.92		
Equipment.....	1,500.00	2,000.00	1,358.02		
Total.....	4,000.00	4,500.00	4,357.62		
For the maintenance of schools for tubercular pupils ( <i>same acts</i> )				4,500.00	4,000.00
	Estimated expenditures, 1928 appropriation	Estimated expenditures, 1927 appropriation	Expended and obligated, 1926		
Material.....	\$3,500.00	\$3,000.00	\$3,381.03		
Equipment.....	1,000.00	1,000.00	524.12		
Total.....	4,500.00	4,000.00	3,905.15		
For transportation for pupils attending schools for tubercular pupils, [ <b>\$3,000</b> ] <b>\$3,780: Provided,</b> That expenditures for car fares from this fund shall not be subject to the general limitations on the use of car fares covered by this act ( <i>same acts</i> )				3,780.00	3,000.00
Busses: Expenditures—1928, \$3,780; 1927, \$3,000. Car tokens: Expenditure—1926, \$1,000.					
For purchase and repair of furniture, tools, machinery, material, and books, and apparatus to be used in connection with instruction in manual training, and incidental expenses connected therewith ( <i>same acts</i> )				75,000.00	70,000.00
	Estimated expenditures, 1928 appropriation	Estimated expenditures, 1927 appropriation	Expended and obligated, 1926		
Material.....	\$51,000.00	\$49,900.00	\$50,482.03		
Telephone service.....	50.00	50.00	46.44		
Books.....	50.00	50.00	116.23		
Equipment.....	23,900.00	20,000.00	14,126.83		
Total.....	75,000.00	70,000.00	64,771.53		
For fuel, gas, and electric light and power ( <i>same acts</i> )				250,000.00	250,000.00
	Estimated expenditures, 1928 appropriation	Estimated expenditures, 1927 appropriation	Expended and obligated, 1926		
Fuel.....	\$180,000.00	\$180,000.00	\$165,685.25		
Gas.....	8,000.00	10,000.00	9,903.71		
Electricity.....	62,000.00	60,000.00	61,655.63		
Total.....	250,000.00	250,000.00	237,244.59		

*Estimates of appropriations required for the service of the fiscal year ending June 30, 1928—Continued*

General object (title of appropriation), date of acts, references to Statutes at Large, or to Revised Statutes, and estimated amount required for each detailed object	Total amount to be appropriated under each head of appropriation	Amount appropriated for the fiscal year ending June 30, 1927
<b>Public Schools, District of Columbia—Continued.</b> <b>Furniture:</b> For furniture and equipment, including pianos and window shades, for buildings and additions to buildings and furniture and equipment for additional kindergartens, manual training shops, cooking, housekeeping and cooking, and sewing schools, wherever located, as follows: [Francis Junior High School, \$48,314; eight-room addition to the Brightwood Park School, \$5,806; eight-room addition and assembly hall to Bell School, \$8,531; sixteen-room building and assembly hall at Brightwood, \$15,061; eight-room building and assembly hall on Calvert Street, \$8,531; Cardozo-Randall Junior High School, \$48,314; Stuart Junior High School, \$48,314;] eight-room addition to the Bruce School, \$5,806; addition to the Macfarland Junior High School, \$6,200; eight-room addition to the Burroughs School, \$5,806; four-room addition to the Amidon School, \$2,903; Garnet Junior High School, \$48,314; four-room addition to the Smothers School, \$2,903; Gordon Junior High School, \$48,314; addition to the Langley Junior High School, \$11,314; addition to the Hine Junior High School, \$5,200; eight-room building at Carlton and Central Avenues, northeast, \$5,806; four-room building at Potomac Heights, \$3,153; eight-room addition and assembly hall to Barnard School, \$8,531; six-room addition to the Bryan School, \$4,355; eight-room addition and assembly hall to the Morgan School, \$8,531; eight-room addition to the Margaret Murray Washington Vocational School, \$15,000; Crummel School, \$4,355; three kindergartens, \$3,000; two sewing schools, \$1,200; two housekeeping and cooking schools, \$3,000; two cooking schools, \$2,000; two manual training shops, \$3,000; in all, [\$195,071] \$195,336 [to be available immediately and] to continue available until June 30, [1928] 1929 (acts June 20, 1906, vol. 34, pp. 316-321, secs. 1-13; June 4, 1924, vol. 43, pp. 367-375, secs. 1-19; Mar. 3, 1925, vol. 43, p. 1231; May 10, 1926, vol. 44, p. 432)	\$199,691.00	\$195,071.00

	Estimated expenditures, 1928 appropriation	Estimated expenditures, 1927 appropriation	Expended and obligated, 1926
Armstrong Manual Training.....			\$24,980.90
New J. F. Cook School.....			14,053.22
Macfarland Junior High School.....			5,095.01
Fifth and Sheridan.....			4,865.06
Fifth and Buchanan.....			4,862.09
Health school.....			5,996.35
Francis Junior High School.....		\$48,314.00	
Brightwood Park School (8-room addition).....		5,806.00	
Western High School.....			21,708.12
Bell School (8-room addition and assembly hall).....		8,531.00	
Brightwood School (16 rooms and assembly hall).....		15,061.00	
Calvert Street (8 rooms and assembly hall).....		8,531.00	
Cardozo-Randall Junior High School.....		48,314.00	
Stuart Junior High School.....		48,314.00	
Three kindergartens.....	\$3,000.00	3,000.00	2,988.15
Two sewing schools.....	1,200.00	1,200.00	1,199.98
Two housekeeping and cooking schools.....	3,000.00	3,000.00	2,980.28
Two cooking schools.....	3,000.00	2,000.00	1,980.95
Two manual training shops.....	3,000.00	3,000.00	2,992.15
Bruce School (8-room addition).....	5,806.00		
Macfarland Junior High School.....	6,200.00		
Burroughs School (8-room addition).....	5,806.00		
Amidon School (4-room addition).....	2,903.00		
Garnet Junior High School.....	48,314.00		
Smothers School (4-room addition).....	2,903.00		
Gordon Junior High School.....	48,314.00		
Langley Junior High School (addition).....	11,314.00		
Hines Junior High School (addition).....	5,200.00		
Eight-room building at Carlton and Central Ave. NE.....	5,806.00		
Four-room building at Potomac Heights.....	3,153.00		
Barnard School (8-room addition and assembly hall).....	8,531.00		
Bryan School (6-room addition).....	4,355.00		
Morgan School (8-room addition and assembly hall).....	8,531.00		
Margaret Murray Washington Vocational School (8-room addition).....	15,000.00		
Crummel School.....	4,355.00		
Unobligated balance.....			1,279.74
Total.....	199,691.00	195,071.00	94,987.00

For furniture and equipment, including pianos and window shades and repair, remodeling, and refinishing of existing equipment, for the McKinley Technical High School, \$100,000, and the commissioners are authorized to enter into contract or contracts for the furniture and equipment for this building at a cost not to exceed \$450,000 (submitted)

100,000.00

McKinley High School (furniture and equipment): Expenditure, 1928, \$100,000.

## Estimates of appropriations required for the service of the fiscal year ending June 30, 1928—Continued

General object (title of appropriation), date of acts, references to Statutes at Large, or to Revised Statutes, and estimated amount required for each detailed object				Total amount to be appropriated under each head of appropriation	Amount appropriated for the fiscal year ending June 30, 1927
<b>Public Schools, District of Columbia—Continued.</b>					
For contingent expenses, including furniture and repairs of same, pay of cabinetmaker, stationery, printing, ice, <i>United States flags</i> , and other necessary items not otherwise provided for, and including not exceeding \$3,000 for books of reference and periodicals <b>[\$85,000] \$100,000: Provided, That a bond shall not be required on account of military supplies or equipment issued by the War Department for military instruction and practice by the students of high schools in the District of Columbia (acts Mar. 3, 1925, vol. 43, p. 1232; May 10, 1926, vol. 44, p. 432)</b>				\$100,000.00	\$85,000.00
	Estimated expenditures, 1928 appropriation	Estimated expenditures, 1927 appropriation	Expended and obligated, 1926		
Salaries and wages:					
Custodial service—					
Grade 6, \$1,500 to \$1,880; average, \$1,680—	Average—	Average—	Average—		
Mechanic (cabinetmaker).....	No. 1 Salary \$1,680	No. 1 Salary \$1,620	No. 1 Salary \$1,560		
Materials.....	44,940.00	44,940.00	42,204.07		
Books.....	3,000.00	3,000.00	2,090.12		
Telephone service.....	1,500.00	1,500.00	1,587.75		
Removal of ashes.....	10,000.00	10,000.00	10,000.00		
Equipment.....	36,880.00	23,940.00	22,467.63		
United States flags.....	2,000.00	2,000.00	1,198.80		
	100,000.00	87,000.00	81,098.40		
For the purchase of sanitary paper towels and for fixtures for dispensing the same (acts June 20, 1906, vol. 34, pp. 316-321, secs. 1-13; June 4, 1924, vol. 43, pp. 367-375, secs. 1-19; Mar. 3, 1925, vol. 43, p. 1232; May 10, 1926, vol. 44, p. 433)				5,000.00	5,000.00
Paper towels: Expenditures—1928, \$5,000; 1927, \$5,000; 1926, \$2,496.					
For purchase of pianos for school buildings and kindergarten schools, at an average cost not to exceed \$300 each (same acts)				1,500.00	1,500.00
Pianos: Expenditures—1928, \$1,500; 1927, \$1,500; 1926, \$1,450.					
For textbooks and school supplies for use of pupils of the first eight grades [to be distributed by the superintendent of public schools under regulations to be made by the Board of Education,] and for the necessary expenses of purchase, distribution, and preservation of said textbooks and supplies, including necessary labor not to exceed \$1,000, <b>[\$200,000] \$175,000: Provided, That the Commissioners of the District of Columbia, in their discretion, are authorized to exchange any badly damaged book for a new one, the new one to be similar in text to the old one when it was new (act Mar. 3, 1925, vol. 43, p. 1232; May 10, 1926, vol. 44, p. 433)</b>				175,000.00	200,000.00
	Estimated expenditures, 1928 appropriation	Estimated expenditures, 1927 appropriation	Expended and obligated, 1926		
Textbooks:					
Obsolete replacement.....	\$74,000.00	\$98,459.12	\$21,569.00		
Insanitary replacement.....	29,000.00	28,769.63	92,838.39		
Educational supplies.....	45,000.00	45,069.35	42,022.62		
Paper.....	22,000.00	22,701.90	13,320.81		
Hauling and preservation.....	4,000.00	4,000.00	4,171.88		
Labor.....	1,000.00	1,000.00	990.00		
Total.....	175,000.00	200,000.00	174,912.60		
For maintenance of kindergartens (acts June 20, 1906, vol. 34, pp. 316-321, secs. 1-13; June 4, 1924, vol. 43, pp. 367-375, secs. 1-19; Mar. 3, 1925, vol. 43, p. 1232; May 10, 1926, vol. 44, p. 433)				7,000.00	7,000.00
	Estimated expenditures, 1928 appropriation	Estimated expenditures, 1927 appropriation	Expended and obligated, 1926		
Material.....	\$5,400.00	\$5,400.00	\$5,951.30		
Books.....	100.00	100.00	141.10		
Equipment.....	1,500.00	1,500.00	840.28		
Total.....	7,000.00	7,000.00	6,932.68		

*Estimates of appropriations required for the service of the fiscal year ending June 30, 1928—Continued*

General object (title of appropriation), date of acts, references to Statutes at Large, or to Revised Statutes, and estimated amount required for each detailed object				Total amount to be appropriated under each head of appropriation	Amount appropriated for the fiscal year ending June 30, 1927
<b>Public Schools, District of Columbia—Continued.</b>					
[For purchase of United States flags].					\$2,000.00
For utensils, material, and labor for establishment and maintenance of school gardens ( <i>acts June 20, 1906, vol. 34, pp. 316-321, secs. 1-13; June 4, 1924, vol. 43, pp. 367-375, secs. 1-19; Mar. 3, 1925, vol. 43, p. 1233; May 10, 1926, vol. 44, p. 433</i> )				\$3,000.00	3,000.00
The Board of Education is authorized to designate the months in which the ten salary payments now required by law shall be made to teachers assigned to the work of instruction in nature study and school gardens ( <i>acts June 20, 1906, vol. 34, pp. 316-321, secs. 1-13; June 4, 1924, vol. 43, pp. 367-375, secs. 1-19; Mar. 3, 1925, vol. 43, p. 1233; May 10, 1926, vol. 44, p. 433</i> ).					
	Estimated expenditures, 1928 appropriation	Estimated expenditures, 1927 appropriation	Expended and obligated, 1926		
Labor.....	\$1,000.00	\$1,000.00	\$965.95		
Material.....	2,000.00	2,000.00	1,977.26		
Total.....	3,000.00	3,000.00	2,943.21		
For purchase of apparatus, fixtures, specimens, technical books, and for extending the equipment, and for the maintenance of laboratories of the departments of physics, chemistry, biology, and general science in the several high and junior high schools and normal schools, and for the installation of the same ( <i>same acts</i> )				14,000.00	13,000.00
	Estimated expenditures, 1928 appropriation	Estimated expenditures, 1927 appropriation	Expended and obligated, 1926		
Material.....	\$6,950.00	\$6,450.00	\$4,526.82		
Books.....	50.00	50.00	157.26		
Equipment.....	6,990.00	6,500.00	6,829.15		
Total.....	14,000.00	13,000.00	11,513.23		
For rent of school buildings and grounds, storage and stock rooms ( <i>acts June 20, 1906, vol. 34, pp. 316-321, secs. 1-13; June 4, 1924, vol. 43, pp. 367-375, secs. 1-19; Mar. 3, 1925, vol. 43, p. 1233; May 10, 1926, vol. 44, p. 435</i> )				11,000.00	12,000.00
	Estimated expenditures, 1928 appropriation	Estimated expenditures, 1927 appropriation	Expended and obligated, 1926		
800 East Capitol Street.....	\$2,180	\$2,160	\$2,160		
Lot 817, square 5203.....	80	80	140		
136 K Street NE.....			4,800		
Lots 11 and 12, square 5.....			60		
1340 G Street NE.....	1,080	1,080	1,080		
212 H Street NW.....			960		
2014 Franklin Street NE.....	360	360	360		
737-741 Eleventh Street NE.....	1,440	1,440	1,440		
1201 K Street NE.....	1,680	1,680	1,680		
646 Massachusetts Avenue NE.....			840		
1606 M Street NW.....		455	750		
Lots 14 and 15, square 2572.....	900	900	900		
810 Sixth Street SW.....	1,200	1,200	1,200		
Brookland Church.....	840	840	360		
2606 Nicholas Avenue SE.....	80	80	240		
337 F Street SW.....			660		
Cleveland Park Church.....			375		
Friendship Baptist Church.....		350	250		
Lots 850, 865, 866, 867 and parts of lots 863 and 864, square 2882.....	80	80			
Unobligated balance.....	1,100	735	1,715		
Total.....	11,000	12,000	20,000		

## Estimates of appropriations required for the service of the fiscal year ending June 30, 1928—Continued

General object (title of appropriation), date of acts, references to Statutes at Large, or to Revised Statutes, and estimated amount required for each detailed object				Total amount to be appropriated under each head of appropriation	Amount appropriated for the fiscal year ending June 30, 1927
<b>Public Schools, District of Columbia—Continued.</b>					
For repairs and improvements to school buildings and grounds, [and for] repairing and renewing heating, plumbing, and ventilating apparatus, installation and repair of electric-lighting equipment, and installation of sanitary drinking fountains in buildings not supplied with same, and maintenance of motor trucks, to be available immediately] (acts June 20, 1906, vol. 34, pp. 316-321, secs. 1-13; June 4, 1924, vol. 43, pp. 367-375, secs. 1-19; Mar. 3, 1925, vol. 43, p. 1233; May 10, 1926, vol. 44, p. 435)				\$550,000.00	\$550,000.00
	Estimated expenditures, 1928 appropriation	Estimated expenditures, 1927 appropriation	Expended and obligated, 1926		
Heating plants:					
New.....	\$97,000.00	\$65,000.00	\$42,600.00		
Repair of old furnaces.....	14,000.00	17,308.00	15,581.00		
Repair of old boilers.....	8,000.00	6,000.00	5,000.00		
Moving portables.....	10,000.00	10,000.00	10,000.00		
Repair of gas engines.....	1,000.00	1,000.00	1,000.00		
Electrical installations.....	25,660.00	52,500.00	108,252.84		
Electrical maintenance.....	6,500.00				
Fire-hazard elimination.....		35,000.00	15,000.00		
Toilet facilities for Garfield and Stanton Schools.....	10,000.00				
Replacing drinking fountains.....	10,000.00	5,000.00	500.00		
Resurfacing of playgrounds and improvement of grounds.....	32,500.00	27,000.00	25,640.02		
General repairs and improvements.....	180,970.00	186,822.00	149,570.65		
Painting.....	104,200.00	105,000.00	38,932.37		
Upkeep of repair shop.....	10,000.00	9,200.00	8,684.71		
Authorized leave with pay.....	10,000.00	10,000.00	10,000.00		
Repair and painting of roofs.....	15,000.00	15,000.00	14,068.96		
Maintenance of trucks.....	5,170.00	5,170.00	5,169.45		
Total.....	550,000.00	550,000.00	450,000.00		
For purchase and installation of fireproof curtains for auditoriums at Central and Dunbar High Schools, including necessary structural alterations in buildings (same acts)				100,000.00	
Fireproof curtains: For Central High School, expenditure, 1928, \$60,000; for Dunbar High School, expenditure, 1928, \$40,000.					
For maintenance and repair of school playgrounds (same acts)				5,500.00	5,300.00
Maintenance and repairs school playgrounds: Expenditures—1928, \$5,500; 1927, \$5,300; 1926, \$3,942.41.					
For equipment, grading, and improving [eight] additional school yards for the purposes of play of pupils, \$4,000: <i>Provided</i> , That such playgrounds shall be kept open for play purposes in accordance with the schedule maintained for playgrounds under the jurisdiction of the playground department (act Mar. 3, 1925, vol. 43, p. 1234; May 10, 1926, vol. 44, p. 435)				4,000.00	4,000.00
Equipment, grading, and improving school yards, etc.: Expenditures—1928, \$4,000; 1927, \$4,000; 1926, \$3,776.20.					
For repair, replacement, and extension of equipment, furniture, and furnishings, including pianos, to adapt for use as junior high schools the old Eastern High School, [\$8,000] \$5,500; the Jefferson School, [\$8,000] \$6,000; and the Powell School, \$6,000; in all (same acts)				17,500.00	22,000.00
	Estimated expenditures, 1928 appropriation	Estimated expenditures, 1927 appropriation	Expended and obligated, 1926		
Old Eastern High School.....	\$5,500.00	\$8,000.00	\$5,954.39		
Jefferson Junior High School.....	6,000.00	8,000.00	3,999.01		
Randall Junior High School.....			4,988.25		
Powell Junior High School.....	6,000.00	6,000.00	5,968.19		
Total.....	17,500.00	22,000.00	20,990.84		
The children of officers and men of the United States Army, Navy, and Marine Corps, and children of other employees of the United States stationed outside the District of Columbia shall be admitted to the public schools without payment of tuition (act Mar. 3, 1925, vol. 43, p. 1233; May 10, 1926, vol. 44, p. 433).					
Total, public schools, excluding buildings and grounds				9,337,951.00	8,609,371.00



*Estimates of appropriations required for the service of the fiscal year ending June 30, 1928—Continued*

General object (title of appropriation), date of acts, references to Statutes at Large, or to Revised Statutes, and estimated amount required for each detailed object	Total amount to be appropriated under each head of appropriation	Amount appropriated for the fiscal year ending June 30, 1927
<b><i>Buildings and Grounds, Public Schools, District of Columbia—</i></b>		
<b>For the completion of the construction of the Francis Junior High School]-----</b>		\$267,500. 00
Completion of Francis Junior High School: Expenditure, 1927, \$267,500.		
<b>For preliminary studies on plans and specifications for a new school building for the Business High School]-----</b>		5,000. 00
Plans and specifications for a new Business High School: Expenditure, 1927, \$5,000.		
<b>In all, \$272,500, to be disbursed and accounted for as "Buildings and Grounds, Public Schools," and for that purpose shall constitute one fund and shall be available immediately: <i>Provided</i>, That no part of such fund shall be used for or on account of any school building not herein specified.]</b>		
<b>For the following, to be paid from the special fund created by the act entitled "An act making an adjustment of certain accounts between the United States and the District of Columbia," approved February 2, 1925:]</b>		
<b>For the construction of an eight-room addition, including a combined gymnasium and assembly hall, to the Burroughs School, including the necessary remodeling of the present building]-----</b>		245,000. 00
Eight-room building (addition to) Burroughs School: Expenditure, 1927, \$245,000.		
<b>For the construction of a third-story addition of four rooms to the Amidon School, including the necessary remodeling of the present building]-----</b>		80,000. 00
Three-story addition to Amidon School: Expenditure, 1927, \$80,000.		
<b>For the erection of an extensible junior-high school building to replace the present Garnet-Patterson School Building, in accordance with the plans of the Macfarland Junior High School, modified as the limits of the site may require, and including the removal of one or both of the present buildings as may be necessary, \$200,000; and the commissioners are authorized to enter into contract or contracts, as in this act provided, for such building at a cost not to exceed \$475,000]-----</b>		200,000. 00
Completion Garnet-Patterson Junior High School: Expenditure, 1927, \$200,000.		
<b>For the construction of a four-room addition to the Smothers School, including the necessary remodeling of the present building]-----</b>		85,000. 00
Four-room addition to Smothers School: Expenditure, 1927, \$85,000.		
<b>For the erection of a junior high-school building on the site purchased for that purpose in Georgetown in accordance with the plans of the Macfarland Junior High School modified as the limits of the site may require, \$200,000; and the commissioners are authorized to enter into contract or contracts, as in this act provided, for such building at a cost not to exceed \$475,000]-----</b>		200,000. 00
Completion of Gordon Junior High School: Expenditure, 1927, \$200,000.		
<b>For the construction of an addition to the Langley Junior High School, including an assembly hall and gymnasium, \$100,000; and the commissioners are authorized to enter into contract or contracts, as in this act provided, for said addition at a cost not to exceed \$400,000]-----</b>		100,000. 00
Completion of Langley Junior High School: Expenditure, 1927, \$100,000.		
<b>For the construction of an addition to the Hine Junior High School]-----</b>		100,000. 00
Addition to Hine Junior High School: Expenditure, 1927, \$100,000.		
<b>For the construction of a combined gymnasium and assembly hall at the Petworth School in accordance with the original plans for the construction of said building]-----</b>		75,000. 00
Gymnasium and assembly hall, Petworth School: Expenditure, 1927, \$75,000.		
<b>For the construction of an eight-room extensible building on the site at Carlton and Central Avenues northeast]-----</b>		160,000. 00
Eight-room building, Carlton and Central Avenues, N.E.: Expenditure, 1927, \$160,000.		
<b>For the construction of a combined gymnasium and assembly hall at the West School in accordance with the original plans for the construction of said building]-----</b>		75,000. 00
Gymnasium and assembly hall, West School: Expenditure, 1927, \$75,000.		

*Estimates of appropriations required for the service of the fiscal year ending June 30, 1928—Continued*

General object (title of appropriation), date of acts, references to Statutes at Large, or to Revised Statutes, and estimated amount required for each detailed object	Total amount to be appropriated under each head of appropriation	Amount appropriated for the fiscal year ending June 30, 1927
<b>Buildings and Grounds, Public Schools, District of Columbia—Continued.</b>		
<i>For the completion of the construction of the Gordon Junior High School in Georgetown (acts Feb. 26, 1925, vol. 43, p. 991; May 10, 1926, vol. 44, p. 434) (submitted) -----</i> Completion Gordon Junior High School: Expenditure, 1928, \$275,000.	\$275, 000. 00	
<i>For the erection of a four-room extensible building in Potomac Heights (acts Feb. 26, 1925, vol. 43, p. 986; May 10, 1926, vol. 44, p. 434) (submitted) -----</i> Building in Potomac Heights: Expenditure, 1928, \$85,000.	85, 000. 00	
<i>For the construction of an eight-room addition, including a combination gymnasium and assembly hall, to the Barnard School, located at Fifth and Decatur Streets northwest, including the necessary remodeling of the present building (acts June 7, 1924, vol. 43, p. 558; Feb. 26, 1925, vol. 43, p. 987; Mar. 3, 1925, vol. 43, p. 1233) (submitted) -----</i> Addition to Barnard School: Expenditures—1928, \$175,000.	175, 000. 00	
<i>For the preparation of plans and specifications for the erection of an extensible junior high-school building in Brightwood, in accordance with the plans of the Macfarland Junior High School, modified as the limits of the site may require \$5,000; and the commissioners are authorized to enter into contract or contracts as in this act provided for such building at a cost not to exceed \$475,000 (same acts) (submitted) -----</i> Plans and specifications for Junior High School, Brightwood: Expenditure, 1928, \$5,000.	5, 000. 00	
<i>For the preparation of plans and specifications for the erection of a twenty-four-room building, including a combination gymnasium and assembly hall, on a site already purchased at Nineteenth Street and Columbia Road, \$5,000; and the commissioners are authorized to enter into contracts for the construction as in this act provided for such building at a cost not to exceed \$500,000 (same acts) (submitted) -----</i> Plans and specifications for school at Nineteenth Street and Columbia Road: Expenditures—1928, \$5,000.	5, 000. 00	
<i>For completion of the construction of the addition to the Langley Junior High School, \$375,000; and the authority to enter into contract or contracts for this addition contained in the District of Columbia appropriation act for the fiscal year 1927 is hereby increased by \$75,000 (acts Feb. 26, 1925, vol. 43, p. 992; May 10, 1926, vol. 44, p. 434) -----</i> Completion Langley Junior High School: Expenditure, 1928, \$375,000.	375, 000. 00	
<i>For the erection of a sixteen-room building, including a combination gymnasium and assembly hall, to replace the present Langdon School building (act Feb. 26, 1925, vol. 43, p. 988) (submitted) -----</i> Building to replace Langdon School: Expenditure, 1928, \$275,000.	275, 000. 00	
<i>For the preparation of plans and specifications for a combination gymnasium and assembly hall for the Wheatley School, \$1,500; and the commissioners are authorized to enter into contract or contracts for such addition at a cost not to exceed \$75,000 (same act) -----</i> Plans and specifications, Wheatley School: Expenditure, 1928, \$1,500.	1, 500. 00	
<i>For the construction of a six-room addition to the Bryan School, including the necessary remodeling of the present building (same act) (submitted) -----</i> Addition to Bryan School: Expenditure, 1928, \$125,000.	125, 000. 00	
<i>For the preparation of plans and specifications for the construction of an eight-room addition to the Morgan School, including a combination gymnasium and assembly hall, and the necessary remodeling of the present building, \$3,000; and the commissioners are authorized to enter into contract or contracts for such addition at a cost not to exceed \$160,000 (same act) -----</i> Plans and specifications for addition to Morgan School: Expenditure, 1928, \$3,000.	3, 000. 00	
<i>For the completion of the Garnet-Patterson Junior High School (acts Feb. 26, 1925, vol. 43, p. 993; May 10, 1926, vol. 44, p. 433) (submitted) -----</i> Completion Garnet-Patterson Junior High School: Expenditure, 1928, \$275,000.	275, 000. 00	

*Estimates of appropriations required for the service of the fiscal year ending June 30, 1928—Continued*

General object (title of appropriation), date of acts, references to Statutes at Large, or to Revised Statutes, and estimated amount required for each detailed object	Total amount to be appropriated under each head of appropriation	Amount appropriated for the fiscal year ending June 30, 1927
<b>Buildings and Grounds, Public Schools, District of Columbia—Continued.</b>		
<i>For the construction of an eight-room addition to the Margaret Murray Washington Vocational School, located on O Street, including the necessary remodeling of the present building (act Feb. 26, 1925, vol. 43, p. 991) (submitted)</i> -----	\$150,000.00	
Addition to Margaret Murray Washington Vocational School: Expenditure, 1928, \$150,000.		
<i>For continuing the construction of the McKinley Technical High School (acts Feb. 26, 1925, vol. 43, p. 993; Mar. 4, 1925, vol. 43, p. 1320) (submitted)</i> -----	1,000,000.00	
Continuing construction of McKinley Technical High School: Expenditure, 1928, \$1,000,000.		
<i>For the construction of a six-room addition to the Crummell School, including the necessary remodeling of the present building (submitted)</i> -----	100,000.00	
Six-room addition to the Crummell School: Expenditure, 1928, \$100,000.		
In all [\$1,320,000] \$2,849,500, to be disbursed and accounted for as "Buildings and grounds, public schools, [surplus revenue fund,] and for that purpose shall constitute one fund, and remain available until expended, and of such sum \$300,000 shall be charged to the special fund created by the act entitled "An act making an adjustment of certain accounts between the United States and the District of Columbia," approved February 2, 1925: <i>Provided</i> , That no part of such fund shall be used for or on account of any school building not herein specified.		
None of the money appropriated by this act shall be paid or obligated toward the construction of or addition to any building the whole and entire construction of which, exclusive of heating, lighting, [and] plumbing, painting, and treatment of grounds, shall not have been awarded in one or a single contract, separate and apart from any other contract, project, or undertaking, to the lowest responsible bidder complying with all the legal requirements as to a deposit of money or the execution of a bond, or both, for the faithful performance of the contract: <i>Provided further</i> , That nothing herein shall be construed as repealing existing law giving the commissioners the right to reject all bids ( <i>same acts</i> ).		
[For the purchase of school building and playground sites, as follows:		
In Brightwood or vicinity for a new junior high school building;		
In the vicinity of Fourteenth and Ogden Streets northwest for a new sixteen-room school building;		
In the vicinity of Sixteenth and Webster Streets northwest for a new sixteen-room school building;		
In the vicinity of the Morgan School for playground purposes;		
In the northeast for a new junior high school to serve the Brookland-Woodridge section;		
In Potomac Heights or vicinity for a new eight-room school building to replace the one-room building on Conduit Road;		
In the vicinity of Alaska Avenue and Holly Street northwest for a new sixteen-room school building;		
In the vicinity of the Wheatley School for playground purposes;		
In the vicinity of the Dunbar High School for drill, athletic, and playground purposes;		
\$703,500, to be available immediately and to remain available until July 1, 1928, and of such sum \$405,000 shall be charged to the "Building and grounds, public schools, surplus revenue fund":		
<i>Provided</i> , That no part of the appropriations herein made shall be expended for the purchase of any site the cost of which shall exceed the full value assessment of such property last made before purchase thereof plus 25 per centum of such assessed value: <i>Provided further</i> , That if any of the sites above enumerated can not be purchased under said limitation as to price then any of said moneys remaining unexpended or unobligated by reason of such price limitation may be expended, subject to said limitation as to price, in the purchase of any or all other land authorized to be acquired in the five-year school building program act, approved February 26, 1925 ( <i>Forty-third Statutes, page 986</i> )]-----		\$703,500.00
Purchase of school buildings and playground sites: Expenditures, 1927, \$703,500.		
[The unexpended balance of the appropriation of \$154,000 contained in the second deficiency act, fiscal year 1925, on account of the Park View School, is hereby reappropriated for the purchase of school building and playground sites authorized to be acquired in the five-year school building program act, approved February 26, 1925 ( <i>Forty-third Statutes, page 986</i> ).]		

## Estimates of appropriations required for the service of the fiscal year ending June 30, 1928—Continued

General object (title of appropriation), date of acts, references to Statutes at Large, or to Revised Statutes, and estimated amount required for each detailed object	Total amount to be appropriated under each head of appropriation	Amount appropriated for the fiscal year ending June 30, 1927																																																																
<p><b>Buildings and Grounds, Public Schools, District of Columbia—Continued.</b> For the purchase of school building and playground sites, as follows: For the purchase of land in the vicinity of the Langdon School, to provide for the erection of a new sixteen-room school building to replace the present Langdon School (act Feb. 26, 1925, vol. 43, p. 986). For the purchase of land in the vicinity of Ninth and Euclid Streets northwest, for a new health school for colored pupils (same act). For the purchase of land adjoining the site on Grant Road now owned by the District of Columbia (same act). For the purchase of land in the vicinity of the Peabody School for playground purposes (same act). For the purchase of land in the vicinity of the Wormley School for playground purposes (same act). In all, \$157,250, to be disbursed and accounted for as "Building and playground sites, public schools," and for that purpose shall constitute one fund and shall remain available until June 30, 1929: <i>Provided</i>, That no part of the appropriations herein made shall be expended for the purchase of any site the cost of which shall exceed the full value assessment of such property last made before purchase thereof plus 25 per centum of such assessed value: <i>Provided further</i>, That if any of the sites above enumerated can not be purchased under said limitation as to price then any of said moneys remaining unexpended or unobligated by reason of such price limitation may be expended, subject to said limitation as to price, in the purchase of any or all other land authorized to be acquired in the five-year school building program act, approved February 26, 1925 (Forty-third Statutes, page 986)</p> <p>Purchase of school building and playground sites: Expenditure, 1928, \$157,250.</p> <p>The plans and specifications for all buildings provided for in this act under appropriations administered by the Commissioners of the District of Columbia shall be prepared under the supervision of the municipal architect, and those for school buildings after consultation with the Board of Education, and shall be approved by the commissioners and shall be constructed in conformity thereto (<i>same acts</i>). The school buildings authorized and appropriated for herein shall be constructed with all doors intended to be used as exits or entrances opening outward, and each of said buildings having an excess of eight rooms shall have at least four exits. Appropriations carried in this act shall not be used for the maintenance of school in any building unless all outside doors thereto used as exits or entrances shall open outward and be kept unlocked every school day from one-half hour before until one-half hour after school hours.</p>	\$157,250.00																																																																	
Total, buildings and grounds, public schools	3,006,750.00	\$2,296,000.00																																																																
Total, public schools, District of Columbia	12,344,701.00	10,905,371.00																																																																
<p><b>Metropolitan Police, District of Columbia—</b> Salaries: For the pay and allowances of officers and members of the Metropolitan police force, in accordance with the act entitled "An act to fix the salaries of the Metropolitan police force, the United States park police force, and the fire department of the District of Columbia" [including compensation at the rate of \$1,860 per annum for the present assistant property clerk of the police department] (<i>acts May 27, 1924, vol. 43, p. 174; May 10, 1926, vol. 44, pp. 435 and 436</i>)</p>	2,740,000.00	2,720,570.00																																																																
<table><tr><th></th><th>Estimated expenditures, 1928 appropriation</th><th>Estimated expenditures, 1927 appropriation</th><th>Expended and obligated, 1928</th></tr><tr><td>Salaries:</td><td></td><td></td><td></td></tr><tr><td>Major and superintendent</td><td>Average— No. 1 Salary \$5,200</td><td>Average— No. 1 Salary \$5,200</td><td>Average— No. 1 Salary \$5,200</td></tr><tr><td>Assistant superintendents</td><td>2 3,500</td><td>3 3,500</td><td>3 3,500</td></tr><tr><td>Inspector (assigned to command of detective bureau with rank of assistant superintendent)</td><td></td><td>1 3,500</td><td>1 3,500</td></tr><tr><td>Inspectors</td><td>4 3,250</td><td>3 3,250</td><td>3 3,250</td></tr><tr><td>Captains</td><td>14 3,000</td><td>13 3,000</td><td>12 3,000</td></tr><tr><td>Lieutenants (one of whom shall be harbor master)</td><td>21 2,700</td><td>21 2,700</td><td>20 2,700</td></tr><tr><td>Lieutenant (assigned as assistant to assistant superintendent commanding detective bureau with rank of captain)</td><td>1 3,000</td><td>1 3,000</td><td>1 3,000</td></tr><tr><td>Sergeants</td><td>56 2,400</td><td>56 2,400</td><td>56 2,400</td></tr><tr><td></td><td>1,800</td><td>1,800</td><td>1,800</td></tr><tr><td>Privates of classes 1, 2, and 3</td><td>1,185 1,900</td><td>1,185 1,900</td><td>1,185 1,900</td></tr><tr><td></td><td>2,100</td><td>2,100</td><td>2,100</td></tr><tr><td>Assistant property clerk</td><td></td><td>1 1,860</td><td></td></tr><tr><td>Total, personnel</td><td>1,284</td><td>1,284</td><td>1,282</td></tr><tr><td>Total, salaries</td><td>2,688,950.00</td><td>2,669,760.00</td><td>2,590,022.39</td></tr></table>		Estimated expenditures, 1928 appropriation	Estimated expenditures, 1927 appropriation	Expended and obligated, 1928	Salaries:				Major and superintendent	Average— No. 1 Salary \$5,200	Average— No. 1 Salary \$5,200	Average— No. 1 Salary \$5,200	Assistant superintendents	2 3,500	3 3,500	3 3,500	Inspector (assigned to command of detective bureau with rank of assistant superintendent)		1 3,500	1 3,500	Inspectors	4 3,250	3 3,250	3 3,250	Captains	14 3,000	13 3,000	12 3,000	Lieutenants (one of whom shall be harbor master)	21 2,700	21 2,700	20 2,700	Lieutenant (assigned as assistant to assistant superintendent commanding detective bureau with rank of captain)	1 3,000	1 3,000	1 3,000	Sergeants	56 2,400	56 2,400	56 2,400		1,800	1,800	1,800	Privates of classes 1, 2, and 3	1,185 1,900	1,185 1,900	1,185 1,900		2,100	2,100	2,100	Assistant property clerk		1 1,860		Total, personnel	1,284	1,284	1,282	Total, salaries	2,688,950.00	2,669,760.00	2,590,022.39		
	Estimated expenditures, 1928 appropriation	Estimated expenditures, 1927 appropriation	Expended and obligated, 1928																																																															
Salaries:																																																																		
Major and superintendent	Average— No. 1 Salary \$5,200	Average— No. 1 Salary \$5,200	Average— No. 1 Salary \$5,200																																																															
Assistant superintendents	2 3,500	3 3,500	3 3,500																																																															
Inspector (assigned to command of detective bureau with rank of assistant superintendent)		1 3,500	1 3,500																																																															
Inspectors	4 3,250	3 3,250	3 3,250																																																															
Captains	14 3,000	13 3,000	12 3,000																																																															
Lieutenants (one of whom shall be harbor master)	21 2,700	21 2,700	20 2,700																																																															
Lieutenant (assigned as assistant to assistant superintendent commanding detective bureau with rank of captain)	1 3,000	1 3,000	1 3,000																																																															
Sergeants	56 2,400	56 2,400	56 2,400																																																															
	1,800	1,800	1,800																																																															
Privates of classes 1, 2, and 3	1,185 1,900	1,185 1,900	1,185 1,900																																																															
	2,100	2,100	2,100																																																															
Assistant property clerk		1 1,860																																																																
Total, personnel	1,284	1,284	1,282																																																															
Total, salaries	2,688,950.00	2,669,760.00	2,590,022.39																																																															

*Estimates of appropriations required for the service of the fiscal year ending June 30, 1928—Continued*

General object (title of appropriation), date of acts, references to Statutes at Large, or to Revised Statutes, and estimated amount required for each detailed object

Total amount to be appropriated under each head of appropriation

Amount appropriated for the fiscal year ending June 30, 1927

*Metropolitan Police, District of Columbia—Continued.*

	Estimated expenditures, 1928 appropriation		Estimated expenditures, 1927 appropriation		Expended and obligated, 1926	
	Average—		Average—		Average—	
	No.	Salary	No.	Salary	No.	Salary
	50	\$30,000	40	\$24,000	40	\$24,000
Salaries—Continued.						
Additional compensation for privates detailed for special service in the detection and prevention of crime, at \$600 each.....						
Additional compensation for privates detailed for special service in the various precincts for the detection and prevention of crime, at \$240 each.....	15	3,600	14	3,360	14	3,360
Allowance for inspectors mounted on motor vehicles at \$480 each.....	2	960	2	960	2	960
Allowances for captain, lieutenants, sergeants, and privates mounted on horses, at \$450 each.....	25	11,250	25	11,250	25	11,250
Allowance for lieutenants, sergeants, and privates mounted on bicycles at \$70 each.....	32	2,240	32	2,240	32	2,240
Additional compensation for members of the police force detailed to motor cycle service, at \$120 each.....	90	10,800	75	9,000	75	9,000
Balance unexpended (1926).....						6,068
		2,747,806.00		2,720,570.00		2,646,900.00
Less salary lapses.....		7,806.00				7,588.30
Total.....		2,740,000.00		2,720,570.00		2,639,311.70

For personal services in accordance with the classification act of 1923  
(act May 10, 1926, vol. 44, p. 436).....

\$75,500.00

\$74,740.00

	Estimated expenditures, 1928 appropriation		Estimated expenditures, 1927 appropriation		Expended and obligated, 1926	
	Average—		Average—		Average—	
	No.	Salary	No.	Salary	No.	Salary
	1	\$3,300	1	\$3,300	1	\$3,300
Salaries:						
Clerical, administrative, and fiscal service—						
Grade 10, \$3,300 to \$3,900; average, \$3,600—						
Junior administrative officer.....	1	2,200	1	2,100	1	\$2,100
Grade 5, \$1,900 to \$2,400; average, \$2,100—						
Head stenographer.....	2	1,920	2	1,890	2	1,890
Senior clerk-stenographer.....						
Grade 4, \$1,680 to \$2,040; average, \$1,860—						
Principal stenographer.....	1	1,740	1	1,680	1	1,680
Grade 2, \$1,320 to \$1,680; average, \$1,500—						
Junior clerks.....	3	1,574	3	1,500	3	1,400
Junior clerk-stenographer.....	1	1,500	1	1,440	1	1,380
Junior operators, office devices.....	9	1,440	9	1,397	9	1,367
Grade 1, \$1,140 to \$1,500; average, \$1,320—						
Junior clerk, typist.....	1	1,200	1	1,200	1	1,200
Custodial service—						
Grade 5, \$1,320 to \$1,680; average, \$1,500—						
Junior mechanic.....	1	1,440	1	1,440	1	1,380
Grade 4, \$1,140 to \$1,680; average, \$1,320—						
Senior guards.....	6	1,200	6	1,200	6	1,200
Grade 3, \$1,020 to \$1,260; average, \$1,140—						
Messenger.....	1	1,200	1	1,140	1	1,080
Senior laborers.....	20	1,062	20	1,063	19	1,065
Special grade, \$2,100 to \$2,700; average, \$2,400—						
Police and fire surgeons.....	6	2,150	6	2,150	6	2,167
Total average number of employees.....	53		53		51	
Total salaries.....		75,500.00		74,740.00		68,963.74
The difference between 1928 and 1927 is due to increase in salaries, \$760.						

Miscellaneous: For fuel (same act).....

8,500.00

8,500.00

	Estimated expenditures, 1928 appropriation	Estimated expenditures, 1927 appropriation	Expended and obligated, 1926
315 tons white ash stove coal.....	\$4,000.00	\$4,000.00	\$3,550.40
125 tons white ash furnace coal.....	1,750.00	2,000.00	1,779.70
100 tons white ash egg coal.....	1,400.00	1,000.00	889.01
100 tons bituminous coal.....	1,000.00	1,200.00	900.00
20 cords wood, pine.....	350.00	300.00	305.67
General reserve.....			400.00
Total.....	8,500.00	8,500.00	7,824.78

*Estimates of appropriations required for the service of the fiscal year ending June 30, 1928—Continued*

General object (title of appropriation), date of acts, references to Statutes at Large, or to Revised Statutes, and estimated amount required for each detailed object				Total amount to be appropriated under each head of appropriation	Amount appropriated for the fiscal year ending June 30, 1927
<b>Metropolitan Police, District of Columbia—Continued.</b>					
For repairs and improvements to police stations and station grounds ( <i>act May 10, 1926, vol. 44, p. 436</i> )				\$9,000.00	\$9,000.00
	Estimated expenditures, 1928 appropriation	Estimated expenditures, 1927 appropriation	Expended and obligated, 1926		
Labor.....	\$7,000.00	\$7,000.00	\$4,516.16		
Material.....	2,000.00	2,000.00	2,483.84		
Total.....	9,000.00	9,000.00	7,000.00		
For miscellaneous and contingent expenses, including rewards for fugitives, purchase of modern revolvers and other firearms, maintenance of card system, stationery, city directories, books of reference, periodicals, telegraphing, telephoning, photographs, printing, binding, gas, ice, washing, meals for prisoners, not to exceed \$200 for car tickets, furniture and repairs thereto, beds and bed clothing, insignia of office, motor cycles, police equipments and repairs to same, repairs to vehicles, van, patrol wagons, and saddles, mounted equipments, <i>flags and halyards</i> , and expenses incurred in prevention and detection of crime and other necessary expense, \$60,000; of which amount a sum not exceeding \$500 may be expended by the major and superintendent of police for prevention and detection of crime, under his certificate, approved by the commissioners, and every such certificate shall be deemed a sufficient voucher for the sum therein expressed to have been expended: <i>Provided</i> , That the War Department may, in its discretion, furnish the commissioners, for use of the police, upon requisition, such worn mounted equipment as may be required ( <i>same act</i> )				60,000.00	60,000.00
	Estimated expenditures, 1928 appropriation	Estimated expenditures, 1927 appropriation	Expended and obligated, 1926		
Composing machine (linotype), repairs and spare parts.....	\$200.00	\$200.00	\$256.34		
Furniture, blankets, linens, etc.....	5,000.00	2,000.00	5,747.11		
Gas and electricity.....	9,000.00	9,000.00	8,192.21		
Laundry.....	1,000.00	2,000.00	746.85		
Meals for prisoners.....	8,000.00	7,000.00	9,470.05		
Miscellaneous (adding machines, awnings, badges, brooms, buckets, batons, brushes, directories, hose, newspapers, ice, kerosene, lamps, photo supplies, rewards, rent of telephones, removal of ashes, safes, screens, soaps, storage, typewriters, telephoning, hand grenades, window shades, lanterns, linoleums, <i>flags and halyards</i> , etc.....	15,200.00	14,200.00	14,931.14		
Prevention and detection of crime.....	5,000.00	9,000.00	4,318.91		
Printers' supplies.....	600.00	500.00	129.35		
Printing blank forms, etc.....	5,000.00	4,000.00	3,035.73		
Repairs to furniture and equipment.....	2,000.00	1,000.00	3,035.38		
Revolvers, cartridges, bolsters, machine-gun equipment.....	3,000.00	6,000.00	2,762.13		
Stationery.....	3,000.00	3,000.00	4,485.14		
Traffic equipment, semaphores, tools, drinking fountains, window shades, etc.....		2,300.00	953.76		
Total.....	60,000.00	60,900.00	59,875.60		
[For <i>flags and halyards</i> ] ( <i>same act</i> )					200.00
For purchase and maintenance of motor vehicles and the replacement of those worn out in the service and condemned ( <i>same act</i> )				55,000.00	50,000.00
	Estimated expenditures, 1928 appropriation	Estimated expenditures, 1927 appropriation	Expended and obligated, 1926		
Casing and tubes.....	\$9,000.00	\$5,000.00	\$7,109.45		
Gasoline, oils, lubricants.....	16,000.00	15,000.00	13,779.17		
Miscellaneous (bulbs, chains, jacks, paints, polish, soaps, sponges, tools, waste, etc.).....	2,000.00	3,000.00	960.02		
Automobiles, patrol wagons, motor cycles, repairs, spare parts, and replacements.....	28,000.00	27,000.00	27,796.51		
Total.....	55,000.00	50,000.00	49,615.15		

*Estimates of appropriations required for the service of the fiscal year ending June 30, 1928—Continued*

General object (title of appropriation), date of acts, references to Statutes at Large, or to Revised Statutes, and estimated amount required for each detailed object				Total amount to be appropriated under each head of appropriation	Amount appropriated for the fiscal year ending June 30, 1927
<b>Metropolitan Police, District of Columbia—Continued.</b>					
[For the purchase of a site and the erection of a building to be known as the fourteenth police precinct station house to replace the subpolice station at Tenleytown, District of Columbia, \$60,000, to be available immediately and to remain available until July 1, 1928: <i>Provided</i> , That the purchase price of the site shall not exceed the full value assessment last made before purchase thereof plus 25 per centum thereof.]					\$60,000. 00
Site and building: Expenditure, 1927, \$60,000.					
Uniforms: For furnishing uniforms and other official equipment prescribed by department regulations as necessary and requisite in the performance of duty to officers and members of the Metropolitan police, fiscal year [1927] 1928 (acts May 25, 1926, vol. 44, p. 635; July 3, 1926, vol. 44, p. 847)				\$75,000. 00	50,000. 00
	Estimated expenditures, 1928 appropriation	Estimated expenditures, 1927 appropriation	Expended and obligated, 1926		
Present force based on survey	\$54,750	\$60,000			
Present turnover, 21 per cent (269 men, at \$75 each)	20,175				
Increase in personnel recommended in these estimates, outfit for 1 man, at \$75	75				
Total	75,000	50,000			
For additional cells in the seventh police precinct station house (submitted)				5,000. 00	
Additional cells, seventh police precinct station house: Expenditure, 1928, \$5,000.					
For one police patrol speed boat, \$6,000, and one heavy-duty Diesel-engine police boat, \$20,000; in all (submitted)				26,000. 00	
Police-patrol speed boat: Expenditure, 1928, \$6,000. Heavy-duty Diesel-engined boat: Expenditure, 1928, \$20,000.					
House of detention: For maintenance of a suitable place for the reception and detention of children under seventeen years of age and, in the discretion of the commissioners, of girls and women over seventeen years of age, arrested by the police on charge of offense against any laws in force in the District of Columbia, or held as witnesses or held pending final investigation or examination, or otherwise, including transportation, the purchase and maintenance of necessary motor vehicles, clinic supplies, food, upkeep and repair of building, fuel, gas, ice, laundry, supplies, and equipment, electricity and other necessary expenses (act May 10, 1926, vol. 44, p. 436)				16,800. 00	16,800. 00
	Estimated expenditures, 1928 appropriation	Estimated expenditures, 1927 appropriation	Expended and obligated, 1926		
Automobile, purchase, repairs, and maintenance	\$1,000. 00	\$1,000. 00	\$953. 60		
Food and groceries	5,500. 00	5,000. 00	5,270. 51		
Fuel	2,000. 00	2,000. 00	2,410. 20		
Furniture, furnishings, linens	1,000. 00	1,500. 00	650. 42		
Gas and electricity	1,400. 00	1,600. 00	1,188. 78		
Miscellaneous (awnings, blankets, brooms, brushes, clothing, disinfectants, dry goods, ice, rent, removal of ashes, soaps, tools, telephones, etc.)	1,900. 00	1,500. 00	1,708. 42		
Playground equipment	100. 00	100. 00			
Repairs to buildings, grounds, fixtures installed, including painting of exterior of building, etc.	3,000. 00	2,800. 00	3,358. 22		
Clinic supplies and upkeep	200. 00	200. 00			
Repairs to elevator and dumb-waiter	150. 00	200. 00			
Laundry machinery and repairs	50. 00	500. 00			
Replacing linen, clothing, shoes, etc.	500. 00	400. 00			
Total	16,800. 00	16,800. 00	15,540. 15		

## Estimates of appropriations required for the service of the fiscal year ending June 30, 1928—Continued

General object (title of appropriation), date of acts, references to Statutes at Large, or to Revised Statutes, and estimated amount required for each detailed object				Total amount to be appropriated under each head of appropriation	Amount appropriated for the fiscal year ending June 30, 1927
<b>Metropolitan Police, District of Columbia—Continued.</b> For personal services in accordance with the classification act of 1923 ( <i>act May 10, 1926, vol. 44, p. 436</i> )				\$14, 940. 00	\$14, 820. 00
	Estimated expenditures, 1928 appropriation	Estimated expenditures, 1927 appropriation	Expended and obligated, 1926		
Salaries:					
Clerical, administrative, and fiscal service—	<i>Average—</i>	<i>Average—</i>	<i>Average—</i>		
Grade 3, \$1,500 to \$1,860; average, \$1,680—	No. Salary	No. Salary	No. Salary		
Assistant clerk.....	1 \$1, 680	1 \$1, 680	1 \$1, 660		
Grade 1, \$1,140 to \$1,500; average, \$1,320—					
Underclerk.....	1 1, 320	1 1, 260	1 1, 260		
Custodial service—					
Grade 7, \$1,680 to \$2,040; average, \$1,860 (less \$300 quarters and subsistence)—					
Assistant chief guard.....	1 1, 740	1 1, 860	1 1, 800		
Grade 6, \$1,320 to \$1,680; average, \$1,500 (less \$300 quarters and subsistence)—					
Principal guards.....	4 1, 620	4 1, 620	4 1, 620		
Grade 4, \$1,140 to \$1,500; average, \$1,320 (less \$300 quarters and subsistence)—					
Junior domestic attendants.....	2 1, 320	2 1, 320	2 1, 230		
Grade 3, \$1,020 to \$1,260; average, \$1,140—					
Minor mechanics.....	2 1, 140	2 1, 140	2 1, 050		
Under domestic attendant (less \$300 quarters and subsistence).....	1 1, 140	1 1, 140	1 1, 080		
Total average number of employees.....	12	12	12		
Total salaries.....	17, 340. 00	17, 200. 00	14, 661. 80		
Less quarters and subsistence.....	2, 400. 00	2, 400. 00	2, 400. 00		
01 Net personal services.....	14, 940. 00	14, 800. 00	12, 261. 80		
The difference between 1928 and 1927 is due to increase in salaries, \$140.					
<b>Harbor patrol:</b> [For personal services in accordance with classification act of 1923] ( <i>same act</i> )					8, 940. 00
	Estimated expenditures, 1928 appropriation	Estimated expenditures, 1927 appropriation	Expended and obligated, 1926		
Salaries:					
Custodial service—	<i>Average—</i>	<i>Average—</i>	<i>Average—</i>		
Grade 7, \$1,680 to \$2,040; average, \$1,860—	No. Salary	No. Salary	No. Salary		
Senior mechanics.....	2 \$1, 680	2 \$1, 680	2 \$1, 680		
Grade 4, \$1,140 to \$1,500; average, \$1,320—					
Undermechanics.....	2 1, 200	2 1, 140	2 1, 140		
Grade 3, \$1,020 to \$1,260; average, \$1,140—					
Senior laborers.....	2 1, 080	2 1, 020	2 1, 020		
Guard (watchman).....	1 1, 020	1 1, 020	1 1, 020		
Total average number of employees.....	7	7	7		
01 Total salaries.....	6, 410. 00	6, 410. 00	7, 982. 52		
For fuel, construction, maintenance, repairs, and incidentals ( <i>same act</i> )				2, 000. 00	3, 500. 00
	Estimated expenditures, 1928 appropriation	Estimated expenditures, 1927 appropriation	Expended and obligated, 1926		
Fuel.....		\$1, 000. 00	\$433. 75		
Gasoline, oils, and lubricants.....	\$1, 500. 00	500. 00	340. 17		
Machinery, furniture and repairs.....	200. 00	1, 500. 00	2, 145. 66		
Miscellaneous (brooms, electricity, laundry, polish, soaps, tools, awnings, buckets, etc.).....	300. 00	500. 00	281. 78		
General reserve.....			175. 00		
Total.....	2, 000. 00	3, 500. 00	3, 356. 34		
Total, Metropolitan police, District of Columbia.....				3, 087, 740. 00	3, 077, 070. 00



*Estimates of appropriations required for the service of the fiscal year ending June 30, 1928—Continued*

General object (title of appropriation), date of acts, references to Statutes at Large, or to Revised Statutes, and estimated amount required for each detailed object				Total amount to be appropriated under each head of appropriation	Amount appropriated for the fiscal year ending June 30, 1927
<b>Policemen and Firemen's Relief Fund—</b> To pay the relief and other allowances as authorized by law, a sum not to exceed <b>[\$450,000]</b> \$590,000 is appropriated from the policemen and firemen's relief fund. <b>Fire Department, District of Columbia—</b> Salaries: For the pay of officers and members of the fire department, in accordance with the act entitled "An act to fix the salaries of officers and members of the Metropolitan police force, the United States park police force, and the fire department of the District of Columbia" ( <i>acts May 27, 1924, vol. 43, p. 175; May 10, 1926, vol. 44, p. 437</i> )				\$1, 825, 000. 00	\$1, 825, 430. 00
	Estimated expenditures, 1928 appropriation	Estimated expenditures, 1927 appropriation	Expended and obligated, 1926		
	<i>Average—</i> No. Salary	<i>Average—</i> No. Salary	<i>Average—</i> No. Salary		
Chief engineer.....	1 \$5, 200	1 \$5, 200	1 \$5, 200		
Deputy chief engineers.....	2 3, 500	2 3, 500	2 3, 500		
Battalion chief engineers.....	14 3, 250	11 3, 250	8 3, 250		
Fire marshal.....	1 3, 250	1 3, 250	1 3, 250		
Deputy fire marshal.....	1 2, 500	1 2, 500	1 2, 500		
Inspectors.....	4 2, 160	4 2, 160	4 2, 160		
Captains.....	45 2, 500	48 2, 500	46 2, 500		
Lieutenants.....	51 2, 350	51 2, 350	50 2, 350		
Sergeants.....	55 2, 200	55 2, 200	54 2, 200		
Superintendent of machinery.....	1 3, 250	1 3, 250	1 3, 250		
Assistant superintendent of machinery.....	1 2, 500	1 2, 500	1 2, 500		
Pilots.....	2 2, 250	2 2, 250	2 2, 250		
Marine engineers.....	2 2, 250	2 2, 250	2 2, 250		
Assistant marine engineers.....	2 2, 150	2 2, 150	2 2, 150		
Marine firemen.....	2 1, 800	2 1, 800	2 1, 800		
Privates of classes 1, 2, and 3.....	679 {1, 800 1, 900 (2, 100)	679 {1, 800 1, 900 (2, 100)	664 {1, 800 1, 900 (2, 100)		
	863	863	841		
Total salaries.....	1, 835, 950. 00	1, 825, 430. 00	1, 754, 896. 53		
Less salary lapses.....	10, 950. 00		15, 103. 47		
01 Total personal services.....	1, 825, 000. 00	1, 825, 430. 00	1, 770, 000. 00		
For personal services in accordance with the classification act of 1923 ( <i>acts June 20, 1906, vol. 34, p. 314; Jan. 24, 1920, vol. 41, p. 397; May 10, 1926, vol. 44, p. 437</i> )				7, 080. 00	7, 080. 00
	Estimated expenditures, 1928 appropriation	Estimated expenditures, 1927 appropriation	Expended and obligated, 1926		
	<i>Average—</i> No. Salary	<i>Average—</i> No. Salary	<i>Average—</i> No. Salary		
Salaries:					
Clerical, administrative, and fiscal service—					
Grade 9, \$3,000 to \$3,600; average, \$3,300—	1 \$3, 300	1 \$3, 300	1 \$3, 300		
Senior administrative assistant (chief clerk).....	1 2, 100	1 2, 100	1 2, 100		
Grade 5, \$1,860 to \$2,400; average, \$2,100—	1 1, 680	1 1, 680	1 1, 680		
Head stenographer.....	1 1, 680	1 1, 680	1 1, 680		
Grade 3, \$1,500 to \$1,800; average, \$1,680—	3 7, 080	3 7, 080	3 7, 080		
Assistant clerk-stenographer.....					
01 Total average number of employees.....	3	3	3		
Total salaries.....	7, 080	7, 080	7, 080		
Miscellaneous: For repairs and improvements to engine houses and grounds ( <i>same acts</i> )				25, 000. 00	28, 000. 00

## Estimates of appropriations required for the service of the fiscal year ending June 30, 1928—Continued

General object (title of appropriation), date of acts, references to Statutes at Large, or to Revised Statutes, and estimated amount required for each detailed object						Total amount to be appropriated under each head of appropriation	Amount appropriated for the fiscal year ending June 30, 1927
<b>Fire Department, District of Columbia—Continued.</b>							
	Per diem—			Estimated expenditures, 1928 appropriation	Estimated expenditures, 1927 appropriation	Expended and obligated, 1926	
	1928	1927	1926	Number	Number	Number	
<b>Wages:</b>							
Foremen mechanics.....	\$8.00	\$8.00	\$8.00	9	9	9	
Plumbers.....	7.04	7.04	7.04	4	5	4	
Sheet-metal workers.....	7.04	7.04	7.04	8	9	8	
Painters.....	7.04	7.04	7.04	16	17	16	
Painters.....	6.88	6.88	6.88	8	9	8	
Painters.....	6.64	6.64	6.64	1	6	1	
Painters.....	6.40	6.40	6.40	6	4	6	
Painters.....	6.24	6.24	6.24	4	1	4	
Painters.....	5.60	5.60	5.60	0	1	0	
Carpenters.....	7.04	7.04	7.04	20	22	20	
Carpenters.....	6.88	6.88	6.88	2	3	2	
Carpenters.....	6.40	6.40	6.40	7	8	7	
Carpenters.....	6.32	6.32	6.32	1	2	1	
Carpenters.....	5.60	5.60	5.60	2	0	2	
Bricklayers.....	7.04	7.04	7.04	3	4	3	
Plasterers.....	8.00	8.00	8.00	1	2	1	
Engineer.....	7.04	7.04	7.04	1	1	1	
Steamfitters.....	7.04	7.04	7.04	4	5	4	
Steamfitters.....	6.08	6.08	6.08	1	2	1	
Steamfitter.....	5.60	5.60	5.60	1	1	1	
Steamfitter.....	5.36	5.36	5.36	1	1	1	
Electricians.....	7.04	7.04	7.04	4	5	4	
Electricians.....	6.40	6.40	6.40	2	3	2	
Electricians.....	6.24	6.24	6.24	3	3	3	
Electricians.....	5.68	5.68	5.68	5	5	5	
Electricians.....	5.44	5.44	5.44	1	1	1	
Electricians' assistants.....	4.96	4.96	4.96	3	4	3	
Electricians' assistants.....	4.56	4.56	4.56	2	3	2	
Pavers.....	5.60	5.60	5.60	2	3	2	
Paver.....	5.44	5.44	5.44	1	1	1	
Cement workers.....	5.20	5.20	5.20	1	2	1	
Cement worker.....	4.80	4.80	4.80	1	1	1	
Machinist.....	5.60	5.60	5.60	1	1	1	
Horseshoer and blacksmith.....	6.32	6.32	6.32	1	1	1	
Yard foreman.....	5.04	5.04	5.04	1	1	1	
Stable boss.....	4.88	4.88	4.88	1	1	1	
Trade helpers.....	4.88	4.88	4.88	6	6	5	
Autotruck drivers.....	4.40	4.40	4.40	2	3	2	
Autotruck drivers.....	3.60	3.60	3.60	2	3	2	
Drivers.....	3.60	3.60	3.60	8	8	8	
Skilled laborers.....	4.48	4.48	4.48	6	7	6	
Skilled laborers.....	4.40	4.40	4.40	10	11	10	
Skilled laborers.....	4.32	4.32	4.32	8	9	8	
Skilled laborers.....	4.00	4.00	4.00	7	7	7	
Laborers.....	3.76	3.76	3.76	14	15	14	
Laborers.....	3.60	3.60	3.60	69	75	69	
Watchmen.....	3.20	3.20	3.20	2	2	2	
<b>Personal services.....</b>				<b>\$18,305.00</b>	<b>\$18,975.85</b>	<b>\$17,250.81</b>	
<b>General objects of expenditure:</b>							
Carpentering material.....				2,900.00	3,200.00	2,900.11	
Tinning material.....				700.00	600.00	683.07	
Heating material.....				25.00	60.00	20.37	
Plumbing material.....				800.00	900.00	1,877.61	
Painting material.....				800.00	2,334.15	765.43	
Glazing material.....				40.00	50.00	38.04	
Steam-fitting material.....				950.00	900.00	955.65	
Grading material.....				400.00	900.00	407.56	
Electrical material.....				80.00	80.00	88.10	
<b>Total.....</b>				<b>25,000.00</b>	<b>28,068.60</b>	<b>24,986.75</b>	
Uniforms: For furnishing uniforms and other official equipment prescribed by department regulations as necessary and requisite in the performance of duty to officers and members of the fire department ( <i>acts May 25, 1926, vol. 44, p. 635; July 3, 1926, vol. 44, p. 847</i> ).....						<b>\$30,125.00</b>	<b>\$32,000.00</b>
				Estimated expenditures, 1928 appropriation	Estimated expenditures, 1927 appropriation	Expended and obligated, 1926	
Uniforms and official equipment for—							
Present force, based on survey.....				\$26,000	\$32,000	.....	
Personnel turnover, 4.3 per cent (37 men at \$75 each).....				2,775	.....	.....	
Increase in personnel recommended in these estimates (18 men at \$75 each).....				1,350	.....	.....	
<b>Total.....</b>				<b>30,125</b>	<b>32,000</b>	.....	

*Estimates of appropriations required for the service of the fiscal year ending June 30, 1928—Continued*

General object (title of appropriation), date of acts, references to Statutes at Large, or to Revised Statutes, and estimated amount required for each detailed object	Total amount to be appropriated under each head of appropriation	Amount appropriated for the fiscal year ending June 30, 1927																																																																																																																
<b>Fire Department, District of Columbia—Continued.</b>																																																																																																																		
For repairs to apparatus and motor vehicles and other motor-driven apparatus, and for new apparatus, new motor vehicles, new appliances, employment of mechanics, helpers, and laborers in the fire department repair shop, and for the purchase of necessary supplies, materials, equipment, and tools <b>[\$47,800] \$50,000: Provided, That the commissioners are authorized, in their discretion, to build or construct, in whole or in part, fire-fighting apparatus in the fire department repair shop (acts June 20, 1906, vol. 34, p. 314; Jan. 24, 1920, vol. 41, p. 397; May 10, 1926, vol. 44, p. 437)</b>	\$50,000.00	\$47,800.00																																																																																																																
<table><tr><th></th><th colspan="3">Per diem</th><th>Estimated expenditures, 1928 appropriation</th><th>Estimated expenditures, 1927 appropriation</th><th>Expended and obligated, 1926</th></tr><tr><th></th><th>1928</th><th>1927</th><th>1926</th><th></th><th></th><th></th></tr><tr><td><b>Wages:</b></td><td></td><td></td><td></td><td><i>Number</i></td><td><i>Number</i></td><td><i>Number</i></td></tr><tr><td>Machinist foreman.....</td><td>\$7.48</td><td>\$7.48</td><td>\$7.48</td><td>1</td><td>1</td><td>1</td></tr><tr><td>Machinists.....</td><td>7.04</td><td>7.04</td><td>7.04</td><td>3</td><td>3</td><td>3</td></tr><tr><td>Auto mechanics.....</td><td>7.04</td><td>7.04</td><td>7.04</td><td>2</td><td>2</td><td>2</td></tr><tr><td>Blacksmith.....</td><td>7.04</td><td>7.04</td><td>7.04</td><td>1</td><td>1</td><td>1</td></tr><tr><td>Coach painter.....</td><td>7.04</td><td>7.04</td><td>7.04</td><td>1</td><td>1</td><td>1</td></tr><tr><td>Woodworker.....</td><td>7.04</td><td></td><td></td><td>1</td><td>0</td><td>0</td></tr><tr><td>Laborer.....</td><td>4.00</td><td>4.00</td><td>4.00</td><td>1</td><td>1</td><td>1</td></tr><tr><td><b>Personal services.....</b></td><td></td><td></td><td></td><td>\$21,221.40</td><td>\$18,644.76</td><td>\$17,836.14</td></tr><tr><td><b>General objects of expenditure:</b></td><td></td><td></td><td></td><td></td><td></td><td></td></tr><tr><td>Repair parts.....</td><td></td><td></td><td></td><td>22,777.35</td><td>23,373.99</td><td>27,901.79</td></tr><tr><td>New apparatus and appliances.....</td><td></td><td></td><td></td><td>3,101.25</td><td>2,981.25</td><td>5,400.72</td></tr><tr><td>Shop supplies, tools, and equipment.....</td><td></td><td></td><td></td><td>2,900.00</td><td>2,900.00</td><td>1,913.21</td></tr><tr><td><b>Total.....</b></td><td></td><td></td><td></td><td>50,000.00</td><td>47,800.00</td><td>53,051.86</td></tr></table>		Per diem			Estimated expenditures, 1928 appropriation	Estimated expenditures, 1927 appropriation	Expended and obligated, 1926		1928	1927	1926				<b>Wages:</b>				<i>Number</i>	<i>Number</i>	<i>Number</i>	Machinist foreman.....	\$7.48	\$7.48	\$7.48	1	1	1	Machinists.....	7.04	7.04	7.04	3	3	3	Auto mechanics.....	7.04	7.04	7.04	2	2	2	Blacksmith.....	7.04	7.04	7.04	1	1	1	Coach painter.....	7.04	7.04	7.04	1	1	1	Woodworker.....	7.04			1	0	0	Laborer.....	4.00	4.00	4.00	1	1	1	<b>Personal services.....</b>				\$21,221.40	\$18,644.76	\$17,836.14	<b>General objects of expenditure:</b>							Repair parts.....				22,777.35	23,373.99	27,901.79	New apparatus and appliances.....				3,101.25	2,981.25	5,400.72	Shop supplies, tools, and equipment.....				2,900.00	2,900.00	1,913.21	<b>Total.....</b>				50,000.00	47,800.00	53,051.86		
	Per diem			Estimated expenditures, 1928 appropriation	Estimated expenditures, 1927 appropriation	Expended and obligated, 1926																																																																																																												
	1928	1927	1926																																																																																																															
<b>Wages:</b>				<i>Number</i>	<i>Number</i>	<i>Number</i>																																																																																																												
Machinist foreman.....	\$7.48	\$7.48	\$7.48	1	1	1																																																																																																												
Machinists.....	7.04	7.04	7.04	3	3	3																																																																																																												
Auto mechanics.....	7.04	7.04	7.04	2	2	2																																																																																																												
Blacksmith.....	7.04	7.04	7.04	1	1	1																																																																																																												
Coach painter.....	7.04	7.04	7.04	1	1	1																																																																																																												
Woodworker.....	7.04			1	0	0																																																																																																												
Laborer.....	4.00	4.00	4.00	1	1	1																																																																																																												
<b>Personal services.....</b>				\$21,221.40	\$18,644.76	\$17,836.14																																																																																																												
<b>General objects of expenditure:</b>																																																																																																																		
Repair parts.....				22,777.35	23,373.99	27,901.79																																																																																																												
New apparatus and appliances.....				3,101.25	2,981.25	5,400.72																																																																																																												
Shop supplies, tools, and equipment.....				2,900.00	2,900.00	1,913.21																																																																																																												
<b>Total.....</b>				50,000.00	47,800.00	53,051.86																																																																																																												
For repair and improvement of fire boat ( <i>same acts</i> )	1,000.00	2,500.00																																																																																																																
Repair and improvement of fire boat: Expenditures—1928, \$1,000; 1927, \$2,500; 1926, \$3,713.52. Balance unexpended, \$1,286.48.																																																																																																																		
For hose ( <i>same acts</i> )	21,000.00	22,000.00																																																																																																																
<table><tr><th></th><th>Estimated expenditures, 1928 appropriation</th><th>Estimated expenditures, 1927 appropriation</th><th>Expended and obligated, 1926</th></tr><tr><td>Hose, 2½-inch.....</td><td>\$20,000.00</td><td>\$21,000.00</td><td>\$20,858.60</td></tr><tr><td>Hose, chemical.....</td><td>500.00</td><td>500.00</td><td>88.53</td></tr><tr><td>Hose, suction.....</td><td>500.00</td><td>500.00</td><td>702.10</td></tr><tr><td>Washers.....</td><td></td><td></td><td>61.47</td></tr><tr><td><b>Total.....</b></td><td>21,000.00</td><td>22,000.00</td><td>21,710.70</td></tr></table>		Estimated expenditures, 1928 appropriation	Estimated expenditures, 1927 appropriation	Expended and obligated, 1926	Hose, 2½-inch.....	\$20,000.00	\$21,000.00	\$20,858.60	Hose, chemical.....	500.00	500.00	88.53	Hose, suction.....	500.00	500.00	702.10	Washers.....			61.47	<b>Total.....</b>	21,000.00	22,000.00	21,710.70																																																																																										
	Estimated expenditures, 1928 appropriation	Estimated expenditures, 1927 appropriation	Expended and obligated, 1926																																																																																																															
Hose, 2½-inch.....	\$20,000.00	\$21,000.00	\$20,858.60																																																																																																															
Hose, chemical.....	500.00	500.00	88.53																																																																																																															
Hose, suction.....	500.00	500.00	702.10																																																																																																															
Washers.....			61.47																																																																																																															
<b>Total.....</b>	21,000.00	22,000.00	21,710.70																																																																																																															
For fuel ( <i>same acts</i> )	30,000.00	35,000.00																																																																																																																
For coal, wood, fuel oil, and gasoline: Expenditures—1928, \$30,000; 1927, \$30,000; unexpended balance, \$5,000; 1926, \$27,589.81.																																																																																																																		
For contingent expenses, horseshoeing, furniture, fixtures, oil, medical and stable supplies, harness, blacksmithing, gas and electric lighting, flags and halyards, and other necessary items ( <i>same acts</i> )	30,000.00	30,000.00																																																																																																																
<table><tr><th></th><th>Estimated expenditures, 1928 appropriation</th><th>Estimated expenditures, 1927 appropriation</th><th>Expended and obligated, 1926</th></tr><tr><td>Furniture, fixtures, and household goods.....</td><td>\$7,165.00</td><td>\$7,150.00</td><td>\$7,172.52</td></tr><tr><td>Oils and lubricants.....</td><td>2,400.00</td><td>2,350.00</td><td>2,300.00</td></tr><tr><td>Gas and electric lighting.....</td><td>9,400.00</td><td>9,400.00</td><td>9,218.71</td></tr><tr><td>Laundry.....</td><td>3,160.00</td><td>3,100.00</td><td>2,975.19</td></tr><tr><td>Ice.....</td><td>1,275.00</td><td>1,250.00</td><td>1,206.71</td></tr><tr><td>Medical and other supplies.....</td><td>4,500.00</td><td>4,458.00</td><td>4,302.87</td></tr><tr><td>Repairs to electric lighting and other equipment.....</td><td>800.00</td><td>800.00</td><td>824.00</td></tr><tr><td>Lockers.....</td><td></td><td>1,482.00</td><td></td></tr><tr><td>Gasoline tanks.....</td><td>1,300.00</td><td></td><td></td></tr><tr><td><b>Total.....</b></td><td>30,000.00</td><td>30,000.00</td><td>28,000.00</td></tr></table>		Estimated expenditures, 1928 appropriation	Estimated expenditures, 1927 appropriation	Expended and obligated, 1926	Furniture, fixtures, and household goods.....	\$7,165.00	\$7,150.00	\$7,172.52	Oils and lubricants.....	2,400.00	2,350.00	2,300.00	Gas and electric lighting.....	9,400.00	9,400.00	9,218.71	Laundry.....	3,160.00	3,100.00	2,975.19	Ice.....	1,275.00	1,250.00	1,206.71	Medical and other supplies.....	4,500.00	4,458.00	4,302.87	Repairs to electric lighting and other equipment.....	800.00	800.00	824.00	Lockers.....		1,482.00		Gasoline tanks.....	1,300.00			<b>Total.....</b>	30,000.00	30,000.00	28,000.00																																																																						
	Estimated expenditures, 1928 appropriation	Estimated expenditures, 1927 appropriation	Expended and obligated, 1926																																																																																																															
Furniture, fixtures, and household goods.....	\$7,165.00	\$7,150.00	\$7,172.52																																																																																																															
Oils and lubricants.....	2,400.00	2,350.00	2,300.00																																																																																																															
Gas and electric lighting.....	9,400.00	9,400.00	9,218.71																																																																																																															
Laundry.....	3,160.00	3,100.00	2,975.19																																																																																																															
Ice.....	1,275.00	1,250.00	1,206.71																																																																																																															
Medical and other supplies.....	4,500.00	4,458.00	4,302.87																																																																																																															
Repairs to electric lighting and other equipment.....	800.00	800.00	824.00																																																																																																															
Lockers.....		1,482.00																																																																																																																
Gasoline tanks.....	1,300.00																																																																																																																	
<b>Total.....</b>	30,000.00	30,000.00	28,000.00																																																																																																															

*Estimates of appropriations required for the service of the fiscal year ending June 30, 1928—Continued*

General object (title of appropriation), date of acts, references to Statutes at Large, or to Revised Statutes, and estimated amount required for each detailed object				Total amount to be appropriated under each head of appropriation	Amount appropriated for the fiscal year ending June 30, 1927																								
<b>Fire Department, District of Columbia—Continued.</b>																													
[For installing improved toilet and bathing facilities in houses of the fire department, including necessary alterations]-----					\$20,000.00																								
Toilet and bathing facilities: Expenditure, 1927, \$20,000.																													
[For traveling and other expenses of a committee to be appointed by the Commissioners of the District of Columbia to consider and report upon the installation of a high-pressure water system in the congested high-value section of the District of Columbia]-----					3,000.00																								
Committee expenses: Expenditure, 1927, \$3,000.																													
<b>Permanent improvements:</b>																													
For [one] two aerial hook and ladder [truck] trucks, motor driven, at \$15,500 each (acts June 20, 1906, vol. 34, p. 314; Jan. 24, 1920, vol. 41, p. 397; May 10, 1926, vol. 44, p. 437)-----				\$31,000.00	15,500.00																								
Aerial hook and ladder trucks, motor driven: Expenditures—1928, (2) \$31,000; 1927, (1) \$15,500; 1926, (1) \$14,900.																													
For three pumping engines, triple combination, motor driven, \$11,000 each (same acts)-----				33,000.00	33,000.00																								
Pumping engines, triple combination, motor driven: Expenditures—1928, (3) \$33,000; 1927, (3) \$33,000; 1926, (4) \$44,000.																													
For [three] two combination [chemical and] hose wagons, motor driven, at \$8,000 each (same acts)-----				16,000.00	24,000.00																								
Combination hose wagons, motor driven: Expenditure—1928, (2) \$16,000; 1927, (3) \$24,000; 1926, (2) \$16,000.																													
[For one automobile for the chief engineer]-----					3,500.00																								
Automobile for the chief engineer: Expenditures—1927, \$3,500; 1926, \$3,500.																													
For two automobiles, at \$2,000 each (submitted)-----				4,000.00																									
Automobiles: Expenditures—1928, (2) \$4,000; 1926, (2), \$4,000.																													
[For repairs, alterations, and additions to the fire department repair shop]-----					11,935.00																								
<table><tr><td></td><td>Estimated expenditures, 1928 appropriation</td><td>Estimated expenditures, 1927 appropriation</td><td>Expended and obligated, 1926</td></tr><tr><td>Additional story over blacksmith shop-----</td><td></td><td>\$10,080</td><td>-----</td></tr><tr><td>Relocation of, and addition to heating plant-----</td><td></td><td>1,500</td><td>-----</td></tr><tr><td>Motor-----</td><td></td><td>275</td><td>-----</td></tr><tr><td>Repair elevator floor-----</td><td></td><td>100</td><td>-----</td></tr><tr><td>Total-----</td><td></td><td>11,935</td><td>-----</td></tr></table>					Estimated expenditures, 1928 appropriation	Estimated expenditures, 1927 appropriation	Expended and obligated, 1926	Additional story over blacksmith shop-----		\$10,080	-----	Relocation of, and addition to heating plant-----		1,500	-----	Motor-----		275	-----	Repair elevator floor-----		100	-----	Total-----		11,935	-----		
	Estimated expenditures, 1928 appropriation	Estimated expenditures, 1927 appropriation	Expended and obligated, 1926																										
Additional story over blacksmith shop-----		\$10,080	-----																										
Relocation of, and addition to heating plant-----		1,500	-----																										
Motor-----		275	-----																										
Repair elevator floor-----		100	-----																										
Total-----		11,935	-----																										
[For house, site, furniture, and furnishings for an engine company to be located in the vicinity of Sixteenth Street and Piney Branch Road northwest, including the cost of necessary instruments for receiving alarms and connecting said house with fire-alarm headquarters, \$92,525, to be available immediately and to remain available until July 1, 1928: <i>Provided</i> , That the purchase price of the site shall not exceed the full-value assessment last made before purchase thereof plus 25 per centum thereof]-----					92,525.00																								
<table><tr><td></td><td>Estimated expenditures, 1928 appropriation</td><td>Estimated expenditures, 1927 appropriation</td><td>Expended and obligated, 1926</td></tr><tr><td>Site-----</td><td></td><td>\$12,000</td><td>-----</td></tr><tr><td>House-----</td><td></td><td>75,000</td><td>-----</td></tr><tr><td>Fire-alarm system-----</td><td></td><td>2,800</td><td>-----</td></tr><tr><td>Furniture and furnishings-----</td><td></td><td>2,725</td><td>-----</td></tr><tr><td>Total-----</td><td></td><td>92,525</td><td>-----</td></tr></table>					Estimated expenditures, 1928 appropriation	Estimated expenditures, 1927 appropriation	Expended and obligated, 1926	Site-----		\$12,000	-----	House-----		75,000	-----	Fire-alarm system-----		2,800	-----	Furniture and furnishings-----		2,725	-----	Total-----		92,525	-----		
	Estimated expenditures, 1928 appropriation	Estimated expenditures, 1927 appropriation	Expended and obligated, 1926																										
Site-----		\$12,000	-----																										
House-----		75,000	-----																										
Fire-alarm system-----		2,800	-----																										
Furniture and furnishings-----		2,725	-----																										
Total-----		92,525	-----																										
For one drill tower and equipment to be located on land owned by the District of Columbia adjacent to No. 8 Engine House-----				20,000.00																									
Drill tower and equipment: Expenditure, 1928, \$20,000.																													
Total, fire department, District of Columbia-----				2,123,205.00	2,233,270.00																								

*Estimates of appropriations required for the service of the fiscal year ending June 30, 1928—Continued*

General object (title of appropriation), date of acts, references to Statutes at Large, or to Revised Statutes, and estimated amount required for each detailed object				Total amount to be appropriated under each head of appropriation	Amount appropriated for the fiscal year ending June 30, 1927
<b>Health Department, District of Columbia—</b> Salaries: For personal services in accordance with the classification act of 1923 (act May 10, 1926, vol. 44, p. 438)-----				\$155, 060. 00	\$151, 100. 00
	Estimated expenditures, 1928 appropriation	Estimated expenditures, 1927 appropriation	Expended and obligated, 1926		
<b>Salaries:</b>					
<b>Professional service—</b>					
Grade 5, \$5,200 to \$6,000; average, \$5,600—	<i>Average—</i>	<i>Average—</i>	<i>Average—</i>		
Senior medical officer (health officer)-----	No. Salary	No. Salary	No. Salary		
Grade 4, \$3,800 to \$5,000; average, \$4,400—	1 \$5,200	1 \$5,200	1 \$5,200		
Medical officer (assistant health officer)-----	1 3,800	1 3,800	1 3,800		
Medical officer (chief, bureau of preventable diseases)-----	1 4,000	1 3,800	1 3,800		
Scientist (chemist)-----	1 3,800	1 3,800	1 3,800		
Grade 3, \$3,000 to \$3,800; average, \$3,300—					
Associate scientist (serologist)-----	1 3,000	1 3,000			
Assistant medical officer (chief food inspector)-----	1 3,000	1 3,000			
Grade 2, \$2,400 to \$3,000; average, \$2,700—					
Assistant scientist (serologist)-----			1 2,400		
Assistant medical officer (chief food inspector)-----			1 2,400		
Assistant veterinarians (food inspectors)-----	8 2,400	8 2,400			
Assistant scientist (assistant chemist)-----	1 2,400	1 2,400			
Grade 1, \$1,860 to \$2,400; average, \$2,100—					
Junior scientist (assistant chemist)-----			1 1,860		
Junior veterinarians (food inspectors)-----	2 1,920	2 1,860	10 1,860		
<b>Subprofessional service—</b>					
Grade 7, \$2,100 to \$2,700; average, \$2,400—					
Principal scientific aid (chief sanitary inspector)-----	1 2,200	1 2,100	1 2,100		
Grade 6, \$1,860 to \$2,400; average, \$2,100—					
Senior scientific aid (assistant chief sanitary inspector)-----	1 1,920	1 1,860	1 1,860		
Senior scientific aids (assistant bacteriologists)-----	2 1,860	2 1,860			
Grade 5, \$1,680 to \$2,040; average, \$1,860—					
Scientific aids (assistant bacteriologists)-----			2 1,680		
Scientific aids (sanitary and food inspectors, 8-hour labor law inspectors)-----	34 1,680	34 1,680	32 1,680		
Grade 2, \$1,140 to \$1,500; average, \$1,320—					
Under scientific helper-----	1 1,200	1 1,140	1 1,140		
<b>Clerical, administrative, and fiscal service—</b>					
Grade 7, \$2,400 to \$3,000; average, \$2,700—					
Junior administrative assistant (chief clerk and deputy health officer)-----	1 2,800	1 2,800	1 2,800		
Grade 6, \$2,100 to \$2,700; average, \$2,400—					
Principal clerk (chief, bureau of vital statistics)-----	1 2,200	1 2,100	1 2,100		
Grade 5, \$1,860 to \$2,400; average, \$2,100—					
Senior clerk (assistant chief food inspector)-----	1 1,920	1 1,860	1 1,860		
Grade 4, \$1,680 to \$2,040; average, \$1,860—					
Clerk-----	1 1,920	1 1,860	1 1,860		
Grade 3, \$1,500 to \$1,860; average, \$1,680—					
Senior stenographers-----	2 1,560	2 1,500	2 1,500		
Grade 2, \$1,320 to \$1,680; average, \$1,500—					
Junior clerk-typists-----	3 1,500	3 1,440	3 1,440		
Junior clerk-typists-----	2 1,380	5 1,320	5 1,320		
Junior clerk-typists-----	3 1,320				
Junior clerk-----	1 1,320	1 1,320	1 1,320		
Grade 1, \$1,140 to \$1,500; average, \$1,320—					
Underclerk-typists-----	1 1,320	1 1,260	2 1,260		
Underclerk-typists-----	2 1,280	2 1,140	1 1,140		
<b>Custodial service—</b>					
Grade 8, \$1,860 to \$2,400; average, \$2,100—					
Chief guard (poundmaster)-----	1 1,860	1 1,860			
Grade 6, \$1,500 to \$1,860; average, \$1,680—					
Head guard (poundmaster)-----			1 1,680		
Grade 3, \$1,020 to \$1,260; average, \$1,140—					
Messengers-----		2 1,020	2 1,020		
Messengers-----	2 1,080				
Minor mechanics (chauffeurs)-----	2 1,080	2 1,020	2 1,020		
Senior laborer (laboratory assistant)-----	1 1,080	1 1,020	1 1,020		
Guard (watchman)-----	1 1,020	1 1,020	1 1,020		
Grade 2, \$900 to \$1,140; average, \$1,020—					
Junior laborers (poundmen)-----	2 1,020	2 1,020	4 1,020		
	2 960	2 900			
Total number of employees-----	85	85	83		
Total salaries-----	155, 060. 00	151, 100. 00	139, 560. 07		
The difference between 1928 and 1927 is due to—					
Reallocation increases-----	\$2, 040				
Increase in salaries-----	1, 920				
Total increase-----	3, 960				

## Estimates of appropriations required for the service of the fiscal year ending June 30, 1928—Continued

General object (title of appropriation), date of acts, references to Statutes at Large, or to Revised Statutes, and estimated amount required for each detailed object	Total amount to be appropriated under each head of appropriation	Amount appropriated for the fiscal year ending June 30, 1927
<b>Health Department, District of Columbia—Continued.</b>		
Prevention of contagious diseases: For contingent expenses incident to the enforcement of the provisions of an act to prevent the spread of contagious diseases in the District of Columbia, approved Mar. 3, 1897, and an act for the prevention of scarlet fever, diphtheria, measles, whooping cough, chicken pox, epidemic cerebrospinal meningitis, and typhoid fever in the District of Columbia, approved Feb. 9, 1907, and an act to provide for registration of all cases of tuberculosis in the District of Columbia, for free examination of sputum in suspected cases, and for preventing the spread of tuberculosis in said District of Columbia, approved May 13, 1908, under the direction of the health officer of said District, manufacture of serums, including their use in indigent cases, and for the prevention of infantile paralysis and other communicable diseases, and of an act for the prevention of venereal diseases in the District of Columbia, and for other purposes, approved Feb. 26, 1925, including salaries or compensation for personal services, when ordered in writing by the Commissioners and necessary for the enforcement and execution of said acts, and for the prevention of such other communicable diseases as hereinbefore provided, purchase and maintenance of necessary horses, wagons, and harness, purchase of reference books and medical journals, and maintenance of quarantine station and smallpox hospital, \$40,000: <i>Provided</i> , That any bacteriologist employed under this appropriation may be assigned by the health officer to the bacteriological examination of milk and other dairy products and of the water supplies of dairy farms, and to such other sanitary work as in the judgment of the health officer will promote the public health, whether such examinations be or be not directly related to contagious diseases ( <i>act May 10, 1926, vol. 44, p. 438</i> )	\$40,000.00	\$40,000.00

*Estimates of appropriations required for the service of the fiscal year ending June 30, 1928—Continued*

General object (title of appropriation), date of acts, references to Statutes at Large, or to Revised Statutes, and estimated amount required for each detailed object				Total amount to be appropriated under each head of appropriation	Amount appropriated for the fiscal year ending June 30, 1927
<b>Health Department, District of Columbia—Continued.</b>					
<i>For construction of brick garage for the smallpox hospital ambulance (submitted)</i> -----				\$900. 00	
Brick garage for smallpox ambulance: Expenditure, 1928, \$900.					
For isolating wards for minor contagious diseases at Garfield Memorial and Providence Hospitals, maintenance, \$15,000 and \$8,000, respectively, or so much thereof as in the opinion of the commissioners may be necessary; in all ( <i>act May 10, 1926, vol. 44, p. 438</i> )-----				23, 000. 00	\$23, 000. 00
	Estimated expenditures, 1928 appropriation	Estimated expenditures, 1927 appropriation	Expended and obligated, 1926		
Garfield Hospital.....	\$15, 000	\$15, 000	\$12, 000		
Providence Hospital.....	8, 000	8, 000	8, 000		
Total.....	23, 000	23, 000	20, 000		
For the maintenance of a dispensary or dispensaries for the treatment of indigent persons suffering from tuberculosis and of indigent persons suffering from venereal diseases, including payment for personal services, supplies, and contingent expenses, \$15,000: <i>Provided</i> , That the commissioners may accept such volunteer services as they deem expedient in connection with the establishment and maintenance of the dispensaries herein authorized: <i>Provided further</i> , That this shall not be construed to authorize the expenditure or the payment of any money on account of any such volunteer service ( <i>same act</i> )-----				15, 000. 00	15, 000. 00
	Estimated expenditures, 1928 appropriation	Estimated expenditures, 1927 appropriation	Expended and obligated, 1926		
Salaries:					
Subprofessional service—	<i>Average—</i>	<i>Average—</i>	<i>Average—</i>		
Grade 5, \$1,680 to \$2,040; average, \$1,860—	<i>No. 4 Salary \$1,740</i>	<i>No. 4 Salary \$1,680</i>	<i>No. 4 Salary \$1,680</i>		
Nurses.....					
Custodial service—					
Grade 3, \$1,020 to \$1,260; average, \$1,140—					
Caretaker.....	1 1, 080	1 1, 020	1 1, 020		
Grade 2, \$800 to \$1,140; average, \$1,040—					
Caretaker.....	1 960	1 900	1 900		
Total number of employees on per annum basis.....	6	6	6		
Total salaries.....	9, 000	8, 640	8, 580		
Deduct for lodging and subsistence.....	120	120	120		
Cash payment.....	8, 880	8, 520	8, 460		
Salaries on per diem basis:					
Tuberculosis clinic—	<i>Number</i>	<i>Number</i>	<i>Number</i>		
Director, volunteer.....	1	1	1		
Attending physician..... per month.. \$30	1	1	1		
Attending physician..... do..... 25	1	1	1		
Roentgenologist..... do..... 50	1	1	1		
Laryngologist..... do..... 30	1	1	1		
Venereal disease clinic—					
Director..... do..... 50	1	1	1		
Attending physician..... do..... 30	3	3	3		
Total number of employees on per diem basis.....	8	8	8		
Total salaries on per diem basis.....	3, 300	3, 300	3, 180		
01 Total personal services.....	14 12, 180. 00	14 11, 820. 00	14 11. 64		
Dispensaries:					
Equipment, apparatus, X-ray plates, supplies, medicines, drugs, chemicals, glassware, etc.....	1, 490. 00	1, 400. 00	1, 963. 20		
Fuel and removal of ashes.....	550. 00	600. 00	643. 66		
Gas, electricity.....	255. 00	355. 00	263. 65		
Rent, repairs to building, plumbing, furniture.....	125. 00	125. 00	1. 00		
Laundry and ice, and supplies.....	175. 00	175. 00	123. 01		
Miscellaneous.....	225. 00	525. 00	433. 84		
Total.....	15, 000. 00	15, 000. 00	15, 068. 36		

## Estimates of appropriations required for the service of the fiscal year ending June 30, 1928—Continued

General object (title of appropriation), date of acts, references to Statutes at Large, or to Revised Statutes, and estimated amount required for each detailed object				Total amount to be appropriated under each head of appropriation	Amount appropriated for the fiscal year ending June 30, 1927
<b>Health Department, District of Columbia—Continued.</b>					
For maintenance of disinfecting service, including salaries or compensation for personal services when ordered in writing by the commissioners and necessary for maintenance of said service, and the purchase and maintenance of necessary horses, wagons, and harness, and contingent expenses, and including not to exceed \$350 to provide sewer connections for the disinfecting station (act May 10, 1926, vol. 44, p. 438)-----				\$6, 000. 00	\$6, 000. 00
	Estimated expenditures, 1928 appropriation	Estimated expenditures, 1927 appropriation	Expended and obligated, 1926		
<b>Salaries:</b>					
Custodial service—					
Grade 4, \$1,140 to \$1,500—	Average—	Average—	Average—		
Disinfecter.....	No.   Salary	No.   Salary	No.   Salary		
Disinfecter.....	1     \$1,380	1     \$1,380	1     \$1,380		
Disinfecter.....	1     1,200	1     1,140	1 1,140-1,260		
Total number of employees.....	2	2	2		
Total salaries.....	2,580	2,520	2,584		
<b>Other expenditures:</b>					
Forage, horseshoeing, repairs to wagons, harness, etc.....	1,100. 00	1,200. 00	1,184. 23		
Disinfectants, gummed paper, etc.....	1,560. 00	1,700. 00	1,589. 06		
Fuel.....	150. 00	150. 00	205. 26		
Miscellaneous, including repairs to building.....	270. 00	430. 00	261. 24		
Sewer connection.....	350. 00				
Total.....	6,000. 00	6,000. 00	5,823. 79		
For enforcement of the provisions of an act to provide for the drainage of lots in the District of Columbia, approved May 19, 1896, and an act to provide for the abatement of nuisances in the District of Columbia by the commissioners, and for other purposes, approved April 14, 1906 (same act)-----				2, 000. 00	2, 000. 00
	Estimated expenditures, 1928 appropriation	Estimated expenditures, 1927 appropriation	Expended and obligated, 1926		
Removing refuse from vacant lots, etc.....	\$300. 00	\$300. 00	\$165. 50		
Advertising.....	75. 00	75. 00	115. 20		
Connecting premises with public sewer, water main, and other plumbing work done under the assessment system by the inspector of plumbing.....	1,625. 00	1,625. 00	1,706. 53		
Total.....	2,000. 00	2,000. 00	1,987. 53		
For special services in connection with the detection of the adulteration of drugs and of foods, including candy and milk (act May 10, 1926, vol. 44, p. 439)-----				100. 00	200. 00
Inspector, at \$2.50 per day: Expenditures—1928, \$100; 1927, \$200; 1926, \$25.					
Hygiene and sanitation: Salaries: For personal services in accordance with the classification act of 1923: <i>Provided</i> , That the person employed in the capacity of chief medical and sanitary inspector shall, under the direction of the health officer of the District of Columbia, give his whole time from nine o'clock antemeridian to [four] four-thirty o'clock postmeridian to, and exercise the direction and control of, the medical inspection and sanitary conditions of the public schools of the District of Columbia: <i>Provided further</i> , That of the persons employed as medical inspectors one shall be a woman, four shall be dentists, and four shall be of the colored race, and that of the graduate nurses employed as public-school nurses three shall be of the colored race (same act)-----				65, 800. 00	65, 800. 00



*Estimates of appropriations required for the service of the fiscal year ending June 30, 1928—Continued*

General object (title of appropriation), date of acts, references to Statutes at Large, or to Revised Statutes, and estimated amount required for each detailed object				Total amount to be appropriated under each head of appropriation	Amount appropriated for the fiscal year ending June 30, 1927
<b>Health Department, District of Columbia—Continued.</b>					
	Estimated expenditures, 1928 appropriation	Estimated expenditures, 1927 appropriation	Expended and obligated, 1926		
<b>Salaries:</b>					
Professional service—					
Grade 4, \$3,800 to \$5,000; average, \$4,400—	<i>Average—</i>	<i>Average—</i>	<i>Average—</i>		
Senior medical officer (chief medical and sanitary inspector of schools).....	No. 1 Salary \$4,200	No. 1 Salary \$4,200	No. 1 Salary \$3,800		
Special class—					
Medical officers (medical inspectors of schools).....	7 1,740	12 1,680	12 1,680		
Medical officers.....	5 1,680	4 1,380	4 1,320		
Dental officers (dental inspectors of schools).....	4 1,380				
Subprofessional service—					
Grade 5, \$1,680 to \$2,040; average, \$1,860—					
Nurses.....	5 1,800	5 1,800	5 1,680		
Nurses.....	5 1,740	5 1,740	5 1,680		
Grade 3, \$1,320 to \$1,680; average, \$1,500—					
Dental hygienists—					
Dental operators.....	4 1,560	4 1,560	4 1,500		
Dental operators.....	4 1,500	4 1,500	4 1,500		
Dental prophylactic operator.....	1 1,440	1 1,440	1 1,320		
Dental prophylactic operators.....	2 1,380	2 1,380	2 1,320		
Dental prophylactic operator.....	1 1,320	1 1,320	1 1,320		
Total number of employees.....	39	39	39		
01 Total salaries.....	65,800.00	65,340.00	61,275.98		
Difference between 1928 and 1927 is due to increase in salaries, \$460.					
For the maintenance of free dental clinics in the public schools ( <i>act May 10, 1926, vol. 44, p. 439</i> ).....				\$1,000.00	\$1,000.00
Dental supplies, equipment, etc.: Expenditures, 1928, \$1,000; 1927, \$1,000; 1926, \$999.73.					
[Bacteriological laboratory. For maintaining and keeping in good order, and for the purchase of reference books and scientific periodicals, \$750.]					
[Apparatus, equipment, cost of installation, supplies, and other expenses incidental to the biological and serological diagnosis of disease, \$750.]					
[Chemical laboratory. For maintaining and keeping in good order, and for the purchase of reference books and scientific periodicals, \$1,000.]					
Laboratories: For maintenance of laboratories, including reference books and periodicals, apparatus, equipment, and necessary contingent and miscellaneous expenses, and including not to exceed \$500 for ice machine ( <i>same act</i> ).....				3,000.00	2,500.00
	Estimated expenditures, 1928 appropriation	Estimated expenditures, 1927 appropriation	Expended and obligated, 1926		
Journals, books, binding, printing, blanks.....	\$300.00	\$300.00	\$249.60		
Chemicals, etc.....	600.00	600.00	581.60		
Ice and gas.....	150.00	150.00	128.00		
Instruments, bottles, glassware, apparatus, and repairs to same.....	800.00	800.00	768.32		
Miscellaneous.....	650.00	650.00	659.31		
Ice machine.....	500.00				
Total.....	3,000.00	2,500.00	2,386.73		
Dairy farm inspection: For necessary expenses of inspection of dairy farms, including necessary traveling expenses ( <i>same act</i> ).....				5,000.00	5,000.00
	Estimated expenditures, 1928 appropriation	Estimated expenditures, 1927 appropriation	Expended and obligated, 1926		
Travel, dairy-farm inspectors, medical inspectors, et al.....	\$3,000	\$3,100	\$1,710		
Purchase of mileage books.....	1,000	1,000	660		
Purchase of car tokens.....	1,000	900	780		
Total.....	5,000	5,000	3,150		

*Estimates of appropriations required for the service of the fiscal year ending June 30, 1928—Continued*

General object (title of appropriation), date of acts, references to Statutes at Large, or to Revised Statutes, and estimated amount required for each detailed object				Total amount to be appropriated under each head of appropriation	Amount appropriated for the fiscal year ending June 30, 1927
<b>Health Department, District of Columbia—Continued.</b>					
For contingent expenses incident to the enforcement of an act relating to the adulteration of foods and drugs in the District of Columbia, approved February 17, 1898; an act to prevent the adulteration of candy in the District of Columbia, approved May 5, 1898; an act for preventing the manufacture, sale, or transportation of adulterated or misbranded or poisonous or deleterious foods, drugs, medicines, and liquors, and for regulating traffic therein, and for other purposes, approved June 30, 1906, and an act to regulate, within the District of Columbia, the sale of milk, cream, and ice cream, and for other purposes, approved February 27, 1925 ( <i>act May 10, 1926, vol. 44, p. 439</i> )				\$1,000.00	\$1,000.00
	Estimated expenditures, 1928 appropriation	Estimated expenditures, 1927 appropriation	Expended and obligated, 1926		
Food and drugs for analysis	\$200.00	\$200.00	\$173.91		
Printing, blanks, stationery	750.00	750.00	770.11		
Miscellaneous, thermometers, telephone, telegrams, etc.	50.00	50.00	33.60		
Total	1,000.00	1,000.00	977.62		
For maintenance, including personal services, of the public crematory ( <i>same act</i> )				2,500.00	2,500.00
	Estimated expenditures, 1928 appropriation	Estimated expenditures, 1927 appropriation	Expended and obligated, 1926		
Salaries:					
Custodial service—					
Grade 6, \$1,500 to \$1,860; average, \$1,680—	Average— No. 1      Salary \$1,620	Average— No. 1      Salary \$1,560	Average— No. 1      Salary \$1,560		
Superintendent					
Kerosene	200.00	200.00	76.50		
Gas and electricity	100.00	100.00	69.97		
Repairs to building and retorts	300.00	400.00	1,089.31		
Incidentals, miscellaneous, etc.	280.00	240.00	206.50		
Total	2,500.00	2,500.00	3,002.28		
[For maintenance of one motor vehicle for use in the pound service, \$400.]					
[For equipping, maintaining, and operating the motor ambulance, and keeping it in good order, \$750.]					1,150.00
Motor vehicles: For maintenance and operation of motor ambulances and motor vehicle used in the pound service ( <i>same act</i> )				1,750.00	
Gasoline, tires, repairs, etc.: Expenditures—1928, \$1,750; 1927, \$1,450, including \$360 from appropriations for new ambulance, for maintenance during 1927; 1926, \$1,356.38.					
For replacement of the motor vehicle for use in the pound service ( <i>submitted</i> )				800.00	
Motor vehicle for pound service: Expenditure, 1928, \$800.					
[For purchase, equipping, and maintaining a motor ambulance for use in removing persons suffering from smallpox to the smallpox hospital or quarantine station for treatment] ( <i>same act</i> )					2,100.00
Motor ambulances: Expenditure, 1927, \$2,100.					
For maintaining a child hygiene service, including the establishment and maintenance of child-welfare stations for the clinical examinations, advice, care, and maintenance of children under six years of age, payment for personal services, rent, fuel, periodicals, and supplies, \$33,000: <i>Provided</i> , That the commissioners may accept such volunteer services as they may deem expedient in connection with the establishment and maintenance of the service herein authorized: <i>Provided further</i> , That this shall not be construed to authorize the expenditure or the payment of any money on account of any such volunteer service ( <i>act May 10, 1926, vol. 44, pp. 439-440</i> )				33,000.00	33,000.00

*Estimates of appropriations required for the service of the fiscal year ending June 30, 1928—Continued*

General object (title of appropriation), date of acts, references to Statutes at Large, or to Revised Statutes, and estimated amount required for each detailed object				Total amount to be appropriated under each head of appropriation	Amount appropriated for the fiscal year ending June 30, 1927
<b>Health Department, District of Columbia—Continued.</b>					
	Estimated expenditures, 1928 appropriation	Estimated expenditures, 1927 appropriation	Expended and obligated, 1926		
Salaries:					
Professional and scientific service—					
Grade 2, \$2,400 to \$3,000; average, \$2,700—	Average—	Average—	Average—		
Director.....	No. Salary	No. Salary	No. Salary		
.....	1 \$2,500	1 \$2,400	1 \$2,400		
Subprofessional service—					
Grade 5, \$1,680 to \$2,040; average, \$1,860—					
Nurses.....	8 1,740	8 1,680	6 1,680		
Grade 4, \$1,500 to \$1,860; average, \$1,680—					
Nurses.....	1 1,560	1 1,500	1 1,500		
Custodial service—					
Grade 2, \$900 to \$1,140; average, \$1,020—					
Charwomen.....	9 376	9 376	7 376		
Physicians.....	9 360	9 360	7 360		
Substitute nurse.....	1 1,680	1 1,680	1 1,680		
Total number of employees.....	29	29	23		
Total salaries.....	26,284.00	25,644.00	19,539.45		
Other objects of expenditure:					
Rent.....	4,183.00	4,183.00	2,284.00		
Ice, gas, electricity, telephones.....	200.00	200.00	185.01		
Furniture, repairs to same.....	400.00	700.00	546.62		
Fuel.....	300.00	300.00	111.48		
Transportation.....	300.00	300.00	280.00		
Blanks, bottles, soaps, medicines, drugs, and miscellaneous.....	1,333.00	1,673.00	910.80		
Total.....	33,000.00	33,000.00	23,857.36		
<b>Total, Health Department, District of Columbia.....</b>				<b>\$355,910.00</b>	<b>\$351,350.00</b>
<b>COURTS AND PRISONS</b>					
<b>Juvenile Court, District of Columbia—</b>					
Salaries: For personal services in accordance with the classification act of 1923 (act May 10, 1926, vol. 44, p. 440).....				50,500.00	49,856.00
	Estimated expenditures, 1928 appropriation	Estimated expenditures, 1927 appropriation	Expended and obligated, 1926		
Salaries:					
Professional and scientific service—					
Grade 5, \$5,200 to \$6,000; average, \$5,600—	Average—	Average—	Average—		
Senior attorney (judge).....	No. Salary	No. Salary	No. Salary		
.....	1 \$5,600	1 \$5,400	1 \$5,300		
Grade 3, \$3,000 to \$3,600; average, \$3,300—					
Associate educationist (clerk of court).....	1 3,300	1 3,200	1 3,100		
Grade 2, \$2,400 to \$3,000; average, \$2,700—					
Assistant educationist—					
Chief probation officer.....	1 2,600	1 2,500	1 2,450		
Assistant chief probation officer.....	1 2,600	1 2,500	1 2,400		
Grade 1, \$1,860 to \$2,400; average, \$2,100—					
Junior educationist (investigation officer for juvenile work).....	1 2,000	1 1,920	1 1,890		
Subprofessional service—					
Grade 5, \$1,680 to \$2,040; average, \$1,860—					
Educational assistants (probation officers).....	11 1,724	11 1,723	9 1,699		
Clerical, administrative, and fiscal service—					
Grade 4, \$1,680 to \$2,040; average, \$1,860—					
Clerk (record and information clerk).....	1 1,680	1 1,680	1 1,680		
Grade 3, \$1,500 to \$1,860; average, \$1,680—					
Assistant clerk (deputy clerk of court).....	1 1,740	1 1,740	1 1,740		
Assistant clerk (financial clerk).....	1 1,620	1 1,560	1 1,530		
Grade 2, \$1,320 to \$1,680; average, \$1,500—					
Junior clerk.....	1 1,500	1 1,500	1 1,430		
Junior stenographers.....	2 1,350	2 1,350	2 1,341		
Grade 1, \$1,140 to \$1,500; average, \$1,320—					
Underclerk-typists.....	3 1,200	3 1,200	3 1,190		
Underclerk.....	1 1,200	1 1,200	1 1,170		
Custodial service—					
Grade 3, \$1,020 to \$1,260; average, \$1,140—					
Senior laborer.....	1 1,020	1 1,020	1 1,020		
Grade 2, \$376—					
Underdomestic attendant (charwoman).....	1 376	1 376	1 376		
Total average number of employees.....	28	28	25 1/2		
Total salaries.....	50,500.00	49,856.00	44,976.55		
The difference between 1928 and 1927 is due to increase in salaries, \$644.					

General object (title of appropriation), date of acts, references to Statutes at Large, or to Revised Statutes, and estimated amount required for each detailed object	Total amount to be appropriated under each provision	Amount appropriated for the fiscal year ending June 30, 1997
--	--	--

Miscellaneous: For compensation of jurors (*act May 10, 1926, vol. 44, p. 440*)

**\$2,500.00**

**\$900. 00**

Compensation of jurors: Expenditures—1928, \$2,500; 1927, \$900; 1926, \$972.

**For transportation and traveling expenses to secure the return of absconding probationers** (same act) -----

300.00

【For meals of jurors and of prisoners temporarily detained at court awaiting trial】 (same act)-----

100.00

For furniture, fixtures, equipment, and repairs to the courthouse and grounds (same act)

500.00

For fuel, ice, gas, laundry work, stationery, printing, books of reference, periodicals, typewriters and repairs thereto, binding and rebinding, preservation of records, mops, brooms, and buckets, removal of ashes and refuse, telephone service, traveling expenses, meals of jurors and prisoners, repairs to courthouse and grounds, furniture, fixtures, and equipment, and other incidental expenses not otherwise provided for (same act)-----

**4,700.00**

4,000.00

	Estimated expenditures, 1928 appro- priation	Estimated expenditures, 1927 appro- priation	Expended and obligated, 1928
Fuel .....	\$2,000.00	\$2,000.00	\$2,000.00
Stationery .....	350.00	450.00	206.43
Car tickets .....	700.00	700.00	524.60
Telephones .....	130.00	125.00	114.56
Miscellaneous .....	620.00	725.00	654.41
Traveling expenses .....	350.00	300.00	134.04
Meals of jurors .....	150.00	100.00	99.88
Furniture and fixtures .....	150.00	500.00	493.83
Repairs to courthouse .....	250.00	.....	.....
<b>Total .....</b>	<b>4,700.00</b>	<b>4,900.00</b>	<b>4,227.75</b>

The disbursing officer of the District of Columbia is authorized to advance to the chief probation officer of the juvenile court upon requisition previously approved by the judge of the juvenile court and the auditor of the District of Columbia, sums of money not to exceed \$50 at any one time, to be expended for transportation and traveling expenses to secure the return of absconding probationers, and to be accounted for monthly on itemized vouchers to the accounting officer of the District of Columbia.

**Total, juvenile court, District of Columbia.**

57,700.00

**55,656.00**

Salaries: For personal services in accordance with the classification act of 1923, including \$300 additional for presiding judge (*acts Mar. 3, 1891, vol. 26, p. 848, sec. 6; May 10, 1926, vol. 44, p. 440*)-----

86, 820. 00

84,570.00

	Estimated expenditures, 1923 appropriation		Estimated expenditures, 1927 appropriation		Expended and obligated, 1926	
	No.	Average—Salary	No.	Average—Salary	No.	Average—Salary
<b>Salaries:</b>						
Professional and scientific service—						
Grade 5, \$5,200 to \$6,000; average, \$5,600—						
Senior attorney—Presiding judge.....	1	\$5,600	1	\$5,600	1	\$5,400
Associate judges.....	3	5,600	3	5,600	3	5,400
Clerical, administrative, and fiscal service—						
Grade 10, \$3,300 to \$3,900; average, \$3,600—						
Junior administrative officer (clerk of court).....	1	3,600	1	3,600	1	3,600
Grade 8, \$2,700 to \$3,300; average, \$3,000—						
Administrative assistant (chief deputy clerk).....	1	2,700	1	2,700		
Grade 7, \$2,400 to \$3,000; average, \$2,700—						
Junior administrative assistant (chief deputy clerk).....			1	2,400	1	2,400
Grade 5, \$1,860 to \$2,400; average, \$2,130—						
Senior clerks.....	2	1,950	1	1,893	1	1,860
Grade 4, \$1,680 to \$2,040; average, \$1,860—						
Clerks.....	9	1,747	7	1,746		
Grade 3, \$1,500 to \$1,860; average, \$1,680—						
Assistant clerks.....	2	1,580	3	1,639	13	1,610
Grade 2, \$1,320 to \$1,680; average, \$1,500—						
Junior clerk.....	1	1,320	1	1,320		
Bailiffs.....	10	1,320	8	1,320		
Grade 1, \$1,140 to \$1,500; average, \$1,320—						
Underclerks.....	1	1,260	1	1,202	1	1,200
<b>Custodial service—</b>						
Grade 6, \$1,500 to \$1,860; average, \$1,680—						
Mechanic (engineer of building).....	1	1,680	1	1,620	1	1,560
Grade 5, \$1,320 to \$1,680; average, \$1,500—						
Junior mechanics (assistant engineers).....	1	1,405	1	1,372	1	1,348
Principal guard.....	1	1,320	1	1,320	1	1,320
Grade 4, \$1,140 to \$1,500; average, \$1,320—						
Senior guards.....			1	1,250	10	1,200

*Estimates of appropriations required for the service of the fiscal year ending June 30, 1928—Continued*

General object (title of appropriation), date of acts, references to Statutes at Large, or to Revised Statutes, and estimated amount required for each detailed object				Total amount to be appropriated under each head of appropriation	Amount appropriated for the fiscal year ending June 30, 1927
<b>Police Court, District of Columbia—Continued.</b>					
	Estimated expenditures, 1928 appropriation	Estimated expenditures, 1927 appropriation	Expended and obligated, 1926		
<b>Salaries—Continued.</b>					
<b>Custodial service—Continued.</b>					
Grade 3, \$1,020 to \$1,260; average, \$1,140—	<i>Average—</i>	<i>Average—</i>	<i>Average—</i>		
Senior laborers.....	No. 2 Salary \$1,140	No. 2 Salary \$1,080	No. 2 Salary \$1,050		
Underdomestic attendant.....	1 1,080	1 1,020	1 1,020		
Grade 2, \$900 to \$1,140; average, \$1,020—					
Junior laborers.....	6 463	6 463	6 463		
<b>Subprofessional service—</b>					
Grade 7, \$1,200 to \$2,700; average, \$2,400—					
Principal social-service worker (chief probation officer).....	1 2,200	1 2,100	1 2,100		
Grade 5, \$1,680 to \$2,040; average, \$1,860—					
Social-service workers.....	3 1,800	3 1,680	3 1,680		
Total average number of employees.....	47½	47½	48½		
Total salaries.....	86,520	84,270	82,997		
Plus \$300 additional for presiding judge.....	300	300			
01 Total personal services.....	86,820	84,570	82,997		
The difference between 1927 and 1928 is due to—					
Increase in salaries.....	\$630				
Increase by reallocation.....	1,620				
Total increase.....	2,250				
For printing, law books, books of reference, directories, periodicals, stationery, binding, and rebinding, preservation of records, typewriters and repairs thereto, fuel, ice, gas, electric lights and power, telephone service, laundry work, removal of ashes and rubbish, mops, brooms, buckets, dusters, sponges, painters' and plumbers' supplies, toilet articles, medicines, soap and disinfectants, <i>lodging and meals for jurors and bailiffs when ordered by the court</i> , United States flags and halyards, and all other necessary and incidental expenses of every kind not otherwise provided for ( <i>acts Mar. 3, 1891, vol. 26, p. 848, sec. 6; May 10, 1926, vol. 44, p. 440</i> ).....				\$9,500.00	\$9,200.00
	Estimated expenditures, 1928 appropriation	Estimated expenditures, 1927 appropriation	Expended and obligated, 1926		
Printing, stationery, and office supplies.....	\$3,100.00	\$3,000.00	\$3,957.50		
Law books, and books of reference.....	275.00	276.00	319.23		
Fuel.....	1,550.00	1,550.00	1,590.67		
Ice.....	175.00	175.00	165.15		
Gas, electric light, and power.....	1,430.00	1,430.00	1,429.34		
Phone.....	605.00	605.00	605.94		
Supplies, cleaners.....	115.00	100.00	112.45		
Miscellaneous.....	650.00	544.00	653.85		
Lodging, meals, of jurors and bailiffs.....	200.00	200.00	161.00		
Furniture.....	1,000.00	1,000.00	1,161.00		
Furnishings.....	200.00	184.00	202.16		
Miscellaneous, repairs, etc.....	200.00	138.00	166.18		
Total.....	9,500.00	9,200.00	10,493.07		
For witness fees ( <i>same acts</i> ).....				2,000.00	2,500.00
Witness fees, at 75 cents each: Expenditures—1926, \$2,000; 1927, \$2,500; 1928, \$1,332.75.					
[For furniture, furnishings, and fixtures and equipment, and repairing and replacing same, \$1,000.]					
[For lodging, meals, and accommodations of jurors and bailiffs in attendance upon them when ordered by the court, \$200.]					
For compensation of jurors ( <i>same acts</i> ).....				27,000.00	17,000.00
Per diem certificates, at \$4 each: Expenditures—1926, \$27,000; 1927, \$17,000; 1928, \$20,543.					

*Estimates of appropriations required for the service of the fiscal year ending June 30, 1928—Continued*

General object (title of appropriation), date of acts, references to Statutes at Large, or to Revised Statutes, and estimated amount required for each detailed object				Total amount to be appropriated under each head of appropriation	Amount appropriated for the fiscal year ending June 30, 1927
<b>Police Court, District of Columbia—Continued.</b>					
For repairs and alterations to building ( <i>acts Mar. 3, 1891, vol. 26, p. 848, sec. 6; May 10, 1926, vol. 44, p. 440</i> )				\$2, 500. 00	\$2, 500. 00
	Estimated expenditures, 1928 appropriation	Estimated expenditures, 1927 appropriation	Expended and obligated, 1926		
Carpentering.....	\$825. 00	\$825. 00	\$4, 838. 02		
Plumbing.....	175. 00	175. 00	377. 68		
Painting and glazing.....	785. 00	785. 00	4, 808. 54		
Steamfitting, heating, and ironwork.....	290. 00	290. 00	553. 19		
Electrical work.....	250. 00	250. 00	236. 27		
Tinning.....	175. 00	175. 00	61. 94		
Miscellaneous.....			58. 11		
Total.....	2, 500. 00	2, 500. 00	10, 933. 75		
For preliminary studies on plans and specifications for the new police court building, authorized by the act entitled "An act providing for an additional building for the use of the police court of the District of Columbia," approved July 3, 1926, to be immediately available				5, 000. 00	
Plans and specifications, new police court building: Expenditure, 1928, \$5,000.					
Total, Police Court, District of Columbia				132, 820. 00	115, 770. 00
<b>Municipal Court, District of Columbia--</b>					
Salaries: For personal services in accordance with the classification act of 1923, including \$300 additional for presiding judge ( <i>acts Feb. 17, 1909, vol. 36, p. 622, sec. 1; May 10, 1926, vol. 44, p. 440</i> )				55, 436. 00	54, 216. 00
	Estimated expenditures, 1928 appropriation	Estimated expenditures, 1927 appropriation	Expended and obligated, 1926		
Salaries:					
Professional and scientific service—	Average—	Average—	Average—		
Grade 5, \$5,200 to \$6,000; average, \$5,600—	No. Salary	No. Salary	No. Salary		
Judges.....	5 \$5, 600	5 \$5, 400	5 \$5, 400		
Clerical, administrative, and fiscal service—					
Grade 7, \$2,400 to \$3,000; average, \$2,700—					
Clerk.....	1 2, 700	1 2, 600	1 2, 600		
Grade 4, \$1,680 to \$2,040; average, \$1,860—					
Enrolling clerks.....	4 1, 920	4 1, 860	4 1, 860		
Jury clerk.....	1 1, 920	1 1, 860	1 1, 860		
Grade 3, \$1,500 to \$1,860; average, \$1,680—					
Financial clerk.....	1 1, 860	1 1, 860	1 1, 860		
Stenographer and typist.....	1 1, 740	1 1, 740	1 1, 740		
Assistant clerks.....	5 1, 560	5 1, 536	5 1, 524		
Grade 1, \$1,140 to \$1,300; average, \$1,320—					
Clerk and messenger.....	1 1, 200	1 1, 200	1 1, 140		
Custodial service—					
Grade 3, \$900 to \$1,260; average, \$1,140—					
Janitor.....	1 1, 140	1 1, 140	1 1, 080		
Grade 2, \$780 to \$1,140; average, \$1,020—					
Elevator operator.....	1 1, 020	1 1, 020	1 960		
Charwoman.....	1 376	1 376	1 376		
Total number of employees.....	22	22	22		
Total salaries.....	55, 136	53, 916	53, 676		
Plus \$300 additional for presiding judge.....	300	300	300		
01 Total personal services.....	55, 436	54, 216	53, 976		
The difference between 1928 and 1927 is due to increase in salaries, \$1,220.					
For compensation of jurors, [\$5,500] \$6,500: <i>Provided</i> , that deposits made on demands for jury trials in accordance with rules prescribed by the court under authority granted in section 11 of the act approved March 3, 1921 (Forty-first Statutes, page 1312), shall be earned unless, prior to three days before the time set for such trials, including Sundays and legal holidays, a new date for trial be set by the court, cases be discontinued, or settled, or demands for jury trials be waived ( <i>same acts</i> )				6, 500. 00	5, 500. 00
Compensation of jurors: Expenditures—1928, \$6,500; 1927, \$5,500; 1926, \$4,390.					
[For lodging, meals, and accommodations for jurors and deputy United States marshals, while in attendance upon them, when ordered by the court]					125. 00
For rent of building ( <i>same acts</i> )				4, 800. 00	4, 800. 00
Rent of building: Expenditures—1928, \$4,800; 1927, \$4,800; 1926, \$3,600.					

*Estimates of appropriations required for the service of the fiscal year ending June 30, 1928—Continued*

General object (title of appropriation), date of acts, references to Statutes at Large, or to Revised Statutes, and estimated amount required for each detailed object				Total amount to be appropriated under each head of appropriation	Amount appropriated for the fiscal year ending June 30, 1927
<b>Municipal Court, District of Columbia—Continued.</b>					
<b>For fixtures, repairs to furniture, repairs to building, and repairs to building equipment, to be expended under the direction of the presiding judge]</b> <b>For contingent expenses, including books, law books, books of reference, fuel, light, telephone, blanks, dockets, lodging and meals for jurors, and for deputy United States marshals while in attendance upon jurors, when ordered by the court, fixtures, repairs to furniture, building, and building equipment, and all other necessary miscellaneous items and supplies (acts Feb. 17, 1909, vol. 36, p. 622, sec. 1; May 10, 1926, vol. 44, p. 440)</b>					\$750. 00
				\$4, 750. 00	4, 000. 00
	Estimated expenditures, 1928 appropriation	Estimated expenditures, 1927 appropriation	Expended and obligated, 1926		
Laundry, ice, electric current, telephone, etc.....	\$825. 00	\$825. 00	\$782. 04		
Books, stationery, and general office equipment.....	1, 100. 00	1, 100. 00	908. 52		
Printing.....	500. 00	700. 00	327. 65		
Dockets.....	700. 00	500. 00	873. 65		
Janitor's supplies and equipment.....	275. 00	125. 00	331. 85		
Fuel.....	500. 00	650. 00	551. 79		
Miscellaneous.....	100. 00	100. 00	85. 17		
For fixtures.....	200. 00	200. 00	246. 60		
For repairs to furniture.....	100. 00	100. 00	30. 21		
Repairs to building equipment.....	125. 00	100. 00	30. 00		
Repairs to building.....	200. 00	350. 00	1, 195. 00		
Meals for jurors and deputy marshals.....	125. 00	125. 00	69. 60		
Total.....	4, 750. 00	4, 875. 00	5, 432. 08		
Total, Municipal Court, District of Columbia				71, 486. 00	69, 391. 00
<b>Salaries, Supreme Court, District of Columbia—</b>					
Salaries: Chief justice (acts Feb. 9, 1893, vol. 27, p. 436, sec. 14; Feb. 12, 1902, vol. 32, p. 825, sec. 1; July 16, 1914, vol. 33, p. 509, sec. 6; Feb. 25, 1919, vol. 40, p. 1264, sec. 1; May 10, 1926, vol. 44, p. 441).....				\$8, 000. 00	
Five associate justices, at \$7,500 each (same acts).....				37, 500. 00	
Six stenographers, one for the chief justice and one for each associate justice (same acts).....				11, 160. 00	
				56, 660. 00	56, 660. 00
	Estimated expenditures, 1928 appropriation	Estimated expenditures, 1927 appropriation	Expended and obligated, 1926		
Salaries:	Average—	Average—	Average—		
Salary range, \$7,500 and over	No. Salary	No. Salary	No. Salary		
Chief justice.....	1 \$8, 000	1 \$8, 000	1 \$8, 000		
Justices.....	5 7, 500	5 7, 500	5 7, 500		
Salary range, \$1,860 to \$2,400; average, \$2,100—					
Stenographers.....	6 1, 860	6 1, 860	6 1, 856		
Total average number of employees.....	12	12	12		
Total salaries.....	56, 660. 00	56, 660. 00	56, 634. 17		
<b>Fees of Witnesses, Supreme Court, District of Columbia—</b>					
Fees of witnesses: For [fees of witnesses] mileage and per diems of witnesses and for per diems in lieu of subsistence, and payment of the actual expenses of witnesses in said court, as provided by section 850, Revised Statutes of the United States (acts Apr. 26, 1926, vol. 44, pp. 323-324; May 10, 1926, vol. 44, p. 441).....				33, 000. 00	33, 000. 00
	Estimated expenditures, 1928 appropriation	Estimated expenditures, 1927 appropriation	Expended and obligated, 1926		
Fees of witnesses:					
Per diem.....	\$18, 000. 00	\$18, 000. 00	\$10, 811. 75		
Mileage.....	12, 500. 00	12, 500. 00	7, 655. 80		
Actual expenses.....	2, 500. 00	2, 500. 00	2, 973. 24		
Total personal services.....	33, 000. 00	33, 000. 00	21, 440. 79		
<b>Fees of Jurors, Supreme Court, District of Columbia—</b>					
Fees of jurors: For [fees of jurors] mileage and per diems of jurors (acts Apr. 26, 1926, vol. 44, pp. 323-324; May 10, 1926, vol. 44, p. 441).....				85, 000. 00	69, 000. 00
Fees of jurors: Expenditures—1928, \$85,000; 1927, \$69,000; 1926, \$64,000.					

*Estimates of appropriations required for the service of the fiscal year ending June 30, 1928—Continued*

General object (title of appropriation), date of acts, references to Statutes at Large, or to Revised Statutes, and estimated amount required for each detailed object				Total amount to be appropriated under each head of appropriation	Amount appropriated for the fiscal year ending June 30, 1927
<b>Pay of Bailiffs, etc., Supreme Court, District of Columbia—</b> Pay of bailiffs: For not exceeding one crier in each court, of office deputy marshals who act as bailiffs or criers, and for expenses of meals and lodging for jurors in United States cases and of bailiffs in attendance upon same when ordered by the court, clerk to jury commissioners, and per diems of jury commissioners, <b>[\$39,720]</b> \$40,580: <i>Provided</i> , That the compensation of each jury commissioner for the fiscal year <b>[1927]</b> 1928 shall not exceed \$250 ( <i>acts Feb. 22, 1921, vol. 41, p. 1134, sec. 1; May 10, 1926, vol. 44, p. 441</i> )				\$40,580.00	\$39,720.00
	Estimated expenditures, 1928 appropriation	Estimated expenditures, 1927 appropriation	Expended and obligated, 1926		
Salaries and wages:	<i>Average—</i>	<i>Average—</i>	<i>Average—</i>		
Salary range, \$2,400 to \$3,000; average, \$2,700—	No. 1 Salary \$2,400	No. 1 Salary \$2,400	No. 1 Salary \$2,400		
Clerk to jury commissioner	18 1,560	18 1,500	16½ 1,499		
Salary range, \$1,500 to \$1,680; average, \$1,680—					
Bailiffs	6 1,500	6 1,440	6 1,435		
Salary range, \$1,320 to \$1,680; average, \$1,500—					
Criers	25 39,480.00	25 38,040.00	23½ 36,245.50		
Total average number of employees					
Total salaries and wages					
The difference between 1928 and 1927 is due to increase in salaries, \$1,440.					
Per diem of jury commissioners, at \$10 each	600.00	750.00	660.00		
01 Total personal services	40,080.00	38,790.00	36,905.50		
03 Subsistence and support of persons (meals and lodging for jurors)	500.00	930.00	390.85		
Total	40,580.00	39,720.00	37,296.35		
<b>Probation System, Supreme Court, District of Columbia—</b> Probation system: For personal services, <b>[\$8,440]</b> \$8,600; contingent expenses, \$325; in all ( <i>act May 10, 1926, vol. 44, p. 441</i> )				8,925.00	8,765.00
	Estimated expenditures, 1928 appropriation	Estimated expenditures, 1927 appropriation	Expended and obligated, 1926		
Salaries:	<i>Average—</i>	<i>Average—</i>	<i>Average—</i>		
Probation officer	No. 1 Salary \$3,200	No. 1 Salary \$3,100	No. 1 Salary \$3,000		
Assistant probation officer	1 2,100	1 2,100	1 2,000		
Assistant probation officer	1 1,740	1 1,740	1 1,680		
Stenographer-typewriter and assistant	1 1,560	1 1,500	1 1,440		
Total number of employees	4 8,600	4 8,440	4 8,120		
01 Total salaries					
Contingent expenses:					
Printing and office supplies	150.00	150.00	101.78		
Car tokens	25.00	25.00	20.00		
Furniture and equipment	75.00	80.00	1.70		
Typewriter repairs	5.00	5.00	13.93		
Telephone	70.00	65.00	69.63		
Total	8,925.00	8,765.00	8,327.04		
<b>Salaries of Employees, Courthouse, District of Columbia—</b> Courthouse: For personal services for care and protection of the courthouse, under the direction of the United States marshal of the District of Columbia, <b>[\$27,386]</b> \$28,296, to be expended under the direction of the Attorney General ( <i>act May 10, 1926, vol. 44, p. 441</i> )				28,296.00	27,386.00



*Estimates of appropriations required for the service of the fiscal year ending June 30, 1928—Continued*

General object (title of appropriation), date of acts, references to Statutes at Large, or to Revised Statutes, and estimated amount required for each detailed object				Total amount to be appropriated under each head of appropriation	Amount appropriated for the fiscal year ending June 30, 1927
<b>Salaries of Employees, Courthouse, District of Columbia—Continued.</b>					
	Estimated expenditures, 1928 appropriation	Estimated expenditures, 1927 appropriation	Expended and obligated, 1926		
Salaries and wages:	<i>Average—</i>	<i>Average—</i>	<i>Average—</i>		
Salary range, \$1,320 to \$1,660; average, \$1,500—	No. Salary	No. Salary	No. Salary		
Electrician.....	1 \$1,440	1 \$1,380	1 \$1,368		
Engineer.....	1 1,560	1 1,500	1 1,468		
Salary range, \$1,140 to \$1,500; average, \$1,320—					
Telephone operator.....	1 1,260	1 1,200	1 1,188		
Salary range, \$1,020 to \$1,260; average, \$1,140—					
Watchmen.....	4 1,140	4 1,080	4 1,068		
Messengers.....	6 1,140	6 1,080	6 1,068		
Salary range, \$900 to \$1,140; average, \$1,080—					
Elevator operators.....	2 1,080	2 1,020	2 1,009		
Laborers.....	8 960	7 942	54½ 940		
Salary range, \$420 to \$600; average, \$510—					
Attendant.....	1 540	1 510	1 504		
Salary range, \$240 to \$420; average, \$330—					
Charwomen.....	6 376	6 376	6 376		
Total average number of employees.....	30	29	27½		
Total salaries and wages.....	28,296.00	26,286.00	24,975.75		
The difference between 1927 and 1928 is due to—					
Increase in salaries.....	\$1,110				
1 new laborer.....	900				
Total increase.....	2,010				
<b>Repairs and Improvements, Courthouse, District of Columbia—</b>					
For repairs and improvements to the courthouse, including repair and maintenance of the mechanical equipment, and for labor and material and every item incident thereto, <b>[\$7,500]</b> \$2,500; to be expended under the direction of the Architect of the Capitol (act May 10, 1926, vol. 44, p. 441)-----				\$2,500.00	\$7,500.00
Repairs and improvements to courthouse: Expenditures—1928, \$2,500; 1927, \$7,500; 1926, \$2,500.					
<b>Salaries and Expenses, Court of Appeals, District of Columbia—</b>					
Salaries: Chief justice, \$9,000; two associate justices, at \$8,500 each; all other officers and employees of the court, including reporting service <b>[\$23,250]</b> \$23,610; necessary expenditures in the conduct of the clerk's office, \$950; in all, <b>[\$50,200]</b> \$50,560: <i>Provided</i> , That the reports of the court shall not be sold for a price exceeding that approved by the court and for not more than \$6.50 per volume (acts Feb. 9, 1893, vol. 27, p. 434, secs. 1-5; July 30, 1894, vol. 28, p. 160, sec. 103; Feb. 12, 1903, vol. 32, p. 825, sec. 1; Mar. 3, 1925, vol. 43, p. 1240; May 10, 1926, vol. 44, p. 441)-----				50,560.00	50,200.00
	Estimated expenditures, 1928 appropriation	Estimated expenditures, 1927 appropriation	Expended and obligated, 1926		
Salaries:	<i>Average—</i>	<i>Average—</i>	<i>Average—</i>		
Salary range, \$7,500 and over—	No. Salary	No. Salary	No. Salary		
Justices.....	3 \$8,667	3 \$8,667	3 \$8,667		
Salary range, \$3,800 to \$5,000; average, \$4,400—					
Clerk.....	1 4,600	1 4,600	1 4,600		
Salary range, \$3,000 to \$3,600; average, \$3,300—					
Deputy clerk.....	1 3,000	1 3,000	1 3,000		
Salary range, \$2,100 to \$2,700; average, \$2,400—					
Assistant clerk.....	1 2,200	1 2,200			
Salary range, \$1,860 to \$2,400; average, \$2,100—					
Stenographers.....	3 1,920	3 1,860	3 1,860		
Salary range, \$1,680 to \$2,040; average, \$1,860—					
Clerical assistant.....	1 1,860	1 1,860	1 1,860		
Salary range, \$1,500 to \$1,860; average, \$1,680—					
Reporter.....	1 1,740	1 1,740	1 1,740		
Salary range, \$1,020 to \$1,260; average, \$1,140—					
Messengers.....	4 1,140	4 1,065	4 1,065		
Total average number of employees.....	15	15	14		
Total salaries.....	49,610	49,250	47,040		
Supplies and materials:					
0200 Stationery and office supplies.....	720.00	720.00	619.80		
0260 Sundry supplies.....	115.00	115.00	114.58		
02 Total supplies and materials.....	835.00	835.00	734.38		
05 Communication service (telephone service).....	115.00	115.00	109.13		
Total.....	50,560.00	50,200.00	47,883.51		

## Estimates of appropriations required for the service of the fiscal year ending June 30, 1928—Continued

General object (title of appropriation), date of acts, references to Statutes at Large, or to Revised Statutes, and estimated amount required for each detailed object				Total amount to be appropriated under each head of appropriation	Amount appropriated for the fiscal year ending June 30, 1927
<b>Care of Court of Appeals Building, District of Columbia—</b>					
Building: For personal services for care and protection of the Court of Appeals Building, including one mechanic, under the direction of the Architect of the Capitol, <b>[\$6,700] \$7,020</b> ; <i>Provided</i> , That the clerk of the court of appeals shall be the custodian of said building, under the direction and supervision of the justices of said court ( <i>acts Feb. 9, 1893, vol. 27, p. 434, secs. 1-5; July 30, 1894, vol. 28, p. 160, sec. 103; Feb. 12, 1903, vol. 32, p. 825, sec. 1; Mar. 3, 1925, vol. 43, p. 1240; May 10, 1926, vol. 44, p. 441</i> )				\$7, 020. 00	
For mops, brooms, buckets, disinfectants, removal of refuse, electrical supplies, books, and all other necessary and incidental expenses not otherwise provided for ( <i>same acts</i> )				780. 00	
				\$7, 800. 00	\$7, 500. 00
	Estimated expenditures, 1928 appropriation	Estimated expenditures, 1927 appropriation	Expended and obligated, 1926		
Salaries and wages:	<i>Average—</i>	<i>Average—</i>	<i>Average—</i>		
Salary range, \$1,500 to \$1,860; average, \$1,680—	No. 1	No. 1	No. 1		
Mechanic	1 \$1,680	1 \$1,620	1 \$1,620		
Salary range, \$1,020 to \$1,260; average, \$1,140—	2	2	2		
Watchmen	2 1,140	2 1,080	2 1,080		
Salary range, \$800 to \$1,140; average, \$1,020—	3	3	3		
Laborers	3 1,020	3 960	3 960		
Total average number of employees	6	6	6		
01 Total salaries	7, 020	6, 640	6, 660		
02 Sundry supplies	550. 00	560. 00	560. 98		
12 Repairs and alterations	180. 00	200. 00	138. 85		
13 Special and miscellaneous current expenses	50. 00	50. 00	52. 84		
Total	7, 800. 00	7, 500. 00	7, 412. 67		
<b>Support of Convicts, District of Columbia—</b>					
Miscellaneous: For support, maintenance, and transportation of convicts transferred from the District of Columbia; expenses of shipping remains of deceased convicts to their homes in the United States, and expenses of interment of unclaimed remains of deceased convicts; expenses incurred in identifying and pursuing escaped convicts and rewards for their recapture; and discharge gratuities provided by law; to be expended under the direction of the Attorney General ( <i>acts June 13, 1890, vol. 26, p. 408, sec. 1; May 10, 1926, vol. 44, p. 442</i> )				120, 000. 00	150, 000. 00
	Estimated expenditures, 1928 appropriation	Estimated expenditures, 1927 appropriation	Expended and obligated, 1926		
03 Reimbursement of Federal penitentiaries and payments to State institutions	\$113, 000. 00	\$141, 000. 00	\$140, 994. 78		
06 Travel expenses	6, 700. 00	8, 700. 00	7, 469. 80		
22 Grants, subsidies, and contributions (gratuities)	300. 00	300. 00	320. 16		
Total	120, 000. 00	150, 000. 00	148, 784. 74		
<b>Writs of Lunacy, District of Columbia—</b>					
For expenses attending the execution of writs de lunatico inquirendo and commitments thereunder in all cases of indigent insane persons committed or sought to be committed to Saint Elizabeths Hospital by order of the executive authority of the District of Columbia under the provisions of existing law, and expenses of commitments to the District Training School, including personal services ( <i>acts Mar. 3, 1903, vol. 32, p. 1043, sec. 1; Apr. 27, 1904, vol. 33, p. 316, secs. 1-7; May 10, 1926, vol. 44, p. 442</i> )				8, 500. 00	8, 000. 00

*Estimates of appropriations required for the service of the fiscal year ending June 30, 1928—Continued*

General object (title of appropriation), date of acts, references to Statutes at Large, or to Revised Statutes, and estimated amount required for each detailed object				Total amount to be appropriated under each head of appropriation	Amount appropriated for the fiscal year ending June 30, 1927
<i>Writs of Lunacy, District of Columbia—Continued.</i>					
	Estimated expenditures, 1928 appropriation	Estimated expenditures, 1927 appropriation	Expended and obligated, 1926		
Salaries:					
Professional and scientific service—					
Grade 3, \$3,000 to \$3,600; average, \$3,300—	Average—	Average—	Average—		
Associate medical officer (alienist).....	No. 1 Salary \$3,300	No. 1 Salary \$3,300	No. 1 Salary \$3,300		
Clerical, administrative, and fiscal service—					
Grade 2, \$1,320 to \$1,680; average, \$1,500—					
Assistant clerk-stenographer.....	1 1,440	1 1,380	1 1,377		
Total number of employees.....	2	2	2		
01 Total salaries.....	4,740.00	4,680.00	4,677.51		
Court costs.....	3,300.00	3,000.00	3,205.55		
Witness fees.....	440.00	300.00	713.75		
Office supplies.....	17.00	17.00	26.67		
Car tokens.....	3.00	3.00	3.00		
Total.....	8,500.00	8,000.00	8,626.48		
The difference between 1928 and 1927 is due to:					
Increase in expenses.....	\$440				
Increase in salary.....	60				
Total increase.....	500				
<i>Miscellaneous Expenses, Supreme Court, District of Columbia—</i>					
For such miscellaneous expenses as may be authorized by the Attorney General for the Supreme Court of the District of Columbia and its officers, including the furnishing and collecting of evidence where the United States is or may be a party in interest, and including such expenses other than for personal services as may be authorized by the Attorney General for the Court of Appeals, District of Columbia ( <i>acts Feb. 22, 1921, vol. 41, p. 1134, sec. 1; May 10, 1926, vol. 44, p. 442</i> ).....				\$35,000.00	\$44,000.00
	Estimated expenditures, 1928 appropriation	Estimated expenditures, 1927 appropriation	Expended and obligated, 1926		
01 Special and miscellaneous temporary service.....	\$4,500.00	\$4,900.00	\$3,397.34		
Supplies and materials:					
0200 Stationery and office supplies.....	25.00	25.00	25.72		
0280 Sundry supplies.....	675.00	675.00	655.80		
02 Total supplies and materials.....	700.00	700.00	681.52		
05 Telephone service.....	840.00	840.00	831.77		
06 Travel expenses.....	75.00	75.00	67.58		
08 Stenographic job work.....	14,000.00	14,000.00	13,587.15		
09 Advertising.....	1,155.00	1,155.00	1,155.93		
10 Furnishing heat, light, power, etc.....	12,600.00	12,600.00	12,859.40		
12 Repairs and alterations.....	30.00	30.00	29.25		
13 Special and miscellaneous current expenses.....	190.00	190.00	186.53		
Equipment:					
3010 Furniture, furnishings, and fixtures.....	700.00	9,300.00	727.36		
3050 Other equipment.....	210.00	210.00	208.67		
30 Total equipment.....	910.00	9,510.00	936.03		
Total.....	35,000.00	44,000.00	38,732.50		
<i>Printing and Binding, Supreme Court, District of Columbia—</i>					
For printing and binding for the Supreme Court and the Court of Appeals of the District of Columbia, <i>except records and briefs in cases in which the United States is a party</i> ( <i>acts Mar. 3, 1925, vol. 43, p. 1240; May 10, 1926, vol. 44, p. 442</i> ).....				4,500.00	4,275.00
Printing and binding: Expenditures—1928, \$4,500; 1927, \$4,275; 1926, \$4,275.					
Total, courts and prisons.....				743,327.00	746,823.00

## Estimates of appropriations required for the service of the fiscal year ending June 30, 1928—Continued

General object (title of appropriation), date of acts, references to Statutes at Large, or to Revised Statutes, and estimated amount required for each detailed object				Total amount to be appropriated under each head of appropriation	Amount appropriated for the fiscal year ending June 30, 1927
<b>PUBLIC WELFARE</b>					
<b>Salaries, Board of Public Welfare, District of Columbia—</b>					
For personal services in accordance with the classification act of 1923 (acts Mar. 16, 1926, vol. 44, pp. 208-211; May 10, 1926, vol. 44, p. 442)-----				\$90,460.00	\$80,000.00
	Estimated expenditures, 1928 appropriation	Estimated expenditures, 1927 appropriation	Expended and obligated, 1926		
<b>Salaries:</b>					
<b>Professional and scientific service—</b>	<i>Average—</i>	<i>Average—</i>	<i>Average—</i>		
Grade 4, \$5,200 to \$6,000; average, \$5,600—	No. Salary	No. Salary	No. Salary		
Senior economic analyst (director)-----	1 \$5,600	1 \$5,400	1 \$5,200		
Grade 3, \$3,000 to \$3,600; average, \$3,300—					
Associate economic analyst-----	1 3,100	1 3,100	1 3,100		
Associate medical officer-----	1 3,100	1 3,100	1 3,100		
Grade 2, \$2,400 to \$3,000; average, \$2,700—					
Assistant economic analysts-----	4 2,500	4 2,450	4 2,400		
Grade 1, \$1,800 to \$2,400; average, \$2,100—					
Junior economic analyst-----	1 1,920	1 1,920	1 1,920		
<b>Subprofessional service—</b>					
Grade 6, \$1,800 to \$2,400; average, \$2,000—					
Senior social-service workers-----	4 1,860	4 1,860	4 1,860		
Grade 5, \$1,680 to \$2,040; average, \$1,860—					
Social-service workers-----	6 1,680	6 1,680	6 1,680		
Grade 4, \$1,500 to \$1,860; average, \$1,680—					
Assistant social-service workers-----	10 1,560	10 1,518	11 1,500		
<b>Clerical, administrative, and fiscal service—</b>					
Grade 4, \$1,680 to \$2,040; average, \$1,860—					
Clerk-stenographers-----	2 1,680	2 1,680	2 1,680		
Grade 3, \$1,500 to \$1,860; average, \$1,680—					
Assistant clerk-stenographer-----	1 1,620	1 1,620	1 1,620		
Senior stenographer-----	1 1,560	1 1,560	1 1,560		
Assistant clerks-----	1 1,500	1 1,500	2 1,500		
Grade 2, \$1,320 to \$1,680; average, \$1,500—					
Junior clerks-----	3 1,380	3 1,380	5 1,320		
Junior stenographers-----	2 1,320	2 1,320			
Grade 1, \$1,140 to \$1,500; average, \$1,320—					
Junior typists-----	1 1,140	1 1,140	2 1,140		
<b>Custodial service—</b>					
Grade 5, \$1,320 to \$1,680; average, \$1,500—					
Foreman of laborers-----	1 1,380	1 1,380	1 1,320		
Grade 4, \$1,140 to \$1,500; average, \$1,320—					
Assistant foremen of laborers-----	3 1,200	3 1,200	3 1,140		
<b>Custodial service—</b>					
Grade 3, \$1,020 to \$1,260; average, \$1,140—					
Messenger-----	1 1,080	1 1,080	1 1,080		
Minor mechanic-----	1 1,080	1 1,080	1 1,020		
Grade 2, \$900 to \$1,140; average, \$1,020—					
Subordinate mechanic-----	1 960	1 960	1 900		
Total number employees-----	46	46	48		
Total salaries-----	80,920	80,000	81,300		
<b>NEW POSITIONS RECOMMENDED</b>					
<b>Subprofessional service:</b>					
Grade 5, \$1,680 to \$2,040; average, \$1,860—					
Social-service worker-----	3 1,680				
Grade 4, \$1,500 to \$1,860; average, \$1,680—					
Assistant social-service workers-----	3 1,500				
Total number employees-----	52				
Total personal services-----	90,460				
The difference between 1928 and 1927 is due to—					
New positions recommended-----	\$9,540				
Increase in salaries-----	920				
Total increase-----	10,460				
<b>Division of Child Welfare, District of Columbia—</b>					
Administration: For administrative expenses, including placing and visiting children, city directory, purchase of books of reference and periodicals not exceeding \$50, and all office and sundry expenses, \$5,000; and no part of the moneys herein appropriated shall be used for the purpose of visiting any ward of the Board of Public Welfare placed outside the District of Columbia and the States of Virginia and Maryland, and a ward placed outside said District and the States of Virginia and Maryland shall be visited not less than once a year by a voluntary agent or correspondent of said board, and that said board shall have power, upon proper showing, in its discretion, to discharge from guardianship any child committed to its care (acts Mar. 16, 1926, vol. 44, pp. 208-211; May 10, 1926, vol. 44, p. 442)-----				5,000.00	5,000.00
	Estimated expenditures, 1928 appropriation	Estimated expenditures, 1927 appropriation	Expended and obligated, 1926		
Furniture, printing, and stationery-----	\$1,500.00	\$1,500.00	\$1,413.57		
Telephone and telegraph-----	130.00	130.00	129.68		
Travel and transportation-----	3,370.00	3,370.00	3,443.69		
Total-----	5,000.00	5,000.00	4,986.94		

*Estimates of appropriations required for the service of the fiscal year ending June 30, 1928—Continued*

General object (title of appropriation), date of acts, references to Statutes at Large, or to Revised Statutes, and estimated amount required for each detailed object				Total amount to be appropriated under each head of appropriation	Amount appropriated for the fiscal year ending June 30, 1927
<i>Division of Child Welfare, District of Columbia—Continued.</i>					
For maintenance of feeble-minded children (white and colored) ( <i>acts Mar. 16, 1926, vol. 44, pp. 268-211; May 10, 1926, vol. 44, p. 442</i> )				\$15,000.00	\$37,500.00
	Estimated expenditures, 1928 appropriation	Estimated expenditures, 1927 appropriation	Expended and obligated, 1926		
In institutions at \$300, \$400, \$500, \$540, and \$600 per annum	\$12,000.00	\$32,500.00	\$41,087.83		
In boarding homes, \$22, \$25, \$27.50 per month	3,000.00	6,000.00	8,657.75		
Total	15,000.00	38,500.00	49,745.58		
For board and care of all children committed to the guardianship of said board by the courts of the District, and for temporary care of children pending investigation or while being transferred from place to place, with authority to pay not more than \$1,500 each to institutions under sectarian control and not more than \$400 for burial of children dying while under charge of the board ( <i>same acts</i> )				140,000.00	120,000.00
The disbursing officer of the District of Columbia is authorized to advance to the Director of Public Welfare, upon requisitions previously approved by the auditor of the District of Columbia and upon such security as may be required of said director by the commissioners, sums of money not to exceed \$400 at any one time, to be used for expenses in placing and visiting children, traveling on official business of the board, and for office and sundry expenses, all such expenditures to be accounted for to the accounting officers of the District of Columbia within one month on itemized vouchers properly approved.					
	Estimated expenditures, 1928 appropriation	Estimated expenditures, 1927 appropriation	Expended and obligated, 1926		
Boarding homes	\$63,000.00	\$80,000.00	\$101,562.52		
Institutions, nonsectarian	17,500.00	17,500.00	17,271.88		
Institutions, sectarian	6,500.00	6,500.00	6,131.31		
Clothing	12,500.00	12,500.00	12,188.17		
Drugs, dentistry, medical supplies, and attendance	10,100.00	8,100.00	11,960.45		
Burial of wards	400.00	400.00	367.22		
	140,000.00	125,000.00	149,481.55		
Less payments by relatives		5,000.00	4,363.61		
Total	140,000.00	120,000.00	145,117.94		
<i>Home Care for Dependent Children, District of Columbia—</i>					
To carry out the purposes of the act entitled "An act to provide home care for dependent children in the District of Columbia," approved June 22, 1926, including not to exceed <b>[\$10,000]</b> \$10,500 for personal services in the District of Columbia in accordance with the classification act of 1923, fiscal year [1927] 1928 ( <i>acts June 22, 1926, vol. 44, pp. 758-760; July 3, 1926, vol. 44, p. 849</i> )				85,000.00	75,000.00
	Estimated expenditures, 1928 appropriation	Estimated expenditures, 1927 appropriation	Expended and obligated, 1926		
<b>Salaries:</b>					
Professional and scientific service—	<i>Average—</i>	<i>Average—</i>	<i>Average—</i>		
Grade 2, \$2,400 to \$3,000; average, \$2,700—	No. Salary	No. Salary	No. Salary		
Assistant economic analyst	1 \$2,500	1 \$2,400			
Subprofessional service—					
Grade 6, \$1,860 to \$2,400; average, \$2,200—					
Senior social-service worker	1 1,920	1 1,860			
Grade 5, \$1,860 to \$2,040; average, \$1,860—					
Social-service worker	1 1,740	1 1,680			
Grade 4, \$1,500 to \$1,860; average, \$1,680—					
Assistant social-service worker	1 1,560	1 1,500			
Clerical, administrative, and fiscal service—					
Grade 2, \$1,320 to \$1,680; average, \$1,500—					
Junior stenographers	2 1,380	2 1,320			
Total number employees	6	6			
Total salaries	10,480	10,000			
Payment of allowances	74,520	65,000			
Total	85,000	75,000			
<b>Total, Board of Public Welfare, District of Columbia</b>				<b>335,460.00</b>	<b>317,500.00</b>

## Estimates of appropriations required for the service of the fiscal year ending June 30, 1928—Continued

General object (title of appropriation), date of acts, references to Statutes at Large, or to Revised Statutes, and estimated amount required for each detailed object				Total amount to be appropriated under each head of appropriation	Amount appropriated for the fiscal year ending June 30, 1927
<b>Support of Prisoners, District of Columbia—Jail, District of Columbia—</b> <b>Support of prisoners:</b> For maintenance of prisoners of the District of Columbia at the jail, including pay of guards and all other necessary personal services and for support of prisoners therein, expenses incurred in identifying and pursuing escaped prisoners, and rewards for their recapture, repair and improvements to buildings, cells, and locking devices ( <i>acts Mar. 16, 1926, vol. 44, pp. 208-211; May 10, 1926, vol. 44, p. 443</i> )				\$108,000.00	\$101,500.00
	Estimated expenditures, 1928 appropriation	Estimated expenditures, 1927 appropriation	Expended and obligated, 1926		
Salaries:					
Clerical, administrative, and fiscal service—					
Grade 9, \$3,000 to \$3,600; average, \$3,300—	Average—	Average—	Average—		
Senior administrative assistant (assistant superintendent)	No. 1 Salary \$3,300	No. 1 Salary \$3,200	No. 1 Salary \$3,100		
Grade 3, \$1,500 to \$1,860; average, \$1,680—					
Assistant clerk	1 1,860	1 1,860	1 1,860		
Grade 2, \$1,320 to \$1,680; average, \$1,500—					
Junior clerk	1 1,500	1 1,500	1 1,440		
Custodial service—					
Grade 7, \$1,680 to \$2,040; average, \$1,860—					
Senior mechanics	2 1,830	2 1,770	2 1,800		
Grade 6, \$1,500 to \$1,860; average, \$1,680—					
Head guards	3 1,680	3 1,680	3 1,620		
Mechanics	2 1,680	2 1,620	2 1,620		
Supervisor of domestic attendants	1 1,680	1 1,680	1 1,620		
Grade 4, \$1,140 to \$1,500; average, \$1,320—					
Senior guards	19 1,314	19 1,304	19 1,291		
Total number employees	30	30	30		
Total salaries	45,300.00	44,840.00	42,877.69		
Deduct allowances for subsistence, lodging, etc.	2,080.00	2,080.00	1,920.00		
01 Total personal services, cash payment	43,220.00	42,760.00	40,957.69		
Maintenance:					
Salaries	43,220.00	42,760.00	40,957.69		
Food and ice	40,000.00	36,000.00	39,595.55		
Clothing, dry goods, and shoes	2,500.00	2,500.00	2,255.51		
Fuel for heat, light, and power	13,500.00	13,500.00	11,853.78		
Furniture and house furnishings	2,000.00	1,000.00	1,146.69		
Repairs and materials for same	2,500.00	2,500.00	567.66		
Stable, farm, and garden	500.00	500.00	118.29		
Medical and surgical supplies	1,000.00	1,000.00	904.53		
Miscellaneous	2,780.00	1,740.00	963.11		
Total	108,000.00	101,500.00	98,362.81		
<b>Jail, District of Columbia—</b> <b>For the construction of an additional building at the District jail and the rearrangement of the interior construction of the east wing of the present jail building, including equipment, to provide accommodations for not less than 200 additional prisoners] (<i>act July 3, 1926, vol. 44, p. 849</i>)</b>					275,000.00
Additional building at jail: Expenditure, 1927, \$275,000.					
<b>General Administration, Workhouse and Reformatory, District of Columbia—</b> <b>Salaries: For personal services in accordance with the classification act of 1923 (<i>acts, Mar. 16, 1926, vol. 44, pp. 208-211; May 10, 1926, vol. 44, p. 443</i>)</b>				15,000.00	14,650.00
	Estimated expenditures, 1928 appropriation	Estimated expenditures, 1927 appropriation	Expended and obligated, 1926		
Salaries:					
Professional and scientific service—					
Grade 2, \$2,400 to \$3,000; average, \$2,700—	Average—	Average—	Average—		
Assistant medical officer	No. 1 Salary \$2,600	No. 1 Salary \$2,500	No. 1 Salary \$2,400		
Clerical, administrative, and fiscal service—					
Grade 11, \$3,800 to \$5,000; average, \$4,440—					
Administrative officer (general superintendent)	1 4,200	1 4,000	1 4,000		
Grade 4, \$1,680 to \$2,040; average, \$1,860—					
Clerk	1 1,800	1 1,740	1 1,680		
Custodial service—					
Grade 8, \$1,860 to \$2,400; average, \$2,130—					
Principal mechanics	2 1,930	2 1,870	2 1,830		
Grade 6, \$1,500 to \$1,860; average, \$1,680—					
Mechanic	1 1,320	1 1,560	1 1,560		
Grade 5, \$1,320 to \$1,680; average, \$1,500—					
Junior mechanic	1 1,620	1 1,560	1 1,560		
Total number employees	7	7	7		
Total salaries	15,780	15,430	14,840		
Deduct allowances for subsistence, lodging, etc.	780	780	780		
01 Total personal services, cash payment	15,000	14,650	14,060		
The difference between 1928 and 1927 is due to increase in salaries, \$350.					

*Estimates of appropriations required for the service of the fiscal year ending June 30, 1928—Continued*

General object (title of appropriation), date of acts, references to Statutes at Large, or to Revised Statutes, and estimated amount required for each detailed object				Total amount to be appropriated under each head of appropriation	Amount appropriated for the fiscal year ending June 30, 1927
<b>Workhouse, District of Columbia—</b> For personal services in accordance with the classification act of 1923 ( <i>acts</i> Mar. 16, 1926, vol. 44, pp. 208-211; May 10, 1926, vol. 44, p. 443)				\$72, 540. 00	\$70, 240. 00
	Estimated expenditures, 1928 appropriation	Estimated expenditures, 1927 appropriation	Expended and obligated, 1926		
<b>Salaries:</b>					
Professional and scientific service—	<i>Average—</i>	<i>Average—</i>	<i>Average—</i>		
Grade 1, \$1,800 to \$2,400; average, \$2,100—	No. 1 Salary \$1,800	No. 1 Salary \$1,800	No. 1 Salary \$1,800		
Junior veterinarian.....	1 1,800	1 1,800	1 1,800		
Subprofessional service—					
Grade 4, \$1,500 to \$1,850; average, \$1,680—	1 1,500	1 1,500	1 1,380		
Assistant hospital supervisor.....	1 1,140	1 1,140	1 1,140		
Grade 2, \$1,140 to \$1,500; average, \$1,320—	1 1,140	1 1,140	1 1,140		
Hospital supervisor.....	1 1,140	1 1,140	1 1,140		
Clerical, administrative, and fiscal service—					
Grade 9, \$3,000 to \$3,600; average, \$3,300—	1 3,100	1 3,000	1 3,000		
Senior administrative officer.....	1 2,700	1 2,700	1 2,500		
Grade 8, \$2,700 to \$3,300; average, \$3,000—	1 2,700	1 2,700	1 2,500		
Administrative assistant.....	1 1,800	1 1,800	1 1,800		
Grade 4, \$1,680 to \$2,040; average, \$1,860—	1 1,860	1 1,860	1 1,860		
Clerk.....	1 1,320	1 1,320	1 1,320		
Grade 2, \$1,320 to \$1,680; average, \$1,500—	1 1,320	1 1,320	1 1,320		
Junior clerk.....	1 1,320	1 1,320	1 1,320		
Custodial service—					
Grade 8, \$1,800 to \$2,400; average, \$2,100—	1 1,800	1 1,800	1 1,800		
Farm steward.....	1 1,800	1 1,800	1 1,500		
Chief guard.....	1 1,680	1 1,680	1 1,680		
Grade 7, \$1,680 to \$2,040; average, \$1,860—	1 1,680	1 1,680	1 1,680		
Assistant chief guard.....	3 1,500	3 1,500	5 1,530		
Grade 6, \$1,500 to \$1,860; average, \$1,680—	3 1,500	3 1,500	5 1,530		
Foremen of laborers.....	4 1,425	4 1,365	4 1,440		
Grade 5, \$1,320 to \$1,680; average, \$1,500—	4 1,425	4 1,365	4 1,440		
Senior domestic attendants.....	23 1,440	23 1,416	22 1,391		
Principal guard.....	1 1,380	1 1,380	1 1,380		
Junior mechanic.....	1 1,680	1 1,680	1 1,680		
Steward.....	15 1,208	15 1,172	14 1,174		
Grade 4, \$1,140 to \$1,500; average, \$1,320—	15 1,208	15 1,172	14 1,174		
Guards.....	57 82,360.00	57 80,080.00	57 77,797.85		
Total number of employees.....	57 82,360.00	57 80,080.00	57 77,797.85		
Total salaries.....	9,840.00	9,840.00	10,100.00		
Deduct for subsistence, lodging, etc.....	72,540.00	70,240.00	67,697.85		
01 Total personal service, cash payment.....	72,540.00	70,240.00	67,697.85		
The difference between 1928 and 1927 is due to—					
Increase in salaries.....	\$420				
Reallocation increases.....	1,880				
Total increase.....	2,300				
For maintenance, custody, clothing, guarding, care and support of prisoners; rewards for fugitives; provisions, subsistence, medicine, and hospital instruments, furniture, and quarters for guards and other employees and inmates; purchase of tools and equipment; purchase and maintenance of farm implements, livestock, tools, equipment, and miscellaneous items; transportation; maintenance and operation of nonpassenger-carrying motor vehicles; supplies and labor; and all other necessary items ( <i>same acts</i> )				110, 000. 00	90, 000. 00
	Estimated expenditures, 1928 appropriation	Estimated expenditures, 1927 appropriation	Expended and obligated, 1926		
<b>Salaries and wages:</b>					
Skilled laborers and mechanics, at \$5.17, \$5.02, and \$3.50 per day.....	Number 7	Number 7	Number 7		
01 Total salaries and wages.....	\$12,500.00	\$12,450.00	\$12,199.86		
<b>General objects of expenditure:</b>					
Food and ice.....	43,000.00	30,550.00	40,780.78		
Clothing, dry goods, and shoes.....	13,000.00	10,500.00	13,726.93		
Furniture and household furnishings.....	2,000.00	1,000.00	2,428.61		
Medical and surgical supplies.....	500.00	500.00	343.93		
Laundry and cleaning supplies.....	2,000.00	1,600.00	1,833.43		
Repairs to auto truck, gasoline, oils, transportation, tugs, and scows.....	12,000.00	10,000.00	11,464.46		
Farm tools and equipment, forage, stables, etc.....	23,000.00	21,500.00	23,351.35		
Machinery, engineer supplies, hardware, electrical and plumbing, blacksmith supplies, etc.....	500.00	550.00	881.84		
Miscellaneous supplies.....	1,500.00	1,350.00	3,401.00		
Total.....	110,000.00	90,000.00	110,412.19		
For fuel for maintenance and manufacturing ( <i>same acts</i> )				47, 500. 00	47, 500. 00
Fuel for maintenance and manufacturing: Expenditures—1928, \$47,500; 1927, \$47,500; 1926, \$47,173.54.					

## Estimates of appropriations required for the service of the fiscal year ending June 30, 1928—Continued

General object (title of appropriation), date of acts, references to Statutes at Large, or to Revised Statutes, and estimated amount required for each detailed object				Total amount to be appropriated under each head of appropriation	Amount appropriated for the fiscal year ending June 30, 1927
<b>Workhouse, District of Columbia—Continued.</b> For construction, dynamite, oils, repairs to plant, and material for repairs to buildings, roads, and walks ( <i>acts Mar. 16, 1926, vol. 44, pp. 208-211; May 10, 1926, vol. 44, p. 443</i> )				\$60,000.00	\$60,000.00
	Estimated expenditures, 1928 appropriation	Estimated expenditures, 1927 appropriation	Expended and obligated, 1926		
Salaries and wages: Skilled laborers and mechanics, at \$7.25, \$7.02, \$6.10, \$5.75, \$5.50, \$5.25, \$4.75, \$4.50, and \$3.77 per day.....	Number 11	Number 11	Number 11		
01 Total salaries and wages.....	\$25,250.00	\$25,250.00	\$21,530.03		
General objects of expenditure:					
Brick plant.....	4,000.00	4,000.00	3,850.19		
Dynamite.....	250.00	250.00	184.72		
Electrical.....	1,000.00	1,000.00	719.31		
Cement and lime.....	5,000.00	5,000.00	2,798.60		
Hardware and tools.....	3,000.00	3,000.00	1,528.20		
Paint and oils.....	3,000.00	3,000.00	2,639.64		
Plumbing, engineer, etc.....	6,000.00	6,000.00	4,956.62		
Lumber.....	5,000.00	5,000.00	3,730.76		
Construction material, general repairs, miscellaneous, etc.....	7,500.00	7,500.00	2,809.74		
Total.....	60,000.00	60,000.00	44,745.81		
In all, <b>[\$267,740]</b> \$290,040, which sum shall be expended under the direction of the commissioners.					
Total, Workhouse, District of Columbia.....				290,040.00	267,740.00
<b>Reformatory, District of Columbia—</b> Salaries: For personal services in accordance with the classification act of 1923 ( <i>acts Mar. 16, 1926, vol. 44, pp. 208-211; May 10, 1926, vol. 44, p. 443</i> )				50,800.00	50,000.00
	Estimated expenditures, 1928 appropriation	Estimated expenditures, 1927 appropriation	Expended and obligated, 1926		
Salaries:					
Subprofessional service—	Average—	Average—	Average—		
Grade 5, \$1,680 to \$2,040; average, \$1,860—	No. Salary	No. Salary	No. Salary		
Social service worker.....	1 \$1,800	1 \$1,800	1 \$1,800		
Grade 4, \$1,500 to \$1,860; average, \$1,680—					
Head gardener.....	1 1,740	1 1,740	1 1,740		
Assistant laboratory mechanics.....	2 1,740	2 1,740	2 1,740		
Occupational therapy aids.....	3 1,740	3 1,740	3 1,740		
Clerical, administrative, and fiscal service—					
Grade 9, \$3,000 to \$3,600; average, \$3,300—					
Senior administrative assistant.....	1 3,000	1 3,000	1 3,000		
Grade 4, \$1,680 to \$2,040; average, \$1,860—					
Clerk.....	1 1,860	1 1,860	1 1,860		
Grade 2, \$1,320 to \$1,680; average, \$1,500—					
Junior clerks.....	2 1,620	2 1,620	2 1,620		
Custodial service—					
Grade 8, \$1,860 to \$2,400; average, \$2,100—					
Principal supervisor of domestic attendants.....	1 2,200	1 2,200	1 2,200		
Grade 7, \$1,680 to \$2,040; average, \$1,860—					
Assistant chief guard.....	1 1,800	1 1,800	1 1,800		
Grade 6, \$1,500 to \$1,860; average, \$1,680—					
Head guard.....	1 1,620	1 1,620	1 1,620		
Grade 5, \$1,320 to \$1,680; average, \$1,500—					
Principal guards.....	16 1,337	16 1,337	16 1,301		
Grade 4, \$1,140 to \$1,500; average, \$1,320—					
Senior guards.....	9 1,182	9 1,182	9 1,182		
Total number employees.....	39	39	39		
Total salaries.....	58,800	58,000	57,430		
Deduct allowances for subsistence, lodging, etc.....	8,000	8,000	8,400		
01 Total personal services, cash payment.....	50,800	50,000	49,030		
The difference between 1928 and 1927 is due to increase in salaries, \$800.					



*Estimates of appropriations required for the service of the fiscal year ending June 30, 1928—Continued*

General object (title of appropriation), date of acts, references to Statutes at Large, or to Revised Statutes, and estimated amount required for each detailed object

Total amount to be appropriated under each head of appropriation

Amount appropriated for the fiscal year ending June 30, 1927

**Reformatory, District of Columbia—Continued.**

For continuing construction of permanent buildings, including sewers, water mains, roads, and necessary equipment of industrial railroad; [and] for equipment for new buildings; and for material for repairs to buildings, roads, and walks (acts Mar. 16, 1926, vol. 44, pp. 208-211; May 10, 1926, vol. 44, p. 448)

\$53,000.00

\$50,000.00

	Estimated expenditures, 1928 appropriation	Estimated expenditures, 1927 appropriation	Expended and obligated, 1926
	Number	Number	Number
Salaries and wages:			
Engineer and superintendent of construction, at \$2,500 per annum.....	1	1	1
Skilled laborers and mechanics, at \$7.25, \$7.02, \$6.10, \$5.75, \$5.50, \$5.25, \$4.75, \$4.50, and \$3.77 per day.....	14	14	14
01 Total salaries and wages.....	\$23,000.00	\$23,000.00	\$22,951.85
General objects of expenditure:			
Repairs to buildings, roads, and walks.....	3,000.00	4,000.00	3,884.54
Cement and lime.....	6,000.00	6,000.00	5,906.39
Lumber.....	10,000.00	10,000.00	10,027.36
Engineer and plumbing supplies.....	3,000.00	3,000.00	2,802.87
Electrical supplies.....	1,000.00	1,000.00	995.50
Roofing.....	4,000.00	4,000.00	4,274.07
Paints.....	500.00	500.00	569.12
Material for railway.....	2,000.00	2,000.00	586.63
Miscellaneous.....	500.00	500.00	1,889.92
Total.....	53,000.00	54,000.00	53,888.26

For maintenance, custody, clothing, care, and support of inmates; rewards for fugitives; discharge gratuities provided by law; provisions, subsistence, medicine and hospital instruments, furniture, and quarters for guards and other employees and inmates; purchase of tools and equipment; purchase and maintenance of farm implements, livestock, tools, equipment; transportation; maintenance and operation of nonpassenger-carrying motor vehicles; supplies and labor and all other necessary items (*same acts*)

65,000.00

55,000.00

	Estimated expenditures, 1928 appropriation	Estimated expenditures, 1927 appropriation	Expended and obligated, 1926
	Number	Number	Number
Salaries and wages:			
Skilled laborers, at \$5.17, \$5.02, and \$3.50 per day.....	3	3	3
01 Total salaries and wages.....	\$5,000.00	\$4,000.00	\$4,681.21
General objects of expenditure:			
Food and ice.....	27,000.00	24,000.00	21,811.64
Clothing, drygoods, and shoes.....	13,000.00	8,500.00	7,445.58
Furniture and house furnishings.....	1,000.00	500.00	552.35
Medical and surgical supplies.....	1,000.00	500.00	586.23
Laundry and cleaning supplies.....	1,500.00	1,000.00	1,030.08
Transportation.....	1,000.00	500.00	175.75
Broom supplies.....	1,500.00	1,000.00	1,014.31
Stable, farm, and garden.....	10,500.00	10,000.00	8,980.38
Truck and auto supplies (nonpassenger-carrying).....	1,500.00	1,500.00	1,760.71
Miscellaneous.....	2,000.00	3,500.00	6,711.76
Total.....	65,000.00	55,000.00	54,750.00

For fuel (*same acts*)

10,000.00

10,000.00

Fuel: Expenditures—1928, \$10,000; 1927, \$10,000; 1926, \$5,804.02.

[For material for repairs to buildings, roads, and walks] (*same acts*)

4,000.00

In all, [\$169,000] \$178,800, which sum shall be expended under the direction of the commissioners.

Total, Reformatory, District of Columbia

178,800.00

169,000.00

**National Training School for Boys, Contract, District of Columbia—**

For care and maintenance of boys committed to the National Training School for Boys by the courts of the District of Columbia under a contract to be made by the Board of Public Welfare with the authorities of said National Training School for Boys (act May 10, 1926, vol. 44, p. 444)

42,000.00

46,000.00

Actual per capita cost to school for care of boys: Expenditures—1928, \$42,000; 1927, \$46,000; 1926, \$40,225.52.

## Estimates of appropriations required for the service of the fiscal year ending June 30, 1928—Continued

General object (title of appropriation), date of acts, references to Statutes at Large, or to Revised Statutes, and estimated amount required for each detailed object				Total amount to be appropriated under each head of appropriation	Amount appropriated for the fiscal year ending June 30, 1927
<b>National Training School for Girls, District of Columbia—</b> Salaries: For personal services in accordance with the classification act of 1923 (acts Mar. 16, 1926, vol. 44, pp. 208-211; May 10, 1926, vol. 44, p. 444)				\$31,500.00	\$30,920.00
	Estimated expenditures, 1928 appropriation	Estimated expenditures, 1927 appropriation	Expended and obligated, 1926		
Salaries:					
Subprofessional service—	Average—	Average—	Average—		
Grade 8, \$2,400 to \$3,000; average, \$2,700—	No. 1 Salary \$2,600	No. 1 Salary \$2,600	No. 1 Salary \$2,500		
Chief social-service worker.....	1 1,860	1 1,860	1 1,500		
Grade 6, \$1,860 to \$2,400; average, \$2,100—	1 1,560	1 1,560	1 1,520		
Senior social-service worker (assistant superintendent).....	2 1,560	2 1,500	3 1,520		
Grade 4, \$1,500 to \$1,860; average, \$1,680—	1 1,740	1 1,740	1 1,680		
Nurse.....	1 1,560	1 1,560	1 1,500		
Assistant social-service workers.....	2 1,560	2 1,500	3 1,520		
Clerical, administrative, and fiscal service—					
Grade 3, \$1,500 to \$1,860; average, \$1,680—	1 1,740	1 1,740	1 1,680		
Assistant clerk.....	1 1,740	1 1,740	1 1,680		
Custodial service—					
Grade 6, \$1,500 to \$1,860; average, \$1,680—	1 1,560	1 1,500	1 1,500		
Supervisor of domestic attendants.....	1 1,320	1 1,320	1 1,320		
Grade 5, \$1,320 to \$1,680; average, \$1,500—	1 1,320	1 1,320	1 1,320		
Foreman of laborers.....	3 1,373	3 1,340	3 1,320		
Senior domestic attendants.....	1 1,320	1 1,320	1 1,320		
Junior mechanic.....	9 1,253	9 1,253	10 996		
Grade 4, \$1,140 to \$1,500; average, \$1,320—	1 1,140	1 1,140	1 1,140		
Junior domestic attendants.....	1 1,260	1 1,200	1 1,140		
Undermechanic.....	2 1,200	2 1,170	2 1,140		
Senior guard.....	3 1,060	3 1,040	3 1,020		
Assistant foremen of laborers.....	1 1,140	1 1,080	1 1,020		
Grade 3, \$1,020 to \$1,260; average, \$1,140—					
Senior laborers.....	3 1,060	3 1,040	3 1,020		
Underdomestic attendant.....	1 1,140	1 1,080	1 1,020		
Total number of employees.....	29	29	30		
Total salaries.....	39,600.00	39,020.00	35,970.65		
Deduct allowance for subsistence, lodging, etc.....	8,100.00	8,100.00	8,100.00		
01 Total personal services, cash payment.....	31,500.00	30,920.00	27,870.65		
The difference between 1928 and 1927 is due to increase in salaries, \$580.					
For groceries, provisions, light, fuel, soap, oil, lamps, candles, clothing, shoes, forage, horseshoeing, medicines, medical attendance, transportation, labor, sewing machines, fixtures, books, magazines, and other supplies which represent greater educational advantages; stationery, horses, vehicles, harness, cows, pigs, fowls, sheds, fences, repairs, typewriting, stenography, and other necessary items, including compensation not exceeding \$1,000 for additional labor or services; for identifying and pursuing escaped inmates, and for rewards for their capture; for transportation and other necessary expenses incident to securing suitable homes for paroled or discharged girls, and for maintenance of nonpassenger-carrying motor vehicles (same acts)				35,000.00	36,000.00
	Estimated expenditures, 1928 appropriation	Estimated expenditures, 1927 appropriation	Expended and obligated, 1926		
Temporary labor.....	\$1,000.00	\$1,000.00	\$765.00		
Food and ice.....	9,000.00	9,000.00	10,616.29		
Clothing, dry goods, and shoes.....	3,000.00	3,000.00	3,161.75		
Heat, light, and power.....	6,000.00	6,000.00	5,356.62		
Furniture and household furnishings.....	3,000.00	3,000.00	2,787.87		
Repairs and materials for same.....	3,000.00	3,000.00	3,548.89		
Stable, farm, and garden.....	2,500.00	2,500.00	4,639.55		
Medical and dental supplies and attendance.....	3,000.00	3,000.00	3,157.90		
Laundry and cleaning supplies.....	500.00	500.00	778.62		
Miscellaneous.....	4,000.00	5,000.00	1,965.53		
Total.....	35,000.00	36,000.00	36,778.02		
[For the purchase of one-ton motor truck].....					1,500.00
Total, National Training School for Girls, District of Columbia.....				66,500.00	68,420.00

*Estimates of appropriations required for the service of the fiscal year ending June 30, 1928—Continued*

General object (title of appropriation), date of acts, references to Statutes at Large, or to Revised Statutes, and estimated amount required for each detailed object				Total amount to be appropriated under each head of appropriation	Amount appropriated for the fiscal year ending June 30, 1927
<b>Medical Charities, District of Columbia—</b> For care and treatment of indigent patients under contracts to be made by the Board of Public Welfare with the following institutions and for not to exceed the following amounts, respectively: Freedmen's Hospital ( <i>act May 10, 1926, vol. 44, p. 444</i> )				\$42, 500. 00	\$42, 500. 00
	Estimated expenditures, 1928 appropriation	Estimated expenditures, 1927 appropriation	Expended and obligated, 1926		
Adults, at \$2 per day	\$39, 800	\$39, 800	\$39, 740		
Children, at \$1.25 per day	2, 000	2, 000	2, 025		
Infants, at 50 cent per day	700	700	735		
Total	42, 500	42, 500	42, 500		
Columbia Hospital for Women and Lying-in Asylum ( <i>same act</i> )				17, 000. 00	17, 000. 00
	Estimated expenditures, 1928 appropriation	Estimated expenditures, 1927 appropriation	Expended and obligated, 1926		
Adults, at \$2 per day	\$15, 000. 00	\$15, 000. 00	\$13, 006. 00		
Infants, at 50 cents per day	2, 000. 00	2, 000. 00	1, 592. 50		
Total	17, 000. 00	17, 000. 00	14, 598. 50		
Children's Hospital ( <i>same act</i> )				22, 000. 00	20, 000. 00
Children, at \$1.50 per day: Expenditures—1928, \$22,000; 1927, \$20,000. Children, at \$1.25 per day: Expenditure, 1926, \$20,000.					
Providence Hospital ( <i>same act</i> )				17, 000. 00	17, 000. 00
Adults, at \$2 per day: Expenditures—1928, \$17,000; 1927, \$17,000; 1926, \$17,000.					
Garfield Memorial Hospital ( <i>same act</i> )				17, 000. 00	17, 000. 00
	Estimated expenditures, 1928 appropriation	Estimated expenditures, 1927 appropriation	Expended and obligated, 1926		
Adults, at \$2 per day	\$16, 700	\$16, 700	\$14, 765		
Infants, at 50 cents per day	300	300	235		
Total	17, 000	17, 000	15, 000		
Central Dispensary and Emergency Hospital ( <i>same act</i> )				23, 000. 00	23, 000. 00
	Estimated expenditures, 1928 appropriation	Estimated expenditures, 1927 appropriation	Expended and obligated, 1926		
Ward cases, at \$2 per day	\$14, 500. 00	\$14, 500. 00	\$14, 266. 00		
Emergency cases, at \$1 each	3, 800. 00	3, 800. 00	3, 672. 00		
Dispensary cases, at \$0.15 each	100. 00	100. 00	98. 50		
Radiographs, at \$1.50 each	1, 300. 00	1, 300. 00	1, 648. 50		
Ambulance runs, at \$1 each	3, 300. 00	3, 300. 00	3, 317. 00		
Total	23, 000. 00	23, 000. 00	23, 000. 00		
Eastern Dispensary and Casualty Hospital ( <i>same act</i> )				10, 000. 00	10, 000. 00
	Estimated expenditures, 1928 appropriation	Estimated expenditures, 1927 appropriation	Expended and obligated, 1926		
Ward cases, at \$2 per day	\$6, 100. 00	\$6, 100. 00	\$4, 938. 00		
Emergency cases, at \$1 each	1, 400. 00	1, 400. 00	1, 450. 00		
Dispensary cases, at \$0.15 each	40. 00	40. 00	35. 10		
Redressings, at \$0.30 each	50. 00	50. 00	29. 50		
Radiographs, at \$1 each	490. 00	410. 00	208. 50		
Ambulance runs, at \$1.50 each	2, 000. 00	2, 000. 00	1, 886. 00		
Total	10, 000. 00	10, 000. 00	8, 547. 10		

*Estimates of appropriations required for the service of the fiscal year ending June 30, 1928—Continued*

General object (title of appropriation), date of acts, references to Statutes at Large, or to Revised Statutes, and estimated amount required for each detailed object				Total amount to be appropriated under each head of appropriation	Amount appropriated for the fiscal year ending June 30, 1927
<b>Medical Charities, District of Columbia—Continued.</b>					
Washington Home for Incurables ( <i>act May 10, 1926, vol. 44, p. 444</i> )-----				\$5,000.00	\$10,000.00
Indigent patients, at \$7.50 per week: Expenditures—1928, \$5,000; 1927, \$10,000. Indigent patients, at \$5 per week: Expenditures, 1926, \$5,000.					
Georgetown University Hospital ( <i>same act</i> )-----				8,000.00	8,000.00
	Estimated expenditures, 1928 appropriation	Estimated expenditures, 1927 appropriation	Expended and obligated, 1926		
Adults, at \$2 per day-----	\$7,500	\$7,500	\$4,862		
Infants, at 50 cents per day-----	500	500	138		
Total-----	8,000	8,000	5,000		
George Washington University Hospital ( <i>same act</i> )-----				8,000.00	8,000.00
	Estimated expenditures, 1928 appropriation	Estimated expenditures, 1927 appropriation	Expended and obligated, 1926		
Adults, at \$2 per day-----	\$7,950.00	\$7,950.00	\$4,096.00		
Infants, at 50 cents per day-----	50.00	50.00	37.50		
Total-----	8,000.00	8,000.00	4,133.50		
<b>Maintenance, etc., Columbia Hospital for Women, District of Columbia—</b>					
Columbia Hospital and Lying-in Asylum:					
For general repairs and for additional construction, including labor and material, and for expenses of heat, light, and power required in and about the operation of the hospital, [ <del>\$25,000</del> ] \$15,000 to be expended in the discretion and under the direction of the Architect of the Capitol ( <i>act May 10, 1926, vol. 44, p. 444</i> )-----				15,000.00	25,000.00
Fuel, light and power, and general repair: Expenditures—1928, \$15,000; 1927, \$25,000; 1926, \$14,500.					
<b>Tuberculosis Hospital, District of Columbia—</b>					
Salaries: For personal services in accordance with the classification act of 1923 ( <i>acts Mar. 16, 1926, vol. 44, pp. 208-211; May 10, 1926, vol. 44, p. 444</i> )-----				55,300.00	54,400.00
	Estimated expenditures, 1928 appropriation	Estimated expenditures, 1927 appropriation	Expended and obligated, 1926		
Salaries:					
Professional and scientific service—	Average—	Average—	Average—		
Grade 3, \$3,000 to \$3,600; average, \$3,300—	No. Salary	No. Salary	No. Salary		
Associate medical officer (superintendent)-----	1 \$3,100	1 \$3,100	1 \$3,000		
Grade 2, \$2,400 to \$3,000; average, \$2,700—					
Assistant medical officer-----	1 2,500	1 2,400	1 2,400		
Subprofessional service—					
Grade 6, \$1,860 to \$2,400; average, \$2,100—					
Assistant chief nurse-----	1 1,920	1 1,920	1 1,860		
Grade 4, \$1,500 to \$1,860; average, \$1,680—					
Nurses-----	10 1,560	10 1,536	10 1,500		
Dietitian-----	1 1,620	1 1,560	1 1,500		
Grade 2, \$1,140 to \$1,500; average, \$1,320—					
Hospital attendants-----	3 1,180	3 1,140	3 1,140		
Clerical, administrative, and fiscal service—					
Grade 3, \$1,500 to \$1,860; average, \$1,680—					
Head typist-----	1 1,560	1 1,560	1 1,500		
Custodial service—					
Grade 6, \$1,500 to \$1,860; average, \$1,680—					
Mechanic-----	1 1,560	1 1,560	1 1,500		
Grade 5, \$1,320 to \$1,680; average, \$1,500—					
Senior domestic attendants-----	2 1,410	2 1,410	2 1,350		
Grade 4, \$1,140 to \$1,500; average, \$1,320—					
Undermechanics-----	5 1,188	5 1,164	5 1,140		
Junior domestic attendant-----	1 1,140	1 1,140			
Grade 3, \$1,020 to \$1,260; average, \$1,140—					
Senior laborers-----	1 1,080	1 1,080	2 1,020		
Under domestic attendants-----	3 1,060	3 1,060	1 1,020		
Grade 2, \$900 to \$1,140; average, \$1,020—					
Minor domestic attendants-----	18 923	18 903	18 900		
Special class—					
Röntgenologist-----	1 1,320	1 1,320	1 1,320		
Pathologist-----	1 1,140	1 1,140	1 1,140		
Assistant resident physician-----	1 1,140	1 1,140	1 1,140		
Total number employees-----	52	52	50		
Total salaries-----	65,580.00	64,680.00	60,981.41		
Deduct allowance for subsistence, lodging, etc-----	10,280.00	10,280.00	10,620.00		
01 Total personal services, cash payment-----	55,300.00	54,400.00	50,361.41		
The difference between 1928 and 1927 is due to increase in salaries, \$900.					

*Estimates of appropriations required for the service of the fiscal year ending June 30, 1928—Continued*

General object (title of appropriation), date of acts, references to Statutes at Large, or to Revised Statutes, and estimated amount required for each detailed object				Total amount to be appropriated under each head of appropriation	Amount appropriated for the fiscal year ending June 30, 1927
<b><i>Tuberculosis Hospital, District of Columbia—Continued.</i></b>					
For provisions, fuel, forage, harness and vehicles, and repairs to same, gas, ice, shoes, clothing, dry goods, tailoring, drugs and medical supplies, furniture and bedding, kitchen utensils, books and periodicals not to exceed \$50, temporary services not to exceed \$1,000, maintenance of motor truck, and other necessary items ( <i>acts Mar. 16, 1926, vol. 44, pp. 208-211; May 10, 1926, vol. 44, p. 444</i> )				\$57,500.00	\$56,000.00
	Estimated expenditures, 1928 appropriation	Estimated expenditures, 1927 appropriation	Expended and obligated, 1926		
Labor.....	\$1,000.00	\$1,000.00	\$549.00		
Food and ice.....	37,000.00	37,000.00	37,443.83		
Heat, light, and power.....	8,500.00	8,500.00	6,613.01		
Clothing and dry goods.....	3,500.00	3,500.00	1,448.76		
Medical and surgical supplies.....	2,000.00	2,000.00	1,750.11		
Miscellaneous.....	5,500.00	4,000.00	7,122.28		
Total.....	57,500.00	56,000.00	54,926.99		
For repairs and improvements to buildings and grounds, including roads and sidewalks, and not exceeding \$10,000 for inclosing porches ( <i>same acts</i> )				16,000.00	5,000.00
	Estimated expenditures, 1928 appropriation	Estimated expenditures, 1927 appropriation	Expended and obligated, 1926		
Personal services (wages).....	\$2,500.00	\$2,500.00	\$2,761.46		
Inclosing porches.....	10,000.00				
Allotment to superintendent of repairs.....	500.00	500.00	488.39		
Work on grounds.....			150.00		
Painting and repairs to outside of building.....			2,870.00		
Materials, etc.....	3,000.00	2,000.00	1,720.54		
Total.....	16,000.00	5,000.00	7,990.39		
Total, Tuberculosis Hospital, District of Columbia				128,800.00	115,400.00
<b><i>Gallinger Municipal Hospital, District of Columbia—</i></b>					
Salaries: For personal services in accordance with the classification act of 1923 ( <i>acts Mar. 16, 1926, vol. 44, pp. 208-211; May 10, 1926, vol. 44, p. 445</i> )				185,000.00	185,000.00
	Estimated expenditures, 1928 appropriation	Estimated expenditures, 1927 appropriation	Expended and obligated, 1926		
Salaries:					
Professional and scientific service—	Average—	Average—	Average—		
Grade 4, \$3,800 to \$5,000; average, \$4,400—	No. Salary	No. Salary	No. Salary		
Medical officer (superintendent).....	1 \$3,800	1 \$3,800	1 \$3,800		
Grade 2, \$2,400 to \$3,000; average, \$2,700—					
Resident clinical directors.....	3 2,400	3 2,400	3 2,400		
Psychologist.....	1 2,400	1 2,400	1 2,400		
Subprofessional service—					
Grade 7, \$2,100 to \$2,700; average, \$2,400—					
Chief nurse.....	1 2,100	1 2,100	1 2,100		
Grade 6, \$1,860 to \$2,400; average, \$2,100—					
Chief occupational therapy aid.....	1 1,860	1 1,860			
Senior pharmacist.....	1 1,860	1 1,860	1 1,860		
Grade 5, \$1,680 to \$2,040; average, \$1,860—					
Assistant chief occupational therapy aid.....	1 1,680	1 1,680			
Head nurses.....	3 1,680	1 1,680	1 1,680		
Head dietitian.....	1 1,680	1 1,680	1 1,680		
Grade 4, \$1,500 to \$1,800; average, \$1,680—					
Nurses.....	11 1,500	11 1,500	12 1,500		
Physiotherapy aids.....	2 1,560	2 1,560	2 1,560		
Grade 3, \$1,320 to \$1,680; average, \$1,500—					
Junior medical technician.....	1 1,380	1 1,380	1 1,380		
Grade 2, \$1,140 to \$1,500; average, \$1,320—					
Hospital attendants.....	45 1,141	45 1,141	46 1,141		
Clerical, administrative, and fiscal service—					
Grade 4, \$1,680 to \$2,040; average, \$1,860—					
Clerk.....	1 1,740	1 1,740	1 1,740		
Grade 3, \$1,500 to \$1,860; average, \$1,680—					
Clerk-stenographer.....			1 1,500		
Grade 2, \$1,320 to \$1,680; average, \$1,500—					
Junior clerk-typists.....	2 1,500	2 1,500	2 1,500		
Junior clerks.....	3 1,320	3 1,320	2 1,320		
Grade 1, \$1,140 to \$1,500; average, \$1,320—					
Underclerks.....	3 1,230	3 1,230	3 1,230		

## Estimates of appropriations required for the service of the fiscal year ending June 30, 1928—Continued

General object (title of appropriation), date of acts, references to Statutes at Large, or to Revised Statutes, and estimated amount required for each detailed object				Total amount to be appropriated under each head of appropriation	Amount appropriated for the fiscal year ending June 30, 1927
<b>Gallinger Municipal Hospital, District of Columbia—Continued.</b>					
	Estimated expenditures, 1928 appropriation	Estimated expenditures, 1927 appropriation	Expended and obligated, 1926		
<b>Salaries—Continued.</b>					
<b>Custodial service—</b>					
Grade 8, \$1,860 to \$2,400; average, \$2,100—	<i>Average—</i>	<i>Average—</i>	<i>Average—</i>		
Principal mechanic.....	No. 1 Salary \$2,100	No. 1 Salary \$2,100	No. 1 Salary \$2,100		
Grade 6, \$1,500 to \$1,860; average, \$1,680—					
Mechanics.....	8 1,545	8 1,545	10 1,536		
Grade 5, \$1,320 to \$1,680; average, \$1,500—					
Senior domestic attendant.....	1 1,320	1 1,320	1 1,320		
Mechanics.....	4 1,335	4 1,335	4 1,335		
Grade 4, \$1,140 to \$1,500; average, \$1,320—					
Assistant foremen of laborers.....	2 1,290	2 1,290	2 1,290		
Undermechanics.....	4 1,200	4 1,200	3 1,180		
Junior domestic attendants.....	2 1,140	2 1,140	2 1,140		
Grade 3, \$1,020 to \$1,280; average, \$1,140—					
Under domestic attendants.....	7 1,029	7 1,029	7 1,029		
Guard (watchman).....	1 1,020	1 1,020	1 1,020		
Messengers.....			2 1,020		
Minor mechanics.....	3 1,040	3 1,040	3 1,040		
Senior laborers.....	3 1,040	3 1,040	3 1,040		
Grade 2, \$900 to \$1,140; average, \$1,020—					
Minor domestic attendants.....	35 905	35 905	37 905		
<b>Special class—</b>					
Visiting physician.....	1 1,860	1 1,860	1 1,860		
Pathologist.....	1 1,140	1 1,140	1 1,140		
Röntgenologist.....	1 1,320	1 1,320	1 1,320		
Dentist.....	1 480	1 480	1 480		
Anesthetist.....	1 1,140	1 1,140	1 1,140		
Resident physicians.....	4 1,140	4 1,140	5 1,140		
Assistant resident physicians.....			2 1,140		
Pupil nurses (second year).....	19 660	19 660	19 660		
Pupil nurses (first year).....	40 630	40 630	22 630		
Total number employees.....	220	218	208		
Total salaries.....	238,580	238,580	216,349		
Deduct allowance for subsistence, lodging, etc.....	53,580	53,580	50,880		
01 Total personal services, cash payment.....	185,000	185,000	165,469		
For maintenance, maintenance of horses and horse-drawn vehicles, books of reference, and periodicals, not to exceed \$50, maintenance of nonpassenger-carrying vehicles, and all other necessary expenses ( <i>acts Mar. 16, 1926, vol. 44, pp. 208-211; May 10, 1926, vol. 44, p. 445</i> ).....				\$140,000.00	\$140,000.00
	Estimated expenditures, 1928 appropriation	Estimated expenditures, 1927 appropriation	Expended and obligated, 1926		
<b>Food supplies.....</b>	\$75,000.00	\$76,000.00	\$75,534.12		
Clothing and dry goods.....	8,000.00	7,000.00	6,169.25		
Fuel, light, power, and engineers' supplies.....	35,000.00	36,000.00	31,140.71		
Furniture and household furnishings.....	4,000.00	3,500.00	3,292.81		
Medical and surgical supplies and instruments.....	10,000.00	10,000.00	9,432.59		
Expenses of stable, farm, and garden.....	1,900.00	1,900.00	1,887.96		
Miscellaneous.....	6,100.00	5,600.00	6,702.56		
Total.....	140,000.00	140,000.00	134,160.00		
For repairs to buildings ( <i>same acts</i> ).....				5,000.00	5,000.00
	Estimated expenditures, 1928 appropriation	Estimated expenditures, 1927 appropriation	Expended and obligated, 1926		
Allotment to superintendent of repairs.....	\$500.00	\$500.00	\$2,600.00		
Lumber.....	2,500.00	2,500.00	839.94		
Paints.....	2,000.00	2,000.00	1,542.99		
Total.....	5,000.00	5,000.00	4,982.93		
[Purchase, installation, and repair of special apparatus and equipment for hospital and laboratories].....					7,050.00
Purchase of [a reference library] books, musical instruments and music, expenses of commencement exercises, entertainments, and other incidental expenses of the training school for nurses ( <i>same acts</i> ).....				500.00	500.00
Purchase of books, musical instruments, etc.: Expenditures—1928, \$500; 1927, \$500.					

General object (title of appropriation), date of acts, references to Statutes at Large, or to Revised Statutes, and estimated amount required for each detailed object

Amount appropriated for  
the fiscal year ending  
June 30, 1927

**[For continuing the construction of the domestic building at Gallinger Municipal Hospital, and commencing the construction of an additional ward building of not less than 250 beds, including mechanical and other equipment, furniture, and furnishings, \$300,000: *Provided*, That the Commissioners of the District of Columbia are authorized to enter into contract or contracts for the construction of said buildings, including all equipment, furniture, and furnishings, at a total cost not to exceed \$1,000,000, which shall include any unexpended balances remaining of appropriations heretofore made for buildings at said hospital and the amount herein appropriated: *Provided further*, That of said authorized total cost not less than \$75,000 shall be available only for the furniture, furnishings, and equipment of said ward building.]**-----

**\$10,000.00**

**\$300,000.00**

**340, 500. 00**

637, 550. 00

**[For continuing construction of the home and school for feeble-minded persons, as authorized by the District of Columbia appropriation act approved February 28, 1923, by day labor or otherwise as the commissioners may consider to be most advantageous to the District of Columbia].-----**

100,000.00

35,000.00

**25, 000. 00**

ed for FRASER  
 raser.stlouisfed.org/  
 l Reserve Bank of St. Louis

## Estimates of appropriations required for the service of the fiscal year ending June 30, 1928—Continued

General object (title of appropriation), date of acts, references to Statutes at Large, or to Revised Statutes, and estimated amount required for each detailed object				Total amount to be appropriated under each head of appropriation	Amount appropriated for the fiscal year ending June 30, 1927
<b>District Training School, District of Columbia—Site and Buildings—Continued.</b>					
For maintenance and other necessary expenses, including the maintenance of nonpassenger-carrying motor vehicles, [and] the purchase and maintenance of horses and wagons, and not to exceed \$2,700 for the purchase and equipment of one two-ton motor truck (acts Mar. 16, 1926, vol. 44, pp. 208-211; May 10, 1926, vol. 44, p. 445)				\$56,700.00	\$45,000.00
	Estimated expenditures, 1928 appropriation	Estimated expenditures, 1927 appropriation	Expended and obligated, 1926		
Salaries and wages:					
Superintendent.....			\$3,780.00		
Skilled laborers and mechanics, at \$3, \$3.50, and \$4 per day.....			7,306.27		
01 Total salaries and wages.....			11,086.27		
Maintenance:					
Salaries.....			11,086.27		
Food, ice, and groceries.....	\$26,600.00	\$18,080.00	3,426.46		
Heat, light, and power.....	6,600.00	5,600.00	1,462.54		
Clothing, drygoods, and shoes.....	7,130.00	4,550.00	885.31		
Furniture and house furnishings.....	3,500.00	4,200.00	1,936.10		
Medical and surgical supplies.....	600.00	860.00	68.55		
Stable, farm, garden, etc.....	4,620.00	5,600.00	3,597.28		
Purchase of auto truck.....			1,255.45		
Repairs and maintenance of same.....		400.00	147.36		
Miscellaneous.....	4,950.00	5,730.00	1,567.78		
Purchase of 2-ton motor truck.....	2,700.00				
Total.....	56,700.00	45,000.00	25,433.10		
[For the purchase and installation of laundry machinery and equipment.].....					12,000.00
[For the purchase of dairy herd, horses, mules, and farm machinery and equipment.].....					6,000.00
[For repairs and improvements to dwelling house, barn, and other out-buildings, and fencing of farm.].....					4,500.00
[For furniture, furnishings, kitchen equipment, and other necessary items for furnishing and equipping the new buildings.].....					25,000.00
For the erection of cow barn and hayloft, including equipment (submitted).....				9,000.00	
Construction of cow barn and hayloft: Expenditure, 1928, \$7,900. Purchase of equipment: Expenditure, 1928, \$1,100.					
For the erection of two additional dormitories (submitted).....				150,000.00	
Erection of 2 dormitories: Expenditures—1928, \$150,000; 1927, \$110,236; 1926, \$218,950.62.					
For the construction of implement and tool house (submitted).....				5,000.00	
Construction of implement and tool house: Expenditure, 1928, \$5,000.					
Total, District Training School, District of Columbia.....				255,700.00	217,500.00
<b>Industrial Home School for Colored Children, District of Columbia—</b>					
Salaries: For personal services in accordance with the classification act of 1923 (acts Mar. 16, 1926, vol. 44, pp. 208-211; May 10, 1926, vol. 44, p. 445)				28,500.00	27,040.00
	Estimated expenditures, 1928 appropriation	Estimated expenditures, 1927 appropriation	Expended and obligated, 1926		
Salaries:					
Subprofessional service—	Average—	Average—	Average—		
Grade 8, \$2,400 to \$3,000; average, \$2,700—	No. Salary	No. Salary	No. Salary		
Chief social worker.....	1 \$2,700	1 \$2,600	1 \$2,500		
Grade 4, \$1,500 to \$1,800; average, \$1,680—					
Junior educational assistants.....	3 1,560	3 1,540	3 1,500		
Grade 2, \$1,140 to \$1,500; average, \$1,320—					
Hospital attendant.....	1 1,260	1 1,260	1 1,200		
Clerical, administrative, and fiscal service—					
Grade 3, \$1,500 to \$1,800; average, \$1,680—					
Junior clerk.....	1 1,620	1 1,620	1 1,560		
Custodial service—					
Grade 6, \$1,500 to \$1,800; average, \$1,680—					
General foreman of laborers.....	1 1,560	1 1,500	1 1,560		
Principal guard.....	1 1,620	1 1,620	1 1,560		
Mechanics.....	2 1,590	2 1,590	2 1,530		
Grade 5, \$1,320 to \$1,680; average, \$1,500—					
Senior domestic attendant.....	1 1,440	1 1,440	1 1,380		
Grade 4, \$1,140 to \$1,500; average, \$1,320—					
Junior domestic attendants.....	7 1,234	7 1,200	6 1,170		
Assistant foreman of laborers.....	1 1,200	1 1,140			
Grade 3, \$1,020 to \$1,260; average, \$1,140—					
Senior laborers.....	3 1,120	3 1,060	3 1,020		
Under domestic attendants.....	2 1,140	2 1,110	2 1,050		
Grade 2, \$900 to \$1,140; average, \$1,020—					
Minor domestic attendants.....	2 960	2 960	2 900		
Total number of employees.....	26	26	24		
Total salaries.....	35,460.00	34,840.00	30,443.77		
educt allowance for subsistence, lodging, etc.....	7,800.00	7,800.00	7,200.00		
Cash payment, salaries.....	27,660.00	27,040.00	23,243.77		



*Estimates of appropriations required for the service of the fiscal year ending June 30, 1928—Continued*

General object (title of appropriation), date of acts, references to Statutes at Large, or to Revised Statutes, and estimated amount required for each detailed object				Total amount to be appropriated under each head of appropriation	Amount appropriated for the fiscal year ending June 30, 1927
<b>Industrial Home School for Colored Children, District of Columbia—Continued.</b>					
	Estimated expenditures, 1928 appropriation	Estimated expenditures, 1927 appropriation	Expended and obligated, 1926		
<b>NEW POSITIONS RECOMMENDED</b>					
Salaries:					
Custodial service—	Average—	Average—	Average—		
Grade 4, \$1,140 to \$1,500; average, \$1,320—	No. Salary	No. Salary	No. Salary		
Junior domestic attendant.....	1 \$1,140				
Total number of employees.....	27				
Total salaries.....	28,800				
Deduct allowance for subsistence, lodging, etc., for 1 new employee.....	300				
01 Total persona services, cash payment.....	28,500				
The difference between 1928 and 1927 is due to—					
1 new position.....	\$1,140				
Increase in salaries.....	320				
Total increase.....	1,460				
Temporary labor ( <i>acts Mar. 16, 1926, vol. 44, pp. 208-211; May 10, 1926, vol. 44, p. 445</i> ).....				\$500. 00	\$500. 00
	Estimated expenditures, 1928 appropriation	Estimated expenditures, 1927 appropriation	Expended and obligated, 1926		
Laborer, at \$60 per month.....	\$440	\$440	\$405		
1 domestic attendant, at \$60 per month.....	60	60	60		
Total.....	500	500	465		
For maintenance, including horses, wagons, and harness, and maintenance of nonpassenger-carrying motor vehicles ( <i>same acts</i> ).....				21,500. 00	21,450. 00
	Estimated expenditures, 1928 appropriation	Estimated expenditures, 1927 appropriation	Expended and obligated, 1926		
Food and ice.....	\$8,000. 00	\$8,000. 00	\$7,569. 38		
Laundry and cleaning supplies.....	250. 00	200. 00	196. 53		
Clothing, dry goods, and shoes.....	6,000. 00	5,900. 00	5,636. 31		
Heat, light, and power.....	3,000. 00	3,000. 00	2,868. 87		
Medical and surgical supplies.....	200. 00	200. 00	95. 68		
Furniture and house furnishings.....	1,000. 00	700. 00	1,677. 62		
Stable, farm, and garden.....	2,000. 00	2,450. 00	2,389. 35		
Maintenance of nonpassenger carrying vehicles.....	700. 00	400. 00	221. 84		
Miscellaneous.....	350. 00	600. 00	625. 36		
Total.....	21,500. 00	21,450. 00	21,280. 94		
For repairs and improvements to buildings and grounds ( <i>same acts</i> ).....				2,500. 00	2,500. 00
	Estimated expenditures, 1928 appropriation	Estimated expenditures, 1927 appropriation	Expended and obligated, 1917		
Wages.....	\$1,000. 00	\$1,000. 00	\$897. 00		
Materials.....	1,500. 00	1,500. 00	1,442. 17		
Total.....	2,500. 00	2,500. 00	2,339. 17		
For manual training equipment and materials ( <i>same acts</i> ).....				1,250. 00	1,250. 00
	Estimated expenditures, 1928 appropriation	Estimated expenditures, 1927 appropriation	Expended and obligated, 1926		
Materials.....	\$500. 00	\$500. 00	\$337. 29		
Machinery.....	750. 00	750. 00	397. 85		
Total.....	1,250. 00	1,250. 00	1,235. 14		
All moneys received at said school as income from sale of products and from payment of board or of instruction or otherwise shall be paid into the Treasury of the United States to the credit of the District of Columbia.					
Total, Industrial Home School for Colored Children, District of Columbia.....				54,250. 00	52,740. 00

*Estimates of appropriations required for the service of the fiscal year ending June 30, 1928—Continued*

General object (title of appropriation), date of acts, references to Statutes at Large, or to Revised Statutes, and estimated amount required for each detailed object				Total amount to be appropriated under each head of appropriation	Amount appropriated for the fiscal year ending June 30, 1927
<b>Industrial Home School, District of Columbia—</b>					
Salaries: For personal services in accordance with the classification act of 1923 (acts Mar. 16, 1926, vol. 44, pp. 208-211; May 10, 1926, vol. 44, p. 446)				\$20, 800. 00	\$20, 380. 00
	Estimated expenditures, 1928 appropriation	Estimated expenditures, 1927 appropriation	Expended and obligated, 1926		
Salaries:					
Subprofessional service—	Average—	Average—	Average—		
Grade 8, \$2,400 to \$3,000; average, \$2,700—	No. Salary	No. Salary	No. Salary		
Chief social-service worker (superintendent).....	1 \$2, 500	1 \$2, 500	1 \$2, 400		
Grade 4, \$1,500 to \$1,680; average, \$1,680—					
Head gardener.....	1 1, 560	1 1, 500	1 1, 500		
Nurse.....	1 1, 560	1 1, 560	1 1, 560		
Clerical, administrative, and fiscal service—					
Grade 3, \$1,500 to \$1,680; average, \$1,680—					
Assistant clerk.....	1 1, 560	1 1, 500	1 1, 500		
Custodial service—					
Grade 6, \$1,500 to \$1,680; average, \$1,680—					
Mechanic.....	1 1, 560	1 1, 560	1 1, 500		
Supervisor domestic attendants.....	1 1, 560	1 1, 500	1 1, 300		
Grade 5, \$1,320 to \$1,680; average, \$1,500—					
Junior mechanic.....	1 1, 380	1 1, 320	1 1, 320		
Senior domestic attendant.....	1 1, 380	1 1, 320	1 1, 320		
Grade 4, \$1,140 to \$1,500; average, \$1,320—					
Assistant foreman of laborers.....	1 1, 440	1 1, 380	1 1, 380		
Junior domestic attendants.....	6 1, 210	6 1, 200	6 1, 140		
Grade 3, \$1,020 to \$1,260; average, \$1,140—					
Underdomestic attendants.....	4 1, 035	4 1, 035	4 1, 020		
Grade 2, \$600 to \$1,140; average, \$1,020—					
Minor domestic attendant.....	1 900	1 900	1 900		
Total number of employees.....	20	20	20		
Total salaries.....	26, 800. 00	26, 380. 00	25, 228. 11		
Deduct allowance for subsistence, lodging, etc.....	6, 000. 00	6, 000. 00	6, 000. 00		
01 Total personal services (cash payment).....	20, 800. 00	20, 380. 00	19, 228. 11		
The difference between 1928 and 1927 is due to increase in salaries, \$420.					
<b>Temporary labor (same acts)</b> .....				400. 00	400. 00
Laborers, at \$2 and \$3.50 per day: Expenditures—1928, \$400; 1927, \$400; 1926, \$395.64.					
<b>For maintenance, including care of horses, purchase and care of wagon and harness (same acts)</b> .....				24, 600. 00	24, 600. 00
	Estimated expenditures, 1928 appropriation	Estimated expenditures, 1927 appropriation	Expended and obligated, 1926		
Food and ice.....	\$11, 150. 00	\$11, 000. 00	\$12, 331. 93		
Clothing, dry goods, and shoes.....	4, 500. 00	4, 400. 00	3, 248. 47		
Furniture and household furnishings.....	1, 850. 00	2, 000. 00	1, 761. 01		
Laundry and cleaning supplies.....	225. 00	200. 00	373. 00		
Medical attendance, drugs, dentistry.....	1, 200. 00	1, 100. 00	381. 11		
Stable, farm, and garden.....	800. 00	700. 00	1, 143. 39		
Heat, light, and power.....	3, 800. 00	4, 200. 00	4, 236. 90		
Shop supplies and hardware.....	700. 00	600. 00	326. 83		
Miscellaneous.....	375. 00	400. 00	761. 12		
Total.....	24, 600. 00	24, 600. 00	24, 564. 76		
For repairs and improvements to buildings and grounds: <i>Provided, That the unexpended balance of the appropriation of \$2,500 contained in the "first deficiency act, fiscal year 1926," for "Industrial Home School, repairs and improvements to heating plant," shall be available for repairs and improvements to buildings and grounds, Industrial Home School, during the fiscal year 1928 (same acts)</i> .....				3, 000. 00	3, 000. 00
	Estimated expenditures, 1928 appropriation	Estimated expenditures, 1927 appropriation	Expended and obligated, 1926		
Allotment to superintendent of repairs.....	\$1, 000. 00	\$1, 000. 00	\$1, 694. 46		
Labor.....	1, 000. 00	1, 000. 00	1, 446. 41		
Lumber, paint, cement, and other material.....	1, 000. 00	1, 000. 00	1, 585. 28		
Allotted to municipal architect.....			210. 00		
Furnishing and installing staircase and fire escape.....			475. 00		
Total.....	3, 000. 00	3, 000. 00	5, 412. 15		
<b>Total, Industrial Home School, District of Columbia</b> .....				48, 800. 00	48, 380. 00

*Estimates of appropriations required for the service of the fiscal year ending June 30, 1928—Continued*

General object (title of appropriation), date of acts, references to Statutes at Large, or to Revised Statutes, and estimated amount required for each detailed object				Total amount to be appropriated under each head of appropriation	Amount appropriated for the fiscal year ending June 30, 1927
<b>Home for Aged and Infirm, District of Columbia—</b> Salaries: For personal services in accordance with the classification act of 1923 ( <i>acts Mar. 16, 1926, vol. 44, pp. 208-211; May 10, 1926, vol. 44, p. 446</i> )				\$43,000.00	\$42,640.00
	Estimated expenditures, 1928 appropriation	Estimated expenditures, 1927 appropriation	Expended and obligated, 1926		
Salaries:					
Subprofessional service—	<i>Average—</i>	<i>Average—</i>	<i>Average—</i>		
Grade 4, \$1,500 to \$1,800; average, \$1,680—	No. Salary	No. Salary	No. Salary		
Nurse.....	1 \$1,500	1 \$1,500	1 \$1,500		
Grade 2, \$1,140 to \$1,600; average, \$1,320—					
Hospital attendants.....	7 1,174	7 1,174	7 1,157		
Clerical, administrative, and fiscal service—					
Grade 7, \$2,400 to \$3,000; average, \$2,700—					
Junior administrative assistant (superintendent).....	1 2,600	1 2,600	1 2,500		
Grade 5, \$1,860 to \$2,400; average, \$2,100—					
Senior clerk.....	1 2,000	1 2,000	1 1,920		
Custodial service—					
Grade 7, \$1,680 to \$2,040; average, \$1,680—					
Senior mechanics.....	2 1,770	2 1,770	2 1,770		
Grade 6, \$1,500 to \$1,860; average, \$1,680—					
Mechanic.....	1 1,620	1 1,620	1 1,620		
General foremen of laborers.....	2 1,590	2 1,590	2 1,530		
Grade 5, \$1,320 to \$1,680; average, \$1,500—					
Junior mechanics.....	3 1,400	3 1,400	3 1,360		
Foreman of laborers.....	1 1,380	1 1,380	1 1,380		
Senior domestic attendants.....	3 1,420	3 1,420	3 1,420		
Grade 4, \$1,140 to \$1,500; average, \$1,320—					
Undermechanics.....	3 1,140	3 1,140	3 1,140		
Junior domestic attendants.....	2 1,290	2 1,230	2 1,200		
Grade 3, \$1,120 to \$1,260; average, \$1,140—					
Under domestic attendants.....	4 1,005	4 1,005	4 1,005		
Senior laborers.....	6 1,070	6 1,070	6 1,050		
Grade 2, \$900 to \$1,140; average, \$1,020—					
Minor domestic attendants.....	4 975	4 915	4 915		
Special class: Physician.....	1 1,680	1 1,680	1 1,680		
Total number of employees.....	42	42	42		
Total salaries.....	54,580.00	54,220.00	51,598.24		
Deduct allowance for subsistence, lodging, etc.....	11,580.00	11,580.00	11,580.00		
01 Total personal services, cash payment.....	43,000.00	42,640.00	40,018.24		
The difference between 1928 and 1927 is due to increase in salaries, \$360.					
<b>Temporary labor (same acts)</b>				2,000.00	2,000.00
Laborers, \$50 to \$60 per month, and mechanics, \$5 to \$8 per day: Expenditures—1928, \$2,000; 1927, \$2,000; 1926, \$2,000.					
For provisions, fuel, forage, harness, and vehicles and repairs to same, ice, shoes, clothing, dry goods, tailoring, drugs, and medical supplies, furniture and bedding, kitchen utensils, and other necessary items, and maintenance of nonpassenger-carrying motor vehicles (same acts)				50,000.00	50,000.00
	Estimated expenditures, 1928 appropriation	Estimated expenditures, 1927 appropriation	Expended and obligated, 1926		
Food and ice.....	\$20,000.00	\$20,000.00	\$19,120.32		
Clothing, dry goods, and shoes.....	3,000.00	3,000.00	3,731.31		
Heat, light, and power.....	12,000.00	12,000.00	10,567.99		
Furniture and house furnishings.....	4,000.00	4,000.00	5,154.01		
Stable, farm, and garden.....	9,000.00	9,000.00	8,912.13		
Medical and surgical supplies.....	800.00	750.00	894.20		
Miscellaneous.....	1,250.00	1,250.00	1,554.13		
Total.....	50,000.00	50,000.00	49,984.09		
<b>For repairs and improvements to buildings and grounds (same acts)</b>				4,000.00	4,000.00
	Estimated expenditures, 1928 appropriation	Estimated expenditures, 1927 appropriation	Expended and obligated, 1926		
Wages: Laborers, \$50 to \$60 per month, and mechanics, \$5 to \$8 per day.....	\$2,000.00	\$2,000.00	\$2,200.40		
Paint, cement, and materials.....	2,000.00	2,000.00	1,798.94		
Total.....	4,000.00	4,000.00	3,999.34		

*Estimates of appropriations required for the service of the fiscal year ending June 30, 1928—Continued*

General object (title of appropriation), date of acts, references to Statutes at Large, or to Revised Statutes, and estimated amount required for each detailed object				Total amount to be appropriated under each head of appropriation	Amount appropriated for the fiscal year ending June 30, 1927
<b>Home for Aged and Infirm, District of Columbia—Continued.</b>					
[Potter's field, for fencing and marking]-----					\$1,000.00
[Extension of cow barn]-----					3,000.00
[For kitchen range, dining room tables, and other necessary equipment for kitchen and dining room, to be available immediately]-----					2,000.00
[For repairs and improvements to power plant, to be available immediately]-----					14,000.00
[For the rewiring of buildings, and the installation of new lighting fixtures and feeders, to be available immediately]-----					5,000.00
For new laundry equipment (submitted)-----				\$15,000.00	
New laundry equipment: Expenditure, 1928, \$15,000.					
Total, Home for Aged and Infirm, District of Columbia-----				114,000.00	123,640.00
<b>Municipal Lodging House, District of Columbia—</b>					
For personal services in accordance with the classification act of 1923 (acts Mar. 16, 1926, vol. 44, pp. 208-211; May 10, 1926, vol. 44, p. 446)-----				3,300.00	3,300.00
	Estimated expenditures, 1928 appropriation	Estimated expenditures, 1927 appropriation	Expended and obligated, 1926		
Salaries:					
Custodial service—					
Grade 6, \$1,500 to \$1,860; average, \$1,680—	Average—	Average—	Average—		
Supervisor of domestic attendants (superintendent)-----	No. Salary	No. Salary	No. Salary		
Grade 4, \$1,140 to \$1,500; average, \$1,320—	1 1,740	1 1,740	1 1,740		
Junior domestic attendant-----	1 1,260	1 1,200	1 1,140		
Grade 3, \$1,020 to \$1,260; average, \$1,140—	1 1,140	1 1,080	1 1,020		
Under domestic attendant-----					
Total number employees-----	3	3	3		
Total salaries-----	4,140	4,020	3,900		
Deduct allowance for subsistence, lodging, etc-----	840	720	840		
01 Total personal services, cash payment-----	3,300	3,300	3,060		
Maintenance (same acts)-----				3,000.00	3,000.00
	Estimated expenditures, 1928 appropriation	Estimated expenditures, 1927 appropriation	Expended and obligated, 1926		
Food and ice-----	\$1,400.00	\$1,400.00	\$1,217.45		
Clothing, dry goods and shoes-----	175.00	175.00			
Furniture and household furnishings-----	200.00	230.00	432.68		
Heat, light, and power-----	550.00	350.00	549.82		
Repairs and materials for same-----	200.00	200.00	362.13		
Laundry and cleaning supplies-----	350.00	350.00	250.66		
Miscellaneous-----	125.00	90.00	45.66		
Total-----	3,000.00	3,000.00	2,858.40		
Total, Municipal Lodging House, District of Columbia-----				6,300.00	6,300.00
<b>Temporary Home for Former Soldiers and Sailors, District of Columbia—</b>					
For personal services in accordance with the classification act of 1923 (act May 10, 1926, vol. 44, p. 446)-----				3,120.00	3,120.00
	Estimated expenditures, 1928 appropriation	Estimated expenditures, 1927 appropriation	Expended and obligated, 1926		
Salaries:					
Custodial service—					
Grade 6, \$1,500 to \$1,860; average, \$1,680—	Average—	Average—	Average—		
Supervisor domestic attendants (superintendent)-----	No. Salary	No. Salary	No. Salary		
Grade 3, \$1,020 to \$1,260; average, \$1,140—	1 1,800	1 1,800	1 1,740		
Under domestic attendants-----	2 1,080	2 1,080	2 1,020		
Total number employees-----	3	3	3		
Total salaries-----	3,960	3,960	3,780		
Deduct allowances for subsistence, lodging, etc-----	840	840	900		
01 Total personal services, cash payment-----	3,120	3,120	2,880		

*Estimates of appropriations required for the service of the fiscal year ending June 30, 1928—Continued*

General object (title of appropriation), date of acts, references to Statutes at Large, or to Revised Statutes, and estimated amount required for each detailed object	Total amount to be appropriated under each head of appropriation	Amount appropriated for the fiscal year ending June 30, 1927																																
<b>Temporary Home for Former Soldiers and Sailors, District of Columbia—Con.</b> Maintenance ( <i>act May 10, 1926, vol. 44, p. 446</i> ) In all, \$10,120, to be expended under the direction of the commissioners; and Union ex-soldiers, sailors, or marines of the Civil War, ex-soldiers, sailors, or marines of the Spanish War, Philippine insurrection, or China relief expedition, and soldiers, sailors, or marines of the World War or who served prior to July 2, 1921, shall be admitted to the home, all under the supervision of a board of management.	\$7,000.00	\$7,000.00																																
<table><thead><tr><th></th><th>Estimated expenditures, 1928 appropriation</th><th>Estimated expenditures, 1927 appropriation</th><th>Expended and obligated, 1926</th></tr></thead><tbody><tr><td>Food and ice.....</td><td>\$4,650.00</td><td>\$4,650.00</td><td>\$3,865.51</td></tr><tr><td>Clothing, dry goods, and shoes.....</td><td>300.00</td><td>300.00</td><td>83.83</td></tr><tr><td>Heat, light, and power.....</td><td>1,200.00</td><td>1,200.00</td><td>1,313.85</td></tr><tr><td>Furniture and household furnishings.....</td><td>350.00</td><td>350.00</td><td>388.30</td></tr><tr><td>Laundry and cleaning supplies.....</td><td>350.00</td><td>350.00</td><td>274.11</td></tr><tr><td>Miscellaneous.....</td><td>150.00</td><td>150.00</td><td>58.16</td></tr><tr><td>Total.....</td><td>7,000.00</td><td>7,000.00</td><td>5,991.76</td></tr></tbody></table>		Estimated expenditures, 1928 appropriation	Estimated expenditures, 1927 appropriation	Expended and obligated, 1926	Food and ice.....	\$4,650.00	\$4,650.00	\$3,865.51	Clothing, dry goods, and shoes.....	300.00	300.00	83.83	Heat, light, and power.....	1,200.00	1,200.00	1,313.85	Furniture and household furnishings.....	350.00	350.00	388.30	Laundry and cleaning supplies.....	350.00	350.00	274.11	Miscellaneous.....	150.00	150.00	58.16	Total.....	7,000.00	7,000.00	5,991.76		
	Estimated expenditures, 1928 appropriation	Estimated expenditures, 1927 appropriation	Expended and obligated, 1926																															
Food and ice.....	\$4,650.00	\$4,650.00	\$3,865.51																															
Clothing, dry goods, and shoes.....	300.00	300.00	83.83																															
Heat, light, and power.....	1,200.00	1,200.00	1,313.85																															
Furniture and household furnishings.....	350.00	350.00	388.30																															
Laundry and cleaning supplies.....	350.00	350.00	274.11																															
Miscellaneous.....	150.00	150.00	58.16																															
Total.....	7,000.00	7,000.00	5,991.76																															
Total, temporary home for former soldiers and sailors, District of Columbia.....	10,120.00	10,120.00																																
<b>Florence Crittenton Home, District of Columbia—</b> For care and maintenance of women and children under a contract to be made with the Florence Crittenton Home by the Board of Public Welfare, maintenance ( <i>act May 10, 1926, vol. 44, p. 446</i> ) Women, at \$7 per week, and children, at \$3 per week: Expenditures—1928, \$4,000; 1927, \$4,000; 1926, \$4,000.	4,000.00	4,000.00																																
<b>Southern Relief Society, District of Columbia—</b> For care and maintenance of needy and infirm Confederate veterans, their widows, and dependents, residents in the District of Columbia, under a contract to be made with the Southern Relief Society by the Board of Public Welfare ( <i>act May 10, 1926, vol. 44, p. 446</i> ) Care of Confederate veterans, their widows and dependents: Expenditures—1928, \$10,000; 1927, \$10,000; 1926, \$9,996.61.	10,000.00	10,000.00																																
<b>National Library for the Blind, District of Columbia—</b> For aid and support of the National Library for the Blind, located at eighteen hundred D Street northwest, to be expended under the direction of the Commissioners of the District of Columbia ( <i>act May 10, 1926, vol. 44, p. 447</i> ) National Library for the Blind: Expenditures—1928, \$5,000; 1927, \$5,000; 1926, \$5,000.	5,000.00	5,000.00																																
<b>Columbia Polytechnic Institute, District of Columbia—</b> To aid the Columbia Polytechnic Institute for the Blind, located at eighteen hundred and eight H Street northwest, to be expended under the direction of the Commissioners of the District of Columbia ( <i>act May 10, 1926, vol. 44, p. 447</i> ) Care of blind persons at \$25 per month: Expenditures—1928, \$1,500; 1927, \$1,500; 1926, \$1,500.	1,500.00	1,500.00																																
<b>Hospital for the Insane, District of Columbia—</b> For the support of indigent insane of the District of Columbia in Saint Elizabeths Hospital, as provided by law ( <i>acts Mar. 3, 1879, vol. 20, p. 395, sec. 1; May 10, 1926, vol. 44, p. 447</i> ) Support of indigent insane, at \$1.50 per day: Expenditures—1928, \$1,200,000; 1927, \$1,000,000; 1926, \$1,154,460.18.	1,200,000.00	1,000,000.00																																
For deportation of nonresident insane persons, in accordance with the act of Congress "to change the proceedings for admission to the Government Hospital for the Insane in certain cases, and for other purposes," approved January 31, 1899 ( <i>acts Jan. 31, 1899, vol. 30, p. 811, secs. 1-8; May 10, 1926, vol. 44, p. 447</i> ) In expending the foregoing sum the disbursing officer of the District of Columbia is authorized to advance to the Director of Public Welfare, upon requisitions previously approved by the auditor of the District of Columbia, and upon such security as the commissioners may require of said director, sums of money not exceeding \$300 at one time, to be used only for deportation of nonresident insane persons, and to be accounted for monthly on itemized vouchers to the accounting officer of the District of Columbia.	5,000.00	5,000.00																																
Deportation of nonresident insane: Expenditures—1928, \$5,000; 1927, \$5,000; 1926, \$4,418.48.																																		

*Estimates of appropriations required for the service of the fiscal year ending June 30, 1928—Continued*

General object (title of appropriation), date of acts, references to Statutes at Large, or to Revised Statutes, and estimated amount required for each detailed object				Total amount to be appropriated under each head of appropriation	Amount appropriated for the fiscal year ending June 30, 1927
<b>Relief of the Poor, District of Columbia—</b> For relief of the poor, including pay of physicians to the poor, to be expended under the direction of the Board of Public Welfare ( <i>act May 10, 1926, vol. 44, p. 447</i> )				\$8, 000. 00	\$8, 000. 00
	Estimated expenditures, 1928 appropriation	Estimated expenditures, 1927 appropriation	Expended and obligated, 1926		
Medical and surgical supplies	\$3, 000. 00	\$3, 000. 00	\$1, 949. 78		
Physicians to the poor	5, 000. 00	5, 000. 00	4, 246. 00		
Total	8, 000. 00	8, 000. 00	6, 195. 78		
For payment to beneficiaries named in section 3 of "An act making it a misdemeanor in the District of Columbia to abandon or willfully neglect to provide for the support and maintenance by any person of his wife or his or her minor children in destitute or necessitous circumstances," approved March 23, 1906, [ <del>\$1,500</del> ] \$1,000, to be disbursed by the disbursing officer of the District of Columbia on itemized vouchers duly audited and approved by the auditor of said District ( <i>same act</i> )				1, 000. 00	1, 500. 00
Support of abandoned wives: Expenditures—1928, \$1,000; 1927, \$1,500; 1926, \$800. 50.					
<b>Burial of Indigent Soldiers, District of Columbia—</b> For expenses of burying in the Arlington National Cemetery, or in the cemeteries of the District of Columbia, indigent Union ex-soldiers, ex-sailors, or ex-marines, of the United States Service, either Regular or Volunteer, who have been honorably discharged or retired, and who die in the District of Columbia, to be disbursed by the Secretary of War at a cost not exceeding \$45 for such burial expenses in each case, exclusive of cost of grave ( <i>act May 10, 1926, vol. 44, p. 447</i> )				225. 00	600. 00
Burial expenses: Expenditures—1928, \$225; 1927, \$135; 1926, \$43.					
<b>Transportation of Paupers, District of Columbia—</b> For transportation of indigent persons, including indigent veterans of the World War and their families ( <i>act May 10, 1926, vol. 44, p. 447</i> )				3, 000. 00	3, 000. 00
Transportation of paupers: Expenditures—1928, \$3,000; 1927, \$3,000; 1926, \$1,909.48.					
Total, public welfare, District of Columbia				3, 416, 495. 00	3, 707, 540. 00
<b>Militia, District of Columbia—</b> For the following, to be expended under the authority and direction of the commanding general, who is hereby authorized and empowered to make necessary contracts and leases, namely: For expenses of camps, including hire of horses for officers required to be mounted, and such hire not to be deducted from their mounted pay; and for the payment of commutation of subsistence for enlisted men who may be detailed to guard or move the United States property at home stations on days immediately preceding and immediately following the annual encampments; damages to private property incident to encampments; instruction; purchase, and maintenance of athletic, gymnastic, and recreational equipment at armory or field encampments, not to exceed \$500; practice marches and practice cruises; drills and parades; <i>expenses of target practice and matches; cleaning and repairing uniforms, arms, and equipment; rent of armories, [and] drill halls, and storehouses; fuel, light, heat; care and repair of armories and drill halls, offices, and storehouses, practice ships, boats, machinery and dock; dredging alongside of dock; telephone service; horses and mules for mounted organizations; street-car fares (not to exceed \$200) necessarily used in the transaction of official business; traveling expenses; maintenance and operation of passenger and non-passenger motor vehicles; and for general incidental expenses of the service, including postage and printing (act May 10, 1926, vol. 44, p. 448)</i>				40, 000. 00	40, 850. 00

*Estimates of appropriations required for the service of the fiscal year ending June 30, 1928—Continued*

General object (title of appropriation), date of acts, references to Statutes at Large, or to Revised Statutes, and estimated amount required for each detailed object				Total amount to be appropriated under each head of appropriation	Amount appropriated for the fiscal year ending June 30, 1927
Militia, District of Columbia—Continued.					
	Estimated expenditures, 1928 appropriation	Estimated expenditures, 1927 appropriation	Expended and obligated, 1926		
Wages.....	\$20,000.00	\$20,000.00	\$20,291.40		
Camps.....	1,000.00	1,000.00	982.25		
Fuel.....	1,000.00	1,000.00	1,440.45		
Light.....	1,200.00	1,200.00	1,000.48		
Care and repair of armories.....	1,150.00	1,300.00	2,917.19		
Telephone service.....	600.00	600.00	568.80		
Street-car fares.....	100.00	100.00			
Incidental expenses.....	1,150.00	2,000.00	3,060.73		
Training and parades.....	500.00	500.00	115.38		
Athletic and recreational equipment.....	100.00	100.00	66.17		
Printing.....	300.00	250.00	322.03		
Stationery.....	300.00	250.00	282.65		
Postage.....	500.00	450.00	600.00		
Cleaning and repairing equipment.....	600.00	600.00	794.36		
Target practice.....	1,000.00	1,000.00	1,129.15		
Supplies for target range.....	500.00	500.00	426.06		
Rents:					
472 L Street NW.....			6,000.00		
Garage.....	900.00	900.00			
Storehouse.....	1,800.00	1,800.00			
Armory (colored troops).....	900.00	900.00			
Armory (headquarters and One hundred and twenty-first Engineers).....	3,600.00	3,600.00			
Drill hall and target gallery.....	2,800.00	2,800.00			
Total.....	40,000.00	40,850.00	39,997.10		
【For printing, stationery and postage, \$750】 (act May 10, 1926, vol. 44, p. 448.)					
【For cleaning and repairing uniforms, arms, and equipments, and contingent expenses, \$1,200】 (same act.)					
【For expenses of target practice and matches, \$2,500】 (same act.)					
For pay of troops other than Government employees, to be disbursed under the authority and direction of the commanding general (same act)				\$9,000.00	\$9,000.00
Pay of troops: Expenditures—1928, \$9,000; 1927, \$9,000; 1926, \$7,452.90.					
Total, militia.....				49,000.00	49,850.00
Reclamation of Anacostia River Flats, District of Columbia—					
For continuing the reclamation and development of Anacostia Park, in accordance with the revised plan as set forth in Senate Document Numbered 37, Sixty-eighth Congress, first session, 【\$170,000】 \$185,000, of which amount 【\$145,000】 \$125,000 shall be available for expenditure below Benning Bridge, \$20,000 shall be available for expenditure at and above Benning Bridge, and not more than 【\$25,000】 \$40,000 shall be available immediately and remain available until July 1, 1928, for the purchase of necessary land above Benning Bridge: <i>Provided</i> , That the purchase price of any site or sites acquired hereunder shall not exceed the full-value assessment last made before purchase thereof plus 25 per centum of such assessed value: <i>Provided further</i> , That no part of the money herein appropriated for construction work at or above Benning Bridge shall be available for expenditure until all land to be acquired above Benning Bridge shall have been secured (acts Aug. 31, 1918, vol. 40, p. 950; May 10, 1926, vol. 44, p. 448)				185,000.00	170,000.00
	Estimated expenditures, 1928 appropriation	Estimated expenditures, 1927 appropriation	Expended and obligated, 1926		
Field service:					
Salaries and wages—					
Salary range, \$3,800 to \$5,000; average, \$4,400—	Average—	Average—	Average—		
Assistant engineer.....	No. 1 Salary \$3,800	No. 1 Salary \$3,800	No. 1½ Salary \$3,800		
Salary range, \$3,000 to \$3,600; average, \$3,300—					
Junior engineer.....			1½ 3,000		
Chief clerk.....			1½ 3,000		
Assistant engineer.....			1½ 3,000		
Salary range, \$2,700 to \$3,300; average, \$3,000—					
Junior engineer.....	1 2,700		1½ 2,700		
Salary range, \$2,400 to \$3,000; average, \$2,700—					
Junior engineer.....		1 2,400	1½ 2,400		
Clerk.....			1½ 2,400		
Salary range, \$2,100 to \$2,700; average, \$2,400—					
Draftsmen.....	1 2,100		1½ 2,100		
Inspector.....	1 2,200	1 2,200	1½ 2,160		
Surveyor.....	1 2,100	1 2,100	1½ 2,100		
Derrick-boat master.....	1 2,160		1½ 2,160		
Overseer.....		1 2,400			

*Estimates of appropriations required for the service of the fiscal year ending June 30, 1928—Continued*

General object (title of appropriation), date of acts, references to Statutes at Large, or to Revised Statutes, and estimated amount required for each detailed object	Estimated expenditures, 1928 appropriation		Estimated expenditures, 1927 appropriation		Expended and obligated, 1926	Total amount to be appropriated under each head of appropriation	Amount appropriated for the fiscal year ending June 30, 1927
Reclamation of Anacostia River Flats, District of Columbia—Continued							
Field service—Continued.							
Salaries and wages—Continued.							
Salary range, \$1,860 to \$2,400; average, \$2,100—	Average—		Average—		Average—		
	No.	Salary	No.	Salary	No.	Salary	
Junior engineer.....	1	\$2,040	1	\$2,040	1½	\$2,040	
Inspectors and foremen.....	2	1,920	2	1,920	2½	1,942	
Machinist.....	1	2,040	1	2,040	1½	2,040	
Carpenter.....					1½	1,878	
Stone masons.....	2	1,878	3	1,878	2½	1,878	
Draftsman.....	1	2,040	1	2,040	1½	2,040	
Surveyman.....					1½	2,010	
Salary range, \$1,680 to \$2,040; average, \$1,860—							
Inspectors and foremen.....	1	1,800	1	1,800	1½	1,802	
Calker.....					1½	1,800	
Clerk.....					1½	1,764	
Salary range, \$1,500 to \$1,860; average, \$1,680—							
Inspectors and foremen.....	1	1,500	2	1,500	2½	1,525	
Acetylene welder.....					1½	1,500	
Gasoline engineer.....	1	1,620	1	1,620	1½	1,620	
Blacksmith helper.....					1½	1,500	
Clerk.....			1	1,620	1½	1,650	
Surveyman.....	1	1,500	1	1,500	1½	1,500	
Blacksmith.....	1	1,620	1	1,620	1½	1,620	
Salary range, \$1,320 to \$1,680; average, \$1,500—							
Inspector and foremen.....	2	1,380	1	1,380	1½	1,402	
Chaudfeurs.....	1	1,380	1	1,380	1½	1,440	
Machinist.....					1½	1,380	
Laborer.....	1	1,380	1	1,380	1½	1,454	
Handyman.....	1	1,440	1	1,440	1½	1,320	
Engineman.....			1	1,320	1½	1,400	
Leadsmen.....					1½	1,380	
Calker.....	1	1,380	1	1,380	1½		
Salary range, \$1,140 to \$1,500; average, \$1,320—							
Handyman.....					1½	1,200	
Deck hands.....	3	1,140	3	1,140	1½	1,155	
Calker.....	1	1,260			1½	1,260	
Machinist helper.....	1	1,260			1½	1,260	
Laborers.....	4	1,260	3	1,260	2½	1,306	
Surveyman.....					1½	1,280	
Salary range, \$1,020 to \$1,260; average, \$1,140—							
Laborers.....	6	1,110	8	1,110	6½	1,110	
Stoker.....	1	1,080	1	1,080	1½	1,120	
Deck hand.....	1	1,080	1	1,080	1½	1,099	
Salary range, \$900 to \$1,140; average, \$1,020—							
Laborer.....			1	900	1½	900	
Messenger.....					1½	990	
Salary range, \$780 to \$1,020; average, \$900—							
Laborer.....	1	840	1	840	1½	840	
Temporary employees (designation omitted).....	2	622	3	815	1½	830	
Total average number of employees.....	43		47		36½		
Total salaries and wages, field service.....		65,000.00		70,360.00		58,837.09	
Deduct allowances for subsistence, lodging, etc.....				360.00			
Cash payment, salaries and wages.....		65,000.00		70,000.00		58,837.09	
The difference between 1928 and 1927 is due to decrease in force, \$5,360.							
Deduct expenditures for personal services included in objects named below.....		62,500.00		67,000.00		57,133.68	
01 Total personal services.....		2,500.00		3,000.00		1,703.41	
Supplies and materials:							
0200 Stationery and office supplies.....		125.00		150.00		69.19	
0240 Wearing apparel and sewing supplies.....		75.00		125.00		73.55	
0290 Materials.....		200.00		400.00		192.09	
02 Total supplies and materials.....		400.00		675.00		334.83	
Communication service:							
0500 Telegraph service.....		25.00		25.00		1.37	
0510 Telephone service.....		200.00		300.00		193.25	
05 Total communication service.....		225.00		325.00		194.62	
06 Travel expenses.....		150.00		200.00		28.92	
07 Transportation of things (service).....		25.00		25.00		4.93	
Printing and binding, etc.:							
0810 Lithographing, engraving, and engrossing.....		25.00		25.00		18.00	
0830 Photographing and making photographs of prints.....		75.00		100.00		62.03	
08 Total printing and binding, etc.....		100.00		125.00		80.03	
09 Advertising and publication of notices (service).....		50.00		50.00		20.80	
12 Repairs and alterations.....		100.00		100.00		43.83	
13 Special and miscellaneous current expenses.....		100.00		100.00		12.79	
Equipment:							
3010 Furniture, furnishings, and fixtures.....		3,000.00		4,000.00		2,872.52	
3060 Other equipment.....		1,000.00		1,000.00		428.95	
30 Total equipment.....		4,000.00		5,000.00		3,301.47	
32 Other structures.....		177,350.00		224,337.10		113,521.20	
Total.....		185,000.00		233,937.10		119,246.83	

NOTE.—The expenditure in 1927 in excess of the appropriation for that year is from unexpended balances of appropriations for prior years.



*Estimates of appropriations required for the service of the fiscal year ending June 30, 1928—Continued*

General object (title of appropriation), date of acts, references to Statutes at Large, or to Revised Statutes, and estimated amount required for each detailed object				Total amount to be appropriated under each head of appropriation	Amount appropriated for the fiscal year ending June 30, 1927
<b>PUBLIC BUILDINGS AND PUBLIC PARKS</b>					
<b>Salaries, Public Parks, District of Columbia—</b> For personal services in accordance with the classification act of 1923 (acts Feb. 26, 1925, vol. 43, p. 983; May 10, 1926, vol. 44, p. 448)				\$347,000.00	\$342,130.00
	Estimated expenditures, 1928 appropriation		Estimated expenditures, 1927 appropriation		Expended and obligated, 1926
<b>Salaries:</b>					
<b>Professional and scientific service—</b>					
Grade 4, \$3,800 to \$5,000; average, \$4,400—					
Engineer—					
Chief of division.....	No. 1	Average Salary \$3,800	No. 1	Average Salary \$3,800	No. 1 \$3,500
Chiefs of section.....	2	4,100	2	4,100	2 4,100
Grade 3, \$3,000 to \$3,600; average, \$3,300—					
Associate engineer—					
Chief of division.....	1	3,000	1	3,000	1 2,800
Chief of section.....	1	3,000	1	3,000	1 3,000
Grade 2, \$2,400 to \$3,000; average, \$2,700—					
Assistant engineers.....	3	2,500	3	2,500	3 2,500
Grade 1, \$1,860 to \$2,400; average, \$2,100—					
Junior engineer.....	1	1,860	1	1,860	1 1,860
<b>Subprofessional service—</b>					
Grade 7, \$2,100 to \$2,700; average, \$2,400—					
Principal engineering draftsman.....	1	2,400	1	2,400	1 2,400
Grade 6, \$1,860 to \$2,400; average, \$2,100—					
Senior engineering aid (engineer).....	1	2,100	1	2,100	1 2,100
Senior foremen gardeners.....	4	1,965	4	1,965	4 1,940
Grade 5, \$1,680 to \$2,040; average, \$1,860—					
Engineering aids (junior engineer).....	3	1,720	3	1,720	3 1,690
Grade 4, \$1,500 to \$1,860; average, \$1,680—					
Head gardeners.....	9	1,612	9	1,526	9 1,526
Grade 4, \$1,320 to \$1,680; average, \$1,500—					
Gardeners.....	6	1,455	6	1,360	6 1,360
Grade 2, \$1,140 to \$1,500; average, \$1,320—					
Assistant gardeners.....	25	1,216	25	1,216	25 1,216
<b>Clerical, administrative, and fiscal service—</b>					
Grade 8, \$2,700 to \$3,300; average, \$3,000—					
Administrative assistant (chief of recreation).....	1	2,700	1	2,700	1 2,600
Grade 3, \$1,500 to \$1,860; average, \$1,680—					
Assistant clerk.....	1	1,560	1	1,560	1 1,560
Grade 1, \$1,140 to \$1,500; average, \$1,320—					
Telephone operator.....	1	1,320	1	1,320	1 1,320
<b>Custodial service—</b>					
Grade 10, \$2,400 to \$2,700; average, \$2,400—					
Chief mechanical superintendent (general shop foreman).....	1	2,400	1	2,400	1 2,400
Grade 9, \$2,100 to \$2,700; average, \$2,400—					
Assistant mechanical superintendents.....	5	2,100	5	2,100	5 2,100
Grade 8, \$1,860 to \$2,400; average, \$2,100—					
Principal mechanics.....	6	2,011	6	2,011	6 2,011
Grade 7, \$1,680 to \$2,040; average, \$1,860—					
Senior mechanics.....	6	1,790	6	1,790	6 1,790
Grade 6, \$1,500 to \$1,860; average, \$1,680—					
Mechanics.....	69	1,610	66	1,553	69 1,547
Grade 5, \$1,320 to \$1,680; average, \$1,500—					
Junior mechanics.....	46	1,493	46	1,493	46 1,493
Grade 4, \$1,140 to \$1,500; average, \$1,320—					
Undermechanics.....	20	1,212	20	1,212	21 1,208
Grade 3, \$1,020 to \$1,260; average, \$1,140—					
Senior laborers.....	32	1,063	32	1,063	32 1,063
Grade 2, \$900 to \$1,140; average, \$1,020—					
Junior laborers.....	19	1,019	18	1,019	19 1,019
Average number of employees.....	265		261		266
Total salaries.....		397,300.00		386,588.00	391,714.06
Deduct allowances for subsistence, lodging, etc.....		300.00		300.00	
Net cash payments.....		397,000.00		386,288.00	391,714.06
Deduct reimbursements for work done for other departments.....		50,000.00		51,000.00	51,248.22
Net salaries, less reserve.....		347,000.00		335,288.00	340,465.84
Deduct expenditures for personal services included in objects named below.....		78,000.00		78,000.00	78,463.91
01 Total personal services.....		269,000.00		257,288.00	262,001.93
32 Structures and parts and nonstructural improvements to land.....		78,000.00		78,000.00	78,463.91
Reserve.....				6,842.00	
Total.....		347,000.00		342,130.00	340,465.84

## Estimates of appropriations required for the service of the fiscal year ending June 30, 1928—Continued

General object (title of appropriation), date of acts, references to Statutes at Large, or to Revised Statutes, and estimated amount required for each detailed object	Total amount to be appropriated under each head of appropriation	Amount appropriated for the fiscal year ending June 30, 1927																																																																																																																				
<p><i>General Expenses, Public Parks, District of Columbia—</i></p> <p>General expenses: For general expenses in connection with the maintenance, care, improvement, furnishing of heat, light and power, of public parks, grounds, fountains, and reservations, propagating gardens and greenhouses under the jurisdiction of the Office of Public Buildings and Public Parks of the National Capital, including \$5,000 for the maintenance of the tourists' camp on its present site in East Potomac Park, and including personal services of <i>seasonal or intermittent</i> [temporary per diem] employees at <i>per diem</i> rates of pay approved by the director not exceeding current rates of pay for similar employment in the District of Columbia, the hire of draft animals with or without drivers at local rates approved by the director; contingent expenses; city directories; communication service; car fare; traveling expenses; professional, scientific, technical, and law books; periodicals and reference books; blank books and forms; photographs; dictionaries and maps; leather and rubber articles for the protection of employees and property; the maintenance, repair, exchange, and operation of not to exceed four motor-propelled passenger-carrying vehicles [;] and all necessary bicycles, motor cycles, and self-propelled machinery; the purchase, maintenance, and repair of equipment and fixtures, and so forth, [\$334,660] \$363,000: <i>Provided</i>, That not exceeding [\$160,000] \$30,000 of the amount herein appropriated may be expended for placing and maintaining portions of the parks in condition for outdoor sports; the operation, care, repair, and maintenance of the pumps which operate the fountains in Union Station Plaza; and expenses incident to the conducting of band concerts in the parks; <i>not exceeding \$35,000</i> for the improvement and maintenance as recreation parks of sections C and D, Anacostia Park, between Pennsylvania Avenue and Anacostia Bridge; <i>not exceeding \$50,000</i> for the improvement of the Rock Creek and Potomac connecting parkway; [and] <i>not exceeding \$23,000</i> for the improvement of Meridian Hill Park; and <i>not exceeding \$12,500</i> for the erection of minor auxiliary structures[, the aggregate cost of which shall not exceed \$15,000]: <i>Provided further</i>, That not to exceed \$5,000 may be expended by contract or otherwise for architectural or other professional services without reference to the classification act of 1923 or civil service rules, as approved by the director[, in the development of Meridian Hill Park]: <i>Provided further</i>, That section 3709 of the Revised Statutes of the United States shall not be construed to apply to any purchases or service rendered for the Office of Public Buildings and Public Parks of the National Capital when the aggregate amount involved does not exceed the sum of \$50 (acts Feb. 26, 1925, vol. 43, p. 983; May 10, 1926, vol. 44, p. 448)-----</p>	\$363, 000. 00	\$334, 660. 00																																																																																																																				
<table><tr><th></th><th>Estimated expenditures, 1928 appropriation</th><th>Estimated expenditures, 1927 appropriation</th><th>Expended and obligated, 1926</th></tr><tr><td>Salaries and wages:</td><td></td><td></td><td></td></tr><tr><td>Salary range, \$1,500 to \$1,860; average, \$1,680—</td><td></td><td></td><td></td></tr><tr><td>Mechanics.....</td><td>Average— No. 19    Salary \$1,631</td><td>Average— No. 19    Salary \$1,631</td><td>Average— No. 21    Salary \$1,624</td></tr><tr><td>Salary range, \$1,220 to \$1,680; average, \$1,500—</td><td></td><td></td><td></td></tr><tr><td>Junior mechanics.....</td><td>5    1,491</td><td>5    1,491</td><td>5    1,491</td></tr><tr><td>Salary range, \$1,020 to \$1,260; average, \$1,140—</td><td></td><td></td><td></td></tr><tr><td>Senior laborers.....</td><td>7    1,103</td><td>7    1,103</td><td>7    1,103</td></tr><tr><td>Salary range, \$900 to \$1,140; average, \$1,020—</td><td></td><td></td><td></td></tr><tr><td>Laborers.....</td><td>86    1,010</td><td>73    1,011</td><td>88    1,006</td></tr><tr><td>Total number of employees.....</td><td>117</td><td>104</td><td>121</td></tr><tr><td>Total salaries and wages.....</td><td>133,000.00</td><td>120,000.00</td><td>137,826.37</td></tr><tr><td>Deduct expenditures for personal services included in objects named below.....</td><td>35,000.00</td><td>35,000.00</td><td>52,732.74</td></tr><tr><td>01 Total personal services.....</td><td>98,000.00</td><td>85,000.00</td><td>85,093.63</td></tr><tr><td>Supplies and materials:</td><td></td><td></td><td></td></tr><tr><td>0200 Stationery and office supplies.....</td><td>1,490.00</td><td>1,490.00</td><td>1,488.56</td></tr><tr><td>0220 Scientific and educational supplies.....</td><td>50.00</td><td>50.00</td><td>53.65</td></tr><tr><td>0230 Fuel.....</td><td>4,270.00</td><td>4,270.00</td><td>4,268.07</td></tr><tr><td>0280 Sundry supplies.....</td><td>26,590.00</td><td>26,590.00</td><td>26,590.65</td></tr><tr><td>0290 Materials (stock).....</td><td>14,600.00</td><td>14,600.00</td><td>14,622.21</td></tr><tr><td>02 Total supplies and materials.....</td><td>47,000.00</td><td>47,000.00</td><td>47,023.14</td></tr><tr><td>05 Communication service (telephone).....</td><td>970.00</td><td>970.00</td><td>970.28</td></tr><tr><td>06 Traveling expenses.....</td><td>100.00</td><td>100.00</td><td>93.32</td></tr><tr><td>07 Transportation of things (service).....</td><td>490.00</td><td>490.00</td><td>494.05</td></tr><tr><td>08 Printing and binding, engraving, etc.....</td><td>180.00</td><td>180.00</td><td>180.27</td></tr><tr><td>09 Advertisements for bids.....</td><td></td><td></td><td>21.44</td></tr><tr><td>10 Furnishing of heat, light, and power (electricity).....</td><td>33,500.00</td><td>33,500.00</td><td>32,860.62</td></tr><tr><td>12 Repairs and alterations.....</td><td>13,000.00</td><td>13,000.00</td><td>13,125.33</td></tr><tr><td>13 Special and miscellaneous current expenses.....</td><td>760.00</td><td>760.00</td><td>765.13</td></tr></table>		Estimated expenditures, 1928 appropriation	Estimated expenditures, 1927 appropriation	Expended and obligated, 1926	Salaries and wages:				Salary range, \$1,500 to \$1,860; average, \$1,680—				Mechanics.....	Average— No. 19    Salary \$1,631	Average— No. 19    Salary \$1,631	Average— No. 21    Salary \$1,624	Salary range, \$1,220 to \$1,680; average, \$1,500—				Junior mechanics.....	5    1,491	5    1,491	5    1,491	Salary range, \$1,020 to \$1,260; average, \$1,140—				Senior laborers.....	7    1,103	7    1,103	7    1,103	Salary range, \$900 to \$1,140; average, \$1,020—				Laborers.....	86    1,010	73    1,011	88    1,006	Total number of employees.....	117	104	121	Total salaries and wages.....	133,000.00	120,000.00	137,826.37	Deduct expenditures for personal services included in objects named below.....	35,000.00	35,000.00	52,732.74	01 Total personal services.....	98,000.00	85,000.00	85,093.63	Supplies and materials:				0200 Stationery and office supplies.....	1,490.00	1,490.00	1,488.56	0220 Scientific and educational supplies.....	50.00	50.00	53.65	0230 Fuel.....	4,270.00	4,270.00	4,268.07	0280 Sundry supplies.....	26,590.00	26,590.00	26,590.65	0290 Materials (stock).....	14,600.00	14,600.00	14,622.21	02 Total supplies and materials.....	47,000.00	47,000.00	47,023.14	05 Communication service (telephone).....	970.00	970.00	970.28	06 Traveling expenses.....	100.00	100.00	93.32	07 Transportation of things (service).....	490.00	490.00	494.05	08 Printing and binding, engraving, etc.....	180.00	180.00	180.27	09 Advertisements for bids.....			21.44	10 Furnishing of heat, light, and power (electricity).....	33,500.00	33,500.00	32,860.62	12 Repairs and alterations.....	13,000.00	13,000.00	13,125.33	13 Special and miscellaneous current expenses.....	760.00	760.00	765.13		
	Estimated expenditures, 1928 appropriation	Estimated expenditures, 1927 appropriation	Expended and obligated, 1926																																																																																																																			
Salaries and wages:																																																																																																																						
Salary range, \$1,500 to \$1,860; average, \$1,680—																																																																																																																						
Mechanics.....	Average— No. 19    Salary \$1,631	Average— No. 19    Salary \$1,631	Average— No. 21    Salary \$1,624																																																																																																																			
Salary range, \$1,220 to \$1,680; average, \$1,500—																																																																																																																						
Junior mechanics.....	5    1,491	5    1,491	5    1,491																																																																																																																			
Salary range, \$1,020 to \$1,260; average, \$1,140—																																																																																																																						
Senior laborers.....	7    1,103	7    1,103	7    1,103																																																																																																																			
Salary range, \$900 to \$1,140; average, \$1,020—																																																																																																																						
Laborers.....	86    1,010	73    1,011	88    1,006																																																																																																																			
Total number of employees.....	117	104	121																																																																																																																			
Total salaries and wages.....	133,000.00	120,000.00	137,826.37																																																																																																																			
Deduct expenditures for personal services included in objects named below.....	35,000.00	35,000.00	52,732.74																																																																																																																			
01 Total personal services.....	98,000.00	85,000.00	85,093.63																																																																																																																			
Supplies and materials:																																																																																																																						
0200 Stationery and office supplies.....	1,490.00	1,490.00	1,488.56																																																																																																																			
0220 Scientific and educational supplies.....	50.00	50.00	53.65																																																																																																																			
0230 Fuel.....	4,270.00	4,270.00	4,268.07																																																																																																																			
0280 Sundry supplies.....	26,590.00	26,590.00	26,590.65																																																																																																																			
0290 Materials (stock).....	14,600.00	14,600.00	14,622.21																																																																																																																			
02 Total supplies and materials.....	47,000.00	47,000.00	47,023.14																																																																																																																			
05 Communication service (telephone).....	970.00	970.00	970.28																																																																																																																			
06 Traveling expenses.....	100.00	100.00	93.32																																																																																																																			
07 Transportation of things (service).....	490.00	490.00	494.05																																																																																																																			
08 Printing and binding, engraving, etc.....	180.00	180.00	180.27																																																																																																																			
09 Advertisements for bids.....			21.44																																																																																																																			
10 Furnishing of heat, light, and power (electricity).....	33,500.00	33,500.00	32,860.62																																																																																																																			
12 Repairs and alterations.....	13,000.00	13,000.00	13,125.33																																																																																																																			
13 Special and miscellaneous current expenses.....	760.00	760.00	765.13																																																																																																																			

*Estimates of appropriations required for the service of the fiscal year ending June 30, 1928—Continued*

General object (title of appropriation), date of acts, references to Statutes at Large, or to Revised Statutes, and estimated amount required for each detailed object				Total amount to be appropriated under each head of appropriation	Amount appropriated for the fiscal year ending June 30, 1927
<i>General Expenses, Public Parks, District of Columbia—Continued.</i>					
	Estimated expenditures, 1928 appropriation	Estimated expenditures, 1927 appropriation	Expended and obligated, 1926		
Equipment:					
3000 Passenger-carrying vehicles.....	\$700.00	\$700.00	\$697.50		
3010 Furniture, furnishings, and fixtures.....	800.00	800.00	810.04		
3050 Other equipment.....	20,100.00	20,100.00	20,515.32		
30 Total equipment.....	21,600.00	21,600.00	22,022.86		
32 Structures and parts and nonstructural improvements to land.....	152,400.00	133,000.00	157,818.62		
	368,000.00	335,600.00	360,488.69		
Deduct reimbursement for work done for other departments.....	5,000.00	5,000.00	5,381.27		
Net total.....	363,000.00	330,600.00	355,107.42		
Reserve.....		4,060.00			
Total.....	363,000.00	334,660.00	355,107.42		
For the construction of two bathing pools in accordance with the act entitled "An act for the establishment of artificial bathing pools or beaches in the District of Columbia," approved May 4, 1926 (Forty-fourth Statutes, page 847), to be immediately available (submitted).....				\$150,000.00	
Construction of two bathing pools: Expenditure, 1928, \$150,000.					
<i>Salaries, Park Police, District of Columbia—</i>					
Salaries: For pay and allowances of the United States park police force, in accordance with the act approved May 27, 1924, as amended (acts Feb. 26, 1925, vol. 43, p. 983; May 10, 1926, vol. 44, p. 449; July 3, 1926, vol. 44, p. 834).....				140,406.00	\$127,446.00
	Estimated expenditures, 1928 appropriation	Estimated expenditures, 1927 appropriation	Expended and obligated, 1926		
Salaries:	Average— No. Salary	Average— No. Salary	Average— No. Salary		
Captain.....	1 \$3,000	1 \$2,700	1 \$2,700		
Lieutenant.....	1 2,700	1 2,400	1 2,400		
First sergeant.....	1 2,400	1 2,300	1 2,300		
Sergeants.....	5 2,300	5 2,000	5 2,000		
	49 2,000	44 2,000	42 2,000		
Privates of classes 1, 2, and 3.....	5 1,800	4 1,800	4 1,800		
	6 1,700	6 1,700	8 1,700		
Total average number of employees.....	68	61	61		
Total salaries.....	136,800	121,500	119,645		
Promotions to classes 2 and 3.....	726	517	571		
Allowance for motor vehicle for superintendent.....	480	480	480		
Additional compensation for motor-cycle detail.....	2,400	2,400	2,378		
Total salaries.....	140,406	124,897	123,074		
Reserve.....		2,549			
01 Total personal services.....	140,406	127,446	123,074		
For uniforming and equipping the United States park police force, including the purchase, issue, operation, maintenance, repair, exchange, and storage of revolvers, bicycles and motor cycles, and the purchase and issue of uniforms and ammunition (same acts).....				13,000.00	11,450.00

*Estimates of appropriations required for the service of the fiscal year ending June 30, 1928—Continued*

General object (title of appropriation), date of acts, references to Statutes at Large, or to Revised Statutes, and estimated amount required for each detailed object				Total amount to be appropriated under each head of appropriation	Amount appropriated for the fiscal year ending June 30, 1927
<i>Salaries, Park Police, District of Columbia—Continued.</i>					
	Estimated expenditures, 1928 appropriation	Estimated expenditures, 1927 appropriation	Expended and obligated, 1926		
Supplies and materials:					
0200 Stationery and office supplies.....	\$200.00	\$160.00	\$163.07		
0230 Fuel.....	800.00	660.00	482.11		
0240 Wearing apparel and sewing supplies.....	6,400.00	5,770.00	5,789.87		
02 Total supplies and materials.....	7,400.00	6,590.00	6,435.05		
12 Repairs and alterations.....	900.00	810.00	813.13		
Equipment:					
3000 Passenger-carrying vehicles.....	3,700.00	3,200.00	3,081.00		
3050 Other equipment.....	1,000.00	800.00	834.36		
30 Total equipment.....	4,700.00	4,000.00	3,865.36		
Reserve.....		50.00			
Total.....	13,000.00	11,450.00	11,113.54		

Total, public buildings and public parks.....

\$1,013,406.00

\$815,686.00

**[National Capital Park Commission—]***National Capital Park and Planning Commission, District of Columbia—*

For each and every purpose requisite for and incident to the work of the National Capital Park and Planning Commission as authorized by the act entitled "An act providing for a comprehensive development of the park and playground system of the National Capital," approved June 6, 1924, as amended, including not to exceed \$35,000 for personal services in the District of Columbia in accordance with the classification act of 1923 and the act approved April 30, 1926, *Forty-fourth Statutes at Large, page 374*; [and personal services of temporary per diem employees at rates to be fixed by the commission not in excess of current rates for similar employment in the vicinity, not to exceed \$33,000] and for printing and binding, not to exceed \$200] \$500 [to be available immediately and] to remain available until expended: *Provided*, That not more than \$150,000 of this appropriation shall be available for the purchase of sites without limitation as to price based on assessed value and that the purchase price to be paid for any site out of the remainder of the appropriation shall not exceed the full-value assessment of such property last made before purchase thereof, plus 25 per centum of such assessed value (*acts June 6, 1924, vol. 43, p. 463; Apr. 30, 1926, vol. 44, p. 374; May 10, 1926, vol. 44, p. 449*).....

600,000.00

600,000.00

	Estimated expenditures, 1928 appropriation	Estimated expenditures, 1927 appropriation	Expended and obligated, 1926
Salaries and wages:	<i>Average—</i>	<i>Average—</i>	<i>Average—</i>
Salary range, \$3,800 to \$5,000; average, \$4,400—	No. Salary	No. Salary	No. Salary
Administrative officer.....	1 \$4,400	1 \$4,400	1 \$4,400
Landscape architect.....	1 4,400	1 4,400	1 4,400
Salary range, \$1,860 to \$2,400; average, \$2,100—			
Surveyors and draftsmen.....	3 2,000	3 2,000	
Clerk.....	1 1,860	1 1,860	1 1,860
Temporary employees.....	14 1,320	12½ 1,320	3½ 1,315
Total number of employees.....	20	18½	5½
Total salaries and wages.....	35,000.00	33,000.00	9,505.65
01 Total personal services.....	35,000.00	33,000.00	9,505.65
06 Printing and binding.....	500.00	200.00	
31 Land and interests in land.....	564,500.00	588,800.00	330,666.51
Total.....	600,000.00	622,000.00	340,172.16

¹ Includes unobligated balance of continuing appropriation (estimated).

*Rock Creek and Potomac Parkway Commission, District of Columbia—*

[To enable the commission created by section 22 of the public buildings act approved March 4, 1913 (Thirty-seventh Statutes, page 885), to continue the acquisition of lands for a connecting parkway between Potomac Park, Zoological Park, and Rock Creek Park, fiscal years 1927 and 1928, \$600,000, to be paid from the special fund created by the act approved February 2, 1925, entitled "An act making an adjustment of certain accounts between the United States and the District of Columbia"] (*act July 3, 1926, vol. 44, p. 849*).....

Purchase of land: Expenditure, 1927, \$600,000.

600,000.00

## Estimates of appropriations required for the service of the fiscal year ending June 30, 1928—Continued

General object (title of appropriation), date of acts, references to Statutes at Large, or to Revised Statutes, and estimated amount required for each detailed object				Total amount to be appropriated under each head of appropriation	Amount appropriated for the fiscal year ending June 30, 1927
<b>National Zoological Park, District of Columbia—</b> For roads, walks, bridges, water supply, sewerage, and drainage; grading, planting, and otherwise improving the grounds, erecting and repairing buildings and inclosures; care, subsistence, purchase, and transportation of animals; necessary employees; <i>traveling</i> and incidental expenses not otherwise provided for, including [purchase] maintenance and operation of one motor-propelled passenger-carrying vehicle, [to cost not exceeding \$750] required for official purposes, not exceeding \$1,000, for purchasing and supplying uniforms to park police; not exceeding \$100 for the purchase of necessary books and periodicals, and exclusive of architect's fees or compensation ( <i>acts Apr. 30, 1890, vol. 26, p. 78, sec. 1; May 10, 1926, vol. 44, p. 449</i> )				\$175, 000. 00	\$173, 199. 00
	Estimated expenditures, 1928 appropriation	Estimated expenditures, 1927 appropriation	Expended and obligated, 1926		
<b>Salaries:</b>					
<b>Professional and scientific service—</b>	<i>Average—</i>	<i>Average—</i>	<i>Average—</i>		
Grade 5, \$5,200 to \$6,000; average, \$5,600—	No. 1 Salary \$5,200	No. 1 Salary \$5,200	No. 1 Salary \$5,200		
Senior scientist (director).....	1 4,000	1 4,000	1 3,800		
Grade 4, \$3,800 to \$5,000; average, \$4,400—					
Scientist (assistant director).....	1 2,700	1 2,600	1 2,483		
<b>Clerical, administrative, and fiscal service—</b>					
Grade 7, \$2,400 to \$3,000; average, \$2,700—					
Senior administrative assistant (deputy disbursing agent).....	1 2,200	1 2,200	1 2,100		
Grade 5, \$1,860 to \$2,400; average, \$2,111—					
Senior clerk (property clerk).....	1 1,860	1 1,860	1 1,740		
Grade 3, \$1,600 to \$1,860; average, \$1,680—					
Assistant clerk-stenographer.....	1 1,500	1 1,500	1 1,488		
Grade 2, \$1,320 to \$1,680; average, \$1,500—					
Junior clerk-stenographers.....	1 1,500	1 1,440	1 1,320		
Junior clerk.....					
<b>Custodial service—</b>					
Grade 10, \$2,400 to \$3,000; average, \$2,700—					
Chief mechanical superintendent (head keeper).....	1 3,000	1 2,900	1 2,800		
Grade 8, \$1,860 to \$2,400; average, \$2,111—					
Principal mechanic (chief of construction and engineer).....	1 2,100	1 2,000	1 1,920		
Grade 6, \$1,500 to \$1,860; average, \$1,680—					
General foreman of laborers (gardener).....	1 1,680	1 1,680	1 1,620		
Head guards (sergeant of park police; assistant to head keeper).....	3 1,680	3 1,637	3 1,540		
Mechanics (machinists).....	2 1,620	2 1,560	2 1,500		
Grade 5, \$1,320 to \$1,680; average, \$1,500—					
Foreman of laborers (foreman of park construction).....	1 1,500	1 1,500	1 1,440		
Junior mechanics.....	4 1,500	4 1,440	4 1,380		
Principal guards (park policeman; keeper).....	31 1,500	31 1,490	30 1,412		
Grade 4, \$1,140 to \$1,500; average, \$1,320—					
Undermechanics.....	3 1,320	3 1,300	3 1,260		
Senior guards (assistant keeper).....	4 1,260	4 1,155	4 1,140		
Grade 3, \$1,020 to \$1,260; average, \$1,140—					
Senior laborers.....	12 1,140	12 1,140	10 1,087		
Guards (watchman).....	2 1,140	2 1,080	2 1,020		
Grade 2, \$900 to \$1,140; average, \$1,020—					
Junior laborers.....	4 1,050	4 1,050	6 1,080		
Minor domestic attendant.....	1 960	1 960	1 900		
Laborers, temporary, per diem \$2.50 to \$3.25.....	7	7	7 1/2		
Total average number of employees.....	83 1/2	83 1/2	83		
Total salaries and wages.....	123,760.00	121,760.00	116,780.00		
The difference between 1928 and 1927 is due to increase in salaries, \$2,000.					
Deduct expenditures for personal services included in objects named below.....	7,000.00	7,000.00	7,250.00		
<b>01 Total personal services.....</b>	<b>116,760.00</b>	<b>114,760.00</b>	<b>109,530.00</b>		
<b>Supplies and materials:</b>					
0200 Stationery and office supplies.....	150.00	150.00	67.30		
0210 Medical supplies.....	50.00	150.00	20.70		
0230 Fuel:					
0231 Coal.....	1,000.00	4,000.00	3,740.00		
0233 Gasoline and kerosene.....	350.00	350.00	296.40		
0240 Wearing apparel (including uniforms for police, keepers, and assistant keepers).....	2,500.00	800.00	980.00		
0250 Forage and other food for animals.....	27,800.00	27,800.00	24,830.00		
0280 Sundry supplies.....	1,500.00	1,500.00	1,424.16		
0290 Materials.....	700.00	700.00	645.00		
<b>02 Total supplies and materials.....</b>	<b>37,050.00</b>	<b>35,450.00</b>	<b>32,103.56</b>		
<b>04 Shoeing, etc., of horses.....</b>	<b>150.00</b>	<b>160.00</b>	<b>167.00</b>		

*Estimates of appropriations required for the service of the fiscal year ending June 30, 1928—Continued*

General object (title of appropriation), date of acts, references to Statutes at Large, or to Revised Statutes, and estimated amount required for each detailed object				Total amount to be appropriated under each head of appropriation	Amount appropriated for the fiscal year ending June 30, 1927
<i>National Zoological Park, District of Columbia—Continued.</i>					
	Estimated expenditures, 1928 appropriation	Estimated expenditures, 1927 appropriation	Expended and obligated, 1926		
Communication service:					
0500 Telegraph service.....	\$40.00	\$40.00	\$42.17		
0510 Telephone service.....	275.00	275.00	274.56		
0520 Other communication service.....	10.00	10.00	10.00		
05 Total communication service.....	325.00	325.00	326.73		
06 Travel expenses.....	200.00	200.00	10.94		
07 Transportation of things.....	1,800.00	1,800.00	1,000.96		
10 Furnishing of light and power.....	550.00	550.00	426.44		
Repairs and alterations:					
1200 Repairs to buildings, etc.....	2,000.00	3,500.00	2,300.00		
1210 Repairs to surfacings (roads, etc.).....	5,000.00	2,000.00	2,000.00		
1230 Repairs to dam.....			255.00		
1280 Repairs to machinery, etc.....	500.00	500.00	810.00		
1290 Miscellaneous repairs.....	150.00	150.00	137.00		
12 Total repairs and alterations.....	7,650.00	6,150.00	5,502.00		
13 Special service.....	200.00	200.00	115.00		
Equipment:					
3002 Passenger-carrying motor vehicle.....		750.00			
3010 Furniture, office equipment, etc.....	50.00	50.00	16.52		
3021 Educational equipment (zoological garden stock and library).....	4,000.00	4,000.00	3,060.00		
3051 Heating, electrical, etc., equipment.....	200.00	1,680.00	446.00		
3052 Construction and repair equipment.....	165.00	100.00	76.00		
3053 Transportation equipment.....	200.00	750.00	241.43		
3057 Cleaning equipment.....	100.00	100.00	95.00		
3059 Special and miscellaneous equipment.....	100.00	134.00	18.78		
30 Total equipment.....	4,815.00	7,544.00	3,953.73		
Structures and nonstructural improvements to lands:					
3211 Buildings, etc.....	3,000.00	3,000.00	650.00		
3220 Nonstructural improvements.....	2,500.00	3,000.00	1,800.00		
32 Total structures, etc.....	5,500.00	6,000.00	2,450.00		
Total.....	175,000.00	173,139.00	156,186.36		
<i>Building for Birds, National Zoological Park, District of Columbia—</i>					
For completing the construction of public exhibition building for birds, <b>[\$49,000: Provided, That the Commissioners of the District of Columbia are authorized to enter into contract or contracts for the completion of said building in accordance with plans and specifications approved by the regents of the Smithsonian Institution at a cost not to exceed \$102,000] (act May 10, 1926, vol. 44, p. 450)</b> .....				\$53,000.00	\$49,000.00
3211 Public exhibition building for birds: Expenditures—1928, \$53,000; 1927, \$49,000.					
<i>For the construction and equipment of exhibition cages within and around the exterior of public exhibition building for birds (submitted)</i> .....				25,000.00	
3211 Exhibition cages: Expenditure, 1928, \$25,000.					
Total, National Zoological Park.....				253,000.00	222,199.00
<i>Increasing Water Supply, District of Columbia—</i>					
<b>[For continuing work on the project for an increased water supply for the District of Columbia, adopted by Congress in the Army appropriation act for the fiscal year 1922, as modified by the District of Columbia appropriations acts for the fiscal years 1925 and 1924, and as further modified by the report submitted to Congress by the Secretary of War December 4, 1923, and for each and every purpose connected therewith, to be available immediately and to remain available until expended, \$1,500,000 Provided, That no bid in excess of the estimated cost for that portion of the work or plant covered by the bid shall be accepted, nor shall any contract for any portion of the work, material, or equipment to constitute a part of the plant for which the appropriation is available be valid unless the Chief of Engineers of the United States Army shall have certified thereon that all its terms are within the requirements of the authorization and the revised estimates for the work] (acts June 10, 1920, vol. 41, p. 1068; May 10, 1926, vol. 44, p. 450)</b> .....					1,500,000.00

*Estimates of appropriations required for the service of the fiscal year ending June 30, 1928—Continued*

General object (title of appropriation), date of acts, references to Statutes at Large, or to Revised Statutes, and estimated amount required for each detailed object				Total amount to be appropriated under each head of appropriation		Amount appropriated for the fiscal year ending June 30, 1927	
<i>Increasing Water Supply, District of Columbia—Continued.</i>							
	Estimated expenditures, 1928 appropriation	Estimated expenditures, 1927 appropriation	Expended and obligated, 1926				
Field service:							
Salaries and wages—	Average—	Average—	Average—				
Salary range, \$5,200 to \$6,000; average, \$5,600—	No. Salary	No. Salary	No. Salary				
Associate engineer	1 \$5,200	1 \$5,200	1 \$5,200				
Salary range, \$3,800 to \$5,000; average, \$4,400—							
Assistant engineer							
Salary range, \$3,000 to \$3,600; average, \$3,300—							
Assistant engineer	1 3,300	1 3,300	1 3,300				
Junior engineer	1 3,000	1 3,000	1 3,000				
Chief clerk	1 3,000	1 3,000	1 3,000				
Salary range, \$2,400 to \$3,000; average, \$2,700—							
Junior engineer	1 2,700	1 2,700	1 2,700				
Chief chemist							
Architectural draftsman							
Clerk	1 2,400	1 2,400	1 2,400				
Draftsman	1 2,400	1 2,400	1 2,400				
Special officer							
Salary range, \$2,100 to \$2,700; average, \$2,400—							
Junior engineer	1 2,400	1 2,400	1 2,400				
Assistant superintendent	1 2,400	1 2,400	1 2,400				
Junior engineer							
Draftsman	1 2,100	1 2,100	1 2,100				
Salary range, \$1,860 to \$2,400; average, \$2,100—							
Junior engineer	1 2,100	1 2,100	1 2,100				
Inspector	1 2,100	1 2,100	1 2,100				
Clerk	1 2,100	1 2,100	1 2,100				
Inspectors	5 2,040	4 2,040	4 2,040				
Surveymen	2 2,040	1 2,040	1 2,040				
Surveyman							
Draftsman	1 1,920	1 1,920	1 1,920				
Inspectors	2 1,920	2 1,920	2 1,920				
Surveyman	1 1,920	1 1,920	1 1,920				
Clerk	1 1,920	1 1,920	1 1,920				
Salary range, \$1,680 to \$2,040; average, \$1,860—							
Clerk	1 1,920	1 1,920	1 1,920				
Clerk							
Engineer and chauffeur	1 1,860	1 1,860	1 1,860				
Clerk	1 1,800	1 1,800	1 1,800				
Inspectors	14 1,800	12 1,800	12 1,800				
Surveyman	1 1,800	1 1,800	1 1,800				
Draftsman							
Clerks	2 1,740	1 1,740	1 1,740				
Clerk	1 1,680	1 1,680	1 1,680				
Salary range, \$1,500 to \$1,860; average, \$1,680—							
Clerk	1 1,680	1 1,680	1 1,680				
Clerk	1 1,620	1 1,620	1 1,620				
Inspector	1 1,620	1 1,620	1 1,620				
Surveyman							
Clerk	1 1,560	1 1,560	1 1,560				
Surveyman							
Clerk	1 1,500	1 1,500	1 1,500				
Salary range, \$1,320 to \$1,680; average, \$1,500—							
Draftsman	1 1,500	1 1,500	1 1,500				
Inspector	1 1,440	1 1,440	1 1,440				
Surveymen	2 1,440	2 1,440	2 1,440				
Subsurveymen							
Clerk	1 1,380	1 1,380	1 1,380				
Machinist helper	1 1,380	1 1,380	1 1,380				
Clerk	1 1,320	1 1,320	1 1,320				
Handyman	1 1,320	1 1,320	1 1,320				
Machinist helper							
Salary range, \$1,140 to \$1,500; average, \$1,320—							
Handymen	2 1,200	2 1,200	2 1,200				
Subsurveyman							
Salary range, \$1,020 to \$1,260; average, \$1,140—							
Messenger	1 1,080	1 1,080	1 1,080				
Salary range, \$780 to \$1,020; average, \$900—							
Messenger	1 900	1 900	1 900				
Temporary employees (designation omitted)	19 684	32 897	32 897				
Total average number of employees	82	93	93				
Total salaries and wages, field service		130,955.00	143,153.40				
Deduct allowances for subsistence, lodging, etc.							
Cash payment, salaries and wages		130,955.00	143,153.40				
The difference between 1928 and 1927 is due to decrease in force, \$22,875.							
Deduct expenditures for personal services included in objects named below		102,299.00	107,968.24				
01 Total personal services		28,656.00	35,185.16				
Supplies and materials:							
0200 Stationery and office supplies		800.00	874.75				
0210 Medical and hospital supplies		5.00	5.35				
0230 Fuel		2,300.00	2,249.46				
0280 Sundry supplies		200.00	181.01				
02 Total supplies and materials		3,305.00	3,310.57				

*Estimates of appropriations required for the service of the fiscal year ending June 30, 1928—Continued*

General object (title of appropriation), date of acts, references to Statutes at Large, or to Revised Statutes, and estimated amount required for each detailed object	Total amount to be appropriated under each head of appropriation	Amount appropriated for the fiscal year ending June 30, 1927
--	--	--

*Increasing Water Supply, District of Columbia—Continued.*

	Estimated expenditures, 1928 appropriation	Estimated expenditures, 1927 appropriation	Expended and obligated, 1926
Communication service:			
0500 Telegraph service.....		\$25. 00	\$21. 79
0510 Telephone service.....		1, 000. 00	975. 95
05 Total communication service.....		1, 025. 00	997. 74
06 Travel expenses.....		1, 000. 00	1, 467. 85
07 Transportation of things (service).....		1, 000. 00	5, 041. 71
Printing and binding, etc.:			
0810 Lithographing, engraving, and engrossing.....		500. 00	1, 840. 36
0830 Photographing and making photographs and prints.....		200. 00	673. 43
08 Total printing and binding, etc.....		700. 00	2, 513. 79
09 Advertising and publication of notices (service).....		200. 00	639. 89
10 Furnishing of heat, light, power, water, and electricity (service).....		150. 00	104. 95
12 Repairs and alterations.....		1, 500. 00	1, 305. 95
Equipment (includes livestock):			
3010 Furniture, furnishings, and fixtures.....		500. 00	581. 83
3020 Educational, scientific, and recreational equipment.....		250. 00	406. 66
3050 Other equipment.....		1, 000. 00	1, 482. 40
30 Total equipment (includes livestock).....		1, 750. 00	2, 470. 89
31 Land and interests in land.....		45, 500. 00	7, 047. 14
32 Other structures.....		1, 415, 214. 00	1, 790, 273. 02
Total.....		1, 500, 000. 00	1, 859, 358. 66

Total, District of Columbia, excluding water service and permanent and indefinite appropriations.....

\$34, 236, 659. 00      \$33, 664, 380. 00

*Except as hereinafter specified, the following sums are appropriated wholly out of the revenues of the water department for expenses of the Washington Aqueduct and its appurtenances and for expenses of water department, namely:*

*Washington Aqueduct, District of Columbia—*

For operation, including salaries of all necessary employees, maintenance and repair of Washington Aqueduct and its accessories, McMillan Park Reservoir, Washington Aqueduct tunnel, the filtration plant, the plant for the preliminary treatment of the water supply, purchase, installation, and maintenance of water meters on Federal services, vehicles, rubber boots and protective apparel, and for each and every purpose connected therewith (*acts June 11, 1878, vol. 20, p. 104; May 10, 1926, vol. 44, p. 450*).  
For ordinary repairs, grading, opening ditches, and other maintenance of Conduit Road (*same acts*).....

\$192, 210. 00

5, 000. 00

197, 210. 00

197, 210. 00

	Estimated expenditures, 1928 appropriation	Estimated expenditures, 1927 appropriation	Expended and obligated, 1926
Field service:			
Salaries and wages—			
Salary range, \$3,800 to \$5,000; average, \$4,400—			
Superintendent.....	No. 1      Salary \$3, 800	Average— No. 1      Salary \$3, 800	Average— No. 1      Salary \$3, 800
Salary range, \$2,400 to \$3,000; average, \$2,700—			
Assistant superintendent.....	1      2, 400	1      2, 700	1      2, 400
Chief chemist.....	1      2, 700	1      2, 700	1      2, 700
Chief steam engineer.....	1      2, 600	1      2, 600	1      2, 460
Special officer.....	1      2, 600	1      2, 600	1      2, 500
Salary range, \$2,100 to \$2,700; average, \$2,400—			
First assistant steam engineer.....	1      2, 200	1      2, 200	1      2, 040
First assistant chemist.....	1      2, 100	1      2, 100	1      2, 100
Salary range, \$1,860 to \$2,400; average, \$2,100—			
Inspectors.....	2      1, 920	1      1, 920	1 1/2      1, 920
Blacksmith.....	1      1, 860	1      1, 860	1      1, 860
Second assistant steam engineer.....	1      1, 860	1      1, 860	1      1, 860
Draftsman.....	1      1, 860	1      1, 860	1      1, 920
Engineer and chauffeur.....	1      1, 860	1      1, 860	1      1, 840
Mechanic.....	1      1, 860	1      1, 860	1      1, 860
Special officer.....	1      1, 980	1      1, 980	1      1, 980
Painter.....	1      1, 860	1      1, 860	1      1, 860
Mechanic.....	1      1, 860	1      1, 860	1      1, 860
Salary range, \$1,680 to \$2,040; average, \$1,860—			
Third assistant steam engineer.....	1      1, 680	1      1, 680	1      1, 680
Inspector.....	1      1, 800	1      1, 800	1      1, 800
Electrician.....	1      1, 800	1      1, 800	1      1, 800
Machinist.....	1      1, 740	1      1, 740	1 1/2      1, 790



*Estimates of appropriations required for the service of the fiscal year ending June 30, 1928—Continued*

General object (title of appropriation), date of acts, references to Statutes at Large, or to Revised Statutes, and estimated amount required for each detailed object				Total amount to be appropriated under each head of appropriation	Amount appropriated for the fiscal year ending June 30, 1927
<i>Washington Aqueduct, District of Columbia—Continued.</i>					
	Estimated expenditures, 1928 appropriation	Estimated expenditures, 1927 appropriation	Expended and obligated, 1926		
Field service—Continued.					
Salaries and wages—Continued.					
Salary range, \$1,680 to \$2,040; average, \$1,860—Con.	Average— No. Salary	Average— No. Salary	Average— No. Salary		
Overseers.....	3 \$1,780	3 \$1,780	3 \$1,740		
Blacksmith.....	1 1,680	1 1,680	1 1,780		
Special officer.....	1 1,680	1 1,680	1 1,620		
Gauge tender.....	1 1,680	1 1,680	1 1,680		
Painter.....			1 1,820		
Mechanic.....			1 1,820		
Salary range, \$1,500 to \$1,860; average, \$1,680—					
Foreman.....	1 1,560	1 1,560	1 1,560		
Storekeeper.....	1 1,560	1 1,560	1 1,530		
Timekeeper.....			1 1,500		
Gauge tender.....	1 1,560	1 1,560	1 1,560		
Gauge reader.....	1 1,560	1 1,560	1 1,530		
Handymen.....	2 1,560	2 1,560	2 1,556		
Chauffeur.....	1 1,560	1 1,560	1 1,560		
Machinist helper.....	1 1,560	1 1,560	1 1,560		
Laboratory helper.....	1 1,560	1 1,560	1 1,560		
Salary range, \$1,320 to \$1,680; average, \$1,500—					
Laboratory helper.....			1 1,440		
Handymen.....	2 1,440	2 1,440	2 1,340		
Firemen.....	3 1,380	2 1,380	3 1,360		
Oilers.....	2 1,320	2 1,320	2 1,310		
Laborers.....	3 1,320	3 1,320	3 1,300		
Janitors.....	2 1,380	2 1,380	2 1,350		
Salary range, \$1,020 to \$1,260; average, \$1,140—					
Janitor.....	1 1,080	1 1,080	1 1,080		
Handymen.....	1 1,080	1 1,080	1 1,170		
Laborers.....	2 1,080	2 1,080	2 1,080		
Temporary employees (designation omitted).....	56 839	61 852	59 847		
Total average number of employees.....	106	108	107 1/4		
Total salaries and wages, field service.....	132,580.00	131,400.00	131,061.42		
Deduct allowance for subsistence, lodging, etc.....	1,800.00	1,800.00	1,800.00		
Cash payment, salaries and wages.....	130,780.00	129,600.00	129,261.42		
The difference between 1928 and 1927 is due to increase in force, \$1,180.					
Deduct expenditures for personal services included in objects named below.....	67,380.00	68,600.00	68,268.62		
01 Total personal services.....	63,400.00	61,000.00	60,992.80		
Supplies and materials:					
0200 Stationery and office supplies.....	500.00	500.00	513.73		
0220 Scientific and educational supplies.....	16,000.00	17,000.00	17,209.14		
0230 Fuel.....	23,000.00	22,300.00	22,389.00		
0280 Sundry supplies.....	3,000.00	3,000.00	3,013.70		
02 Total supplies and materials.....	42,500.00	42,800.00	43,125.57		
05 Telephone service.....	300.00	300.00	323.88		
06 Travel expenses.....			34.89		
07 Transportation of things (service).....			6.51		
10 Furnishing of heat, light, power, water, and electricity (service).....	25.00	25.00	25.32		
11 Other rents.....	1,700.00	1,700.00	1,707.38		
12 Repairs and alterations.....	74,285.00	77,535.00	76,085.21		
13 Special and miscellaneous current expenses.....	50.00	50.00	56.58		
Equipment (includes livestock):					
3000 Motor vehicles.....			460.50		
3010 Furniture, furnishings, and fixtures.....	200.00	400.00	474.28		
3020 Educational, scientific equipment.....	3,540.00	1,400.00	238.25		
3050 Other equipment.....	7,000.00	8,000.00	7,469.57		
30 Total equipment (includes livestock).....	10,740.00	9,800.00	8,642.60		
32 Other structures.....	4,210.00	4,000.00	6,209.26		
Total.....	197,210.00	197,210.00	197,210.00		
<i>Emergency Fund, Washington Aqueduct, District of Columbia—</i>					
For emergency fund, to be used only in case of a serious break requiring immediate repairs in one of the more important aqueduct or filtration plant structures, such as a dam, conduit, tunnel, bridge, building, or important piece of machinery, \$5,000; all expenditures from this appropriation shall be reported in detail to Congress ( <i>acts June 11, 1878, vol. 20, p. 104; May 10, 1926, vol. 44, p. 450</i> ).					
Nothing herein shall be construed as affecting the superintendence and control of the Secretary of War over the Washington Aqueduct, its rights, appurtenances, and fixtures connected with the same and over appropriations and expenditures therefor as now provided by law ( <i>same acts</i> ).					
12 Repairs and alterations: Expenditures—1928, \$5,000; 1927, \$5,000.				\$5,000.00	\$5,000.00
Total, Washington Aqueduct.....				202,210.00	202,210.00

## Estimates of appropriations required for the service of the fiscal year ending June 30, 1928—Continued

General object (title of appropriation), date of acts, references to Statutes at Large, or to Revised Statutes, and estimated amount required for each detailed object				Total amount to be appropriated under each head of appropriation	Amount appropriated for the fiscal year ending June 30, 1927
<b>Water Department, District of Columbia—</b> For revenue and inspection and distribution branches; For personal services in accordance with the classification act of 1923 ( <i>R. S., pt. 2, p. 22, secs. 195-198; acts June 10, 1879, vol. 21, p. 9, sec. 1; May 10, 1926, vol. 44, p. 450</i> )				\$164, 000. 00	\$163, 460. 00
	Estimated expenditures, 1928 appropriation	Estimated expenditures, 1927 appropriation	Expended and obligated, 1926		
<b>Salaries:</b>					
Professional and scientific service—					
Grade 5, \$5,200 to \$6,000; average, \$5,600—	<i>Average—</i>	<i>Average—</i>	<i>Average—</i>		
Senior engineer (superintendent).....	No. Salary	No. Salary	No. Salary		
Grade 4, \$3,800 to \$5,000; average, \$4,400—	1 \$5,600	1 \$5,600	1 \$5,400		
Engineer.....	1 4,200	1 4,200	1 4,000		
Grade 3, \$3,000 to \$3,600; average, \$3,300—					
Associate engineers.....	3 3,200	3 3,200	2 3,100		
Grade 2, \$2,400 to \$3,000; average, \$2,700—					
Assistant engineers.....	4 2,500	4 2,500	2 2,500		
Subprofessional service—					
Grade 8, \$2,400 to \$3,000; average, \$2,700—					
Chief engineering field aids.....	2 2,400	2 2,400			
Grade 6, \$1,860 to \$2,400; average, \$2,100—					
Senior engineering aids.....	3 1,920	3 1,920	1 1,860		
Grade 5, \$1,680 to \$2,040; average, \$1,860—					
Engineering draftsmen.....	3 1,760	3 1,760	2 1,680		
Grade 4, \$1,500 to \$1,860; average, \$1,680—					
Assistant engineering field aids.....	2 1,530	2 1,530	2 1,500		
Grade 3, \$1,320 to \$1,680; average, \$1,500—					
Junior scientific aid.....			$\frac{1}{2}$ 1,320		
Grade 2, \$1,140 to \$1,500; average, \$1,320—					
Apprentice engineering field aids.....	2 1,260	2 1,260	2 1,170		
Clerical, administrative, and fiscal service—					
Grade 9, \$3,000 to \$3,600; average, \$3,300—					
Senior administrative assistant.....	1 3,100	1 3,100	1 3,050		
Grade 7, \$2,400 to \$3,000; average, \$2,700—					
Junior administrative assistant.....	1 2,500	1 2,500			
Grade 6, \$2,100 to \$2,700; average, \$2,400—					
Principal clerks.....	2 2,300	2 2,300	2 2,250		
Grade 5, \$1,860 to \$2,400; average, \$2,100—					
Senior clerks.....	2 1,930	2 1,930	2 1,860		
Grade 4, \$1,680 to \$2,040; average, \$1,860—					
Clerks.....	6 1,680	6 1,680	6 1,680		
Grade 3, \$1,500 to \$1,860; average, \$1,680—					
Assistant clerks.....	15 1,630	15 1,608	12 1,540		
Grade 2, \$1,320 to \$1,680; average, \$1,500—					
Junior clerks.....	22 1,425	22 1,415	18 1,387		
Grade 1, \$1,140 to \$1,500; average, \$1,320—					
Underclerks.....	3 1,240	3 1,240	3 $\frac{1}{2}$ 1,200		
Custodial service—					
Grade 8, \$1,860 to \$2,400; average, \$2,100—					
Principal mechanic.....	1 2,100	1 2,100	1 2,000		
Grade 7, \$1,680 to \$2,040; average, \$1,860—					
Senior mechanics (steam engineers).....	3 2,040	3 2,040	3 2,040		
Grade 6, \$1,500 to \$1,860; average, \$1,680—					
General foreman of laborers (assistant foreman).....	1 1,560	1 1,560	1 1,560		
Mechanics (assistant steam engineers).....	3 1,740	3 1,740	3 1,740		
Grade 4, \$1,140 to \$1,500; average, \$1,320—					
Undermechanics.....	3 1,420	3 1,420	3 1,420		
Grade 3, \$1,020 to \$1,260; average, \$1,140—					
Messengers.....	3 1,060	3 1,060	3 1,060		
Watchmen.....	2 1,140	2 1,140	2 1,140		
Minor mechanics.....	4 1,200	4 1,200	4 1,200		
Total average number of annual employees.....	93	93	78 $\frac{1}{2}$		
Total salaries.....	164, 000. 00	163, 460. 00	128, 273. 55		
The difference between 1928 and 1927 is due to increase in salaries, \$540.					
For maintenance of the water department distribution system, including pumping stations and machinery, water mains, valves, fire and public hydrants, water meters, and all buildings and accessories, and the purchase and maintenance of motor trucks, purchase of fuel, oils, waste, and other materials, and the employment of all labor necessary for the proper execution of this work; and for contingent expenses, including books, blanks, stationery, printing, postage, damages, purchase of technical reference books, and periodicals, not to exceed \$75, and other necessary items [§10,000], \$7,500; in all, for maintenance ( <i>R. S., pt. 2, p. 22, secs. 195-198; acts June 10, 1879, vol. 21, p. 9, sec. 1; May 10, 1926, vol. 44, p. 451</i> )				446, 500. 00	450, 000. 00

*Estimates of appropriations required for the service of the fiscal year ending June 30, 1928—Continued*

General object (title of appropriation), date of acts, references to Statutes at Large, or to Revised Statutes, and estimated amount required for each detailed object	Total amount to be appropriated under each head of appropriation			Amount appropriated for the fiscal year ending June 30, 1927
Water Department, District of Columbia—Continued.				
	Estimated expenditures, 1928 appropriation	Estimated expenditures, 1927 appropriation	Expended and obligated, 1926	
	Number	Number	Number	
Mechanics, \$8 to \$4.48 per day.....	67	67	67	
Skilled laborers, \$4.48 to \$4 per day.....	90	90	90	
Laborers, \$3.84 to \$3.04 per day.....	50	50	50	
			\$383,746.06	
Assistant engineers, draftsmen, levelers, etc.....			23,260.08	
Maintenance of privately owned motor vehicles.....			163.50	
Total wages.....	\$302,000.00	\$302,000.00	407,169.64	
Allotment to other District of Columbia departments.....	1,000.00	1,000.00	576.15	
Auto trucks, purchase of.....	6,000.00	6,000.00	9,890.90	
Auto trucks, maintenance.....	18,000.00	18,000.00	17,514.97	
Boxes, Buffalo.....	300.00	300.00	369.00	
Coal.....	50,000.00	50,000.00	55,522.97	
Tickets, car.....	600.00	600.00	550.00	
Castings, miscellaneous.....	1,000.00	1,000.00	2,634.50	
Castings, valve.....	5,000.00	5,000.00	3,161.00	
Cement, sand, and gravel.....	1,500.00	1,500.00	1,095.21	
Cocks, curb and corporation.....	5,000.00	5,000.00	10,040.10	
Gasoline.....	10,000.00	10,000.00	9,495.00	
Kerosene.....	2,000.00	2,000.00	1,800.00	
Lumber.....	1,000.00	1,000.00	4,210.60	
Lead, pig.....	1,000.00	1,000.00	1,014.00	
Jute.....	500.00	500.00	352.00	
Meter-repair parts.....	5,000.00	5,000.00	8,117.33	
Oil, cylinder.....	500.00	500.00	226.00	
Other oils and greases.....	1,500.00	1,500.00	1,331.48	
Pipe and fittings, galvanized iron.....	500.00	500.00	2,153.36	
Pipe, lead.....	700.00	700.00	611.00	
Pumping equipment and repairs.....	5,000.00	5,000.00	7,217.45	
Castings, special, cast iron.....	2,000.00	2,000.00	554.59	
Waste, cotton.....	500.00	500.00	469.80	
Pipe and fittings, brass.....	1,000.00	1,000.00	898.15	
Pipe, cast iron.....	2,000.00	2,000.00	5,973.20	
Miscellaneous.....	15,400.00	16,400.00	19,843.03	
Contingent allotment:				
Allotments to other District of Columbia departments.....	500.00	500.00	325.00	
Books of reference.....	75.00	75.00	12.75	
Printing.....	2,500.00	3,000.00	2,465.60	
Postage stamps.....	1,500.00	1,600.00	1,200.00	
Stationery.....	1,725.00	2,000.00	1,751.89	
Typewriters and repairs.....	200.00	300.00	43.94	
Office equipment.....	500.00	1,000.00	1,084.95	
Miscellaneous.....	500.00	1,525.00	473.17	
Less repayments for whole cost deposit work.....			580,148.73	
			139,558.03	
Total.....	446,500.00	450,000.00	440,590.70	
For extension of the water department distribution system, laying of such service mains as may be necessary under the assessment system ( <i>R. S., pt. 2, p. 22, secs. 195-198; acts June 10, 1879, vol 21, p. 9, sec. 1; May 10, 1926, vol. 44, p. 451</i> ).....				
			\$250,000.00	\$250,000.00
	Estimated expenditures, 1928 appropriation	Estimated expenditures, 1927 appropriation	Expended and obligated, 1926	
	Number	Number	Number	
Mechanics, \$7.04 to \$4.48 per day.....	25	25	25	
Skilled laborers, \$4.32 to \$4 per day.....	70	70	70	
Laborers, \$3.84 to \$3.04 per day.....	132	132	132	
Total labor.....	\$110,000.00	\$110,000.00	\$121,569.28	
Pipe, cast iron.....	95,000.00	95,000.00	125,616.50	
Castings, cast iron, special.....	15,000.00	15,000.00	22,101.50	
Lead, pig.....	10,000.00	10,000.00	11,425.00	
Cement, sand, and gravel.....	1,000.00	1,000.00	475.85	
Castings, valve.....	3,000.00	3,000.00	2,926.15	
Valves.....	5,000.00	5,000.00	2,931.75	
Jute.....	500.00	500.00	175.00	
Boxes, Buffalo.....	500.00	500.00	221.40	
Miscellaneous.....	10,000.00	10,000.00	23,330.08	
			310,772.51	
Less repayments on account of whole cost and deposit work.....			13,063.07	
Total.....	250,000.00	250,000.00	297,709.44	

*Estimates of appropriations required for the service of the fiscal year ending June 30, 1928—Continued*

General object (title of appropriation), date of acts, references to Statutes at Large, or to Revised Statutes, and estimated amount required for each detailed object	Total amount to be appropriated under each head of appropriation	Amount appropriated for the fiscal year ending June 30, 1927
<b>Water Department, District of Columbia—Continued.</b> The rates of assessment for laying or constructing water mains and service sewers in the District of Columbia under the provisions of the act entitled "An act authorizing the laying of water mains and service sewers in the District of Columbia, the levying of assessments therefor, and for other purposes," approved April 22, 1904, are hereby increased from \$1.25 to \$2 and \$1 to \$3, respectively, per linear front foot for any water mains and service sewers constructed or laid during the fiscal year [1927] 1928 (act May 10, 1926, vol. 44, p. 451). [The Commissioners of the District of Columbia are directed to increase the scale of water rents in effect in the District of Columbia by 12½ per centum per annum for the fiscal year ending June 30, 1927: <i>Provided</i> , That such increase shall remain in effect until otherwise provided by law] (same act). [The Commissioners of the District of Columbia, in the execution of the provisions of law requiring an increase in water rates of 12½ per centum per annum, are authorized, whenever the application of the 12½ per centum to existing rates results in rates with fractional cents, to fix the rates at the nearest amounts not containing fractional cents] (act July 3, 1926, vol. 44, p. 850). For installing water meters on services to private residences and business places as may not be required to install meters under existing regulations, as may be directed by the commissioners; said meters at all times to remain the property of the District of Columbia (same act)	\$30,000.00	\$30,000.00

	Estimated expenditures, 1928 appropriation	Estimated expenditures, 1927 appropriation	Expended and obligated, 1926
	Number	Number	Number
Mechanics, \$8 to \$6.08 per day.....	6	6	6
Skilled laborers, \$4 per day.....	12	12	12
Laborers, \$3.60 per day.....	3	3	3
Total.....	\$11,000.00	\$11,000.00	\$12,080.28
Water meters.....	12,000.00	12,000.00	10,275.00
Frames and covers.....	2,000.00	2,000.00	1,848.70
Pipe, terra cotta.....	1,000.00	1,000.00	1,127.80
Fittings, pipe.....	2,000.00	2,000.00	1,726.80
Cocks, stop.....	100.00	100.00	99.00
Miscellaneous.....	1,900.00	1,900.00	2,552.83
Total.....	30,000.00	30,000.00	29,710.41

For installing fire and public hydrants, [machinery and appurtenances required for necessary extensions] (same act)

25,000.00 25,000.00

	Estimated expenditures, 1928 appropriation	Estimated expenditures, 1927 appropriation	Expended and obligated, 1926
	Number	Number	Number
Mechanics, \$6.64 per day.....	2	2	2
Skilled laborers, \$4.48 to \$4 per day.....	5	5	5
Total labor.....	\$6,000.00	\$6,000.00	\$5,737.93
Fire hydrants.....	14,000.00	14,000.00	11,310.00
Castings, special.....	1,000.00	1,000.00	350.00
Pipe, galvanized.....	1,000.00	1,000.00	602.00
Lead, pig.....	2,000.00	2,000.00	960.00
Miscellaneous.....	1,000.00	1,000.00	1,495.15
Total.....	25,000.00	25,000.00	20,455.08

[For five thousand seven hundred feet of sixteen-inch main in Sixteenth Street northwest, from Meridian to Fuller Streets northwest, west in Fuller Street and Columbia Road to Eighteenth Street northwest]

54,150.00

	Estimated expenditures, 1928 appropriation	Estimated expenditures, 1927 appropriation	Expended and obligated, 1926
Labor.....		\$16,680.00	
Pipe, cast iron.....		23,375.00	
Castings, special.....		3,000.00	
Valves.....		1,500.00	
Lead, pig.....		2,000.00	
Miscellaneous.....		7,505.00	
Total.....		54,150.00	

*Estimates of appropriations required for the service of the fiscal year ending June 30, 1928—Continued*

General object (title of appropriation), date of acts, references to Statutes at Large, or to Revised Statutes, and estimated amount required for each detailed object				Total amount to be appropriated under each head of appropriation	Amount appropriated for the fiscal year ending June 30, 1927
<b>Water Department, District of Columbia—Continued.</b>					
<b>For one thousand nine hundred feet of sixteen-inch main in H Street northwest, from Eighth to Thirteenth Streets]</b>					\$19, 371. 00
	Estimated expenditures, 1928 appropriation	Estimated expenditures, 1927 appropriation	Expended and obligated, 1926		
Labor.....		\$6, 160. 00			
Pipe, cast iron.....		7, 125. 00			
Castings, special.....		1, 500. 00			
Valves.....		300. 00			
Lead, pig.....		600. 00			
Miscellaneous.....		3, 686. 00			
<b>Total.....</b>		<b>19, 371. 00</b>			
<b>For replacement of old mains in various locations on account of inadequate size and bad condition of pipe on account of age, and laying mains in advance of pavement (act July 3, 1926, vol. 44, p. 850)</b>				\$50, 000. 00	50, 000. 00
	Estimated expenditures, 1928 appropriations	Estimated expenditures, 1927 appropriations	Expended and obligated, 1926		
Labor.....	\$20, 000	\$20, 000			
Pipe, cast iron.....	20, 000	20, 000			
Castings, valves, lead, etc.....	10, 000	10, 000			
<b>Total.....</b>	<b>50, 000</b>	<b>50, 000</b>			
<b>For purchase or condemnation of site for new third high-service reservoir, \$50,000, and the commissioners are hereby authorized to close, where necessary, all highways that may interfere with the development of the proposed project]</b>					50, 000. 00
<b>For nine thousand feet of twelve-inch main in Alabama Avenue southeast, from Branch Avenue to the District Line (submitted)</b>				42, 800. 00	
	Estimated expenditures, 1928 appropriation	Estimated expenditures, 1927 appropriation	Expended and obligated, 1926		
Labor.....	\$17, 120				
Pipe, cast iron.....	18, 000				
Castings, special.....	3, 500				
Valves.....	700				
Lead, pig.....	1, 200				
Miscellaneous.....	2, 280				
<b>Total.....</b>	<b>42, 800</b>				
<b>For four thousand three hundred feet of twelve-inch main in Alabama Avenue southeast, from Fifteenth Street to a point opposite Garfield School (submitted)</b>				20, 700. 00	
	Estimated expenditures, 1928 appropriation	Estimated expenditures, 1927 appropriation	Expended and obligated, 1926		
Labor.....	\$7, 000				
Pipe, cast iron.....	7, 500				
Castings, special.....	1, 500				
Valves.....	500				
Lead, pig.....	700				
Miscellaneous.....	3, 500				
<b>Total.....</b>	<b>20, 700</b>				
<b>For the laying of approximately 21,000 feet of 48-inch water main from the intersection of Nebraska and Wisconsin Avenues to Georgia Avenue and Military Road, and for an addition to Reno Reservoir, \$450,000, to be immediately available, of which amount \$300,000 shall be paid from the revenues of the water department and \$150,000 from the revenues of the District of Columbia: Provided, That not to exceed \$250,000 of the unexpended balances of appropriations heretofore made for "Increasing water supply, District of Columbia," shall also be available for the purposes of this paragraph (submitted)</b>				450, 000. 00	
<b>Laying 21,000 feet of 48-inch water main and enlarging Reno Reservoir: Expenditure, 1928, \$450,000.</b>					

*Estimates of appropriations required for the service of the fiscal year ending June 30, 1928—Continued*

General object (title of appropriation), date of acts, references to Statutes at Large, or to Revised Statutes, and estimated amount required for each detailed object	Total amount to be appropriated under each head of appropriation	Amount appropriated for the fiscal year ending June 30, 1927
<b>Water Department, District of Columbia—Continued.</b> <i>For construction of additional water tower of one hundred and sixty thousand gallons capacity at Reno Reservoir (submitted)</i>	\$60,000.00	
Labor: Expenditure, 1928, \$36,000. Cement, brick, and steel; expenditure, 1928, \$24,000.		
Total, Water Department, District of Columbia	1,539,000.00	\$1,091,981.00
<p>SEC. 2. That the services of draftsmen, assistant engineers, levelers, transitmen, rodmen, chainmen, computers, copyist, overseers, and inspectors temporarily required in connection with sewer, street, street-cleaning or road work, or construction and repair of buildings and bridges, or any general or special engineering or construction work authorized by appropriations may be employed exclusively to carry into effect said appropriations when specifically and in writing ordered by the commissioners, and all such necessary expenditures for the proper execution of said work shall be paid from and equitably charged against the sums appropriated for said work; and the commissioners in their budget estimates shall report the number of such employees performing such services, and their work, and the sums paid to each, and out of what appropriation: <i>Provided</i>, That the expenditures hereunder shall not exceed \$20,000 during the fiscal year [1927] 1928: <i>Provided further</i>, That no person shall be employed in pursuance of the authority contained in this paragraph for a longer period than nine months in the aggregate during the fiscal year.</p>		
<p>The commissioners are further authorized to employ temporarily such laborers, skilled laborers, drivers, hostlers, and mechanics as may be required exclusively in connection with sewer, street, and road work, and street cleaning, or the construction and repair of buildings and bridges, furniture and equipments, and any general or special engineering or construction or repair work, and to incur all necessary engineering and other expenses, exclusive of personal services, incidental to carrying on such work and necessary for the proper execution thereof, said laborers, skilled laborers, drivers, hostlers, and mechanics to be employed to perform such work as may not be required by law to be done under contract, and to pay for such services and expenses from the appropriations under which such services are rendered and expenses incurred (<i>act May 10, 1926, vol. 44, p. 452</i>).</p>		
<p>SEC. 3. That all horses, harness, horse-drawn vehicles necessary for use in connection with construction and supervision of sewer, street, street lighting, road work, and street-cleaning work, including maintenance of said horses and harness, and maintenance and repair of said vehicles, and purchase of all necessary articles and supplies in connection therewith, or on construction and repair of buildings and bridges, or any general or special engineering or construction work authorized by appropriations, may be purchased, hired, and maintained and motor trucks may be hired exclusively to carry into effect said appropriations, when specifically and in writing ordered by the commissioners; and all such expenditures necessary for the proper execution of said work, exclusive of personal services, shall be paid from and equitably charged against the sums appropriated for said work; and the commissioners in the budget estimates shall report the number of horses, vehicles, and harness purchased, and horses and vehicles hired, and the sums paid for same, and out of what appropriation; and all horses owned or maintained by the District shall, so far as may be practicable, be provided for in stables owned or operated by said District: <i>Provided</i>, That such horses, horse-drawn vehicles, and carts as may be temporarily needed for hauling and excavating material in connection with works authorized by appropriations may be temporarily employed for such purposes under the conditions named in section 2 of this act in relation to the employment of laborers, skilled laborers, and mechanics (<i>same act</i>).</p>		
<p>SEC. 4. The commissioners are further authorized to employ temporarily such laborers, skilled laborers, and mechanics, as may be required in connection with water-department work, and to incur all necessary engineering and other expenses, exclusive of personal services, incidental to carrying on such work and necessary for the proper execution thereof, said laborers, skilled laborers, and mechanics to be employed to perform such work as may not be required by existing law to be done under contract, and to pay for such services and expenses from the appropriation under which such services are rendered and expenses incurred (<i>same act</i>).</p>		
<p>SEC. 5. That the commissioners are authorized to employ in the execution of work the cost of which is payable from the appropriation account created in the District of Columbia appropriation act, approved April 27, 1904, and known as the "Miscellaneous trust-fund deposits, District of Columbia," all necessary inspectors, overseers, foremen, sewer tappers, skilled laborers, mechanics, laborers, special policemen stationed at street-railway crossings, one inspector of gas fitting, two janitors for laboratories of the Washington and Georgetown Gas Light Companies, market master, assistant market master, watchman, two bookkeepers in the auditor's office, clerk in the office of the collector of taxes, horses, carts, and wagons, and to hire therefor motor trucks when specifically</p>		

*Estimates of appropriations required for the service of the fiscal year ending June 30, 1928—Continued*

General object (title of appropriation), date of acts, references to Statutes at Large, or to Revised Statutes, and estimated amount required for each detailed object	Total amount to be appropriated under each head of appropriation	Amount appropriated for the fiscal year ending June 30, 1927
<p>and in writing authorized by the commissioners, and to incur all necessary expenses incidental to carrying on such work and necessary for the proper execution thereof, including the purchase of one passenger-carrying motor vehicle at a cost not to exceed \$650, and including maintenance of motor vehicles for inspection and transportation purposes, such services and expenses to be paid from said appropriation account (<i>act May 10, 1926, vol. 44, p. 452</i>).</p> <p>That any person employed under any of the provisions of this act who has been employed for 10 consecutive months or more, shall not be denied the leave of absence with pay for which the law provides (<i>act May 10, 1926, vol. 44, p. 453</i>).</p> <p>Sec. 6. That the commissioners and other responsible officials, in expending appropriations contained in this act, so far as possible shall purchase material, supplies, including food supplies and equipment, when needed and funds are available, from the various services of the Government of the United States possessing material, supplies, passenger-carrying and other motor vehicles, and equipment no longer required because of the cessation of war activities. It shall be the duty of the commissioners and other officials, before purchasing any of the articles described herein, to ascertain from the Government of the United States whether it has articles of the character described that are serviceable. And articles purchased from the Government, if the same have not been used, shall be paid for at a reasonable price, not to exceed actual cost, and if the same have been used, at a reasonable price based upon length of usage. The various services of the Government of the United States are authorized to sell such articles to the municipal government under the conditions specified and the proceeds of such sales shall be covered into the Treasury as miscellaneous receipts: <i>Provided</i>, That this section shall not be construed to amend, alter, or repeal the Executive order of December 3, 1918, concerning the transfer of office materials, supplies, and equipment in the District of Columbia falling into disuse because of the cessation of war activities (<i>same act</i>).</p> <p>[Sec. 7. Hereafter in the payment of compensation of per diem employees of the Government of the District of Columbia a signature by mark duly witnessed by an employee of such District designated for that purpose by the commissioners, shall be deemed a full legal acquittance as to such signature.] (<i>same act</i>).</p>		
Total, District of Columbia, excluding permanent and indefinite appropriations.....	\$35, 977, 869. 00	\$34, 958, 571. 00
INDEFINITE APPROPRIATIONS		
<p><i>Refunding Taxes, District of Columbia—</i></p> <p>For payment of amounts collected by the District erroneously on account of taxes, fines, fees, and similar charges which are returned to the respective parties who may have erroneously paid the same (chargeable to the revenues of the District of Columbia) (<i>act June 11, 1878, vol. 20, pp. 102-108, secs. 3, 4</i>).....</p>	60, 000. 00	15, 000. 00
Expenditures: 1928, \$60,000; 1927, \$60,000; 1926, \$66,696.51.		
<p><i>Extension, etc., of Streets and Avenues, District of Columbia—</i></p> <p>In the various appropriations on account of extension of streets and avenues in the District of Columbia it has been the practice to make the payment of the amount awarded as damages resulting from condemnation proceedings indefinite, inasmuch as no estimate could be made as to the amount that would be awarded by the jury of condemnation in the several causes (chargeable to the revenues of the District of Columbia) (<i>act Mar. 3, 1899, vol. 30, p. 1345, sec. 6</i>).....</p>	130, 000. 00	15, 000. 00
Expenditures: 1928, \$130,000; 1927, \$200,000; 1926, \$69,452.26.		
SPECIAL AND TRUST FUNDS		
<p><i>Industrial Home School Fund, District of Columbia—</i></p> <p>This fund is derived from collections made on account of farm and greenhouse products by inmates of said school, and is used for miscellaneous expenses of maintenance, etc., on account of that institution (<i>act June 11, 1896, vol. 29, p. 411, sec. 91</i>).....</p>	4, 000. 00	2, 000. 00
Expenditures: 1928, \$4,000; 1927, \$2,000; 1926, \$4,856.44.		
<p><i>Militia Fund from Fines, District of Columbia—</i></p> <p>This fund is derived from fines imposed upon officers and men of the District Militia, and is used for the payment of clerical and miscellaneous expenses of the said militia (<i>act Mar. 1, 1901, vol. 31, p. 845, sec. 1</i>).</p>		
<p><i>Escheated Estates Relief Fund, District of Columbia—</i></p> <p>This fund is derived from proceeds of sale of effects of deceased persons in the District who die leaving no heirs or next of kin, and is expended for the benefit of the poor of the District (<i>act Mar. 3, 1901, vol. 31, p. 1251, sec. 388</i>).....</p>	3, 000. 00	
Expenditures: 1928, \$3,000; 1927, \$3,000; 1926, \$3,821.57.		

*Estimates of appropriations required for the service of the fiscal year ending June 30, 1928—Continued*

General object (title of appropriation), date of acts, references to Statutes at Large, or to Revised Statutes, and estimated amount required for each detailed object	Total amount to be appropriated under each head of appropriation	Amount appropriated for the fiscal year ending June 30, 1927
<b>Teachers' Retirement Fund Deductions, District of Columbia—</b> Indefinite appropriation of the amounts deducted from the basic salaries of teachers of the public schools of the District of Columbia, to be deposited in the Treasury of the United States to the credit of an individual account of the teacher from whose salary the deduction is made. The fund thus created to be held and invested until paid out as provided in the acts of Congress in relation thereto ( <i>acts Jan. 15, 1920, vol. 41, p. 387, secs. 1, 2; June 5, 1920, vol. 41, p. 852, sec. 1; June 11, 1926, vol. 44, p. 727</i> )----- Expenditures: 1928, \$325,000; 1927, \$300,000; 1926, \$337,726.26.	\$325,000.00	\$175,000.00
<b>Miscellaneous Trust-Fund Deposits, District of Columbia—</b> This fund is derived from deposits made by property owners, corporations, and others on account of work to be performed by the District in connection with cuts in streets, special sewers, and various engineering projects the whole cost of which is payable by the depositor; there are also carried in this account several bequests for the benefit of certain charitable and religious institutions, and as a fund to provide awards for prizes for excellence in school work ( <i>act Apr. 27, 1904, vol. 33, p. 368, sec. 1</i> )----- Expenditures: 1928, \$1,000,000; 1927, \$1,000,000; 1926, \$1,187,290.17.	1,000,000.00	771,557.00
<b>Washington Redemption Fund, District of Columbia—</b> This fund is derived from the collections on account of payments made by persons redeeming their property which has been previously sold for taxes; payments from this fund are made to the various holders of certificates representing purchases of such unpaid taxes ( <i>act June 11, 1878, vol. 20, pp. 102-108, secs. 1-15</i> )----- Expenditures: 1928, \$350,000; 1927, \$350,000; 1926, \$434,493.53.	350,000.00	125,000.00
<b>Permit Fund, District of Columbia—</b> This fund is derived from deposits made by property owners for various improvements, sewers, etc., of which the half cost is paid by said owner ( <i>act Aug. 7, 1894, vol. 28, p. 247, sec. 1</i> )----- Expenditures: 1928, \$80,000; 1927, \$80,000; 1926, \$91,896.63.	80,000.00	20,000.00
<b>Policemen and Firemen's Relief Fund, District of Columbia—</b> This fund consists of fines imposed upon members of the police and fire departments by way of discipline; rewards, gifts, and emoluments received for extraordinary services; a deduction of 2½ per cent of the monthly salary of each member of said departments; donations; net proceeds of sale of unclaimed property, any deficiencies in said fund being paid from the general revenues of the District of Columbia. Payments are made to pensioners under said fund pursuant to law ( <i>acts Feb. 25, 1885, vol. 23, pp. 316, 317, sec. 1; Sept. 1, 1916, vol. 39, p. 718, sec. 12; Sept. 8, 1916, vol. 39, p. 809, sec. 1</i> )----- Expenditures: 1928, \$590,000; 1927, \$450,000; 1926, \$523,656.48.	590,000.00	450,000.00
<b>Surplus Fund, District of Columbia—</b> This fund is derived from amount of surplus paid at tax sales by purchasers of tax-sale certificates on account of property sold for taxes; upon the redemption of the property by the owner the surplus reverts to the original depositor ( <i>act June 11, 1878, vol. 20, pp. 102-108, secs. 1-15</i> ). Expenditures: 1926, \$17.		
<b>Outstanding Liabilities, District of Columbia—</b> This fund is derived from funds to the credit of disbursing officers of the District to meet checks issued and outstanding for a period of three years and over, the said funds being transferred from the disbursing officers' official credit to the credit of this fund ( <i>act Apr. 28, 1904, vol. 33, p. 574, secs. 1, 2</i> ).		
<b>Redemption of Tax-Lien Certificates, Redemption of Assessment Certificates, Washington Special Tax Fund—</b> These funds are created in connection with tax system under acts of Congress and represent moneys deposited for the redemption of the various certificates of the District issued thereunder. No expenditure is anticipated on account of said funds during 1928 ( <i>act June 11, 1878, vol. 20, pp. 102-108, secs. 1-15</i> ).		
Total, permanent and indefinite appropriations under District of Columbia-----	2,542,000.00	1,573,557.00
Total under District of Columbia-----	38,519,869.00	36,532,128.00



# INDEX

A		Page		Page
Accounts—			Allotment of lands, under act of February 8, 1887.....	465
And Deposits, Commissioner of.....	857		Allotting, Indian reservations, surveying and.....	465
Bureau of, Post Office Department, salaries.....	794		Allowance—	
Division of, Department of Agriculture, salaries.....	109		For clerks at consulates.....	823
Supplies and, Navy.....	766		To widows or heirs of Foreign Service officers who die	
Acquisition of additional forest lands, expenses.....	312		abroad.....	827
Acting assistant surgeons, pay.....	905		Almanac Office, nautical, salaries.....	759
Adjusted compensation act, World War.....	107		Ambassadors and ministers, salaries.....	819
Adjutant General's Office, salaries.....	954		American Battle Monuments Commission, expenses.....	34
Admeasurement, of vessels.....	361		American convicts, expenses of prisons for.....	844
Administration—			American ethnology, Smithsonian Institution.....	78
Affairs of the Five Civilized Tribes.....	549		American Republics, International Union of.....	831
Warehouse act.....	285		American seamen—	
Advertising sales, Indian lands.....	466		Pay of consular officers for services to.....	845
Advisory Committee for Aeronautics, National.....	72		Relief and protection.....	826
Aeronautics—			Shipwrecked, rescuing.....	828
Bureau of, Navy Department.....	776		Ammunition—	
Military.....	1002		Increase of the Navy.....	785
National Advisory Committee for.....	72		Ordnance stores, Army.....	1035
Affairs of the Five Civilized Tribes, administration of.....	549		Vessels of the Navy.....	764
Aged and Infirm, District of Columbia, Home for.....	1293		Anacostia River, D. C., improvement of flats.....	1297
Agencies, Indian, buildings at, and repairs.....	462		Animal Industry—	
Agents, internal-revenue, salaries and expenses.....	882		Bureau of, salaries and expenses.....	137
Agricultural Department—			Meat inspection.....	149, 150
Miscellaneous items.....	310		Annapolis, Md., engineering experimental station.....	760
Permanent appropriations.....	215		Annual expenses, Cape Spatol Light.....	828
Printing and binding.....	114		Annual Tables of Constants, International Commission on.....	832
Salaries and expenses.....	109		Antietam battle field, preservation of.....	1089
Agricultural Economics, Bureau of, salaries and expenses.....	268		Antitrust laws, enforcement of.....	693
Agricultural experiment stations, expenses.....	117		Apache Indians, Oklahoma, withdrawal of funds of.....	468
Agricultural extension work, cooperative.....	130		Appendix, governmental functions, definition of.....	A3
Agricultural Institute, International, at Rome, Italy.....	832		Appliances, for disabled soldiers.....	1097
Aid of schools—			Appointments, Division of, salaries.....	869
Five Civilized Tribes.....	531		Appropriations—	
Indian public schools, Utah.....	533		Available during fiscal year 1927.....	A77
Air mail service, contract.....	807		Recommended, and made by Congress, 1927 and 1926..	A73
Aircraft in commerce.....	336		Appropriations, statement of—	
Air navigation facilities, commerce.....	338		House of Representatives.....	10
Airplane service between New York and San Francisco.....	804		Senate.....	10
Air Service—			Aqueduct, Washington, D. C.....	1306
Army.....	1002		Arapaho Indians, northern, in Montana, support of.....	552
Chief of, salaries, office of.....	1008		Arbitration boards, Board of Mediation.....	37
Alaska—			Arbitration, International Bureau of, Permanent Court of.....	832
Boundary between Canada and.....	830		Architect, supervising, salaries, office of.....	933
Care and custody of insane of.....	666		Architect of the Capitol—	
Contingent expenses, Territory of.....	665		Salaries, office of.....	10
Construction and operation of railroads.....	667		Expenses under.....	10
Education of natives of.....	661		Arizona—	
Fisheries service.....	416		Miscellaneous Indian funds.....	558
Government wharf, Juneau.....	1100		Support of Indians in.....	549
Indigent in.....	32		Arlington Memorial Bridge Commission, expenses.....	35
Inspecting mines in.....	424		Armament—	
Legislative expenses.....	666		And armor, increase of the Navy.....	785
Medical relief for natives of.....	662		Field Artillery.....	1038
Mining investigations, Bureau of Mines.....	424		Fortifications.....	1042
Protecting seal and salmon fisheries of.....	416		Panama Canal.....	1045
Public schools, Alaska fund.....	673		Arming and equipping National Guard.....	1072
Railroad fund.....	667		Armor and armament, increase of the Navy.....	785
Redistribution, funds for indigent.....	32		Armory, drill pay.....	1074
Reindeer for.....	663		Arms—	
River steamers, operation of.....	667		Manufacture of.....	1036
Roads, bridges, and trails, construction.....	1099, 1117		Uniforms, equipment, etc., National Guard.....	1074
Salaries of judges, marshals, attorneys, and clerks,			Army—	
Territory of.....	700		Air Service.....	1002
Salary of governor, Territory of.....	665		Contingencies.....	549
Star-route service.....	803		Incidental expenses.....	970
Suppressing traffic in intoxicating liquors.....	667		Pay, etc.....	957
Alaska-Washington military cable and telegraph system,			Pay of, deposit fund.....	962
extension, etc., of.....	1096		Pensions.....	599
Albuquerque, N. Mex., support of Indian school.....	511		Proving grounds.....	1040
Aliens, immigration of.....	825		Regular supplies of.....	964
Alien Property Custodian—			Signal Service.....	995
Printing and binding.....	33		Subsistence.....	963
Salaries and expenses, office of.....	32		Transportation of, and of its supplies.....	973
			War College.....	952

	Page		Page
Army and Navy Hospital, Hot Springs, Ark., burial of indi- gent ex-soldiers.....	1091	Boundary treaties, United States and Great Britain, etc....	830
Army Medical Museum, expenses.....	1012	Boys, National Training School for.....	717, 1283
Arsenals—		Bridges—	
Repairs of.....	1041	Across Potomac River at Georgetown, D. C.....	1228
Rock Island bridge, Ill.....	1041	Alaska, repair and maintenance.....	1099, 1117
Testing machines.....	1041	District of Columbia.....	1227
Art, National Gallery of.....	86	Fort Apache Reservation, Ariz.....	593
Artificial limbs, furnishing.....	1097	Mescalero Reservation, N. Mex.....	593
Artillery horses, Cavalry, Engineers, and.....	984	Red Lake, Minn.....	593
Assay offices—		Rock Island, Ill.....	1041
Freight on bullion and coin.....	929	Shoshone Reservation, Wyo.....	593
Salaries, wages, and contingent expenses.....	929	Bringing home criminals, expenses.....	844
Assessment and permit work, District of Columbia.....	1314	Bringing home remains—	
Assistant attorneys, United States courts, pay of.....	703	Civil employees of the Army who die abroad and soldiers who die on transports.....	1090
Assistants to district attorneys, pay of.....	704	Officers and soldiers who die abroad, Army.....	1090
Astoria, Oreg., Columbia River, quarantine station.....	935	Bristol, R. I., post office and customhouse.....	934
Astrophysical Observatory, Smithsonian Institution.....	80	Brooklyn, N. Y.—	
Asylum, for insane Indians at Canton, S. Dak.....	548	Navy yard. (See New York, N. Y.).....	
Atlanta, Ga., United States penitentiary.....	715	Budget, Bureau of the, salaries and expenses.....	876
Attorney General—		Buildings—	
Contingent expenses, office of.....	687	Agricultural Department, rent of.....	112
Salaries, office of.....	685	And grounds, Columbia Institute for Deaf.....	679
Attorneys—		And grounds, public schools, District of Columbia.....	1251
District, United States courts, salaries, expenses, etc.....	702	And grounds, St. Elizabeths Hospital.....	677
Probate, for Five Civilized Tribes.....	463	Capitol, repairs, etc.....	10
Austria and United States, Mixed Claims Commission.....	836	Civil Service Commission, rent of.....	45
Automatic machine rifles, Army.....	1037	Columbia Institution for Deaf, grounds.....	679
Automotive engines, investigation of.....	386	Construction of, at military posts.....	986
Aviation, Navy.....	776, 786	Department of Agriculture, rent of.....	112
Awards against the United States, payment of.....	843	Department of Commerce, rent of.....	335
		Department of Justice, rent of.....	687
<b>B</b>		Department of Labor, rent of.....	723
Bailiffs, etc.—		House office.....	11
District of Columbia courts, pay of.....	1274	Howard University.....	682
United States courts, pay of.....	707	Indian agencies and schools.....	462, 498
Bank plates, examination of national banks and.....	882	Leavenworth, Kans., Penitentiary.....	712
Bannock Indians, fulfilling treaties.....	551	Library.....	12
Barracks—		McNeil Island, Wash., Penitentiary.....	715
And quarters, Army.....	987	Military posts.....	985, 986
And quarters, Army, Philippine Islands.....	990	National Museum, repairs, etc.....	85
Batteries, gun and mortar.....	1021	National Training School for Boys.....	719
Battle field at Antietam, preservation of.....	1089	Power plant, Bureau of Standards.....	387
Bean beetle, control and prevention of spread of.....	250	Public, and public parks of the National Capital, general expenses.....	76
Binding, public printing and.....	22	Public, and public parks of the National Capital, salaries.....	75
Biological Survey, Bureau of, salaries and expenses.....	253	Public, construction of (alphabetically arranged).....	934
Biologic products, control.....	919	Public, furniture and repairs of same.....	942
Birthplace of Lincoln, preservation of, special fund.....	1096	Public, general expenses.....	939
Birthplace of Washington, Wakefield, Va., improvements and repairs at.....	1098	Public, mechanical equipment.....	937
Bismarck, N. Dak., Indian school.....	516	Public, operating force for.....	941
Blackfeet Agency, Mont., support of Indians of.....	549	Public, operating supplies for.....	943
Blackfeet Reservation, Mont., irrigation systems.....	486	Public, repairs and preservation.....	935
Blind—		Public vaults and safes for.....	938
National library for.....	1295	Public schools, District of Columbia.....	1251
To promote education of.....	944	Quartermaster Corps, United States Army, rent of.....	993
Blind children, District of Columbia, instruction of.....	1244	Remodeling, etc.....	934
Board of Charities, District of Columbia, salaries and ex- penses.....	1278	Removal of dangerous, District of Columbia.....	1219
Board of Children's Guardians, District of Columbia.....	1278	Senate Office.....	11
Board of Public Welfare.....	1278	St. Elizabeths Hospital.....	677
Board of Tax Appeals, salaries and expenses.....	38	Treasury Department, annual repairs, etc.....	935
Board of Inspection and Survey, Navy Department.....	748	Treasury Department, rent of.....	850
Board of Mediation.....	36	Vaults.....	938
Arbitration boards.....	37	Where Abraham Lincoln died, repairs to.....	76
Emergency boards.....	37	Bullion and coin, freight on.....	922
Printing and binding.....	37	Bureau of Accounts, salaries.....	794
Board for Vocational Education, Federal, permanent appro- priations.....	48	Bureau of Aeronautics, Navy, salaries.....	776
Boise, Idaho, assay office at, salaries, wages, and contingent.....	929	Bureau of Agricultural Economics, salaries and expenses.....	268
Bookkeeping and Warrants, Division of, salaries.....	858	Bureau of American Republics, International.....	831
Books—		Bureau of Animal Industry, salaries and expenses.....	137
And maps, State Department.....	816	Bureau of Biological Survey, salaries and expenses.....	253
For judicial officers.....	709	Bureau of the Census, salaries and expenses.....	355-358
Justice, Department of.....	686	Bureau of Chemistry, salaries and expenses.....	219
National Museum.....	85	Bureau of Chemistry and Soils.....	220
Public Health Service.....	908	Bureau, Children's, salaries and expenses.....	733
State Department.....	816	Bureau of Construction and Repair—	
Botanic Garden—		Naval Establishment, expenses.....	762
Improving.....	13	Salaries.....	763
Salaries.....	13	Bureau of Dairy Industry, salaries and expenses.....	152
Boundary, Alaska and Canada.....	830	Bureau of Education, salaries and expenses.....	658-664
Boundary Commission, International (water), United States and Mexico.....	829	Bureau of Efficiency, salaries and expenses.....	39
Boundary line, United States and Canada.....	830	Bureau of Engineering—	
		Naval Establishment, expenses.....	760
		Salaries.....	761

	Page		Page
Bureau of Engraving and Printing—		Canton, S. Dak., asylum for insane Indians at	548
Compensation of employees	898	Cape Spartel Light, coast of Morocco, annual expenses	828
Materials and miscellaneous expenses	900	Cape Town, foreign hospital at	836
Plate printing	900	Capitol—	
Salaries	897	Architect of, etc., salaries, office of	10
Bureau of Entomology, salaries and expenses	234	Grounds, improving	11
Bureau of Fisheries, salaries and expenses	409-417	Power plant	12
Bureau of Foreign and Domestic Commerce, salaries and expenses	340	Repairs	10
Bureau of Forestry, salaries and expenses	195	Capitol police—	
Bureau of Home Economics, salaries and expenses	289	Contingent fund	9
Bureau of Immigration—		Salaries	9
Expenses	726	Uniforms	9
Salaries	726	Care—	
Bureau of Indian Affairs, salaries and expenses	456-599	And maintenance, Library of Congress	19
Bureau of Insular Affairs, salaries, office of	1013	And maintenance, Lincoln Memorial	76
Bureau of Interparliamentary Union for Promotion of International Arbitration, expenses	832	And maintenance of children, District of Columbia	1279
Bureau of Labor Statistics, salaries and expenses	724	And maintenance of Washington Monument	76
Bureau of Lighthouses, salaries	388	Bridges, District of Columbia	1227
Bureau of Medicine and Surgery—		Confederate burial plats	1091
Naval Establishment, contingent	769	Dead of the Navy	770
Salaries	770	Executive Mansion	30
Bureau of Militia, War Department, salaries	1075	Grounds, Bureau of Standards	369
Bureau of Mines, salaries and expenses	420-442	Indian timberlands	468
Bureau of Naturalization—		Indigent patients, District of Columbia	1286
Miscellaneous expenses	731	Insane of Alaska, custody and	666
Salaries	730	Insane Filipino soldiers	1013
Bureau of Navigation, Department of Commerce—		Insane soldiers of Porto Rico Regiment of Infantry	1013
Miscellaneous indefinite appropriations	366	Lepers, etc., island of Guam	745
Salaries and expenses	360-366	Mine buildings, Pittsburgh, Pa.	434
Bureau of Navigation—		Of the dead, Navy	770
Naval Establishment, expenses	749	Public buildings and public parks of the National Capital	75
Salaries	753	Carlsbad Cave national monument	655
Bureau of Ordnance—		Carroll, Jennie, annuity to	1086
Naval Establishment, expenses	764	Carson, Nev.—	
Salaries	765	Mint at, salaries, wages, and contingent	923
Bureau of Pensions—		Support of Indian school	510
Employees' retirement act	602	Catalogue of Scientific Literature, international	80
Salaries and expenses	599	Cavalry School, Fort Riley, Kans.	1062
Bureau of Permanent Court of Arbitration, International	832	Cavalry and Artillery, horses for Engineers and	984
Bureau of Plant Industry, salaries and expenses	155	Cavite, P. I., naval station	775
Bureau for Publication of Customs Tariffs, International	828	Cemeteries, national	1087
Bureau of Public Health Service—		Census Bureau, salaries and expenses	355-358
Expenses	903	Center Market, operation and management	287
Salaries, Office of Surgeon General	903	Central and South America, promoting commerce	345
Bureau of Public Roads, salaries and expenses	262	Central Dispensary and Emergency Hospital, District of Columbia	1285
Bureau of Soils, salaries and expenses	220	Channel, South Pass, Mississippi River, maintenance	1112
Bureau of Standards—		Chargés d'affaires ad interim, salaries	819
Investigation of fire-resisting properties	371	Charities, Board of, District of Columbia, salaries and expenses	1278
Power plant building	387	Charities and corrections, District of Columbia	1278
Radio research	374	Chart presentation, estimates, receipts, and appropriations, 1928	A1
Salaries and expenses	366	Chattanooga and Chickamauga National Park, improvement	1092
Testing large scales	383	Chemical Warfare Service—	
Testing structural materials	369	Maintenance	1056
Bureau of Supplies and Accounts—		Salaries, office of Chief of	1060
Naval Establishment, maintenance	766	Chemistry, Bureau of, Department of Agriculture, salaries and expenses	219
Salaries	768	Cherokee, N. C.—	
Bureau of the Budget, salaries and expenses	876	Closing affairs of Eastern Cherokees	468
Bureau of Weights and Measures, International	828	Support of Indian school	515
Bureau of Yards and Docks—		Cheyenne Indians, Northern, in Montana, support of	552
Naval Establishment, maintenance	774	Chicago, Ill., Confederate Mound, Oakwood Cemetery	1091
Salaries	774	Chicago, Ill., post office	934
Bureau, Veterans', salaries and expenses	93-105	Chickamauga and Chattanooga National Park, improvement	1092
Bureau, Weather, salaries and expenses	131	Chickasaw and Choctaw Indians, Oklahoma, per capita payments	589
Bureau, Women's, salaries and expenses	737	Chief of Air Service, salaries, office of	1008
Burial—		Chief of Chemical Warfare Service, salaries, office of	1060
Indigent soldiers	1296	Chief of Coast Artillery, salaries, office of	1068
Indigent ex-soldiers, Army and Navy Hospital, Hot Springs, Ark.	1091	Chief of Engineers, salaries, office of	1033
Burial plats, Confederate, care of	1091	Chief of Finance, salaries, office of	962
Burke Indian School, Fort Wingate	514	Chief of Naval Operations, salaries, office of	747
Butler Building, Washington, D. C., repairs	935	Chief of Ordnance, salaries, office of	1046
Buyers, foreign, directory of	353	Chief of Staff, salaries, office of	950
<b>C</b>		Children, care and maintenance of, District of Columbia	1278
California—		Children's Bureau, salaries and expenses	733
Miscellaneous Indian funds	561	Children's Guardians, Board of, District of Columbia	1278
Naval training station	751	Children's Hospital, District of Columbia	1285
Purchase of lands for Indians in	467	Child-caring institutions, District of Columbia	1278
Support of Indians in	549	Child welfare, investigation	733
California Débris Commission, expenses	1099		
Camps of instruction, Civilian training, Army	1082		
Canada and Alaska, boundary between	830		
Canada and the United States, boundary line	830		
Canal Zone garrisons, hospital care	1011		

	Page		Page
Chilocco, Okla., Indian School.....	519	Coin, freight on bullion and, mints and assay offices.....	922
China—		Coins—	
Soldiers' monuments or tablets in.....	1092	Gold, recoinage of.....	859
Trade act, enforcement of.....	348	Minor, recoinage of.....	859
United States courts for, salaries and expenses.....	843	Silver, recoinage of.....	859
Chippewa Indians—		Collecting—	
In Minnesota, support of.....	588	Internal revenue.....	882
In Minnesota, public-school tuition.....	529	Revenue from customs.....	870
Of the Mississippi, in Minnesota, support of.....	529	Seed-grain loans.....	324
Rocky Boy's Band, Montana, support of.....	549	Statistics, Census Bureau.....	356
St. Croix of Wisconsin.....	594	Collection and editing of official papers of the Territories of the United States now in national archives.....	818
Turtle Mountain Band, North Dakota, support of.....	549	Collections—	
Choctaw Indians—		Housing Corporation.....	58
Fulfilling treaties with, Oklahoma.....	594	National Museum, preservation of.....	83
Per capita payments.....	589	Collectors, internal-revenue, salaries and expenses.....	882
Purchase of lands for.....	467	Colleges for agriculture and the mechanic arts.....	664
Support of.....	549	Colorado, miscellaneous Indian funds.....	562
Cincinnati, Ohio, customhouse and post office.....	934	Colorado River front work and levee system.....	613
Circuit courts, salaries.....	697	Colorado River Reservation, Ariz., irrigation works.....	479
Citizens, training camp, military.....	1082	Colored Children, Industrial Home School for.....	1290
Civil government, Panama Canal.....	1188	Colored deaf-mutes, education of.....	1244
Civilian employees of the Army, who die abroad, disposition of remains of.....	1090	Color standards, development of, Bureau of Standards.....	374
Civilian instruction—		Columbia Hospital for Women, District of Columbia.....	1285
Rifle ranges for, quartermaster supplies.....	1085	Columbia Institution for the Deaf—	
Ordnance equipment for rifle ranges for.....	1086	Buildings and grounds.....	679
Civil Service, retirement and disability fund.....	603	Current expenses.....	678
Civil Service Commission—		District of Columbia, expenses.....	1243
Contingent expenses.....	44	Columbia Polytechnic Institute for the Blind.....	1295
Employees' retirement act, salaries and expenses.....	43	Columbia River (Astoria), Oreg., quarantine station.....	935
Expert examiners, salaries.....	43	Comanche Indians, Oklahoma, withdrawal of funds of.....	468
Field force.....	42	Command and General Staff School, Fort Leavenworth, Kans.....	953
Presidential postmaster examinations, salaries and expenses.....	43	Commerce—	
Printing and binding.....	45	Aircraft in.....	336
Rent of building.....	45	Enforcement of acts to regulate.....	694
Salaries.....	41	Europe and other areas, promoting.....	342
Traveling expenses.....	44	Far East, promoting.....	347
Claims—		Foreign and Domestic, salaries, etc., Bureau of.....	340
Against the United States, defending suits in.....	689	South and Central America, promoting.....	345
Commission, German Government's moiety.....	845	Commerce, Department of—	
Commission, United States and Austria and Hungary.....	836	Contingent expenses.....	335
Commission, United States and Germany.....	836	Printing and binding.....	336
Court of, salaries and expenses.....	699	Rent of buildings.....	335
For damages to and loss of private property.....	961	Salaries and expenses, offices and bureaus of.....	333-357
Of officers, enlisted men, and nurses of the Army for destruction of private property.....	962	Commercial attachés, Department of Commerce.....	341
Clay products, investigation of, Bureau of Standards.....	375	Commission—	
Clerical assistance—		American Battle Monuments.....	34
House of Representatives.....	9	Arlington Memorial Bridge.....	35
Senate.....	2	California Débris.....	1099
Clerk hire—		Civil Service, salaries and expenses.....	41-45
At consulates, allowances for.....	819	Employees' Compensation.....	46
Members and Delegates, House of Representatives.....	9	Federal Power, permanent appropriation.....	52
Shipping service.....	365	Federal Trade, salaries and expenses.....	52
Steamboat Inspection Service.....	359	Fine Arts, expenses.....	45
Clerks—		Inter-American High, United States section.....	833
At consulates, allowance for.....	819	International Fisheries.....	839
At embassies and legations.....	819	International, on Annual Tables of Constants.....	832
Salaries of, United States courts.....	705	International Prison.....	831
Clothing—		Interstate Commerce.....	61-72
And equipage.....	968	Mixed Claims, German Government's moiety.....	845
Marine Corps.....	781	Mixed Claims, United States and Austria and Hungary.....	836
Coal and transportation, naval vessels.....	768	Mixed Claims, United States and Germany.....	836
Coast and Geodetic Survey—		National Capital Park.....	1302
Field expenses.....	396	Public buildings.....	77
Office expenses.....	408	Public Utilities, District of Columbia.....	1207
Pay and allowances, commissioned officers.....	406	Tariff.....	87
Pay and subsistence of professional seamen, enlisted men, etc.....	405	World War Foreign Debt.....	868
Repairs and maintenance of vessels.....	405	Commissioned officers and pharmacists, pay, Public Health Service.....	904
Salaries.....	407	Commissioner—	
Coast Artillery—		Accounts and Deposits, salaries, office of.....	857
Salaries, office of Chief of.....	1068	Crater Lake National Park, salary of.....	698
War instruction.....	1066	Education, salaries and expenses, office of.....	658-664
Coast Artillery School, Fort Monroe, Va.....	1063	Fish and Fisheries, salary.....	409
Coast Guard—		General Grant National Park, salary of.....	698
Expenses of.....	893	General Land Office, salaries and expenses, office of.....	447-456
Salaries, office of.....	892	Glacier National Park, salary of.....	698
Coast Guard vessels—		Indian Affairs, salaries, office of.....	456-599
Construction of.....	896	Internal Revenue, salaries, office of.....	882
Repairs to.....	896	Labor Statistics, salaries, office of.....	724
Coasters Harbor Island, R. I., Naval War College.....	753	Lighthouse, salaries, office of.....	388
Cœur d'Alene Indians, Idaho, support of.....	551	Mount Rainier National Park, salary of.....	698
		Naturalization, salaries, office of.....	730

Commissioner—Continued.		Page	Contingent—		Page
Navigation, salaries, office of	360		Bureau of Navigation	750	
Patents, salaries and expenses, office of	417-419		Bureau of Yards and Docks	774	
Pensions, salaries and expenses, office of	599-603		Navy	744	
Public debt, salary	860		Contingent expenses—		
Sequoia National Park, salary of	698		Assay offices	923	
Yellowstone National Park, salary of	698		Attorney General, office of	687	
Yosemite National Park, salary of	698		Civil Service Commission	44	
Commissioner General of Immigration, salaries, office of	726		Commerce, Department of	335	
Commissioners—			Consulates	823	
Conciliation, salaries and expenses	722		Court of Claims	699	
Court of Claims	700		Director of the Mint, office of	922	
District of Columbia, salaries	1195		District of Columbia, offices of	1216	
Indian, expenses of	464		Employees' Compensation Commission	46	
Interstate Commerce, salaries	61		Executive Office	30	
National Park	698		Federal Trade Commission	52	
Shipping, salaries	365		Foreign missions	821	
United States courts, fees	700		General Accounting Office	56	
Commissions—			House of Representatives	9	
General and special claims, United States and Mexico	837		Housing Corporation	58	
Registers, salaries and	452		Hydrographic Office, Navy Department	755	
Communication on ocean steamers, wireless, enforcement of	363		Interior Department	445	
Compensation—			Justice, Department of	687	
Employees, Bureau of Engraving and Printing	899		Labor, Department of	723	
In lieu of moiety	875		Land offices	452	
Military and naval	106		Library of Congress	19	
Postmasters	798		Mints and assay offices	923	
Compensation Board, Navy Department	743		National currency	880	
Compensation fund, employees	47		Naval Observatory	757	
Comptroller of the Currency, salaries, office of	881		Navy Department	743	
Comptroller General, salaries, office of	55		Post Office Department	794	
Comptroller, Accounts, Post Office Department	794		Public moneys	859	
Conciliation, Commissioners of, Department of Labor, salaries, etc.	722		Senate	3	
Confederate burial plats, care, etc., of	1091		Shipping service	366	
Confederate Mound, Oakwood Cemetery, Chicago, Ill., care and protection of	1091		State Department	816	
Confederated Bands of Ute Indians, Utah—			Steamboat Inspection Service	360	
Public-school tuition	533		Territorial governments	665, 672	
Support of	556		Treasury Department	850	
Withdrawal of tribal funds of	592		War Department	946	
Confederate Stockade Cemetery, Johnstons Island, Sandusky Bay, Ohio	1091		Contingent fund, Capitol police	9	
Congressional Library—			Contract surgeons, mileage to officers and, Army	959	
Printing and binding	18		Control—		
Salaries and expenses	14		Biologic products	919	
Construction—			Spread of Mexican bean beetle	250	
And repair of hospitals, Army	993		Convention, International Radiotelegraphic	833	
And repair of vessels, Navy	762		Convicts—		
Buildings, utilities, and appurtenances at military posts	986		American, prisoners for	844	
Coast Guard vessels	896		District of Columbia, support	1276	
Increase of the Navy	785		Coolidge Dam across Canyon of Gila River	477	
Lighthouses, beacons, etc.	394		Cooperative Agricultural Extension Work, expenses	130	
Military hospitals	993		Cooperative construction—		
Military posts	985		Federal-aid highway system	329	
Public buildings (alphabetically arranged)	934		Rural post roads	328	
Railroads in Alaska	667		Cooperative distribution, forest planting stock	312	
Roads and trails, national forests	325		Cooperative farm forestry, Department of Agriculture	311	
Roads and trails, national parks	657		Cooperative office service, district and, Bureau of Foreign and Domestic Commerce	344	
Roads, bridges, and trails, Alaska	1099		Cooperative work	215	
Roads, rural post	328		Corn borer, European, prevention of spread	248	
San Carlos irrigation project	477		Corrections and charities, District of Columbia	1278	
Ships at navy yards	785		Cotton futures act, enforcement of	282	
Construction and Repair—			Counsel, for Pueblo Indians of New Mexico	466	
Bureau of, Naval Establishment, expenses	762		Counterfeiting and other crimes, suppressing	902	
Bureau of, Navy Department, salaries	763		Courthouses—		
Construction plants, navy yards and stations, improvement of	775		Washington, D. C., salaries of employees	1274	
Consular clerks, allowance for	823		Court of Appeals—		
Consular officers—			District of Columbia, salaries and expenses	1275	
Pay of, for services to American vessels and seamen	845		District of Columbia, salaries of employees, building for	1276	
Transportation of, in going to and from posts	827		Court of Arbitration, permanent, International Bureau of	832	
While receiving instructions, etc., salaries	826		Court of Claims—		
(See also Foreign Service.)			Contingent expenses	699	
Consular Service, emergencies in Diplomatic and	827		Printing and binding	699	
Consulates—			Salaries	699	
Allowance for clerk hire at	819		Court of Customs Appeals, United States, salaries and expenses	698	
Contingent expenses	823		Court rooms, United States courts, rent of	707	
Contagious diseases, among livestock of Indians, suppressing	472		Courts—		
Container act, enforcement of	286		Circuit, salaries	697	
Contingencies—			Customs Appeals, United States, salaries, etc.	698	
Army	949		District, United States, salaries	697	
Headquarters of military divisions and departments	951		District, Territory of Hawaii, salaries	700	
Military Intelligence Division, General Staff Corps	950		District of Columbia	1270	
Rivers and harbors	1103		Indian, pay of judges	460	
			Supreme, District of Columbia, salaries and expenses	1273	
			Supreme, United States, salaries	696	
			United States, expenses	701	
			United States, for China, salaries and expenses	843	



District of Columbia—Continued.		Page			Page
Militia	1296	Efficiency Bureau—			
Militia fund from fines	1313	Printing and binding			40
Miscellaneous expenses, offices of	1120	Salaries and expenses			39
Miscellaneous expenses, supreme court	1277	Electrical department, District of Columbia			1237
Miscellaneous trust-fund deposits	1314	Electrical installations—			
Municipal court	1272	Hawaii			1027
Municipal Hospital	1287	Panama Canal			1030
Municipal Lodging House	1294	Seacoast fortifications			1022
National Training School for Boys	1283	Embassies—			
National Training School for Girls	1284	And legations, salaries of interpreters to			820
National Zoological Park	1303	Clerks at			819
Outstanding liabilities	1314	Quarters for student interpreters at			820
Parks	1299	Embassy—			
Pay of bailiffs, etc., courts of	1274	At Tokyo, rent of grounds for			822
Permanent appropriations	1313	Emergencies arising in the Diplomatic and Consular Service			827
Permit fund	1314	Emergency boards, Board of Mediation			37
Permit work, assessment and	1221	Emergency Fleet Corporation, expenses			92
Playgrounds	1235	Emergency fund, District of Columbia	1220,		1307
Police and firemen's relief fund	1259, 1314	Emergency Hospital, District of Columbia			1285
Police court	1269, 1271	Emergency shipping fund, estimate			92
Probation system	1274	Employees—			
Providence Hospital	1285	Bureau of Engraving and Printing, compensation			898
Public convenience stations	1230	Compensation Commission			46
Public crematorium	1268	Courthouse, Washington, D. C., salaries			1274
Public parks	1299	Court of Appeals Building, District of Columbia			1275
Public schools	1241	House of Representatives, salaries			4
Public Utilities Commission	1207	Senate, salaries			1
Reclamation of Anacostia River Flats	1297	Employees' Compensation Commission—			
Redemption of assessment certificates	1314	Employees' compensation fund			47
Redemption of tax lien certificates	1314	Printing and binding			47
Reformatory	1280, 1282	Salaries and expenses			46-47
Refund of erroneous collections	1220	Employees' compensation fund, District of Columbia			1209
Refunding taxes	1313	Employees' retirement act—			
Refuse, collection and disposal of	1233	Expenses under, Civil Service Commission			43
Relief of the poor	1296	Expenses under, Pension Office			602
Removal of dangerous buildings	1219	Employment service, Department of Labor			738
Salaries and expenses, Board of Charities	1278	Encouraging industry, among Indians			471
Salaries of employees, courthouse	1274	Enforcement—			
Salaries of employees, Court of Appeals Building	1275	Acts to regulate commerce			694
Salaries, offices of	1195	Antitrust laws			693
Sewers	1230	China trade act			348
Southern Relief Society	1295	Cotton futures act and cotton standards act			282
Street cleaning	1233	Grain futures act			300
Street improvements	1221	Grain standards act			283
Suburban roads and streets, repairs of	1227	Insecticide act			290
Support of convicts	1276	National prohibition and narcotic acts			886
Support of insane	1295	Navigation laws			362
Support of prisoners	1280	Packers and stockyards act			298
Supreme Court, salaries	1273	Standard container act			286
Surplus fund	1314	Wireless communication laws			363
Teachers' retirement fund	1314	Enforcement Thurbria weevil quarantine			297
Temporary homes for former soldiers and sailors	1294	Engineer depots, United States			1014
Traffic, Director of	1210	Engineering—			
Training school	1286	Bureau of, salaries			761
Transportation of paupers	1296	Naval Establishment expenses			760
Tuberculosis hospital	1286	Engineering exercises, Bureau of Navigation			750
Washington Aqueduct	1306	Engineering experimental station, Naval Academy, Annapolis, Md.			760
Washington Home for Incurables	1286	Engineer operations, in the field			1018
Washington redemption fund	1314	Engineers, horses for Cavalry, Artillery, and			984
Washington special tax fund	1314	Engineer equipment of troops			1017
Water department	1308	Engineer School, maintenance			1016
Water fund	1307	Engineers, Chief of, salaries, office of			1033
Water supply, increasing	1304	Engraving—			
Workhouse and reformatory	1280, 1281	And Printing, Bureau of, expenses			900
Writ of lunacy	1276	And Printing, Bureau of, salaries			897
Division of Accounts and Disbursements, Department of		Enlisted men, Navy, recreation for			750
Agriculture, salaries, and expenses	109	Entomology, Bureau of, salaries and expenses			234
Division of Bookkeeping and Warrants, salaries	858	Epidemic diseases, preventing spread of			913
Division of Venereal Diseases, Public Health Service	920	Equipage, clothing and			968
Documents, Superintendent of, office of	26	Equipment—			
Domestic and Foreign Commerce, Bureau of, salaries and expenses	340	Bureau of Standards			367
Drainage, Quartermaster's Department	992	Engineer troops			1017
		Mechanical, of public buildings			937
		Military schools and colleges			1081
		Mine rescue cars			424
		National Guard			1074
		Standardization of			384
		Equipping and arming National Guard			1072
		Eradication—			
		Foot-and-mouth, etc., diseases of animals			322
		Parlatoria date scale			296
		Pink bollworm			293
		Erroneous collections, District of Columbia, refund of			220
		Escheated estates relief fund, District of Columbia			313

## E

Eastern Dispensary, District of Columbia	1285
Education—	
Blind, to promote	944
Bureau of, salaries and expenses	658
Of colored deaf-mutes	1244
Of natives, Alaska	661
Osage Nation	530
Sioux Nation	532







	Page		Page
Fire control—		Fort Belknap Agency, Mont., support of Indians at	549
At fortifications	1064	Fort Belknap Reservation, Mont., irrigation system	483
In insular possessions	1066	Fort Benning, Ga., Infantry School	1061
Panama Canal	1067	Fort Berthold Agency, N. Dak., support of Indians of	549
Fire-control installations—		Fort Bidwell, Calif., Indian school	505
Seacoast defenses, operation and maintenance of	1000	Fort Hall Reservation, Idaho—	
Seacoast defenses, insular possessions, operation and maintenance of	1001	Irrigation and water system	481
Seacoast defenses, Panama Canal	1001	Support of Indians of	549
Fire-resisting properties, investigation of	372	Surveys and investigations, water rights	483
Fire cooperation, forest	310	Fort Leavenworth, Kans., General Staff School	953
Fire department, District of Columbia, salaries and expenses	1259	Fort Mojave, Ariz., support of Indian school	499
Firemen's Relief Fund, District of Columbia	1259, 1314	Fort Monroe, Va.—	
Fire-resisting properties, investigation of, Bureau of Standards	371	Coast Artillery School	1063
First Assistant Postmaster General, salaries, office of	789	Sewerage system	993
Fish refuge, upper Mississippi River	260, 417	Fort Peck Agency, Mont., support of Indians at	549
Fisheries—		Fort Peck Reservation, Mont., irrigation systems	485
Bureau of, salaries and expenses	409, 417	Fort Riley, Kans., Cavalry School	1062
International commission	839	Fort Sill, Okla., Field Artillery School	1062
Power vessel for Alaska	417	Fort Totten, N. Dak., support of Indian school	517
Five Civilized Tribes—		Fort Wingate, Charles H. Burke School	514
Aid of common schools	531	Fortifications—	
Administration of the affairs of	549	Armament of	1042
Attorneys for	463	Coast Artillery war instruction	1066
Indian schools for	531	Fire control	1064
Preservation of records	551	Fire-control installations at seacoast defenses	1000
Probate attorneys for	463	Gun and mortar batteries	1021
Sale of unallotted lands	466	In insular possessions	1027
Sequoyah Orphan Training School	520	Panama Canal	1030
Support and civilization	549	Plans for	1021
Five, three, and two per cent funds to States (lands)	456	Preservation and repair	1022
Flandreau, S. Dak., support of Indian school	524	Proving grounds, Army	1040
Flathead Agency, Mont., support of Indians of	549	Searchlights, etc., at seacoast defenses	1022
Flathead Reservation, Mont., irrigation systems	484	Submarine mines	1065
Flats, Anacostia River, D. C., improvement of	1297	Submarine mines in insular possessions	1066
Flood control, Mississippi River and Sacramento River, Calif	1105, 1106	Supplies for seacoast defenses	1024
Florence Crittenton Home, maintenance	1295	Fourth Assistant Postmaster General, salaries, office of	791
Florida Seminole Indians, support of	549	Freedmen's Hospital—	
Folding speeches, House of Representatives	9	District of Columbia	1285
Food, Drug, and Insecticide Administration	301	Salaries, subsistence, etc	682
Foot-and-mouth, etc., diseases of animals, eradication of	322	Free Public Library, District of Columbia, salaries	1211
Foreign and Domestic Commerce, Bureau of, salaries, etc	340	Freight—	
Foreign buyers, directory of	353	On bullion and coin, mint and assay offices	922
Foreign Debt Commission, World War, expenses	868	Transportation, etc., Public Health Service	908
Foreign hospital at Cape Town	836	Fuel—	
Foreign intercourse—		Executive Mansion, repairs and	30
Permanent and indefinite appropriations	845	Navy, and transportation	768
Salaries and expenses	816	Public buildings and public parks of the National Capital	76
Foreign loans and railroad loans, salaries and expenses	848	Testing, Bureau of Mines	426
Foreign missions, contingent expenses	821	Fuel yards, Government, District of Columbia	436
Foreign Service—		Fulfilling treaties with Indian tribes—	
Allowance to widows or heirs, of officers	826	Bannocks, Idaho	551
Buildings fund	828	Choctaws, Oklahoma	594
Inspectors, expenses of	823	Crows, Montana	552
Officers and clerks, transporting remains of	827	Navajos, Arizona, schools	529
Officers who die abroad, allowance to widows or heirs of	827	Pawnees, Oklahoma	553
Post allowances to officers	828	St. Croix Chippewas	594
Quarters for officers assigned for language study	820	Senecas of New York	594
Salaries of officers	826	Six Nations of New York	594
Transportation of diplomatic and consular officers	827	Furnishing—	
Transporting remains of officers and clerks	827	Artificial limbs and appliances	1097
Foreign trade—		Furniture—	
Restrictions, investigation of	354	And filing cases, Patent Office	419
Statistics, compiling of	352	And fixtures, National Museum	82
Forest—		Public buildings, purchase and repair	942
Planting stock	312		
Roads and trails	325		
Forest fires—			
Cooperation	310		
Emergency authorization for fighting, Indian Service	471		
Fighting and preventing, Forest Service	201		
Fighting in national parks	656		
Forest lands, additional, acquisition of	312		
Forest reserves, restoration of lands in	454		
Forest Service—			
Department of Agriculture, salaries and expenses	195		
Permanent appropriations	215		
Forested watersheds of navigable streams, cooperative fire protection of	312		
Forestry, cooperative farm	311		
Fort Apache, Ariz., Indian school	503		
Fort Apache Reservation, Ariz., roads and bridges	593		

## G

Galleries, shooting ranges and	993
Gallery of Art, National	86
Gallinger Municipal Hospital, maintenance, etc	1287
Ganado irrigation project	479
Garfield Hospital, District of Columbia	1285
Garrisons, Canal Zone, hospital care	1011
Gas work, Bureau of Mines	429
Gauge standardization, Bureau of Standards	379
Gauges, dies, and jigs, manufacture of	1042
Gauging waters of Mississippi	1113
General Accounting Office—	
Printing and binding	57
Salaries and expenses	55
General and Special Claims Commission, United States and Mexico	837
General Board, salaries, Navy Department	742



	Page		Page
Hospital Department, Medical and	1009	Indian agency, buildings	462
Hospital services, medical	106	Indian allottees, deceased, determination of heirs of	462
Hotels, operation of, Housing Corporation	59	Indian commissioners, expenses	464
Hot Springs National Park, expenses	637	Indian courts, pay of judges	460
House of Representatives—		Indian funds, miscellaneous. (See Names of States.)	
Clerk hire, Members and Delegates	9	Indian lands, sale of	466
Contingent expenses	9	Indian Office, salaries	456
Contingent fund, Capitol police	9	Indian police, pay	461
Folding speeches	9	Indian reservations—	
Garages, repairs, etc.	11	Expenses of opening to entry in settlement	454
Legislative counsel	9	Irrigation	474
Office Building, maintenance	11	Surveying and allotting	465
Salaries and expenses, Joint Committee on Printing	9	Indians—	
Salaries and mileage, Members and Delegates	4	Allotments of lands to	465
Salaries, officers and employees	4	Counsel for Pueblo	466
Salaries, Capitol police	9	Encouraging industry among	471
Statement of appropriations	10	Five Civilized Tribes, support of	549
Housing Corporation—		Fulfilling treaties with and support of. (See Name of tribe.)	
Printing and binding	58	In Arizona, support	549
Salaries and expenses	57	In California, purchase of lands for	467
Howard University, salaries and maintenance	679-682	In California, support of	549
Hungary and United States, Mixed Claims Commission	836	In Florida, Seminole, support of	549
Hydrographic Bureau, International	835	In Nevada, support of	549
Hydrographic Office—		In New Mexico, support of	549
Contingent and miscellaneous expenses	755	In Utah, support of	549
Salaries	754	Industry among	471
Hygienic Laboratory, maintenance	908	Insane, asylum at Canton, S. Dak.	548
I		Moneys, proceeds of labor	597
Idaho, miscellaneous Indian funds	563	Navajo and Hopi, water supply	473
Immigration station, remodeling, etc.	730	Of Blackfeet Agency, support	549
Immigration—		Of Chippewa, Turtle Mountain Band	549
Bureau of, salaries	726	Of Choctaws in Mississippi	549
Expenses of regulating	726	Of Flathead Agency, support	549
Of aliens	825	Of Fort Belknap Agency, support	549
Improving—		Of Fort Berthold Agency, support	549
Botanic Garden	13	Of Fort Hall Reservation, support	549
Capitol Grounds	11	Of Fort Peck Agency, support	549
Improvement—		Of Grande Ronde and Siletz Agencies, Oreg., support	549
And care of public buildings and public parks of the		Of Kansas, Okla., support	549
National Capital	76	Of Rocky Boy Band	549
And care of parks, District of Columbia	1300	Of Sioux of Devils Lake	549
And care of public grounds, Executive Mansion	30	Of Warm Springs Agency, support	558
Botanic Garden	13	Of Wichitas and affiliated bands	549
Birthplace of Washington, Wakefield, Va.	1098	Of Yakima Agency, support	549
Chickamauga and Chattanooga National Park	1092	Prevention and treatment of diseases among	533
Crater Lake National Park	630	Relieving distress among	533
Flats of Anacostia River, District of Columbia	1297	Support of. (See also name of tribe.)	549
General Grant National Park	632	Suppressing contagious diseases among livestock	472
Gettysburg National Park	1093	Suppressing liquor traffic among	461
Glacier National Park	632	Indian schools—	
Grand Canyon National Park	634	Support and buildings (see also name of school)	495-528
Grounds, Bureau of Standards, care and	369	Transportation	498
Hawaii National Park	636	Indian Service—	
Hot Springs National Park	637	General expenses	457
Lafayette National Park	639	Inspectors	460
Lassen Volcanic National Park	640	Vehicles	462
Mesa Verde National Park	641	Indian stock, developing water for	472
Mount McKinley National Park	642	Indian supplies, purchase, transportation, etc.	459
Mount Rainier National Park	643	Indian timberlands, care and protection of	468
Platt National Park	644	Indian villages, Papago, water supply	473
Potomac Park, District of Columbia	1300	Indigent blind children, District of Columbia, instruction of	1244
River and harbor works	1101	Indigent ex-soldiers—	
Roads, bridges, and ferries, Alaska	1099	Army and Navy Hospital, Hot Springs, Ark., burial of	1091
Rocky Mountain National Park	645	Burial of	1296
Sequoia National Park	647	Indigent in Alaska, relief of	32
Shiloh National Military Park	1094	Indigent patients, District of Columbia, care, etc., of	1286
Vicksburg National Military Park	1095	Industrial Home School—	
Wind Cave National Park	648	District of Columbia	1292
Yellowstone National Park	649	District of Columbia, for colored children	1290
Zion National Park	653	Industrial Home School fund, District of Columbia	1313
Yosemite National Park	651	Industrial property, International Bureau of the Union for	
Improvements, and repairs, District of Columbia	1221	Protection of	836
Incidental expenses, Quartermaster Corps	970	Industrial research, Bureau of Standards	382
Income tax, expenses of collecting	882	Industrial work, and care of Indian timberlands	468
Increase—		Industry among Indians, encouraging	471
Library of Congress	18	Infancy and maternity, promotion of the hygiene and wel-	
Navy, expenses	785	fare of	735
Increasing water supply, District of Columbia	1304	Infantry School, Fort Benning, Ga.	1061
Indian Affairs—		Information, office of salaries and general expenses	113
Expenses	456-599	Insane—	
Permanent indefinite appropriations	595-599	Alaska, care and custody of	666
Salaries	456	District of Columbia, support of	295
Trust funds, interest on	595	Insane Filipino soldiers, care of	1013
		Insane Indians, asylum for, at Canton, S. Dak.	548



	Page		Page
<b>Judges—Continued.</b>		Legislative expenses, Territorial governments	666, 672
Indian courts, pay	460	Lepers, care of, islands of Guam and Culion	745
Marshals, etc., Territory of Alaska, salaries	700	<b>Library—</b>	
Retired, salaries	697	Agricultural Department, salaries and expenses	115, 262
Supreme Court, District of Columbia, salaries	1273	Free Public, District of Columbia	1211
Territory of Hawaii, salaries	700	National, for the Blind	1295
United States Court of Customs Appeals	698	Navy Department, books for	743
Judicial Establishment, salaries	696	Navy Department, salaries	746
<b>Judicial officers—</b>		Scientific, Patent Office	419
Books for	709	Surgeon General's Office	1012
Supplies for	709	Treasury Department	858
Judicial offices, examination of	692	<b>Library of Congress—</b>	
Juneau, Alaska, Government wharf	1100	Building and grounds	12
Jurors, Supreme Court, District of Columbia, fees of	1273	Care and maintenance of building	19
Jurors, United States courts, fees of	706	Contingent expenses	19
<b>Justice, Department of—</b>		Custody and maintenance of building	20
Contingent expenses	687	Increase of	18
Printing and binding	687	Interest account on bequest	21
Rent of buildings	687	Printing and binding	18
Salaries and expenses	685	Salaries	14
Traveling and miscellaneous expenses	688	Sunday opening	20
United States courts, expenses	701	Temporary services	20
<b>Justices—</b>		Trust fund board	21
Court of Appeals, District of Columbia, salaries	1275	Lighthouse Bureau, salaries, office of	388
Supreme Court, United States, salaries	696	Lighthouse depots, establishing	394
Territory of Hawaii, salaries	700	Lighthouse keepers, salaries of	391
Juvenile court, District of Columbia, salaries and expenses	1270	<b>Lighthouses—</b>	
		Construction, etc	394
<b>K</b>		Salaries of keepers	391
Kansas, miscellaneous Indian funds	565	<b>Lighthouse Service—</b>	
Kansas Indians, Oklahoma, support of	549	General expenses	389
Keepers, lighthouses, salaries	391	Public works	394
Key West, Fla., marine hospital	935	Retired pay	393
Key West, Fla., naval station	775	Salaries	391
Kickapoo Indians, Oklahoma, support of	549	Salaries, keepers of lighthouses	391
Kiowa Indians, Oklahoma—		Salaries, lighthouse vessels	391
Homesteads	468	Lighthouse tenders, construction	394
Withdrawal of funds of	468	Lighthouse vessels, salaries	391
Kissinging, John R., annuity to	1086	<b>Lighting—</b>	
Klamath Reservation, Oreg., irrigation systems	490	Executive Mansion	30
		National Museum, heating and	82
<b>L</b>		Post Office Building	796
<b>Labor Department—</b>		Lights, Cape Spartel, annual expenses	828
Employment Service	738	Light stations, establishing	394
Miscellaneous indefinite appropriations	732	<b>Light vessels—</b>	
Printing and binding	724	Construction	394
Rent	723	Salaries	391
Salaries and expenses	721	<b>Limbs, artificial</b>	1097
Salaries, office of solicitor for	685	<b>Lincoln, Abraham—</b>	
<b>Labor Statistics, Bureau of, salaries and miscellaneous expenses</b>	724	Birthplace of, preservation of, special fund	1096
Lafayette National Park, improvement of	639	Memorial to, care and maintenance	76
Laguna Indians, New Mexico, irrigation system	488	Repairs of house where he died	76
Lake surveys, ocean and, Bureau of Navigation	751	Liquor traffic among Indians, suppressing	461
<b>Land—</b>		Liquor traffic in Alaska, suppressing	667
For Choctaw Indians	467	Livestock, Indians, suppressing contagious diseases	472
For Indians in California, purchase of	467	Livestock production, experiments, etc	314, 315
In forest reserves, restoration of	454	<b>Loans—</b>	
Public, protecting, etc	453	Collection of seed grain	324
Public, surveying	450	Expenses of	864
Pueblo, board	695	Loss of private property, claims for damages to and	961
<b>Land entries, expenses of hearings in</b>	454	Lummi Reservation, Wash., reclaiming lands	493
<b>Land-grant colleges, investigation of</b>	660	Lunacy writs, District of Columbia	1276
<b>Land grants, surveying within</b>	455		
<b>Land offices, contingent expenses</b>	452	<b>M</b>	
<b>Lands—</b>		Machine rifles, automatic, Army	1037
And other property of the United States, care, etc	943	<b>Machinery—</b>	
Five Civilized Tribes, sale of unallotted	466	Increase of the Navy	785
Outstanding liabilities	456	Steam, Navy	760
Repayment for, erroneously sold	454	<b>Maintenance—</b>	
Unearned moneys	456	Blackfeet irrigation system	486
Lassen Volcanic National Park, Calif., protection	640	Bureau of Supplies and Accounts	767
Lawrence, Kans., support of Indian school	506	Bureau of Yards and Docks	771
<b>Laws—</b>		Channel, South Pass, Mississippi River	1112
Antitrust, enforcement of	693	Coast Artillery war instruction	1066
Navigation, enforcement of	362	Crow Reservations, irrigation systems	487
Wireless communication, enforcement of	363	Dams and other improvements of navigable waters	1016
Lazier, Mabel H., annuity to	1086	Filtration plant, District of Columbia	1306
Leather investigations, Bureau of Standards	377	Fire-control installations	1000
Leavenworth, Kans., United States penitentiary	710	Fire-control installations, insular possessions	1001
<b>Legations—</b>		Fire-control installations, Panama Canal	1001
Clerks at embassies and	819	Flathead irrigation system	484
Interpreters to embassies and, salaries	820	Fort Belknap irrigation system	483
Legislative Counsel, office of	9	Fort Hall irrigation system	481
<b>Legislative establishment, salaries and expenses</b>	1	Fort Peck irrigation system	485

	Page		Page
Maintenance—Continued.		Medical history, World War	1097
Fuel yard, District of Columbia	436	Medical Museum, Army	1012
Ganado irrigation project	479	Medical relief, for natives of Alaska	662
Hogback irrigation project	489	Medicine and Surgery—	
Hospitals, Public Health Service	909	Bureau of, Naval Establishment, expenses	769
House Office Building	11	Bureau of, Navy Department, naval hospital fund	771
Howard University	679-682	Bureau of, Navy Department, salaries	777
Hygienic Laboratory	908	Members of Congress—	
Irrigation projects, Yakima Reservation	492	Clerk hire	9
Irrigation systems, Indian reservations	474	Salaries and mileage	4
Klamath irrigation systems	490	Memorial Bridge, Arlington, Va.	35
Laguna Pueblo irrigation system	488	Men, Coast Survey vessels, pay, etc., of	405
Lepers, etc., islands of Guam and Culion	745	Menominee Indians, Wisconsin, per capita payment	594
Library of Congress	19	Mesa Verde National Park, Colo., improvements, etc.	641
Lincoln Memorial	76	Mescalero Reservation, N. Mex., roads and bridges	593
Marine Corps	781	Message of, President of the United States	v
Military Academy	1070	Metallurgical research, Bureau of Standards	380
Muscle Shoals, Ala., Dam No. 2	1104	Metropolitan police, District of Columbia	1254
National cemeteries	1087	Mexican bean beetle, control and prevention of spread of	250
Naval Academy	778	Mexico and United States—	
Panama Canal	1164	General and Special Claims Commission	837
Pima Indian lands, irrigation system	476	International (Water) Boundary Commission	829
Pumping plants, San Carlos Reservation	480	Michigan, miscellaneous Indian funds	565
Pumping plants, San Xavier Reservation	480	Mileage—	
Pyramid Lake irrigation system	487	Army	959
Quarantine Service	912, 917	Members and Delegates, House of Representatives	4
Railroads in Alaska	667	Senators	1
River and harbor works	1101	Rates for motor vehicles, Agricultural Department	324
Roads, bridges, and trails, Alaska	1099	Military Academy—	
Sacaton Dam	481	Maintenance	1070
Senate Office Building	11	Pay	1068
Toppenish and Simcoe Creek irrigation projects	491	Public works	1071
Unsold property, Housing Corporation	60	Military Air Service, maintenance, etc.	1002
Vessels, Coast and Geodetic Survey	405	Military and naval compensation, United States Veterans'	
Vessels, Bureau of Fisheries	414	Bureau	106
Wapato irrigation system	492	Military and naval insurance, United States Veterans'	
Washington Monument, care and	76	Bureau	107
Yakima Reservation, reservoirs	492	Military cable and telegraph system, Washington-Alaska	1096
Yards and docks	771	Military department headquarters, contingencies	951
Maintenance charges, lands of Paiute Indians, Truckee-Carson project, Nevada	488	Military equipment, schools and colleges	1081
Mandan, N. Dak., livestock experiment station	316	Military Intelligence Division, General Staff Corps, contingencies	950
Manufacture, arms	1036	Military Park—	
Maps—		Chickamauga and Chattanooga	1092
Geological	626	Gettysburg	1093
State and Territorial, General Land Office	450	Guilford Courthouse	1094
Military surveys	1019	Shiloh	1094
United States, General Land Office	449	Vicksburg	1095
World, International	841	Military post exchanges, construction, etc., of	953
Mare Island (Calif.) Navy Yard	775	Military posts—	
Marine Corps—		Construction	985, 986
Care of the dead	770	Hawaiian Islands	985
Pay and expenses	778	Panama Canal	986
Pay of, deposit fund	781	Water and sewers	990
Reserve	784	Military schools, supplies and equipment	1081
Marine hospitals—		Military surveys and maps	1019
Maintenance	935	Military training camps, citizens'	1082
Repairs and preservation	935	Militia—	
Marine schools, New York, Massachusetts, and Pennsylvania	745	Arming and equipping	1072
Marshals—		District of Columbia	1296
Territory of Alaska, salaries	700	Fund from fines, District of Columbia	1313
United States courts, salaries, fees, and expenses	701	Organized, arms, uniforms, equipment, etc.	1074
Materials—		Militia Affairs, Bureau of, War Department, salaries	1075
Bureau of Engraving and Printing	900	Mine accidents, investigating	421
Dental, Bureau of Standards, investigation	387	Mine rescue cars, purchase, equipment, and operation of	424
Standard, Bureau of Standards	385	Mine scales investigations, Bureau of Standards	380
Structural, Bureau of Standards, testing	369	Mineral commerce, promoting	440
Maternity and infancy, promotion of the welfare and hygiene of	735	Mineral mining, investigations	428
McNeil Island, Wash., United States penitentiary	715	Mineral resources	437
Measures, International Bureau of Weights and	828	Mines—	
Meat inspection, Bureau of Animal Industry	149	Submarine, insular possessions	1066
Mechanical appliances, testing, etc., Bureau of Standards	376	Submarine, Panama Canal	1067
Mechanical equipment, of public buildings	937	Submarine, purchase, manufacture, and maintenance	1065
Mechanical shops and power plant, Department of Agriculture	111	Mines, Bureau of—	
Medals, national trophy and, for rifle contests	1085	Printing and binding	336
Mediation, Board of, salaries and expenses	37	Salaries and expenses	420-442
Medical and Hospital Department, Army	1009	Mining experiment stations, expenses	433
Medical and hospital services, United States Veterans' Bureau	106	Mining investigations—	
Medical and surgical history, World War	1097	Alaska	424
Medical charities, District of Columbia	1285	Mineral	428
Medical Department, Bureau of Medicine and Surgery	769	Ministers, salaries of ambassadors and	819
		Minnesota—	
		Chippewas in, and self-support	588
		Miscellaneous Indian funds	566
		Minor coins, recoinage of	859

	Page		Page
Mint, Director of, salaries and contingent expenses, office of	922	National Guard—	
Mint and assay offices—		Arming, equipping, and training	1072
Freight on bullion and coin	922	Arms, uniforms, and equipment	1074
Salaries, wages, and contingent expenses	923	National Home for Disabled Volunteer Soldiers, support of	1118
Miscellaneous expenses—		National Library for the Blind	1295
Account of property sold Housing Corporation	60	National military parks	1092
Agricultural Department	111	National monuments—	
Bureau of Engraving and Printing	900	Maintaining, Department of War	1095
Bureau of Fisheries	413	Protection of, Department of the Interior	654
Bureau of Labor Statistics	725	National Museum—	
Bureau of Naturalization	731	Books	85
Civil Service Commission	44	Furniture and fixtures	82
Department of Justice, traveling and	688	Gallery, construction of	86
District of Columbia, offices of	1216	Heating and lighting	82
Federal Farm Loan Board	878	Postage	86
Hydrographic Office	755	Preservation of collections	83
Naval Academy	778	Printing and binding	87
Naval Observatory	757	Repairs of buildings, shops, etc	85
Pension Office	601	National park commissioners, salaries	698
Supreme Court, District of Columbia	1277	National Park Service—	
United States courts	707	Printing and binding	447
United States Supreme Court	697	Salaries	630
Miscellaneous Indian funds. <i>See</i> names of States.		National parks—	
Miscellaneous materials, testing, Bureau of Standards	373	Chickamauga and Chattanooga	1092
Miscellaneous pay, Navy	744	Crater Lake	630
Miscellaneous trust fund deposits, District of Columbia	1314	Crater Lake, salary of commissioner	698
Mississippi, support of Choctaws	549	Fighting fires in	656
Mississippi Chippewa Indians, Minnesota, support of	529	General Grant	632
Mississippi River—		General Grant, salary of commissioner	698
Atchafalaya and Old Rivers, removing obstructions in	1111	Gettysburg	1093
Examinations and surveys of South Pass	1113	Glacier	632
Flood control	1105	Glacier, salary of commissioner	698
Gauging waters	1113	Grand Canyon	634
Maintenance of channel, South Pass	1112	Guilford Courthouse	1094
Operating snag and dredge boats on	1111	Hawaii	636
Wild life and fish refuge	260	Hot Springs	637
Mixed Claims Commission—		Insect infestations	657
German Government's moiety	845	Lafayette	639
United States and Austria and Hungary	836	Lassen Volcanic	640
United States and Germany	836	Mesa Verde	641
Modoc Point irrigation system, Klamath Reservation, Oreg.	490	Mount McKinley	642
Moieties, compensation in lieu of	857	Mount Rainier	643
Montana, miscellaneous Indian funds	567	Mount Rainier, salary of commissioner	698
Monument, Washington, care, etc	76	Platt	644
Monuments, national	654, 1095	Roads and trails	675
Monuments or tablets in Cuba and China	1092	Rocky Mountain	645
Mortar batteries, gun and	1021	Sequoia	647
Moths, preventing spread of, Bureau of Entomology	247	Sequoia, salary of commissioner	698
Motor vehicles, rates for, Agricultural Department	324	Shiloh	1094
Mount McKinley National Park, improvement	642	Southern Appalachian	656
Mount Pleasant, Mich., support of Indian school	507	Vicksburg	1095
Mount Rainier National Park—		Wind Cave	648
Improvement	643	Yellowstone	649
Salary, commissioner of	698	Yellowstone, salary of commissioner	698
Municipal court, District of Columbia	1272	Yosemite	651
Municipal Hospital, District of Columbia	1287	Yosemite, salary of commissioner	698
Municipal lodging house, District of Columbia	1294	Zion	653
Muscle Shoals, Ala., Dam No. 2	1102	National prohibition act, enforcement of	886
Museum—		National Sanitarium for Disabled Volunteer Soldiers	1161
Army Medical	1012	National Training School for Boys—	
National, expenses	82-86	District of Columbia	1283
National, printing and binding	87	Washington, D. C., support	717
		National Training School for Girls, District of Columbia	1284
		National trophy and medals, for rifle contests	1085
		National Zoological Park, improvements, etc	1303
		Native inhabitants, Alaska—	
		Education of	661
		Medical relief for	662
		Naturalization, Bureau of—	
		Miscellaneous expenses	731
		Salaries, etc	730
		Nautical Almanac Office, salaries	759
		Navajo and Hopi Indians, Arizona, water supply for	473
		Navajo Indians, Arizona, fulfilling treaties with	529
		Navajo Reservation, Arizona, Ganado irrigation project	479
		Navajo Reservation, N. Mex., Hogback irrigation project	489
		Naval Academy—	
		Buildings and grounds	776
		Engineering experimental station	760
		Pay and expenses	776
		Naval and military compensation, U. S. Veterans' Bureau	106
		Naval and military insurance, U. S. Veterans' Bureau	107
		Naval communications, salaries, office of director	748

## N

Narcotic act, enforcement of	886
National Advisory Committee for Aeronautics—	
Expenses	72-74
Printing and binding	74
National banks, examinations of	882
National board for promotion of rifle practice	1084
National Capitol Park Commission, salaries and expenses	1302
National cemeteries—	
Burial of indigent soldiers	1091
Headstones for graves of soldiers	1089
Maintaining	1087
Repairing roads to	1088
National currency, expenses	880
National forest—	
Fund, refunds to depositors, excess of deposits	215
Reservation commission	215
National Gallery of Art—	
Administration	86
Printing and binding	87



	Page	O	Page
Naval Examining Board, salaries.....	742	Oakwood Cemetery, Chicago, Ill., care, etc., of Confederate Mound.....	1091
Naval Home, Philadelphia, Pa., maintenance.....	753	Obligations—	
Naval hospital, fund.....	771	Retired from Federal reserve bank franchise tax receipts.....	867
Naval Intelligence, salaries, office of.....	749	Retired from net earnings derived by the United States from Federal intermediate credit banks.....	868
Naval Observatory—		Observatory—	
Contingent and miscellaneous expenses.....	757	Astrophysical, Smithsonian Institution.....	80
Salaries.....	757	Naval, contingent and miscellaneous expenses.....	757
Naval Operations, Chief of, salaries, office of.....	747	Naval salaries.....	757
Naval Records and Library, salaries, office of.....	746	Ocean and lake surveys, Bureau of Navigation.....	751
Naval Reserve—		Office expenses, Coast and Geodetic Survey.....	407-409
Expenses.....	751	Officers—	
Officers' Training Corps.....	752	And employees of Bureau of Foreign and Domestic Commerce, transporting remains of.....	354
Naval Retiring Board, salaries.....	742	And soldiers who die abroad, disposition of remains of.....	1090
Naval stations—		Army, mileage to.....	959
Cavite, P. I.....	775	House of Representatives, salaries of.....	4
Guam.....	775	Senate, salaries.....	1
Guantanamo, Cuba.....	775	Vessels, Coast Survey, pay, etc., of.....	405
Key West, Fla.....	775	Ohio River, operating snag boats on.....	1113
Pearl Harbor, Hawaii.....	775	Oil and gas operations, Osage Nation, Oklahoma.....	591
Naval training stations—		Oil, oil shale, and gas work, Bureau of Mines.....	429
Great Lakes, maintenance.....	751	Oklahoma, miscellaneous Indian funds.....	575
Hampton Roads, Va.....	751	Opening Indian reservation, to entry and settlement.....	454
Newport, R. I.....	751	Operating and care, canals and other works of navigation.....	1115
San Diego, Calif., maintenance.....	751	Operating force for public buildings.....	941
Naval vessels, alterations to.....	785	Operating snag boats—	
Naval War College, maintenance.....	753	Ohio River.....	1113
Navigation—		Upper Mississippi, Illinois, and Minnesota Rivers.....	1111
Bureau of, Department of Commerce, salaries.....	360	Operating supplies for public buildings.....	943
Bureau of, Naval Establishment, expenses.....	749	Operation—	
Bureau of, Navy Department, salaries.....	753	And management, Center Market.....	287
Contingent.....	750	Fuel yards.....	436
Operating and care of canals and other work of.....	1115	Hotels, Housing Corporation.....	59
Permanent International Commission of Congresses of.....	1114	Mine rescue cars.....	424
Removing obstructions endangering.....	1116	Panama Canal.....	1164
Navigation facilities, air.....	338	Projects, Housing Corporation.....	59
Navigation laws, enforcement of.....	362	Pumping plants, San Carlos Reservation.....	480
Navy—		Pumping plants, San Xavier Reservation.....	480
Aeronautics.....	776	Railroads in Alaska.....	667
Ammunition.....	764	Opium, etc., restricting the sale of.....	886
Aviation.....	776	Optical glass, investigation of, Bureau of Standards.....	377
Contingent.....	744	Ordnance—	
Fines and forfeitures.....	753	And ordnance stores, Navy.....	764
Increase of.....	785	Bureau of Naval Establishment, expenses.....	764
Pay.....	766	Bureau of, Navy Department, salaries.....	764
Pay, miscellaneous.....	744	Chief of, salaries, office of.....	1046
Pay of, deposit fund.....	769	Ordnance stores and supplies, Army.....	1037
Pensions.....	599	Ordnance equipment, rifle ranges for civilian instruction.....	1086
Provisions.....	767	Ordnance Service—	
Ships' stores profits.....	769	Army.....	1034
Transportation.....	768	Current expenses.....	1034
Navy Department—		Ordnance stores—	
Contingent expenses.....	743	Ammunition, Army.....	1035
Library, books for.....	746	Navy.....	764
Printing and binding.....	744	Oregon, miscellaneous Indian funds.....	577
Research laboratory.....	745	Organized reserves, Officers' Reserve Corps.....	1076
Salaries, bureaus and offices of.....	741	Organizing Naval Reserve.....	751
Navy yards—		Osage Agency, support of.....	590
Mare Island, Calif.....	775	Osage Nation—	
New York, N. Y.....	775	Education.....	530
Norfolk, Va.....	775	Oil and gas operations.....	591
Philadelphia, Pa.....	775	Special counsel for Indians of.....	591
Puget Sound, Wash.....	775	Osage Tribal Council, expenses.....	592
Nebraska, miscellaneous Indian funds.....	570	Overcrowding of passenger vessels, preventing.....	362
Nevada—		Outstanding liabilities—	
Miscellaneous Indian funds.....	570	District of Columbia.....	1314
Support of Indians in.....	549	Interior Department.....	456
New Mexico—			
Counsel for Pueblo Indians in.....	466		
Miscellaneous Indian funds.....	572		
Support of Indians in.....	549		
New Orleans, La., mint at, salaries, wages, and contingent.....	925		
Newport, R. I., Naval training station.....	751		
New York, N. Y.—			
Airplane service between San Francisco and.....	804		
Assay office at, salaries, wages, and contingent.....	931		
Marine Hospital, improving.....	935		
Navy yard.....	775		
New York Seneca Indians, fulfilling treaties with.....	594		
New York Six Nations Indians, fulfilling treaties with.....	594		
Norfolk (Va.) Navy Yard.....	775		
North Carolina, Indian school.....	515		
North Dakota, miscellaneous Indian funds.....	574		
Northern Arapahoe Indians, Montana, support of.....	552		
Northern Cheyenne Indians, Montana, support of.....	552		

## P

Packers and stockyards act, enforcement of.....	298
Paiute Indians—	
Lands, drainage assessments.....	488
Lands, maintenance charges.....	488
Panama, payment to Government of.....	835
Panama Canal—	
Civil government.....	1188
Fire control.....	1067
Fortifications.....	1030
Hospital care.....	1011



Panama Canal—Continued.	Page	Philippine Islands—	Page
Maintenance and operation	1164	Barracks and quarters, Army	990
Military posts	986	Care of insane Filipino soldiers	1013
Sanitation	1185	Philippine special fund—	
Seacoast batteries	1030	Customs	875
Seacoast defenses	1031	Internal revenue	891
Searchlights and electrical installations	1030	Phoenix, Ariz., support of Indian school	500
Submarine mines	1067	Photolithographing, Patent Office	419
Supplies, seacoast defenses	1031	Pierre, S. Dak., support of Indian school	525
Pan American Sanitary Bureau	832	Pima Indian lands, Arizona, irrigation	476
Pan American Union—		Pink bollworm, eradication	293
Expenses	831	Pipestone, Minn., support of Indian school at	508
Quotas	845	Pittsburgh, Pa., care of mine buildings	435
Replica of Houdon, bust of Washington for	843	Plans—	
Papago Indian villages, Arizona, water supply for	473	For fortifications	1021
Paper—		For fortifications, Panama Canal	1030
Distinctive, for United States securities	864	Plant Industry, Bureau of, department of Agriculture, salaries and expenses	155
Investigations, Bureau of Standards	377	Plate printing, Bureau of Engraving and Printing	900
Park police, salaries and expenses	1301	Plats of surveys, General Land Office, reproducing	451
Parks, District of Columbia	1299	Platt National Park, protection, etc., of	644
Parlatoria date scale, eradication of	296	Playgrounds, District of Columbia, expenses	1235
Passenger-carrying vehicles, purchase, maintenance, etc., Agricultural Department	317	Pneumatic tube service, Post Office Department	802
Passenger vessels, preventing overcrowding of	362	Police—	
Passport Bureaus, Department of State	818	Capitol, salaries and contingent fund	
Patent Office—		Indian, pay of	461
Furniture and filing cases	419	Metropolitan, District of Columbia	1254
Printing and binding	419	Park, District of Columbia	1301
Salaries and expenses	417-419	White House, salaries, etc.	31
Paupers, District of Columbia, transportation	1296	Policemen and firemen's relief fund, District of Columbia	1259, 1314
Pawnee Indians, Oklahoma, fulfilling treaties with	553	Police court, District of Columbia	1269
Pay—		Ponca Indians, Oklahoma, support of	549
Acting assistant surgeons, Public Health Service	905	Poor of the District of Columbia, relief of	1296
Army drill	1074	Porto Rico—	
Army	957	Salaries, district court	697
Army, deposit fund	962	Special fund	891
Attendants, etc., Public Health Service	905	Porto Rico Regiment of Infantry, care of insane soldiers of	1013
Bailiffs, etc., District of Columbia courts	1274	Postage—	
Bailiffs, etc., United States courts	707	National Museum	86
Commissioned officers, Coast and Geodetic Survey	406	Treasury Department	855
Commissioned officers and pharmacists, Public Health Service	904	Postage to Postal Union countries, War Department	947
Indian police	461	Post allowances to Foreign Service officers	828
Judges, Indian courts	460	Postal Union countries, postage to, War Department	947
Marine Corps	778	Postal Service—	
Military Academy	1068	Expenditures and receipts	A52
Miscellaneous, Navy	744	Expenses	796
Naval Academy	777	Post exchanges, military, construction, etc., of	953
Navy	766	Postmaster General, salary	787
Navy, deposit fund	769	Post offices, construction (alphabetically arranged)	934
Navy, miscellaneous	744	Post Office Department—	
Officers and men, vessels, Coast Survey	405	Comptroller, salary	794
Personnel and maintenance of hospitals, Public Health Service	909	Contingent expenses	794
Regular assistant attorneys, United States courts	703	Field service	796
Special assistant attorneys, United States courts	704	Postal Service	796
Superintendents of national cemeteries	1087	Printing and binding	795
Payment of awards against the United States	843	Salaries	787
Payment to Government of Panama, treaty of November 18, 1903	835	Posts, military, construction, etc.	985
Pearl Harbor, Hawaii—		Postal deposits, investigating	440
Naval station	775	Potomac Park, District of Columbia—	
Submarine base	775	Connecting parkway between Rock Creek Park and	1302
Penitentiary, Atlanta, Ga., United States	712	Improvement of	1300
Penitentiary, Leavenworth, Kans., United States	710	Potomac River at Washington, D. C.—	
Penitentiary, McNeil Island, Wash., United States	714	Bridge at Georgetown, D. C.	1228
Pension cases, Pension Office, investigation of	600	Highway Bridge across, maintenance	1228
Pension Office—		Power plant—	
Investigation of pension cases	600	Building for, Bureau of Standards	387
Miscellaneous expenses	601	Capitol	12
Salaries	599	Mechanical shops and Department of Agriculture	111
Pensions—		Preparation and issue, Federal reserve notes	866
Army and Navy	599	Preparation, custody, and delivery—	
Fees of examining surgeons	602	Federal farm loan bonds	866
Permanent appropriations (found under departments and bureaus controlling the same)		Federal intermediate credit bank securities	866
Permanent Court of Arbitration, International Bureau of	832	Preservation—	
Permanent International Commission of Congress of Navigation	1114	And repair of fortifications	1022
Permit fund, District of Columbia	1314	And repair of fortifications, insular possessions	1027
Permit work, District of Columbia, assessment and	1221	And repair of fortifications, Panama Canal	1031
Philadelphia, Pa.—		Antietam battle field	1089
Mint at, salaries, wages, and contingent	925	Birthplace of Lincoln	1096
Naval Home, maintenance	753	Collections, National Museum	83
Navy Yard	775	Marine hospitals, repair and	935
		Public buildings, repair and	935
		Quarantine stations, repair and	935

	Page		Page
President of the United States—		Promotion—Continued.	
Contingent expenses, office of	30	Of vocational education in Hawaii	49
Message	V	Of welfare of maternity and infancy	735
Salaries, office of	29	Property—	
Salary of	29	Industrial, International Bureau of the Union for pro-	
Traveling expenses	30	tection of	836
Presidential postmaster examinations, salaries and expenses	43	United States, care of lands and	943
Preventing—		Prosecution of crimes, detection and	689
Forest fires	201	Protecting—	
Overcrowding of passenger vessels	362	Interests of the United States in customs matters	688
Spread of epidemic diseases	913	Public lands and timber	453
Spread of Japanese beetle	251	Seal and salmon fisheries of Alaska	416
Spread of moths	247	Protection—	
Prevention—		American seamen, relief and	826
Diseases among Indians, treatment and	533	Crater Lake National Park	630
Spread of European corn borer	248	General Grant National Park	632
Spread of Mexican bean beetle	250	Glacier National Park	632
Printing—		Grand Canyon National Park	634
Bureau of Engraving and, salaries	897	Hawaii National Park	636
Decisions, Court of Claims	699	Hot Springs	637
Division of, salaries	869	International, of industrial property, Patent Office	836
Engraving and, expenses	897	Lafayette National Park	639
Public, and binding	22	Lassen Volcanic National Park	640
Printing and binding—		Mesa Verde National Park	641
Agriculture, Department of	114	Mount McKinley National Park	642
Alien Property Custodian	33	Mount Rainier National Park	643
Board of Mediation	37	National monuments	654
Board of Tax Appeals	39	Platt National Park	644
Bureau of the Budget	877	Rocky Mountain Park	645
Civil Service Commission	45	Sequoia National Park	647
Commerce, Department of	336	Wind Cave National Park	648
Court of Claims	699	Yellowstone National Park	649
Efficiency, Bureau of	40	Yosemite National Park	651
Executive Office	30	Zion National Park	653
Federal Power Commission	51	Providence Hospital, District of Columbia	1285
Federal Trade Commission	54	Proving ground, Army	1040
Fine Arts Commission	45	Provisions, Navy	767
General Accounting Office	57	Publication, Customs Tariffs, International Bureau	828
Housing Corporation	58	Public buildings—	
Interior, Department of the	447	And public parks of the National Capital, salaries and	
Interstate Commerce Commission	72	expenses	75
Justice, Department of	687	Construction (alphabetically arranged)	934
Labor, Department of	724	Furniture and repairs of same for	942
Library of Congress	18	General expenses of	939
National Advisory Committee for Aeronautics	74	Mechanical equipment of	937
Navy Department	744	Operating force for	941
Post Office Department	795	Operating supplies for	943
Public buildings and public parks of the National		Remodeling, etc	934
Capital	76	Repairs and preservation of	935
Railroad Labor Board	77	Vaults and safes for	938
Shipping Board	92	Public Buildings Commission	77
Smithsonian Institution	87	Public convenience stations—	
State Department	817	Lincoln Memorial	76
Supreme Court	696	Maintenance	76
Tariff Commission	89	Public crematorium, District of Columbia	1268
Treasury Department	854	Public debt—	
United States Employees' Compensation Commission	47	Commissioner of, salary	860
United States Geographic Board	90	Interest on	866
United States Veterans' Bureau	106	Statement of operations	A81
War Department	948	Statement June 30, 1926	A81
Prison Commission, International	831	Public Debt Service, salaries and expenses	860
Prisons—		Public documents—	
For American convicts, expenses of	844	Superintendent of, salaries, office of	26
Inspection of prisoners and	720	Superintendent of, general expenses, office of	27
Prisoners—		Public Health Office, International	833
District of Columbia, support of	1276	Public Health Service—	
Inspection of prisons and	720	Expenses	903-921
United States courts, support of	719	Surgeon General, salaries, office of	903
Private property—		Public lands—	
Claims for damages to and loss of	961	Deposits by individuals for surveying	455
Claims of officers, enlisted men, and nurses of the Army		Protecting	453
for destruction of	962	Surveying	450
Probate attorneys, Five Civilized Tribes	463	Public moneys, contingent expenses for collection, etc	859
Probation systems—		Public Printer, salaries, office of	21
District of Columbia	1276	Public printing and binding	22
United States courts	719	Public Roads, salaries and expenses, Bureau of	262
Proceedings and debates, Senate, reporting	3	Public schools—	
Prohibition act, enforcement of	886	Alaska fund	673
Projects, operation of, Housing Corporation	59	District of Columbia, buildings and grounds	1251
Promotion—		District of Columbia, salaries and expenses	1241
Commerce, Europe and other areas	342	Public timber, protecting	453
Commerce, Far East	347	Public use of inventions, and defending suits, Patent Office	419
Commerce, South and Central America	345	Public-utility standards, investigation of problems in con-	
Of foreign and domestic commerce	340-355	nection with	372
Of international arbitration, bureau of	832	Public Utilities Commission, District of Columbia	1207
Of mineral commerce	440	Public Welfare, Board of	1278

	Page		Page
<b>Pueblo Indians—</b>		Redistribution, funds for indigent, Alaska fund.....	32
Counsel for.....	466	Reformatories—	
Lands, flood protection.....	489	District of Columbia.....	1280
Water supply.....	474	United States Industrial, Chillicothe, Ohio.....	716
<b>Pueblo Lands Board, expenses.....</b>	695	Refunding—	
<b>Puget Sound, Wash., navy yard.....</b>	775	Erroneous collections, District of Columbia.....	1220
<b>Purchase—</b>		Excessive duties.....	875
Indian supplies.....	459	Taxes, District of Columbia.....	1313
Mine rescue cars.....	424	Refund to depositors, excess of deposits, national-forest fund.....	215
<b>Purchase of lands—</b>		Register of the Treasury, salaries, office of.....	860
For Choctaw Indians.....	467	Registers, salaries and commissions.....	452
For homeless Indians in California.....	467	Regular assistant attorneys, United States courts, pay of.....	703
For Reno Indian colony, Nevada.....	467	Regular supplies, Quartermaster Corps.....	964
<b>Pyramid Lake Reservation, Nev.—</b>		Regulating immigration, expenses.....	726
Irrigation.....	487	Reindeer for Alaska, purchase of.....	663
<b>Q</b>		Relief—	
<b>Quapaws, Oklahoma, support of.....</b>	554 557	And protection of American seamen.....	826
<b>Quarantine Service—</b>		Of distress among Indians.....	533
Interstate.....	917	Of indigent, Alaska fund.....	32
Maintenance.....	912	Poor, District of Columbia.....	1296
<b>Quarantine stations—</b>		Remains—	
Construction, etc.....	935	Of civil employees of the Army who die abroad and	
Repairs, etc., of buildings.....	935	soldiers who die on transports, bringing home.....	1090
<b>Quartermaster Corps—</b>		Of foreign service officers, and clerks, transporting.....	847
Army transportation.....	973	Of officers and employees of Bureau of Foreign and	
Construction of buildings, utilities, and appurtenances.....	986	Domestic Commerce, transporting.....	354
Incidental expenses.....	970	Of officers of Public Health Service, transporting.....	908
Regular supplies.....	964	Of officers, soldiers, and civilian employees, disposition	
Rent of buildings.....	993	of.....	1090
Subsistence.....	963	Remodeling, etc., public buildings.....	934
Supplies for schools and colleges.....	1081	Removal, dangerous buildings, District of Columbia.....	1219
Support of the Army.....	963	Removing obstructions—	
<b>Quartermaster General, United States Army, salaries, office</b>	994	Endangering navigation.....	1116
<b>Quartermaster supplies—</b>		Mississippi, Atchafalaya, and Old Rivers.....	1111
Rifle ranges for civilian instruction, services.....	1084	Rent—	
Reserve Officers' Training Corps, equipment, etc.....	1079	Buildings, Civil Service Commission.....	45
<b>Quarters—</b>		Buildings, Department of Agriculture.....	112
Barracks and, Army.....	987	Buildings, Department of Commerce.....	335
Barracks and, Philippine Islands.....	990	Buildings, Department of Justice.....	687
Student interpreters, embassies to Japan and Turkey.....	820	Buildings, Department of Labor.....	723
<b>R</b>		Buildings, Quartermaster Corps, United States Army.....	993
<b>Radio communication, Bureau of Standards.....</b>	374	Buildings, Treasury Department.....	850
<b>Radioactive substances, investigation.....</b>	386	Court rooms, United States courts.....	707
<b>Radiotelegraphic convention, International.....</b>	833	Grounds for embassy at Tokyo, Japan.....	822
<b>Railroad Labor Board—</b>		Temporary quarters.....	934
Printing and binding.....	77	Repairing roads to national cemeteries.....	1088
Salaries and expenses.....	77	Repairs—	
<b>Railroad scales, etc., Bureau of Standards, testing.....</b>	383	And preservation of public buildings, quarantine sta-	
<b>Railroads in Alaska—</b>		tions, etc.....	935
Additional income tax on.....	891	Arsenals.....	1041
Construction, maintenance, and operation.....	667	Botanic Garden.....	13
<b>Railway Congress, International.....</b>	832	Building where Abraham Lincoln died.....	76
<b>Railway Mail Service.....</b>	805	Buildings at Indian agencies.....	462
<b>Rainy Lake Reference, report on.....</b>	842	Butler Building, Washington, D. C.....	935
<b>Ranges and shooting galleries.....</b>	993	Capitol.....	10
<b>Rapid City, S. Dak., Indian school.....</b>	526	Coast Guard vessels.....	896
<b>Receipts—</b>		Executive Mansion.....	30
And expenditures, statements.....	A16-A46	Fortifications, Panama Canal.....	1031
And expenditures, Postal Service.....	A52	Fortifications, preservation and.....	1022
Public debt.....	A81	Furniture for public buildings.....	942
<b>Reclamation charges, Paiute allotted lands.....</b>	488	Hospitals, construction and (Army).....	993
<b>Reclamation fund, expenditures.....</b>	604-615	Library of Congress.....	12
<b>Reclamation projects, Yuma allotments, California.....</b>	481	Marine hospitals.....	935
<b>Recoinage—</b>		National Museum.....	85
Gold coins.....	859	Naval Academy.....	778
Minor coins.....	859	Naval vessels, construction and.....	762
Silver coins.....	859	Public buildings and public parks of the National	
<b>Recreation, for enlisted men, Navy.....</b>	750	Capital.....	76
<b>Red Lake Reservation, Minn.—</b>		Quarantine stations.....	935
Road work.....	593	Roads, bridges, and trails, Alaska.....	1099 1117
Red Lake sawmill, additions to.....	589	Roads to national cemeteries.....	1088
Surveying and allotting.....	589	Treasury Building.....	935
<b>Redemptions—</b>		Vessels, Coast Survey.....	405
Assessment certificates, District of Columbia.....	1314	Vessels, Navy.....	762
Bonds, etc., received as interest payments on obligations		Repayment for lands erroneously sold.....	454
of foreign government.....	867	Reporter, Supreme Court, salary and expenses of.....	697
Bonds, etc., received as repayments of principal by		Reporting proceedings and debates, Senate.....	3
foreign government.....	867	Reproducing plats of surveys, General Land Office.....	451
Tax-lien certificates, District of Columbia.....	1314	Rescuing shipwrecked American seamen.....	828
		Research and Experimental Laboratory, Navy.....	745
		Research Council, International.....	835
		Reserve Corps, Army, expenses.....	1076
		Reserve, Naval, expenses.....	751
		Reserve Officers' Training Corps, Quartermaster supplies.....	1079
		Reserves, Organized, Officers' Reserve Corps.....	1076

	Page	Salaries—Continued.	Page
Reservations—		And expenses, United States Geographic Board.....	90
Commission, National Forest.....	215	And mileage of Members and Delegates.....	4
Opening Indian.....	455	And mileage of Senators.....	1
Surveying and allotting Indian.....	465	Animal Industry, Bureau of.....	137
Reservoir site, Walker River, Nev., investigation.....	488	Arbitration boards, Board of Mediation.....	37
Restoration, lands in forest reserves.....	454	Architect of the Capitol, office of.....	10
Retired pay, Lighthouse Service.....	393	Architect, Supervising, Office of.....	933
Retired United States judges, salaries.....	697	Assay offices.....	923
Retirement act—		Astrophysical Observatory, Smithsonian Institution.....	80
Civil Service Commission, salaries.....	43	Attorney General, office of.....	685
Bureau of Pensions, salaries.....	602	Attorneys, marshals, etc., Territory of Alaska.....	700
Retirement fund—		Biological Survey, Bureau of.....	253
Civil Service.....	603	Board of Charities, District of Columbia.....	1278
Teachers', District of Columbia.....	1314	Board of Mediation.....	36
Revenue—		Board of Tax Appeals.....	38
Customs, expenses of collecting.....	870	Botanic Garden.....	13
Internal revenue, expenses of collecting.....	882	Bureau of—	
Revenue steamers, repairs to.....	896	Accounts.....	794
Rhode Island—		Aeronautics.....	776
Naval training station.....	751	Agricultural Economics.....	268
Naval War College.....	753	Animal Industry.....	137
Rifles, automatic machine, Army.....	1037	Biological Survey.....	253
Rifle contests, national trophy and medals for.....	1085	Budget.....	876
Rifle ranges—		Census.....	355
Civilian instruction, ordnance supplies for.....	1086	Chemistry.....	219
Quartermaster supplies and services for.....	1084	Chemistry and Soils.....	220
Rivers—		Construction and Repair.....	763
Examinations and surveys.....	1103	Dairy Industry.....	152
Improvements, funds contributed for.....	1116	Education.....	658
Improving.....	1101	Efficiency.....	39
Riverside, Calif., support of Indian school.....	504	Engineering.....	761
River steamers, Alaska, operation of.....	667	Engraving and Printing.....	897
Road Congress, International.....	841	Entomology.....	234
Roads—		Fisheries.....	409
And trails, forest.....	325	Foreign and Domestic Commerce.....	340
And trails, national parks.....	657	Forestry.....	195
Army.....	992	Home Economics.....	289
Bridges and ferries, Alaska, funds contributed for im-		Immigration.....	726
provement.....	1117	Insular Affairs, War Department.....	1014
Bureau of, salaries and expenses.....	262	Labor Statistics.....	724
Construction and maintenance, Alaska.....	1099, 1117	Lighthouses.....	388
Fort Apache Reservation, Ariz.....	593	Mines.....	420
Mescalero Reservation, N. Mex.....	593	Medicine and Surgery.....	770
Red Lake Reservation, Minn.....	593	Militia, War Department.....	1075
Rural post, cooperative construction of.....	329	Naturalization.....	730
Shoshone Reservation, Wyo.....	593	Navigation, Department of Commerce.....	360
Suburban, District of Columbia, repairing.....	1223	Navigation, Navy Department.....	753
To national cemeteries, repairing.....	1088	Ordnance, Navy Department.....	765
Rock Creek Park, connecting parkway between Potomac		Pensions, employees' retirement act.....	602
Park and.....	1302	Plant Industry.....	155
Rock Island, Ill., bridge, care, etc.....	1041	Public Roads.....	262
Rocky Boy Band of Chippewas, Montana, support of.....	549	Public Health Service.....	903
Rocky Mountain National Park, Colo., protection, etc.....	645	Soils.....	219
Rome, Italy, International Institute of Agriculture at.....	832	Standards.....	366
Roosevelt Indian School, Fort Apache, Ariz.....	503	Supplies and Accounts.....	768
Rubber, investigations, Bureau of Standards.....	377	the Budget.....	876
Rural post roads, cooperative construction of.....	328	Yards and Docks.....	774
Rural sanitation, studies of.....	918	Capitol police, House of Representatives.....	9
<b>S</b>		Capitol police, Senate.....	9
Sacaton Dam, maintenance and operation.....	481	Census Bureau.....	355
Sacramento River, flood control.....	1106	Chargés d'affaires ad interim.....	819
Safes, vaults and, for public buildings.....	938	Chemistry and Soils, Bureau of.....	220
Sailors and soldiers, disabled, State or Territorial homes for.....	1163	Chemistry, Bureau of.....	219
St. Croix Chippewas, fulfilling treaties with.....	594	Chief of Air Service, office of.....	1008
St. Elizabeths Hospital—		Chief of Chemical Warfare Service.....	1060
Buildings and grounds.....	677	Chief of Coast Artillery, office of.....	1068
Current expenses.....	673	Chief of Engineers, office of.....	1033
Miscellaneous trust funds.....	678	Chief of Finance, office of.....	962
Support of indigent insane, District of Columbia.....	1295	Chief of Naval Operations, office of.....	747
St. Louis, Mo., marine hospital.....	935	Chief of Ordnance, office of.....	1046
Salaries—		Chief of Staff, office of.....	950
Accounts Division, Department of Agriculture.....	109	Children's Bureau.....	733
Adjutant General's office.....	954	Circuit Court of Appeals.....	697
Agricultural Economics, Bureau of.....	268	Circuit judges.....	697
Agriculture, office of Secretary of.....	109	Civil Service Commission.....	41-43
Alien Property Custodian, office of.....	32	Clerks, United States courts.....	705
Ambassadors and ministers.....	819	Coast and Geodetic Survey.....	407
American Battle Monuments Commission.....	34	Coast Guard, office of.....	892
American ethnology, Smithsonian Institution.....	78	Collectors, etc., of internal revenue.....	882
And commissions, registers and receivers.....	452	Commerce, office of Secretary of.....	333
And expenses, collectors of internal revenue.....	882	Commissioner General of Immigration, office of.....	726
And expenses, Court of Appeals, District of Columbia.....	1275	Commissioner of—	
And expenses, Federal Board for Vocational Education.....	48	Accounts and Deposits.....	857
And expenses, United States Court for China.....	843	Crater Lake National Park.....	698
		Education, office of.....	658

## Salaries—Continued.

Commissioner—Continued.	
Fish and Fisheries	409
General Grant National Park	698
General Land Office, office of	447
Glacier National Park	698
Indian Affairs, office of	456
Internal Revenue, office of	882
Labor Statistics, Bureau of	724
Lighthouses	388
Mount Rainier National Park	698
Naturalization, office of	730
Navigation, Department of Commerce	360
Patents, office of	417
Pensions, office of	599
Sequoia National Park	698
The Public Debt	860
Yellowstone National Park	698
Yosemite National Park	698
Commissioners, Court of Claims	700
Commissioners of Conciliation	722
Commissioners of the District of Columbia	1195
Compensation Board, Navy	743
Comptroller of the Currency, office of	881
Comptroller of the Post Office Department	794
Congressional Library	14
Construction and Repair, Bureau of	763
Consuls, while receiving instructions and in transit	826
Court of Appeals, District of Columbia	1275
Court of Claims	699
Court of Customs Appeals	698
Custom service	870
Dairy Industry, Bureau of	152
Delegates, House of Representatives	4
Diplomatic officers while receiving instructions, etc.	826
Director of Naval Communications, office of	748
Director of the Budget, office of	876
Director of the Mint, office of	922
Disbursing clerk, office of	869
District attorneys	702
District court, Territory of Hawaii	700
District judge for Porto Rico	697
District judges	697
District marshals	701
District of Columbia, offices of	1195
Division of Accounts, etc., Department of Agriculture	109
Division of Appointments	869
Division of Bookkeeping and Warrants	858
Division of Customs	875
Division of Printing	869
Domestic and Foreign Commerce, Bureau of	340
Education, Bureau of	658
Employees' Compensation Commission	46
Employees, Court of Appeals Building, District of Columbia	1275
Employees, courthouse, Washington, D. C.	1274
Employees, House of Representatives	4
Employees, public buildings, and public parks of the National Capital	75
Employees' retirement act, Civil Service Commission	43
Employees' retirement act, Bureau of Pensions	602
Employees, Senate	1
Enforcement of the Insecticide Act	290
Enforcement of Narcotic and National Prohibition Acts	886
Engineers, office of Chief of	1033
Engraving and Printing, Bureau of	897
Entomology, Bureau of	234
Executive Office	29
Experiment Stations, Office of	117
Expert examiners, Civil Service Commission	43
Extension Service, Department of Agriculture	124
Federal Board for Vocational Education	48
Federal Farm Loan Board	877
Federal Horticultural Board	291
Federal Power Commission	51
Federal Trade Commission	52
Fine Arts Commission	45
Food, Drug, and Insecticide Administration	301
Foreign loans and railroad loans	848
Foreign and Domestic Commerce, Bureau of	340
Foreign service officers	826
Forest Service	195
General Accounting Office	55
General Board, Navy	742

## Salaries—Continued.

General Land Office	447
General Supply Committee	855
Geodetic and Coast Survey	407
Geographic Board	90
Geological Survey	615
Governor and secretary, Territory of Hawaii	671
Governor, Territory of Alaska	665
Home Economics, Bureau of	289
House of Representatives	4
Housing Corporation	57-60
Howard University	681
Hydrographic Office	754
Immigration Bureau	726
Indian Office	456
Information, office of	113
Inspection and Survey, Board of	748
Inspector General, office of	956
Insular Affairs, Bureau of	1014
Interior Department, office of Secretary	443
Internal Revenue, Office of Commissioner of	882
International Catalogue of Scientific Literature, Smithsonian Institution	80
International Exchanges, Smithsonian Institution	78
Interpreters to embassies and legations	820
Interstate Commerce Commission	61-72
Joint Committee on Printing, Senate and House	9
Judge Advocate General, United States Army, office of	956
Judge Advocate General, United States Navy, office of	746
Judges, etc., Court of Claims	699
Judges, marshals, etc., Territory of Alaska	700
Judges of circuit courts	697
Justice and judges, Supreme Court, District of Columbia	1273
Justice, Department of	685
Justices, etc., Supreme Court of the United States	696
Justices and judges, Territory of Hawaii	700
Keepers of lighthouses	391
Labor Statistics, Bureau of	724
Labor, Department of	721
Legislative counsel, office of	9
Library, Agricultural Department	115
Library of Congress	14
Library of Navy Department	746
Lighthouse Bureau	388
Lighthouse keepers	391
Lighthouse Service	393
Lighthouse vessels	391
Marine Corps, headquarters	779
Marshals, United States courts	701
Medicine and Surgery, Bureau of	770
Members, House of Representatives	4
Militia Bureau, War Department	1075
Mines, Bureau of	420
Ministers	819
Mints and assay offices	923
National Advisory Committee for Aeronautics	72
National bank examiners	882
National Capital Park Commission	1302
National Gallery of Art	86
National Museum	82-85
National park commissioners	698
National Park Service	630
Naturalization, Bureau of	730
Nautical Almanac Office	759
Naval Examining Board	742
Naval Intelligence, office of	749
Naval Observatory	757
Naval Operations, office of Chief of	747
Naval Records and Library, office of	746
Naval Retiring Board	742
Navigation, Bureau of, Navy Department	753
Navigation, Bureau of, Department of Commerce	360
Navy Department, bureaus and offices of	741
Officers and employees, House of Representatives	4
Officers and employees, Senate	1
Ordnance, Bureau of	765
Ordnance, office of Chief of	1046
Patent Office	417
Pension Office	599
Plant Industry, Bureau of	155
Postmaster General, office of	787
Post Office Department, offices of	787
President of the United States	29
President of the United States, office of	29

Salaries—Continued.		Page	San Francisco, Calif.—	Page
Printing and Engraving, Bureau of.....	897		Airplane service between New York and.....	804
Public Buildings and Public Parks of the National Capital.....	75		Mint at, salaries, wages, and contingent expenses.....	927
Public Buildings Commission.....	77		San Xavier Reservation, Ariz., pumping plants.....	480
Public Debt Service.....	860		Sanitary Bureau, Pan American.....	832
Public Health Service.....	903		Sanitation—	
Public-land offices.....	452		Panama Canal.....	1185
Public parks, District of Columbia.....	1299		Studies of rural.....	918
Public Printer, office of.....	21		Santa Fe, N. Mex., support of Indian school.....	513
Public Roads, Bureau of.....	262		Satus irrigation project, Yakima Reservation, Wash.....	493
Quartermaster General, office of.....	994		Scales—	
Railroad Labor Board.....	77		Mine, investigation.....	380
Railway-mail service.....	805		Testing large.....	383
Reclamation fund.....	604		For customs service.....	875
Register of the Treasury, office of.....	860		Schools—	
Registers of public-land offices.....	452		Coast Artillery, Fort Monroe, Va.....	1063
Reporter, Supreme Court.....	697		Command and General Staff, Fort Leavenworth, Kans.....	953
Retired judges.....	697		Engineer.....	1016
St. Elizabeths Hospital.....	673		Field Artillery, Fort Sill, Okla.....	1062
Secretary, Territory of Alaska.....	665		Indian, support of (see also name of school).....	495-532
Secretary of Agriculture, office of.....	109		Industrial Home, District of Columbia.....	1292
Secretary of Commerce, office of.....	333		Industrial Home, District of Columbia, for Colored Children.....	1290
Secretary of the Interior, office of.....	443		Military, equipment.....	1081
Secretary of Labor, office of.....	721		National Training, for Boys, Washington, D. C.....	717, 1283
Secretary of the Navy, office of.....	741		National Training, for Girls, District of Columbia.....	1284
Secretary of State, office of.....	815		Public, District of Columbia, buildings and grounds.....	1251
Secretary of the Treasury, office of.....	847		Public, District of Columbia, salaries and expenses.....	1241
Secretary of War, office of.....	945		Tank Corps.....	1061
Secret Service Division.....	902		Scientific library, Patent Office.....	419
Senate.....	1		Scientific Literature, International Catalogue of.....	80
Senators.....	1		Seacoast batteries—	
Shipping Board.....	90		Hawaii.....	1028
Shipping commissioners.....	365		Panama Canal.....	1030
Shipping service.....	365		Seacoast defenses—	
Signal Office.....	1002		Insular possessions, supplies for.....	1028
Smithsonian Institution.....	78-87		Maintenance, etc., fire-control installations at.....	1000
Soils, Bureau of.....	220		Panama Canal.....	1030
Solicitor of Department of Commerce, office of.....	685		Supplies for.....	1024
Solicitor of Department of Interior.....	444		Seacoast fortifications, searchlights.....	1022
Solicitor of Post Office Department.....	792		Seamen—	
Solicitor of Department of Labor, office of.....	685		American, relief and protection.....	826
Solicitor of Department of State.....	685		Shipwrecked American, rescuing.....	828
Solicitor of the Treasury, office of.....	685		Searchlights and electrical installations—	
Standards, Bureau of.....	366		Hawaiian Islands.....	1027
State Department.....	815		Panama Canal.....	1030
Steamboat Inspection Service.....	358		Seacoast fortifications.....	1022
Steamboat inspectors.....	359		Seattle, Wash., assay office, salaries and expenses.....	932
Stenographers, Supreme Court.....	697		Second Assistant Postmaster General, salaries, office of.....	790
Superintendent of Documents, office of.....	26		Secretary—	
Supervising Architect, office of.....	933		Agriculture, salaries, office of.....	109
Supervising Inspector General Steamboat Inspection Service, office of.....	358		Commerce, salaries, office of.....	333
Supplies and Accounts, Bureau of.....	768		Interior, salaries, office of.....	443
Supply division, Treasury Department.....	853		Labor, salaries, office of.....	721
Supreme Court, District of Columbia.....	1273		Navy, salaries, office of.....	741
Supreme Court, United States.....	696		State, salaries, office of.....	815
Surgeon General, office of.....	1012		Treasury, salaries, office of.....	847
Surgeon General Public Health Service, office of.....	903		War, salaries, office of.....	945
Tariff Commission.....	87		Secret Service Division, salaries.....	902
Treasurer United States, office of.....	879		Securities, United States, distinctive paper for.....	864
Treasury Department, offices of.....	847		Seed grain, loans, collection of.....	324
United States court for China.....	843		Seminole Indians, Florida, support of.....	549
United States Court of Customs Appeals.....	698		Senate—	
United States Veterans' Bureau.....	93		Contingent expenses.....	3
Vice President of the United States.....	1, 29		Contingent fund, Capitol police.....	9
Vocational rehabilitation.....	49		Garages, repairs, etc.....	11
War Department, offices of.....	945		Joint Committee on Printing.....	9
Water department, District of Columbia.....	1308		Legislative counsel.....	9
Weather Bureau.....	131		Office Building, furnishing and maintenance.....	11
White House police.....	31		Reporting proceedings and debates.....	3
Women's Bureau.....	737		Salaries and mileage of Senators.....	1
Yards and Docks, Bureau of.....	774		Salaries of Capitol police.....	9
			Salaries of officers and employees.....	1
			Statement of appropriations.....	10
Sale—			Senate and House garages and Maltby Building.....	11
Advertising Indian lands.....	466		Senators, salaries and mileage.....	1
Opium, etc., restricting.....	886		Seneca Indians of New York, fulfilling treaties with.....	594
Timber, expenses incidental to.....	470		Sequoia National Park—	
Unallotted lands, Five Civilized Tribes.....	466		Improvement of.....	647
Salem, Oreg., support of Indian school.....	522		Salary of commissioner.....	698
San Carlos Reservation, Ariz.—			Sequoyah Orphan Training School, Five Civilized Tribes.....	520
Construction, irrigation project.....	477		Seville, Spain, International Exposition.....	841
Pumping plants.....	480		Sewerage system, Fort Monroe, Va.....	993
San Diego, Calif.—			Sewers—	
Naval base.....	775		District of Columbia.....	1230
Naval training station, maintenance.....	751		Military posts, water and.....	990

	Page		Page
Shiloh National Military Park, improvement.....	1094	Standardization—	
Shipping Board—		Color.....	374
Printing and binding.....	92	Gauge.....	379
Salaries and expenses.....	90	Instruments, equipments, etc.....	384
Shipping commissioners, salaries.....	365	Mechanical appliances.....	376
Shipping fund, emergency.....	92	Sugar.....	378
Shipping service—		Standard materials, Bureau of Standards.....	385
Clerk hire.....	365	Standards, Bureau of—	
Contingent expenses.....	366	Equipment.....	367
Miscellaneous indefinite appropriations.....	366	Salaries and expenses.....	366
Ships of the Navy, ammunition for.....	764	State Department—	
Ships' stores profits, Navy.....	769	Foreign intercourse.....	819
Shipwrecked American seamen, rescuing.....	828	Passport bureaus.....	818
Shooting galleries and ranges.....	993	Permanent indefinite appropriations.....	845
Shoshone Indians—		Printing and binding.....	817
In Wyoming, support of.....	557	Salaries and expenses.....	815
Support of, employees, etc.....	557	State and Territorial homes, for disabled soldiers and sailors.....	1163
Shoshone Reservation, Wyo.—		State and Territorial maps, General Land Office.....	450
Roads and bridges.....	593	State marine schools, New York, Massachusetts, and Pennsylvania.....	745
Support of Indian school.....	495	Statement of appropriations, Senate and House of Representatives.....	10
Signal Office, salaries.....	1002	Statements—	
Signal Service, Army.....	995	Appropriations classified by Government functions.....	A67
Siletz and Grande Ronde Agencies, Oreg., support of Indians.....	549	Estimates and appropriations classified by character and objects of expenditure.....	A69
Silver coins, recoinage of.....	859	Expenditures and receipts.....	A13-A51
Simcoe Creek irrigation project, maintenance and operation.....	491	Financial.....	A13-A67
Sinking fund—		Postal Service.....	A52
United States.....	866	Public debt.....	A81-A88
Statements.....	A87	Sinking fund.....	A87
Sioux Indians—		States—	
Civilization of.....	596	Five, three, and two per cent funds to.....	456
Different tribes, support.....	554	Payments to, from receipts under mineral leasing act.....	456
Of Devils Lake, N. Dak., support.....	549	Stationery—	
Yankton Tribe, in South Dakota, support.....	549	Interior Department.....	445
Sioux Nation, education.....	532	Treasury Department.....	855
Six Nations Indians of New York, fulfilling treaties with.....	594	War Department.....	947
Smithsonian Institution—		Statistical Institute, International, The Hague.....	839
American ethnology.....	78	Statistics, Bureau of the Census, collecting.....	356
Astrophysical Observatory.....	80	Steamboat Inspection Service—	
Interest account, permanent appropriation.....	87	Clerk hire.....	359
International Catalogue of Scientific Literature.....	80	Contingent expenses.....	360
International exchanges.....	78	Salaries.....	358
National Gallery of Art.....	86	Supervising Inspector General, salaries, office of.....	358
National Museum.....	82-86	Steam machinery, Bureau of Engineering.....	760
Printing and binding.....	87	Stock water supply, developing.....	472
Soils, Bureau of, Department of Agriculture, salaries and expenses.....	220	Stockyards act, enforcement of.....	298
Soldiers—		Stores—	
And sailors, State and Territorial homes for.....	1163	Ordnance and supplies, Army.....	1037
Artificial limbs for.....	1097	Ordnance, Army, ammunition.....	1035
Disabled, appliances for.....	1097	Ordnance, Navy.....	764
Disabled, trusses for.....	1097	Street cleaning, District of Columbia.....	1233
Disabled Volunteers, National Home for.....	1118	Street improvements, District of Columbia.....	1221
Headstones for graves of.....	1089	Structural materials, testing, Bureau of Standards.....	369
Home, interest account.....	1117	Student interpreters at embassy to Japan and Turkey, quarters for.....	820
Home, permanent fund.....	1117	Studies of, rural sanitation.....	918
Indigent, burial of.....	1091	Submarine bases—	
Who died abroad, and on transports bringing home remains of.....	1090	Pearl Harbor, Hawaiian Islands.....	775
Solicitor for the Post Office Department, salaries, office of.....	792	Submarine mines—	
Solicitor of the Department of Commerce, salaries, office of.....	685	Insular possessions.....	1066
Solicitor of the Department of Interior, salaries, office of.....	444	Maintenance.....	1065
Solicitor of the Department of Labor, salaries, office of.....	685	Panama Canal.....	1067
Solicitor of the Department of State, salaries, office of.....	685	Subsistence, Army.....	963
Solicitor of the Treasury, salaries, office of.....	685	Sugar standardization, Bureau of Standards.....	378
Sound investigation, Bureau of Standards.....	382	Suits—	
South Dakota, miscellaneous Indian funds.....	580	In claims against the United States, defending.....	689
South and Central America, promoting commerce.....	345	Patent Office, defending.....	419
Southern Appalachian National Parks.....	656	Summary of expenditures, classified by governmental functions, 1928, compared with prior years.....	A67
Southern Relief Society, maintenance.....	1295	Sunday opening, Library of Congress.....	20
Special assistant attorneys, United States courts, pay of.....	704	Superintendent—	
Special Claims Commission, United States and Mexico.....	837	Documents, salaries, office of.....	26
Special examinations, national banks.....	882	Documents, stores, and general expenses, office of.....	27
Special fund, German Government's moiety, expenses, Mixed Claims Commission.....	845	Superintendents, national cemeteries, pay.....	1087
Spokane Indians, Washington, support of.....	556	Supervising Architect, salaries, office of.....	933
Spread of European corn borer, prevention of.....	248	Supervising Inspector General, Steamboat Inspection Service, salaries, office of.....	358
Spread of Japanese beetle, preventing, Bureau of Entomology.....	251	Supplies—	
Spread of Mexican bean beetle, control and prevention of.....	250	Army, transportation of.....	873
Spread of moths, preventing, Bureau of Entomology.....	247	For seacoast defenses.....	1024
Spread of pink bollworm of cotton, suppressing.....	293		
Standard container act, enforcement of.....	286		



	Page		Page
Supplies—Continued.		Surgeon General—	
For seacoast defenses, insular possessions.....	1028	Army, salaries, office of.....	1012
For seacoast defenses, Panama Canal.....	1031	Library, office of.....	1012
For United States courts and judicial officers.....	709	Public Health Service, salaries, office of.....	903
Indian purchase and transportation.....	459	Surgeons—	
Instruments and, Navy.....	750	Acting assistant, pay, Public Health Service.....	905
Military schools and colleges.....	1081	Examining, pensions, fees and expenses of.....	602
Ordnance, Army.....	1037	Surgical history of World War.....	1097
Ordnance, Navy.....	764	Surplus fund, District of Columbia.....	1314
Public buildings, operating.....	943	Survey—	
Regular, Quartermaster Corps.....	964	Coast and Geodetic, salaries and expenses.....	396-409
Supplies and Accounts, Bureau of—		Geological, general expenses.....	616
Naval Establishment, expenses.....	766	Geological, salaries, office of.....	615
Navy Department, miscellaneous indefinite appropriations.....	769	Surveying—	
Navy Department, salaries.....	768	And allotting Indian reservations.....	465
Supply Committee, General, salaries.....	855	Public lands.....	450
Supply Division, Treasury Department.....	853	Public lands, deposits by individuals.....	455
Supplying Infantry equipment, National Guard.....	1074	Within land grants.....	455
Support of—		Surveys—	
Apaches.....	468	And maps, military.....	1019
Bannocks.....	551	Ocean and lake, Bureau of Navigation.....	751
Cheyennes and Arapahoes.....	552	Reproducing plats of, General Land Office.....	451
Chippewas in Minnesota.....	588	Rivers and harbors.....	1103
Chippewas of the Mississippi.....	529	Water rights, Blackfoot River, Fort Hall Reservation, Idaho.....	483
Chippewas, Turtle Mountain Band.....	549		
Coeur d'Alenes.....	551		
Comanches.....	468		
Confederated Bands of Utes.....	556		
Convicts, District of Columbia.....	1276		
Freedmen's Hospital, Washington, D. C.....	1285		
Indians, civilization and.....	549		
Indians in Arizona.....	549		
Indians in California.....	549		
Indians in Nevada.....	549		
Indians in New Mexico.....	549		
Indians in Utah.....	549		
Indians in Washington.....	549		
Indians in Wisconsin.....	549		
Indians of Blackfeet Agency.....	549		
Indians of Flathead Agency.....	549		
Indians of Fort Belknap Agency.....	549		
Indians of Fort Berthold Agency.....	549		
Indians of Fort Hall Reservation.....	549		
Indians of Fort Peck Agency.....	549		
Indians of Grande Ronde and Siletz Agencies, Oreg.....	549		
Indians of Warm Springs Agency.....	558		
Indians of Yakima.....	549		
Indian schools ( <i>see also</i> name of school).....	495		
Insane, District of Columbia.....	1295		
Kansas Indians.....	549		
Kickapoos.....	549		
Kiowas.....	468		
National Home for Disabled Volunteer Soldiers.....	1118		
Northern Cheyennes and Arapahoes.....	552		
Osage Agency.....	509		
Osage school.....	530		
Pawnees.....	553		
Poncas.....	549		
Prisoners, District of Columbia.....	1280		
Prisoners, United States courts.....	719		
Quapaws.....	554, 557		
Rocky Boy Band of Chippewas.....	549		
Seminoles in Florida.....	549		
Shoshones, employees.....	557		
Sioux of Devils Lake.....	549		
Sioux of different tribes, including Santee Sioux of Nebraska.....	554		
Sioux, Yankton Tribe.....	549		
Spokanes.....	556		
United States prisoners.....	719		
Utes, Confederate Bands.....	556		
Wichitas.....	549		
Yakimas and other Indians.....	549		
Suppressing—			
Contagious diseases among livestock of Indians.....	472		
Counterfeiting and other crimes.....	902		
Liquor traffic among Indians.....	461		
Spread of pink bollworm in cotton.....	293		
Traffic in intoxicating liquors, Alaska.....	667		
Supreme Court—			
District of Columbia, court expenses, fees, etc.....	1273		
District of Columbia, salaries.....	1273		
Printing and binding.....	696		
United States, salaries.....	696		
		Tablets or monuments, in Cuba and China.....	1092
		Tabulating machines, Bureau of the Census.....	358
		Tanks, purchase, etc.....	1038
		Tank Service—	
		Expenses.....	1061
		Schools.....	1061
		Tariff Commission—	
		Expenses.....	87-89
		Printing and binding.....	89
		Tax Appeals, Board of, salaries and expenses.....	38
		Teachers' retirement fund, District of Columbia.....	1314
		Temperature, high, investigation.....	381
		Temporary government, West Indian Islands.....	745
		Temporary home, District of Columbia.....	1294
		Tenders, Lighthouse Service.....	391
		Territorial and State maps, General Land Office.....	450
		Territorial governments—	
		Contingent expenses.....	665, 672
		Legislative expenses.....	666, 672
		Salaries, governors, etc.....	665, 671
		Territorial homes for disabled soldiers and sailors.....	1163
		Territories of the United States, collection and editing of official papers of the, now in national archives.....	818
		Testing fuel, Bureau of Mines.....	426
		Testing large scales, Bureau of Standards.....	383
		Testing machines—	
		Bureau of Standards, maintenance and operation.....	371
		Ordnance Department.....	1041
		Testing mechanical appliances, Bureau of Standards, standardization and.....	376
		Testing miscellaneous materials, Bureau of Standards.....	373
		Testing structural materials, Bureau of Standards.....	369
		Textiles, paper, leather, and rubber, investigation of, Bureau of Standards.....	377
		Theodore Roosevelt School, support and education.....	503
		Third Assistant Postmaster General, salaries, office of.....	790
		Thurberia weevil quarantine, enforcement of.....	297
		Timber—	
		Expenses incidental to sale of.....	470
		Industrial work and care of.....	468
		Protecting, on the public lands.....	453
		Tokyo, Japan—	
		Diplomatic and consular establishments, land.....	822
		Rent of grounds for embassy at.....	822
		Tomah, Wis., support of Indian school.....	528
		Toppenish-Simcoe irrigation project, maintenance and operation.....	481
		Torpedoes and appliances, Navy.....	764
		Trade-Mark Registration Bureau, International.....	836
		Traffic in intoxicating liquors—	
		Alaska, suppressing.....	667
		Among Indians, suppressing.....	461
		Trails—	
		Alaska, maintenance and repair of.....	1099, 1117
		Roads and, forest.....	325
		Roads and, national parks.....	657



<b>Training—</b>	<b>Page</b>
Citizens' military.....	1082
National Guard.....	1072
<b>Training School for Boys—</b>	
National, District of Columbia.....	1283
National, Washington, D. C., support.....	717
<b>Training School for Girls, National, District of Columbia.....</b>	<b>1284</b>
<b>Training stations—</b>	
Naval, R. I.....	751
Naval, Great Lakes, maintenance.....	751
Naval, Hampton Roads, Va.....	751
Naval, San Diego, Calif., maintenance.....	751
<b>Transportation—</b>	
Army.....	973
Diplomatic and consular officers in going to and from posts.....	827
Families and effects of officers and employees of Bureau of Foreign and Domestic Commerce.....	355
Freight, etc., Public Health Service.....	908
Fuel and, Navy.....	768
Indian schools.....	498
Indian supplies.....	459
Navigation, Bureau of.....	749
Paupers, District of Columbia.....	1296
Remains of officers and employees of Bureau of Foreign and Domestic Commerce.....	354
Remains of officers, Public Health Service.....	908
<b>Transportation, Army, Quartermaster Corps.....</b>	<b>973</b>
<b>Transporting remains of Foreign Service officers and clerks.....</b>	<b>827</b>
<b>Traveling expenses—</b>	
Civil Service Commission.....	44
Department of Justice.....	688
Inspectors, Interior Department.....	446
President of United States.....	30
<b>Treasurer of the United States, salaries, office of.....</b>	<b>879</b>
<b>Treasury Building, repairs.....</b>	<b>934-935</b>
<b>Treasury building annexes—</b>	
Operating expenses.....	852
Repairs.....	935
<b>Treasury Department—</b>	
Contingent expenses.....	850
Internal revenue.....	882
Mints and assay offices.....	923-933
Permanent indefinite appropriations.....	866, 875, 880, 890, 944
Postage.....	855
Printing and binding.....	854
Rent of buildings.....	850
Salaries, offices of.....	847-944
Salaries, office of Solicitor for.....	685
Stationery.....	855
<b>Treaties with Indian tribes, fulfilling. (See name of tribe.)</b>	
<b>Treatment of diseases among Indians, prevention and.....</b>	<b>533</b>
<b>Treatment of indigent sick, District of Columbia, care and.....</b>	<b>1286</b>
<b>Tribal funds—</b>	
Apache, Kiowa, and Comanche Indians.....	468-575
Arapahoes.....	557
Cheyennes, Oklahoma.....	575
Chippewa Indians in Minnesota.....	529-588
Choctaws and Chickasaws.....	589
Klamath Agency and Reservation.....	490, 577
Osage Nation, Oklahoma.....	590
San Carlos Reservation, Indians on.....	480
Umatilla Agency.....	577
Utes, Confederate Bands.....	592
Yakima Indians.....	582
<b>Troops, Engineer, equipment of.....</b>	<b>1017</b>
<b>Trophy and medals, National, for rifle contests.....</b>	<b>1085</b>
<b>Trusses for disabled soldiers.....</b>	<b>1097</b>
<b>Truxton Canyon, Ariz., Indian school.....</b>	<b>502</b>
<b>Tuberculosis Hospital, District of Columbia.....</b>	<b>1286</b>
<b>Turtle Mountain Chippewa Indians, North Dakota, support of.....</b>	<b>549</b>
<b>U</b>	
<b>Uintah Reservation, irrigation systems.....</b>	<b>490</b>
<b>Unallotted lands, Five Civilized Tribes, sale of.....</b>	<b>466</b>
<b>Uniforms, arms, equipment, etc., National Guard.....</b>	<b>1074</b>
<b>Union of American Republics, International.....</b>	<b>831</b>
<b>United States and Austria and Hungary, Mixed Claims Commission.....</b>	<b>836</b>
<b>United States and Canada, boundary line.....</b>	<b>830</b>
<b>United States and Germany, Mixed Claims Commission.....</b>	<b>836</b>
<b>United States and Great Britain—</b>	
Boundary treaty of 1925, between.....	830
Waterways treaty.....	834

	Page
United States and Mexico—	
General and Special Claims Commission.....	837
International (Water) Boundary Commission.....	829
United States Board of Tax Appeals, salaries and expenses..	38
United States consulates—	
Allowance for clerk hire at.....	823
Contingent expenses.....	823
United States cotton futures act, enforcement of.....	282
United States courts—	
Expenses.....	701
Probation system.....	719
Supplies for judicial officers and.....	709
United States Court for China, salaries and expenses.....	843
United States Court of Customs Appeals, salaries and expenses.....	698
United States Employees' Compensation Commission, salaries and expenses.....	46
United States Employment Service, expenses.....	738
United States Engineer depots, expenses.....	1014
United States Engineer School, maintenance.....	1016
United States Geographic Board.....	90
United States grain standards act, enforcement of.....	283
United States Housing Corporation, salaries and expenses..	57
United States Industrial Reformatory, Chillicothe, Ohio....	716
United States lands, and other property, care of.....	943
United States maps, General Land Office.....	449
United States penitentiary—	
Atlanta, Ga.....	710
Leavenworth, Kans.....	712
McNeil Island, Wash.....	714
United States section, International High Commission.....	833
United States securities, distinctive paper for.....	864
United States Shipping Board, salaries and expenses.....	90
United States Supreme Court, salaries.....	697
United States Tariff Commission, expenses.....	87-89
United States Veterans' Bureau—	
Printing and binding.....	106
Salaries and expenses.....	93-105
United States warehouse act, administration of.....	285
Unsold property, maintenance, Housing Corporation.....	60
Utah—	
Miscellaneous Indian funds.....	581
Support of Indians in.....	549
Ute Indians, Utah—	
Confederated bands, support of.....	556
Withdrawal of tribal funds of.....	592

## V

Vaults and safes, public buildings .....	938
Vehicles—	
Indian Service .....	462
Passenger-carrying, Department of Agriculture .....	317
Venerable diseases, division of, Public Health Service .....	920
Vessels—	
Admeasurement of .....	361
Coast Guard .....	896
Coast survey, pay, etc., of officers and men .....	405
Coast and Geodetic Survey, repairs and maintenance .....	405
Fishery service, Alaska .....	414
Fishery vessels, maintenance .....	414
Lighthouse Service, salaries .....	391
Naval, alterations to .....	785
Navy, ammunition .....	785
Navy, construction and repair of .....	762
Navy, increase of .....	785
Pay to consular officers for services to American .....	845
Veterans' Bureau, salaries and expenses .....	93-105
Vice President of the United States, salary of .....	29
Vicksburg National Park, improvement of .....	1095
Vocational Education, Federal Board for, permanent in-	
definite appropriations .....	48
Volunteer soldiers, national homes for, support of .....	1118

**W**

Wages of workmen, mints and assay offices.....	923-932
Wagon roads, bridges, and trails, Alaska fund.....	1117
Wahpeton, N. Dak., support of Indian school.....	518
Wakefield, Va., improvements, birthplace of Washington.....	1098
Walker River, Nev., reservoir site.....	488
Walks, roads, etc., Quartermaster's Department.....	902
Wapato irrigation project, construction, etc.....	492
War College—	
Army, expenses.....	952
Naval, maintenance.....	753

